

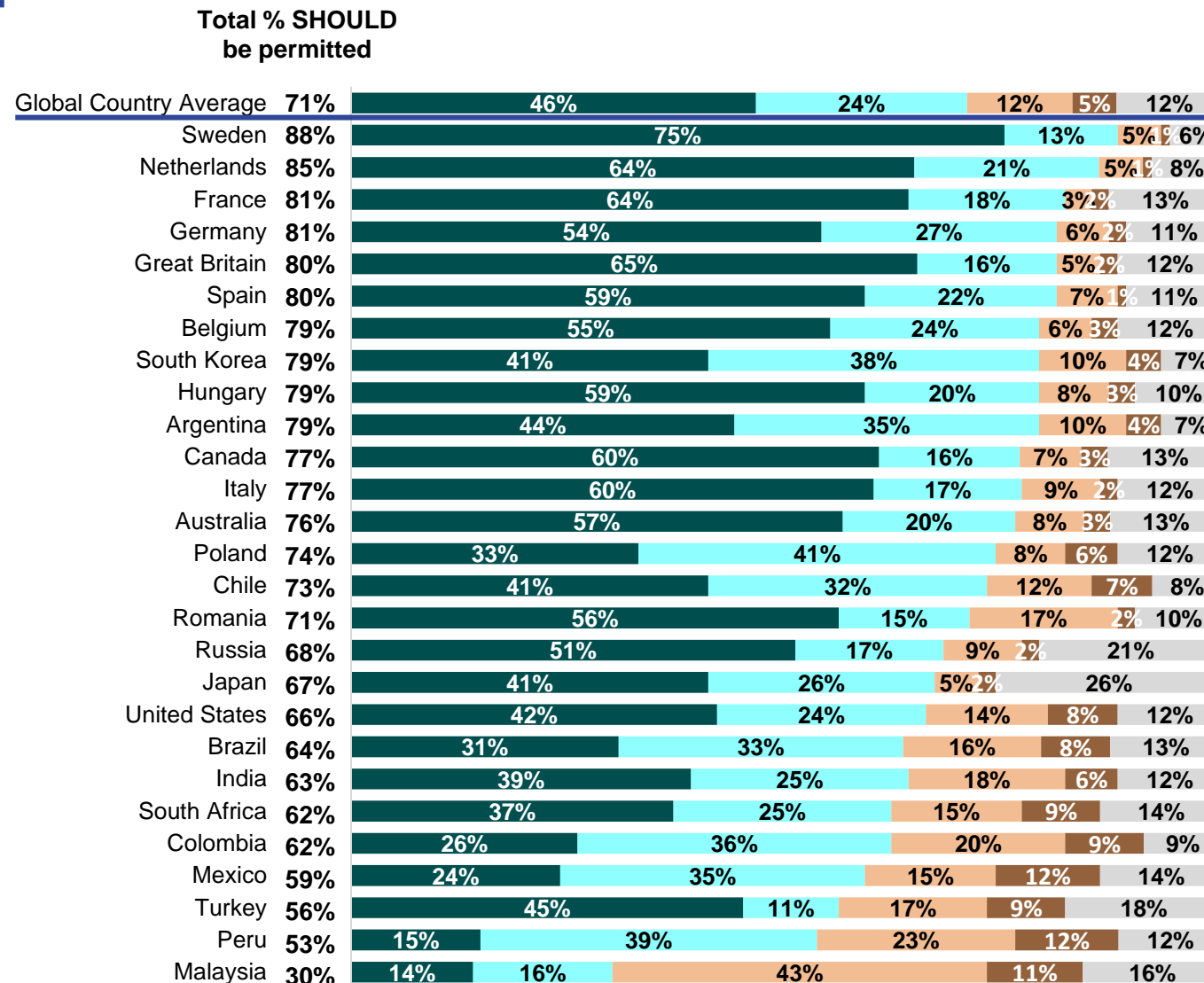
# GLOBAL VIEWS ON ABORTION IN 2021

**Favorability toward legalization  
of abortion in 27 countries**

For more information, go to <https://www.ipsos.com/en/global-views-abortion-2021>

# FAVORABILITY TOWARD LEGALIZATION OF ABORTION BY COUNTRY

Q. Please choose which is closer to your point of view



- Abortion SHOULD be permitted whenever a woman decides she wants one
- Abortion SHOULD be permitted in certain circumstances, such as if a woman has been raped
- Abortion should NOT be permitted under any circumstances, except when the life of the mother is in danger
- Abortion should NEVER be permitted, no matter what circumstance exists
- Don't know/Prefer not to say

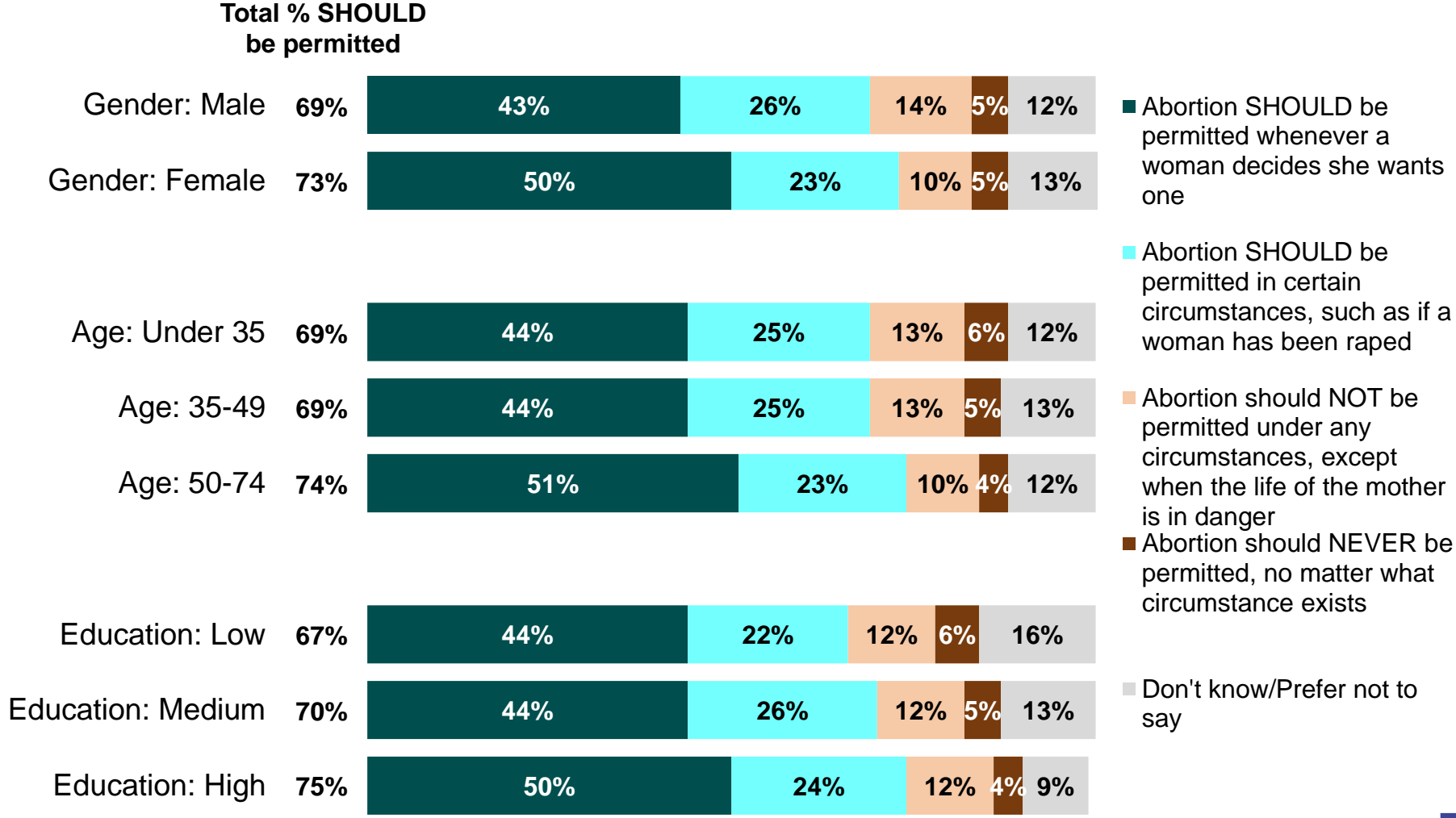
Base: 20,003 online adults aged 16-74 across 27 countries.

Online samples in Brazil, Chile, Colombia, India, Malaysia, Mexico, Peru, Romania, Russia, South Africa, and Turkey tend to be more urban, educated, and/or affluent than the general population.

The "Global Country Average" reflects the average result for all the countries where the survey was conducted; it has not been adjusted to the population size of each country and is not intended to suggest a total result.

# FAVORABILITY TOWARD LEGALIZATION OF ABORTION GLOBALLY BY GENDER, AGE AND EDUCATION

Q. Please choose which is closer to your point of view



Base: 20,003 online adults aged 16-74 across 27 countries.

Online samples in Brazil, Chile, Colombia, India, Malaysia, Mexico, Peru, Romania, Russia, South Africa, and Turkey tend to be more urban, educated, and/or affluent than the general population.

The "Global Country Average" reflects the average result for all the countries where the survey was conducted; it has not been adjusted to the population size of each country and is not intended to suggest a total result.



# FAVORABILITY TOWARD LEGALIZATION OF ABORTION BY COUNTRY SINCE 2014

## SUMMARY TABLE

Total % SHOULD be permitted	2021	2020	2019	2018	2017	2016	2015	2014	Change since 2014
<b>Global Country Average*</b>	<b>71</b>	<b>70</b>	<b>70</b>	<b>70</b>	<b>72</b>	<b>75</b>	<b>72</b>	<b>72</b>	<b>-1</b>
Argentina	79	72	71	74	66	66	65	64	15
Australia	76	78	75	74	77	77	75	77	-1
Belgium	79	87	87	83	87	90	85	85	-6
Brazil	64	53	61	57	50	57	52	53	11
Canada	77	77	74	77	77	79	74	76	1
Chile	73	68	-	71	75	73	71	65	8
Colombia	62	-	-	-	-	-	-	-	-
France	81	84	86	84	86	90	88	90	-9
Germany	81	76	82	77	84	84	83	85	-4
Great Britain	80	83	84	76	82	86	84	85	-5
Hungary	79	78	78	81	84	83	77	79	0
India	63	63	64	64	68	70	63	61	2
Italy	77	70	73	73	71	74	74	73	4
Japan	67	66	65	62	60	65	67	67	0
Malaysia	30	24	28	27	-	-	-	-	-
Mexico	59	64	62	59	57	58	49	51	8
Netherlands	85	83	-	-	-	-	-	-	-
Peru	53	48	50	53	49	53	-	-	-
Poland	74	69	74	71	-	-	-	-	-
Romania	71	-	-	-	-	-	-	-	-
Russia	68	69	65	65	66	62	65	59	9
South Africa	62	64	80	84	80	80	77	74	-12
South Korea	79	79	61	56	58	71	56	59	20
Spain	80	83	84	80	83	86	86	88	-8
Sweden	88	88	84	88	87	93	87	91	-3
Turkey	56	56	58	64	63	72	68	71	-15
United States	66	64	68	68	68	69	68	64	2

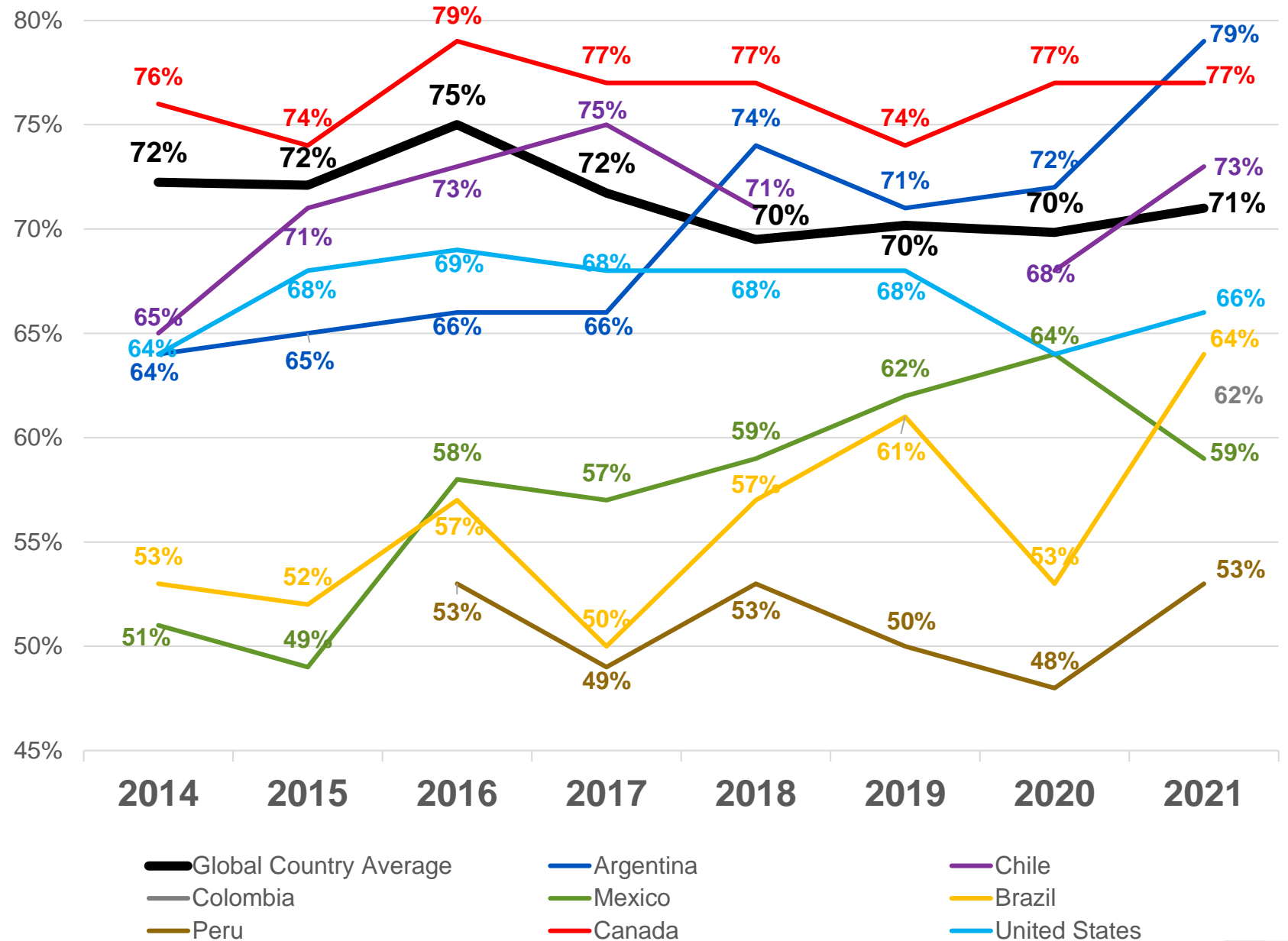
Base: 20,003 online adults aged 16-74 across 27 countries.

Online samples in Brazil, Chile, Colombia, India, Malaysia, Mexico, Peru, Romania, Russia, South Africa, and Turkey tend to be more urban, educated, and/or affluent than the general population.

The "Global Country Average" reflects the average result for all the countries where the survey was conducted; it has not been adjusted to the population size of each country and is not intended to suggest a total result.

# FAVORABILITY TOWARD LEGALIZATION OF ABORTION BY COUNTRY SINCE 2014

## AMERICAS



Base: 20,003 online adults aged 16-74 across 27 countries.

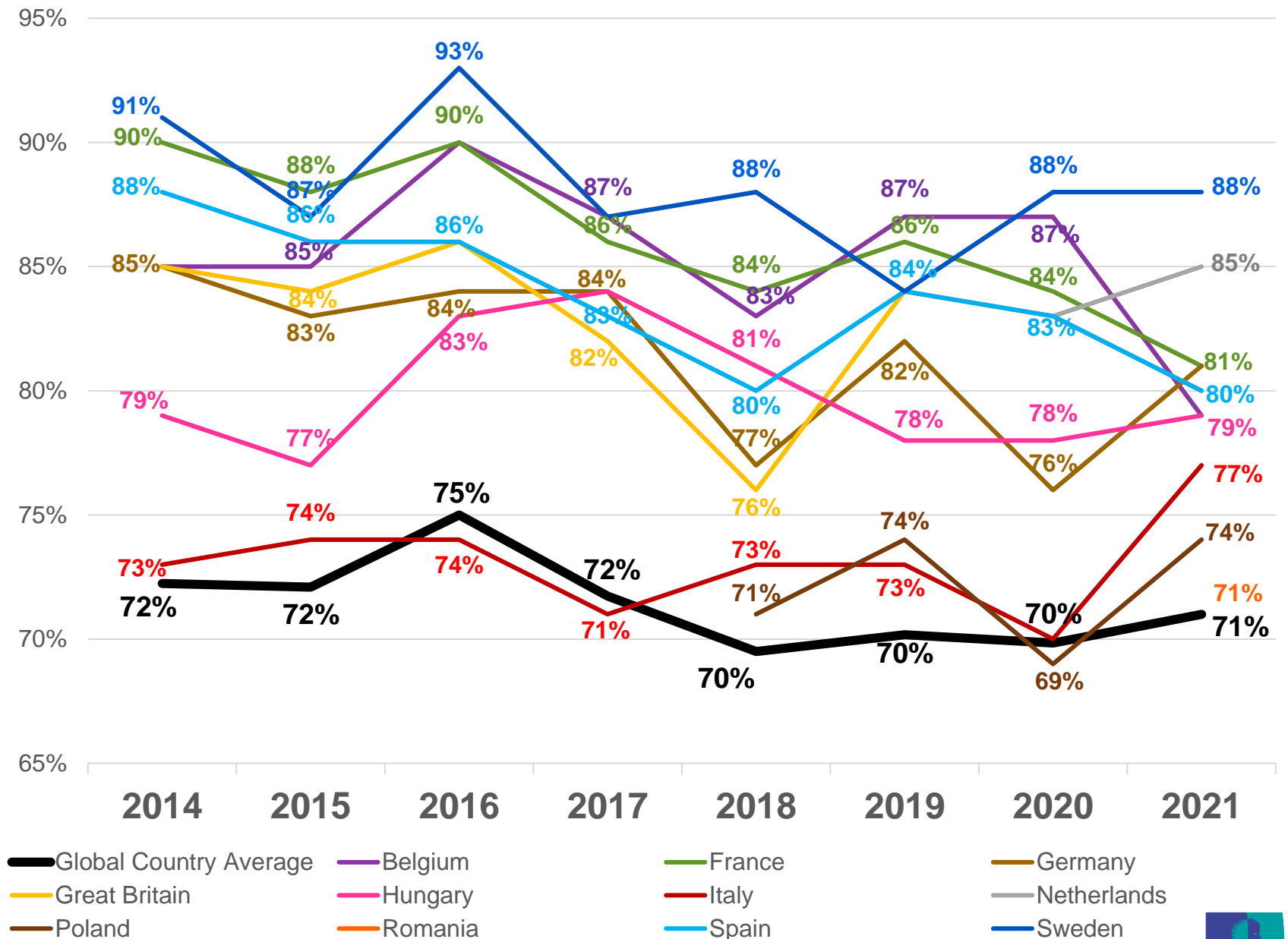
Online samples in Brazil, Chile, Colombia, India, Malaysia, Mexico, Peru, Romania, Russia, South Africa, and Turkey tend to be more urban, educated, and/or affluent than the general population.

The "Global Country Average" reflects the average result for all the countries where the survey was conducted; it has not been adjusted to the population size of each country and is not intended to suggest a total result.



# FAVORABILITY TOWARD LEGALIZATION OF ABORTION BY COUNTRY SINCE 2014

## EUROPEAN UNION + GREAT BRITAIN



Base: 20,003 online adults aged 16-74 across 27 countries.

Online samples in Brazil, Chile, Colombia, India, Malaysia, Mexico, Peru, Romania, Russia, South Africa, and Turkey tend to be more urban, educated, and/or affluent than the general population.

The "Global Country Average" reflects the average result for all the countries where the survey was conducted; it has not been adjusted to the population size of each country and is not intended to suggest a total result.



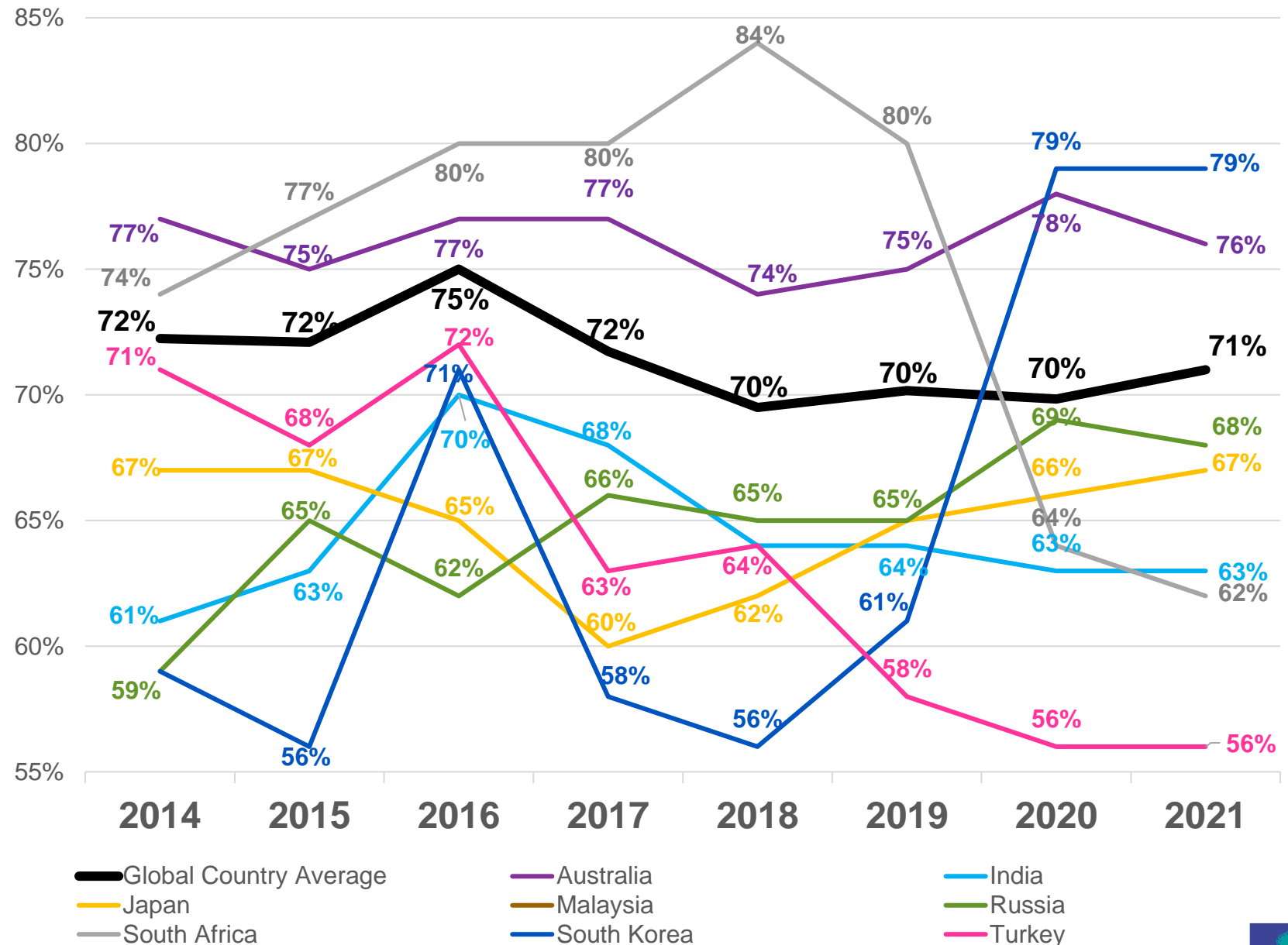
# FAVORABILITY TOWARD LEGALIZATION OF ABORTION BY COUNTRY SINCE 2014

## ASIA-PACIFIC + MIDDLE EAST + AFRICA

Base: 20,003 online adults aged 16-74 across 27 countries.

Online samples in Brazil, Chile, Colombia, India, Malaysia, Mexico, Peru, Romania, Russia, South Africa, and Turkey tend to be more urban, educated, and/or affluent than the general population.

The "Global Country Average" reflects the average result for all the countries where the survey was conducted; it has not been adjusted to the population size of each country and is not intended to suggest a total result.



# METHODOLOGY

These are the results of a 27-country survey conducted by Ipsos on its Global Advisor online platform. Ipsos interviewed a total of 20,003 adults aged 18-74 in the United States, Canada, Malaysia, South Africa, and Turkey, and 16-74 in 22 other markets between June 25 and July 9, 2021.

The sample consists of approximately 1,000 individuals in each of Australia, Belgium, Brazil, Canada, France, Germany, Great Britain, Italy, Japan, Spain, and the U.S., and 500 individuals in each of Argentina, Chile, Colombia, Hungary, India, Malaysia, Mexico, the Netherlands, Peru, Poland, Romania, Russia, South Africa, South Korea, Sweden, and Turkey.

The samples in Argentina, Australia, Belgium, Canada, France, Germany, Great Britain, Hungary, Italy, Japan, the Netherlands, Poland, South Korea, Spain, Sweden, and the U.S. can be taken as representative of these countries' general adult population under the age of 75.

The samples in Brazil, Chile, Colombia, Malaysia, Mexico, Peru, Romania, Russia, South Africa, and Turkey are more urban, more educated, and/or more affluent than the general population. The survey results for these countries should be viewed as reflecting the views of the more "connected" segment of their population.

The data is weighted so that each country's sample composition best reflects the demographic profile of the adult population according to the most recent census data.

Where results do not sum to 100 or the 'difference' appears to be +/-1 more/less than the actual, this may be due to rounding, multiple responses, or the exclusion of don't know or not stated responses.

The precision of Ipsos online polls is calculated using a credibility interval with a poll of 1,000 accurate to +/- 3.5 percentage points and of 500 accurate to +/- 5.0 percentage points. For more information on Ipsos's use of credibility intervals, please visit the Ipsos website.

The publication of these findings abides by local rules and regulations.



# ABOUT IPSOS

---

Ipsos is the third largest market research company in the world, present in 90 markets and employing more than 18,000 people.

Our research professionals, analysts and scientists have built unique multi-specialist capabilities that provide powerful insights into the actions, opinions and motivations of citizens, consumers, patients, customers or employees. Our 75 business solutions are based on primary data coming from our surveys, social media monitoring, and qualitative or observational techniques.

“Game Changers” – our tagline – summarises our ambition to help our 5,000 clients to navigate more easily our deeply changing world.

Founded in France in 1975, Ipsos is listed on the Euronext Paris since July 1st, 1999. The company is part of the SBF 120 and the Mid-60 index and is eligible for the Deferred Settlement Service (SRD).

ISIN code FR0000073298, Reuters ISOS.PA, Bloomberg  
IPS:FP  
[www.ipsos.com](http://www.ipsos.com)

# GAME CHANGERS

---

In our world of rapid change, the need for reliable information to make confident decisions has never been greater.

At Ipsos we believe our clients need more than a data supplier, they need a partner who can produce accurate and relevant information and turn it into actionable truth.

This is why our passionately curious experts not only provide the most precise measurement, but shape it to provide True Understanding of Society, Markets and People.

To do this we use the best of science, technology and know-how and apply the principles of security, simplicity, speed and substance to everything we do.

So that our clients can act faster, smarter and bolder. Ultimately, success comes down to a simple truth:  
**You act better when you are sure.**