




































Q

# WHICH POLITICAL PARTY WOULD YOU VOTE FOR/IF YOU DO NOT CHOOSE A PARTY, WHY NOT?

Political Party / Other Opinion Expressed	Support In 2019 National Election %	National Support Nov. 2019 %	Support For Local Government Election Dec. 2020 %	Support For Local Government Election Aug.2021 %
ANC 	 57,5	 55,1	 51,8	 34,9
DA 	 20,8	 12,8	 10,0	 12,7
EFF 	 10,8	 7,9	 10,5	 10,3
Action SA 				 1,1
ACDP 				 1,1
IFP 				 1,0
FF+ 				 0,9
Other Parties (Named)				 3,4
My vote is confidential				 6,9
Uncertain which party to support				 4,1
Not interested in politics				 1,1
Not registered				 2,4
Will definitely not vote				 1,7
Will probably not vote				 0,9
I don't trust politicians or parties				 4,0
No reason given				 0,9
Voting makes no change				 6,1
Another opinion expressed				 2,5
Refused to answer				 4,9

Q

# WHICH POLITICAL PARTY WOULD YOU VOTE FOR?

Political Party / Opinion

Support for local government elections Aug. 2021 %

ANC



49,3

DA



17,9

EFF



14,5

Action SA



1,5

ACDP



1,5

IFP



1,4

FF+



1,2

Other party listed

5,3

My vote is confidential

2,4

Uncertain which party to support

2,5

Refused to answer

2,5

Q

# HOW MUCH DO YOU WANT TO VOTE?

*Definitely want to vote/want to vote %*

**Mpumalanga:** 67

**Limpopo:** 79

**Gauteng:** 73

**North West:** 76

**Northern Cape:** 66

**Free State:** 61

**Western Cape:** 73

**Eastern Cape:** 76

**KwaZulu Natal:** 71

