

# Ipsos Jobs polling

January 2022

# How satisfied are you with your current job?

Overall, to what extent are you satisfied or dissatisfied with your current job?

**Satisfied**

**Dissatisfied**

**Among all**



**Among those working from home**



**Among those not working from home**

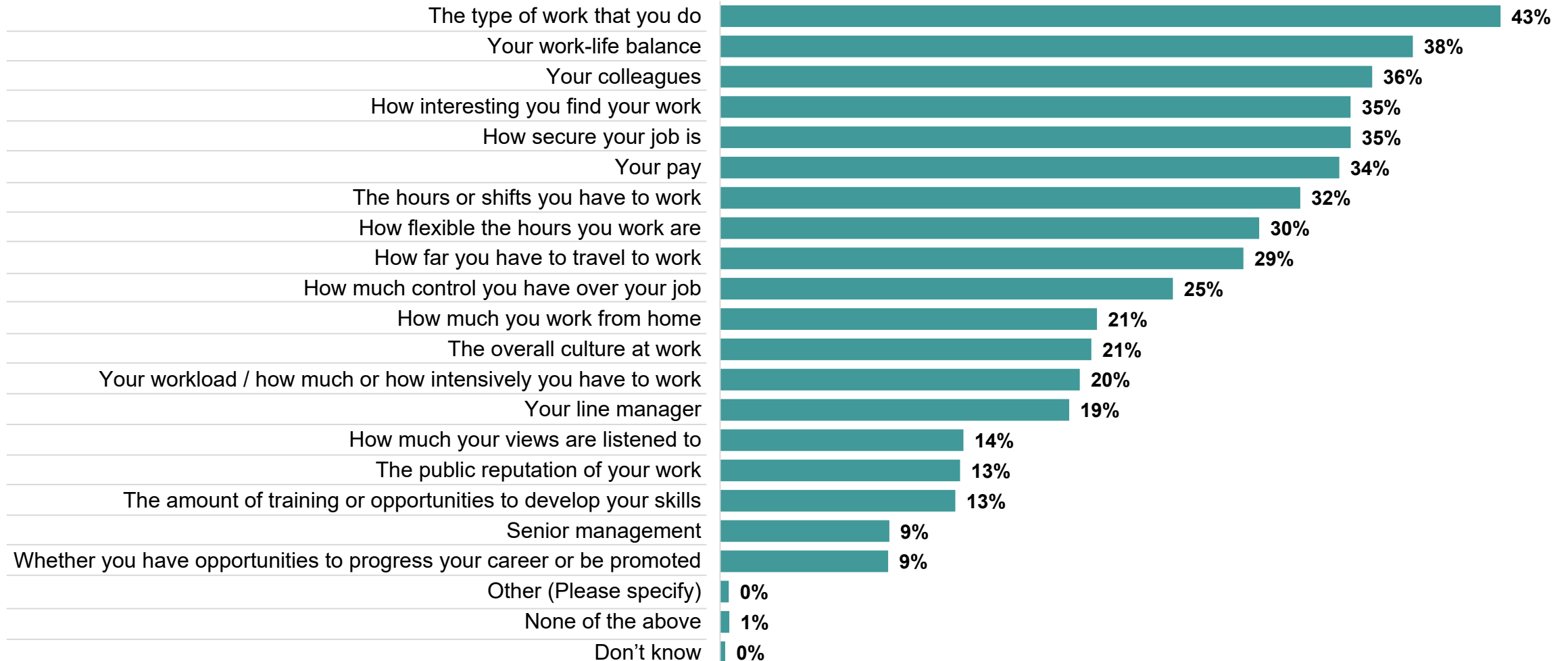


**Base: 1,340** Online British workers aged 18-75, 21-22 January 2022, including those working from home (546) and not working from home (794)

# Why are you satisfied with your current job?

Which of the following, if any, are the main reasons why you are satisfied with your current job?

Please pick all that apply.



Base: 918 Online British workers aged 18-75 satisfied with their job, 21-22 January 2022.

# Why are you satisfied with your current job? WFH vs not WFH

Which of the following, if any, are the main reasons why you are satisfied with your current job?  
Please pick all that apply. Top five reasons selected.

## Among those working from home



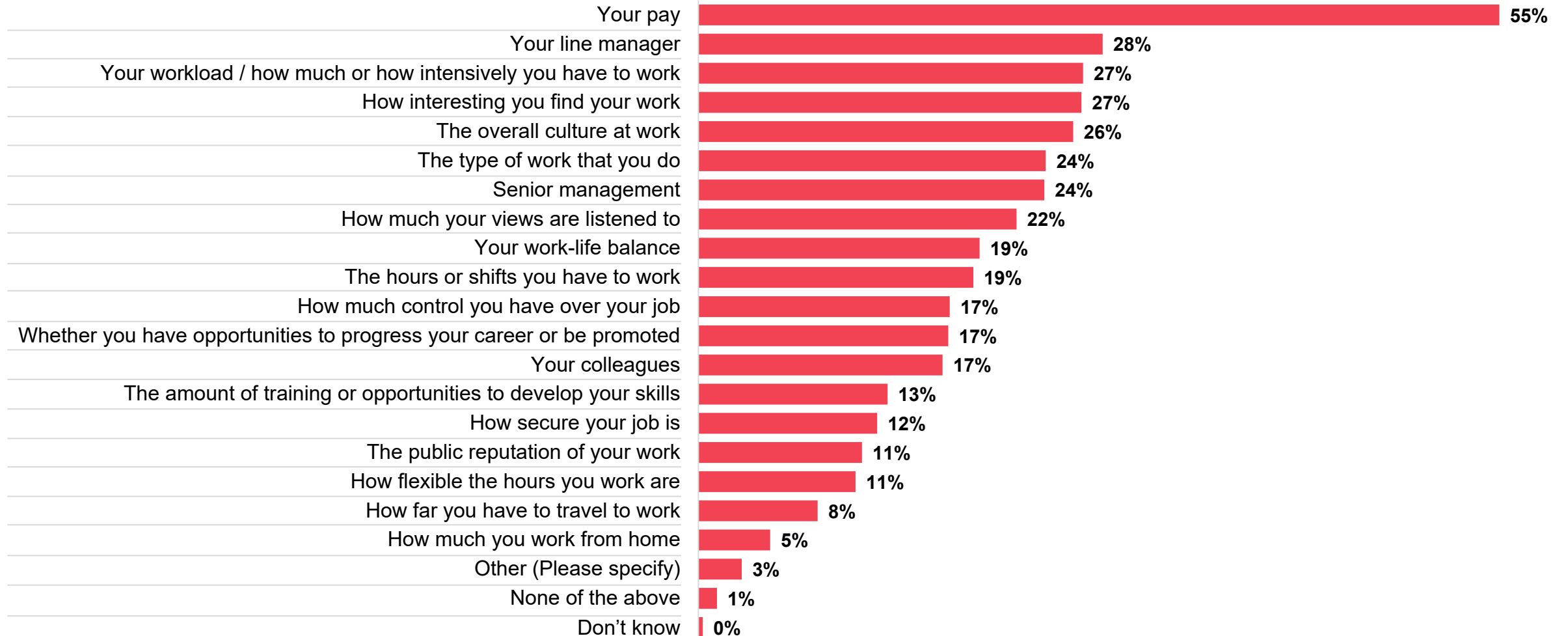
## Among those not working from home



Base: 918 Online British workers aged 18-75 satisfied with their job, 21-22 January 2022, including those working from home (390) and not working from home (528)

# Why are you dissatisfied with your current job?

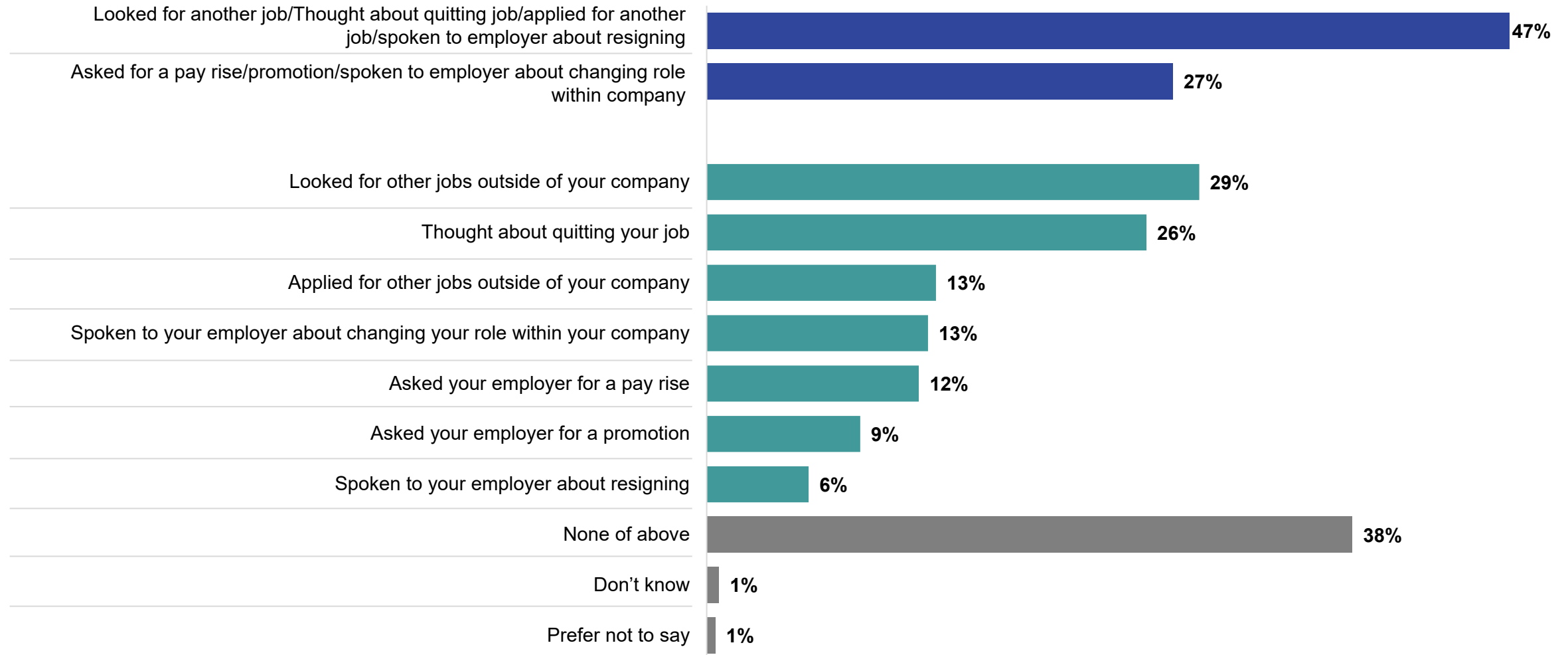
Which of the following, if any, are the main reasons why you are dissatisfied with your current job? Please pick all that apply.



Base: 208 Online British workers aged 18-75 dissatisfied with their job , 21-22 January 2022.

# Are people trying to leave or change their job?

Which of the following, if any, have you done over the last 3 months?



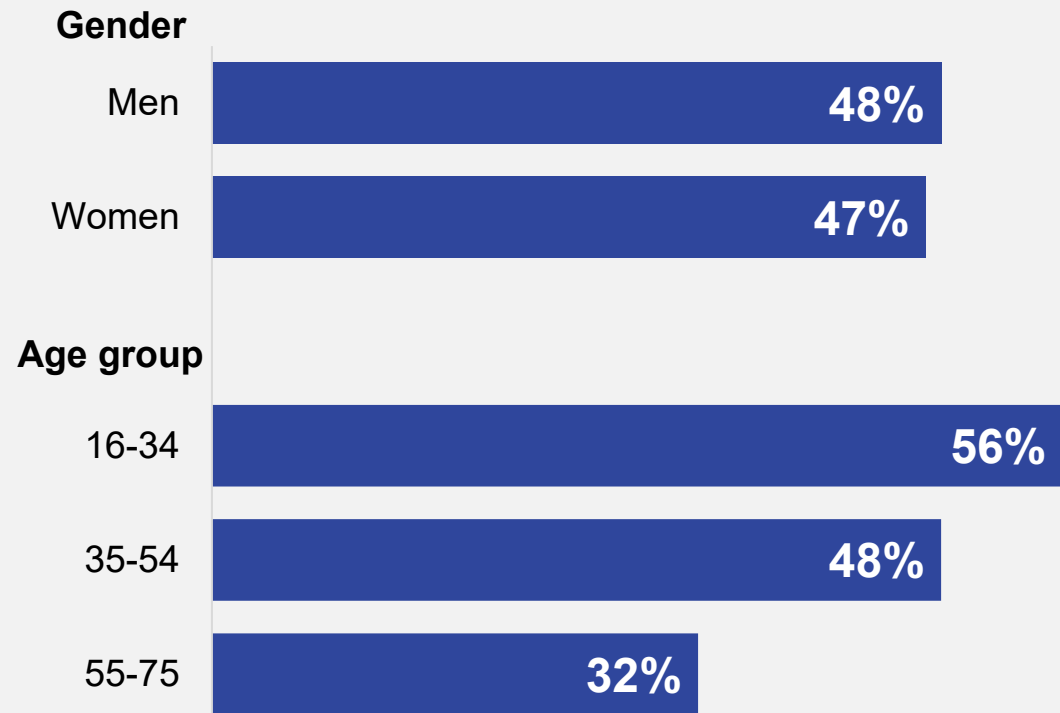
Base: 1,340 Online British workers aged 18-75, 21-22 January 2022.

© Ipsos | Jobs Polling | January 2022 | Public

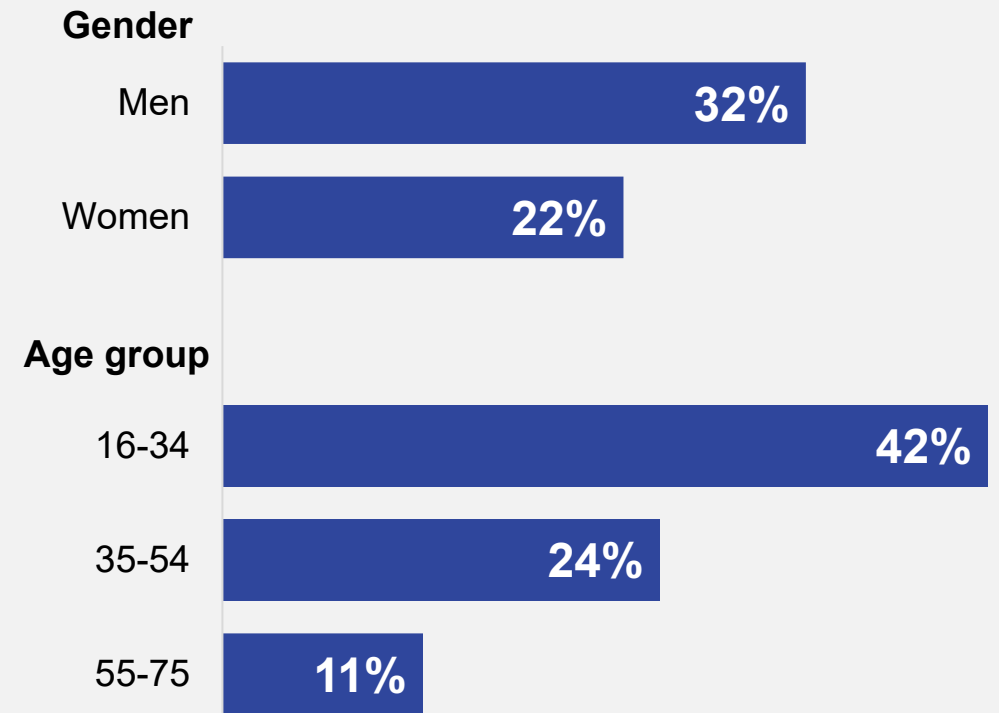
# Which groups are most likely to try to leave or change their job?

Which of the following, if any, have you done over the last 3 months?

**Proportion who have looked for another job, thought about quitting their job or applied for another job**



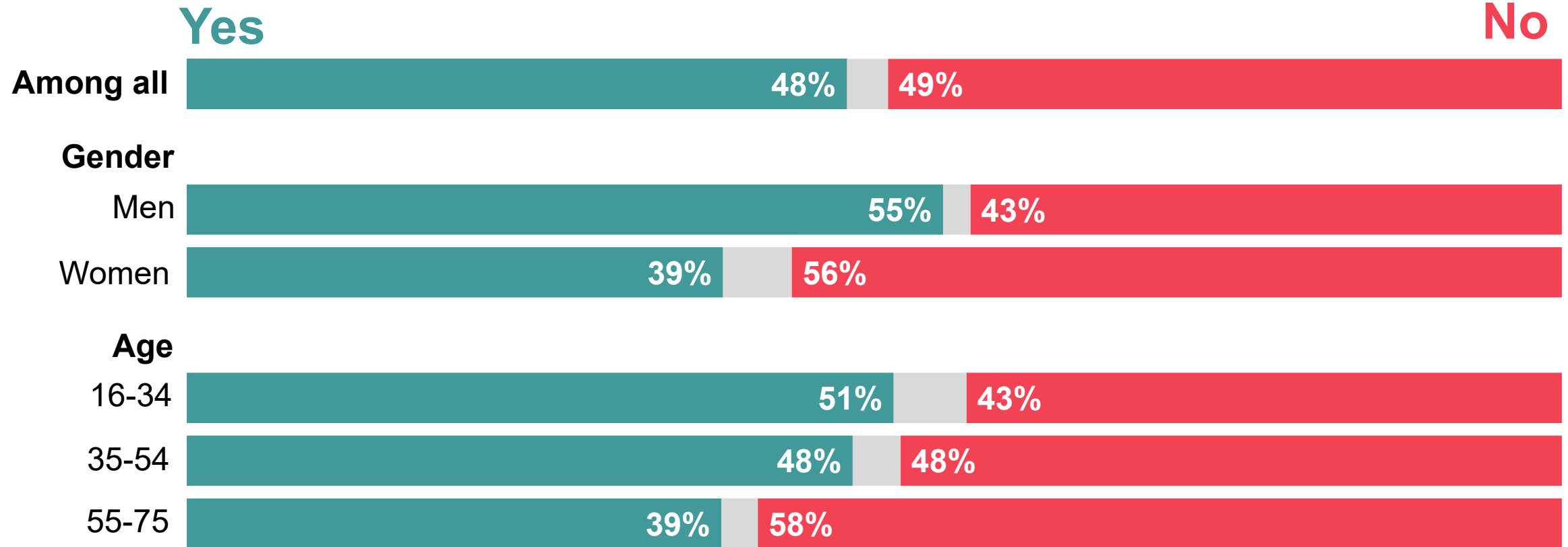
**Proportion who have asked for a pay rise or promotion or spoken to their employer about changing their role within their company**



Base: 1,340 Online British workers aged 18-75, 21-22 January 2022, including those aged 16-34 (402), 35-54 (637) and 55-75 (301)

# Did you receive a pay rise in 2021?

Did you receive a pay rise (or other increase in income from work) in 2021 compared with 2020, or not? Do not include income from sources outside of work.



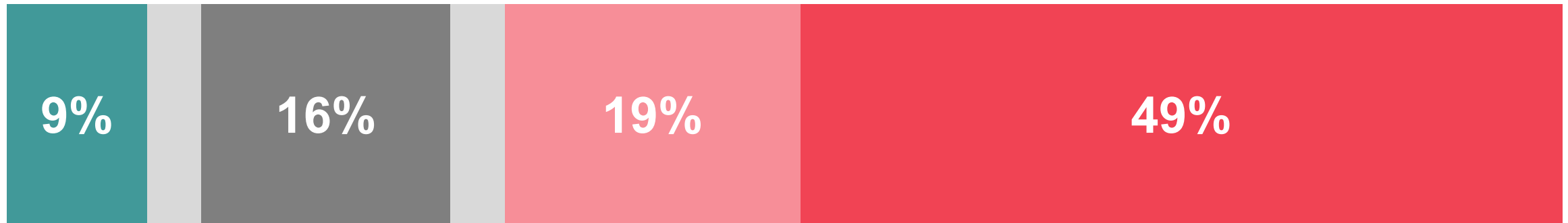
Base: 1,340 Online British workers aged 18-75, 21-22 January 2022, including those aged 16-34 (402), 35-54 (637) and 55-75 (301), men (611) and women (729)



# Did your pay rise faster than inflation in 2021?

The rate of inflation was 5.4% in the 12 months to December 2021. Was the pay rise (or increase in income from work) you received in 2021 more than, less than, or about the same as this rate of inflation?

Pay rise faster than inflation    Pay rise about the same as inflation    Pay rise less than inflation    No pay rise



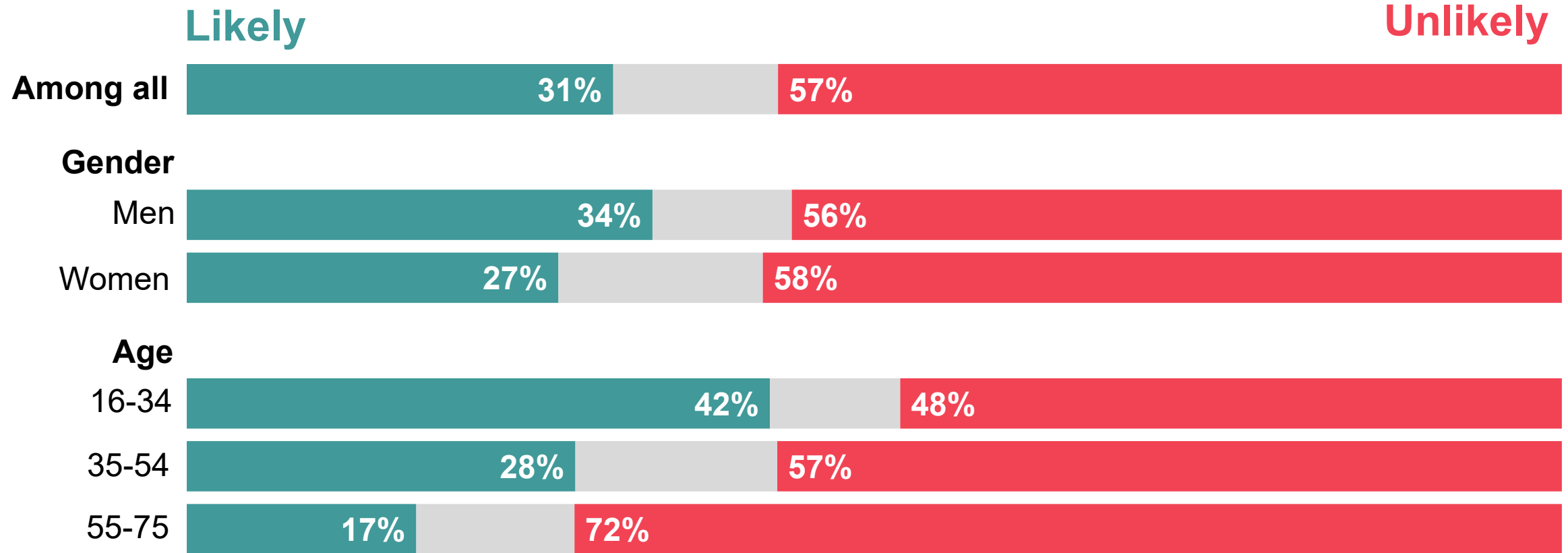
Pay rose faster than inflation: 9%

Pay rose less than inflation: 67%

Base: 1,340 Online British workers aged 18-75, 21-22 January 2022.

# Will your pay rise more than inflation in 2021?

The Bank of England has forecast that inflation will peak at around 6% in April 2022 before falling back in the second half of the year. How likely or unlikely do you think it is that you will receive a pay rise (or other increase in income from work) in 2022 that is higher than inflation?



Base: 1,340 Online British workers aged 18-75, 21-22 January 2022, including those aged 16-34 (402), 35-54 (637) and 55-75 (301), men (611) and women (729)

# Will your pay rise more than inflation in 2021?

The Bank of England has forecast that inflation will peak at around 6% in April 2022 before falling back in the second half of the year. How likely or unlikely do you think it is that you will receive a pay rise (or other increase in income from work) in 2022 that is higher than inflation?

Likely

Unlikely

Among all



Among those working from home



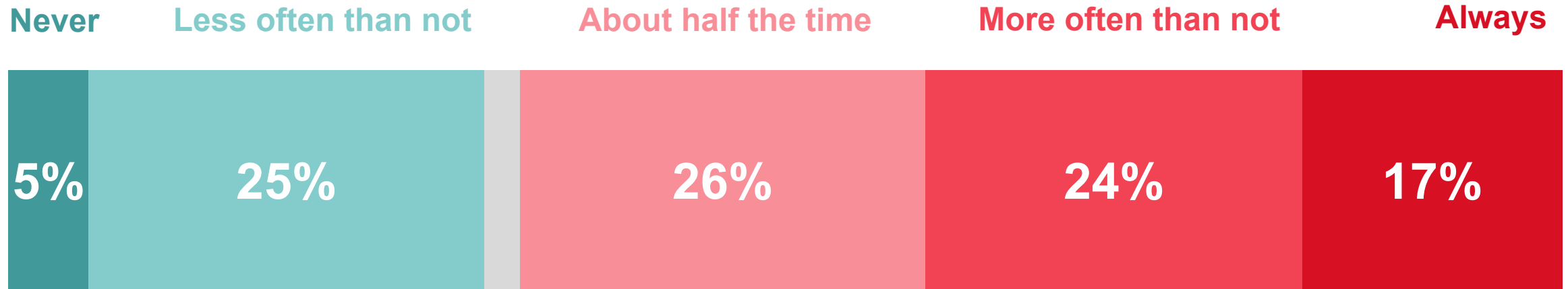
Among those not working from home



Base: 1,340 Online British workers aged 18-75, 21-22 January 2022, including those working from home (546) and not working from home (794)

# How often are you exhausted after finishing work?

How often, if at all, would you say you feel “exhausted” after finishing work?



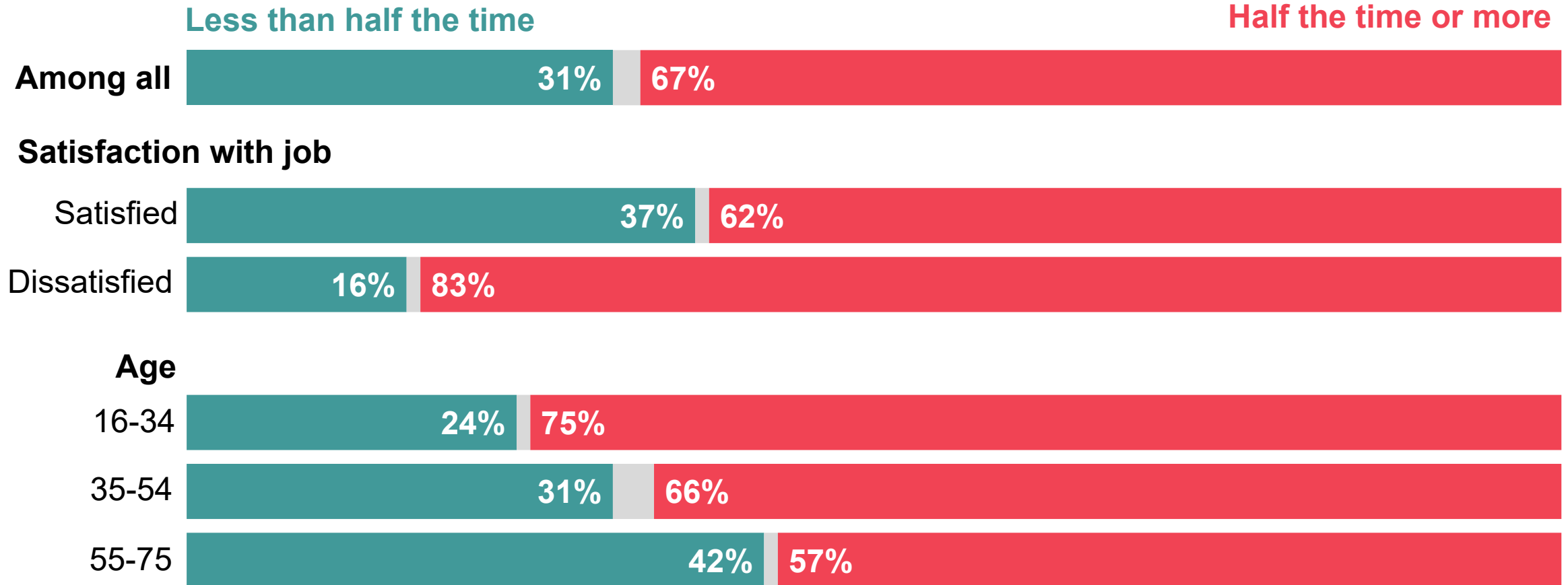
**Less than half the time: 31%**

**Half the time or more: 67%**

Base: 1,340 Online British workers aged 18-75, 21-22 January 2022.

# How often are you exhausted after finishing work?

How often, if at all, would you say you feel “exhausted” after finishing work?



Base: 1,340 Online British workers aged 18-75, 21-22 January 2022, including those satisfied with their current job (918), dissatisfied with their current job (208), aged 16-34 (402), 35-54 (637) and 55-75 (301)

# Ipsos

## For more information

Kelly Beaver  
CEO, UK, Ipsos  
[kelly.beaver@ipsos.com](mailto:kelly.beaver@ipsos.com)

Cameron Garrett  
Research Manager  
[cameron.garrett@ipsos.com](mailto:cameron.garrett@ipsos.com)

Gideon Skinner  
Research Director  
[gideon.skinner@ipsos.com](mailto:gideon.skinner@ipsos.com)

Dylan Spielman  
Research Executive  
[Dylan.spielman@ipsos.com](mailto:Dylan.spielman@ipsos.com)