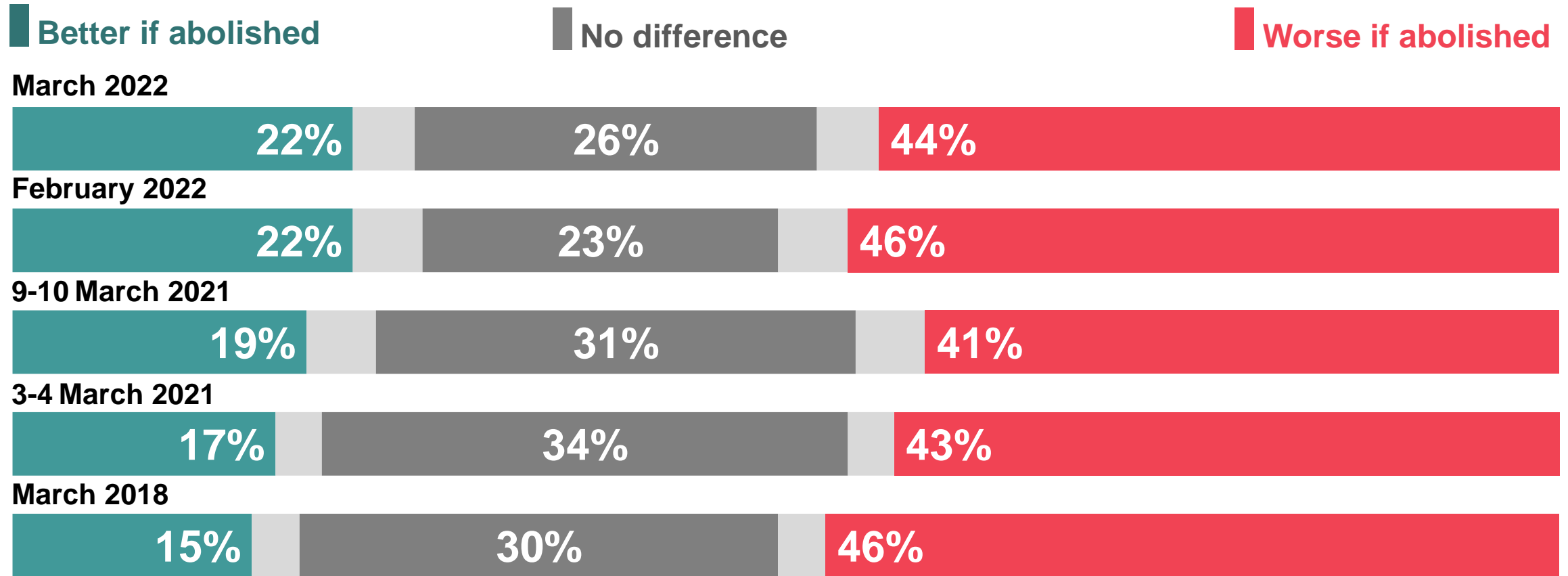


IPSOS Attitudes to the Royal Family

March 2022

Over two in five consistently think it would be worse for Britain if the monarchy was abolished in the future

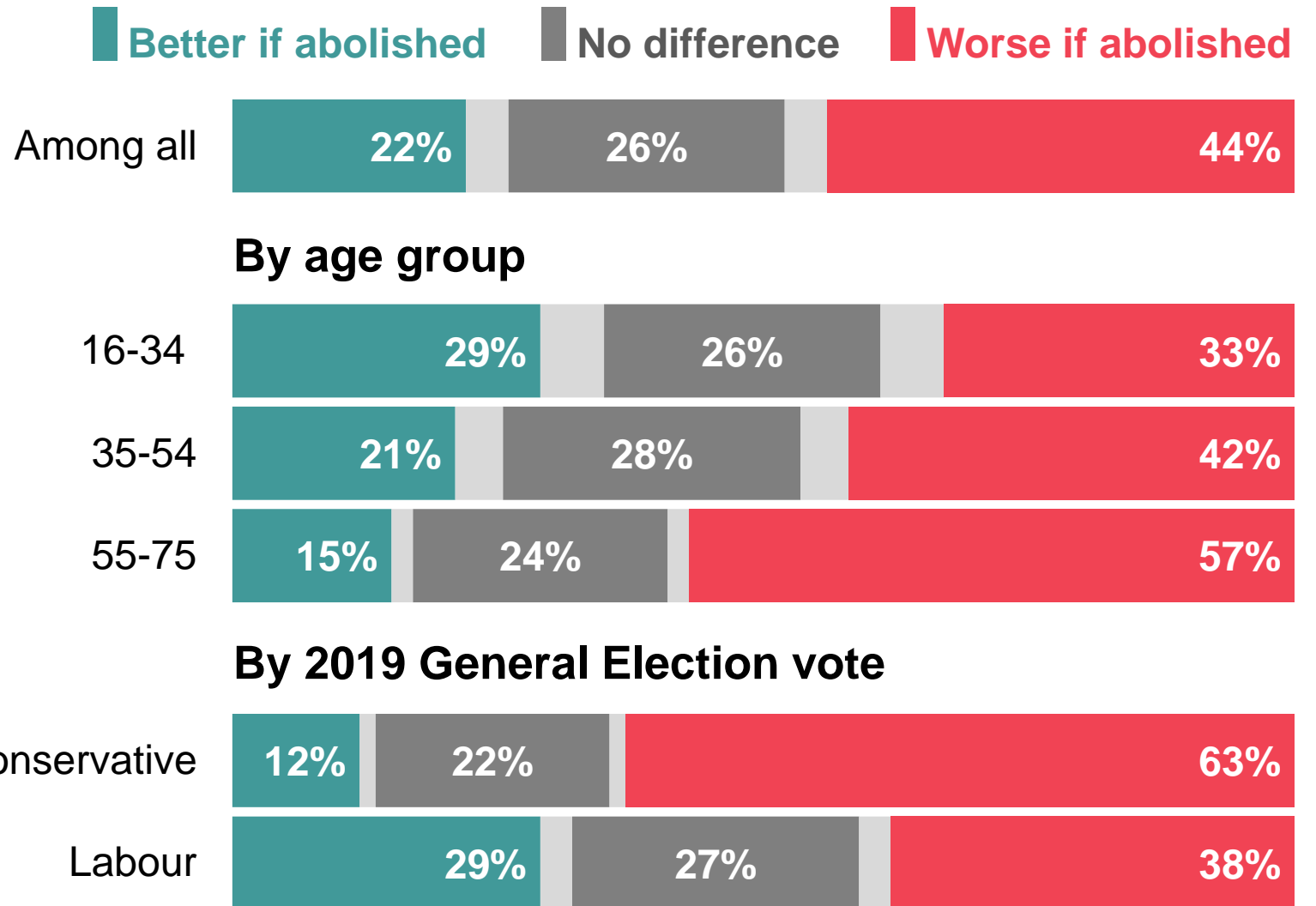
On balance, do you think it would be better or worse for Britain in the future if the Monarchy was abolished, or do you think it would make no difference?



Base: 2,055 Online British adults aged 16-75, 24-25 March 2022;

Older, Conservative voters are more likely to think it would be worse for Britain if the monarchy was abolished, whilst younger generations are more divided.

On balance, do you think it would be better or worse for Britain in the future if the Monarchy was abolished, or do you think it would make no difference?



Base: 2,055 Online British adults aged 16-75, 24-25 March 2022, including those aged 16-34 (544), 35-54 (780) and 55-75 (731) and 2019 Conservative voters (654) and Labour voters (577).

Three in four think the monarchy will still exist in 10 years, although the public are less certain about in 50 years

Looking to the future, how likely or unlikely do you think it is that Britain will have a monarchy in 10/20/50 years?

Very/fairly likely

Very/fairly unlikely

10 years



20 years



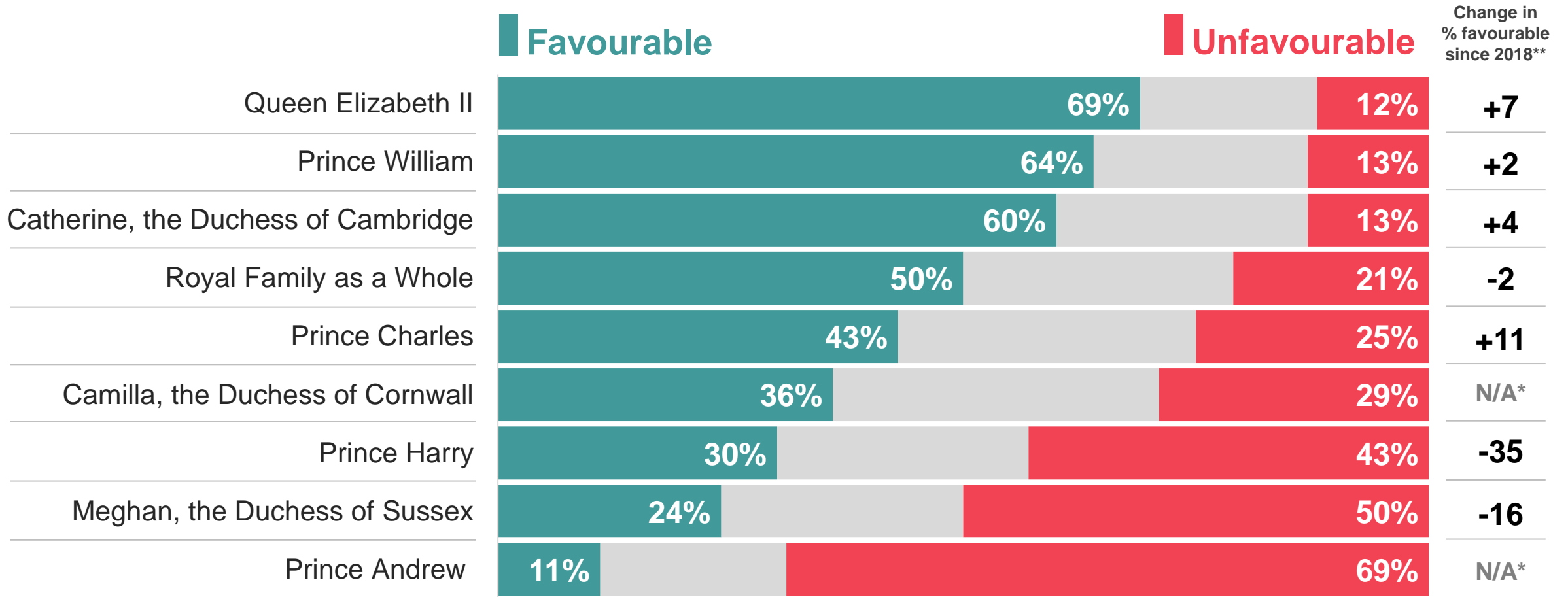
50 years



Base: 2,055 Online British adults aged 16-75, 24-25 March 2022

The Queen, Prince William and the Duchess of Cambridge are the most popular Royals, whilst Prince Harry's favourability has declined significantly since 2018

How favourable or unfavourable are your opinions and impressions of each of the following members of the British Royal family?



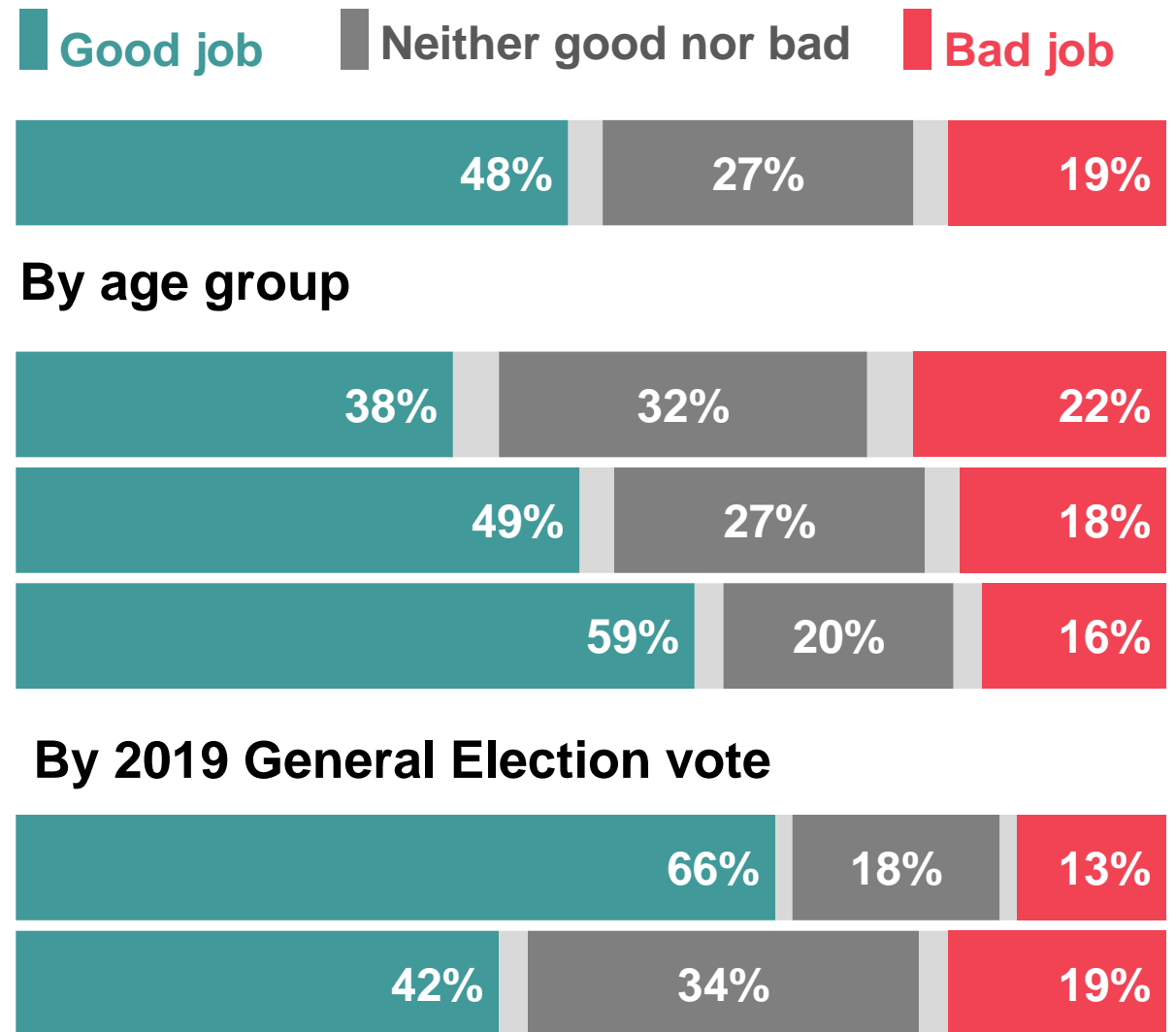
Base: 2,055 Online British adults aged 16-75, 24-25 March 2022

* Not included in the 2018 survey

** 2018 data taken from Ipsos Global Advisor poll of 1,000 British adults aged 16-64

Around half the public think Prince Charles would do a good job as King, only one in five say he would perform badly

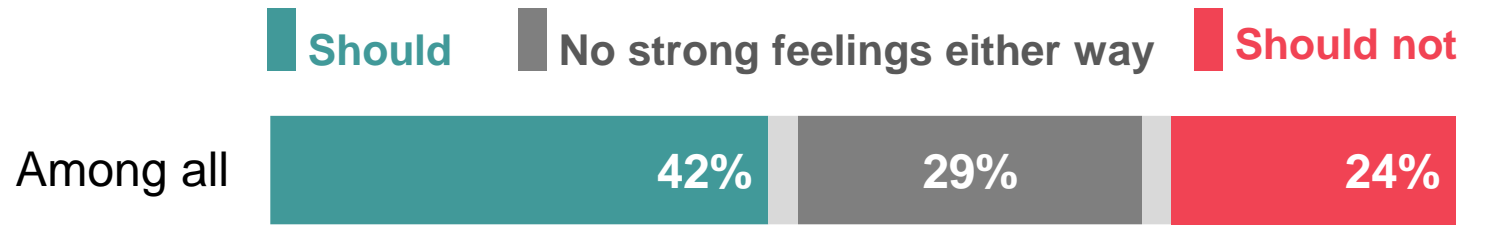
To what extent, if at all, do you think Prince Charles would do a good job or bad job as King?



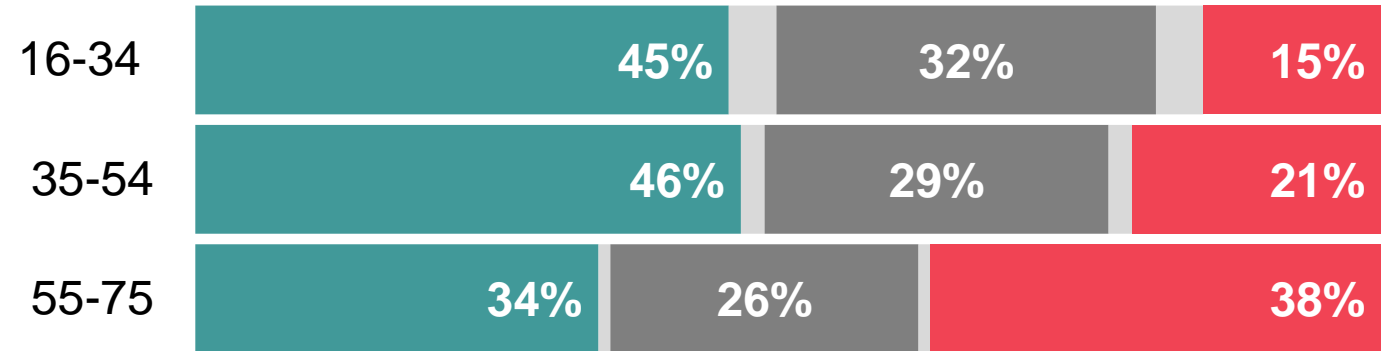
Base: 2,055 Online British adults aged 16-75, 24-25 March 2022, including those aged 16-34 (544), 35-54 (780) and 55-75 (731) and 2019 Conservative voters (654) and Labour voters (577).

Two in five say Prince Charles should stand aside so that Prince William can become the next monarch instead of him

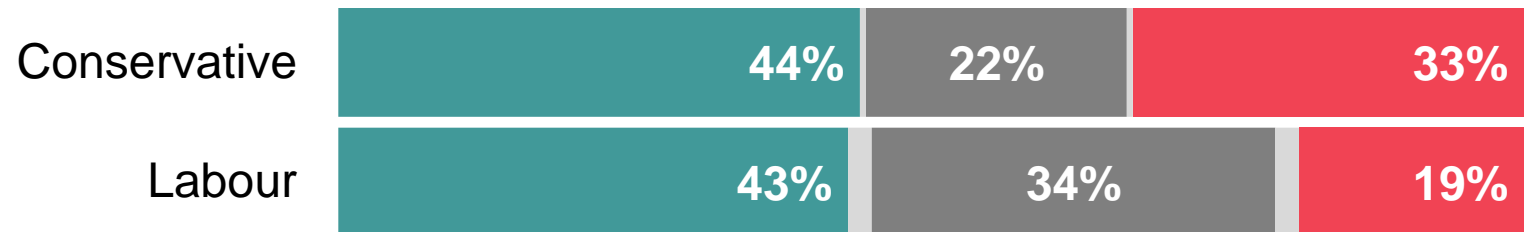
To what extent, if at all, do you think Prince Charles should or should not stand aside so that Prince William can become the next monarch instead of Charles?



By age group



By 2019 General Election vote



Base: 2,055 Online British adults aged 16-75, 24-25 March 2022, including those aged 16-34 (544), 35-54 (780) and 55-75 (731) and 2019 Conservative voters (654) and Labour voters (577).

Technical notes

- The research was carried out by Ipsos UK.
- Ipsos UK interviewed a representative quota sample of 2,055 adults aged 16-75 in Great Britain. Interviews took place on the online Omnibus using the Ipsos.Digital platform between 24th and 25th March 2022.
- The sample obtained is representative of the population with quotas on:
 - Age
 - Gender
 - Region
 - Working Status
 - Social Grade
- The data has been weighted to the known offline population proportions for age, working status and social grade within gender, and for government office region and education, to reflect the adult population of the United Kingdom.

For more information please contact the team at ipsos.com/en-uk/omnibus-surveys

Ipsos

March 2022

For more information

Gideon Skinner
Research Director
gideon.skinner@ipsos.com

Cameron Garrett
Research Manager
cameron.garrett@ipsos.com

Federica Curcurú
Associate Director
federica.curcuru@ipsos.com

Katerina Malliou
Senior Research Executive
Katerina.malliou@ipsos.com

Peter Bayes
Graduate Research Executive
peter.bayes@ipsos.com