

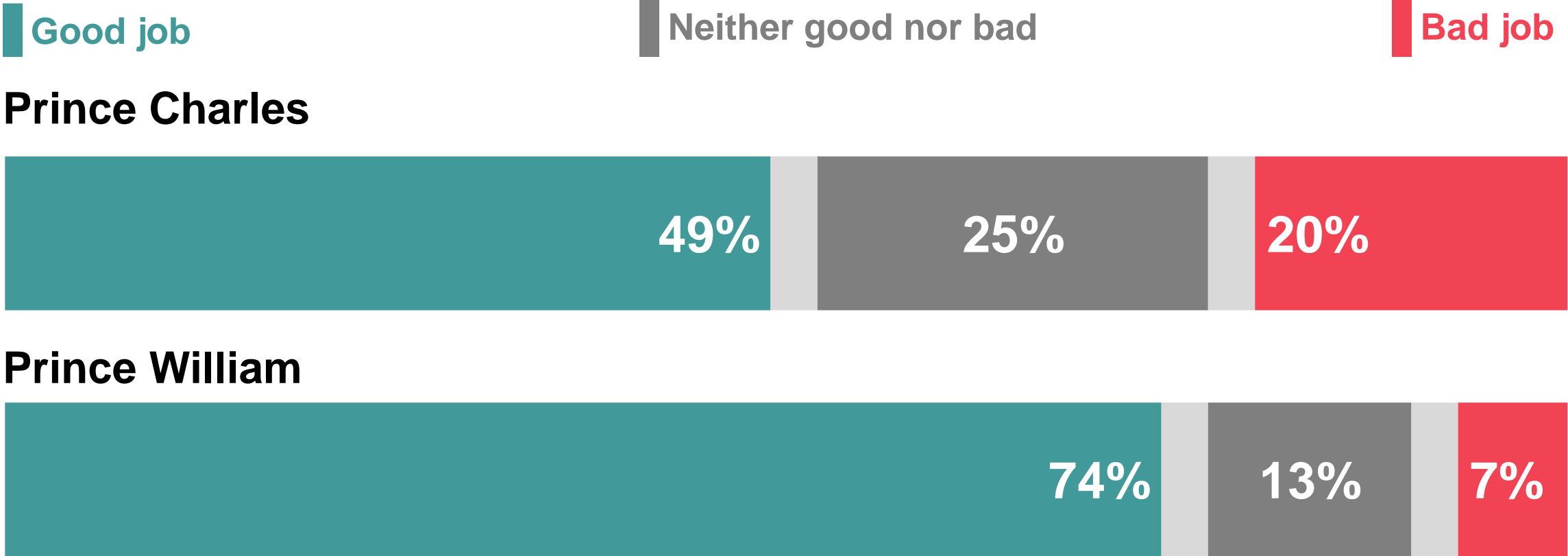


# IPSOS The Queen's Jubilee polling

May 2022

# Around half think Prince Charles would do a good job as King, compared to three in four saying the same about Prince William

To what extent, if at all, do you think Prince Charles would do a good job or bad job as King?



Base: 1,039 Online British adults aged 16-75, 13-14 May 2022.

# The proportion saying Prince Charles would be a good King is unchanged since earlier in the year

To what extent, if at all, do you think Prince Charles would do a good job or bad job as King?

Good job

Neither good nor bad

Bad job

May 2022

49%

25%

20%

March 2022

48%

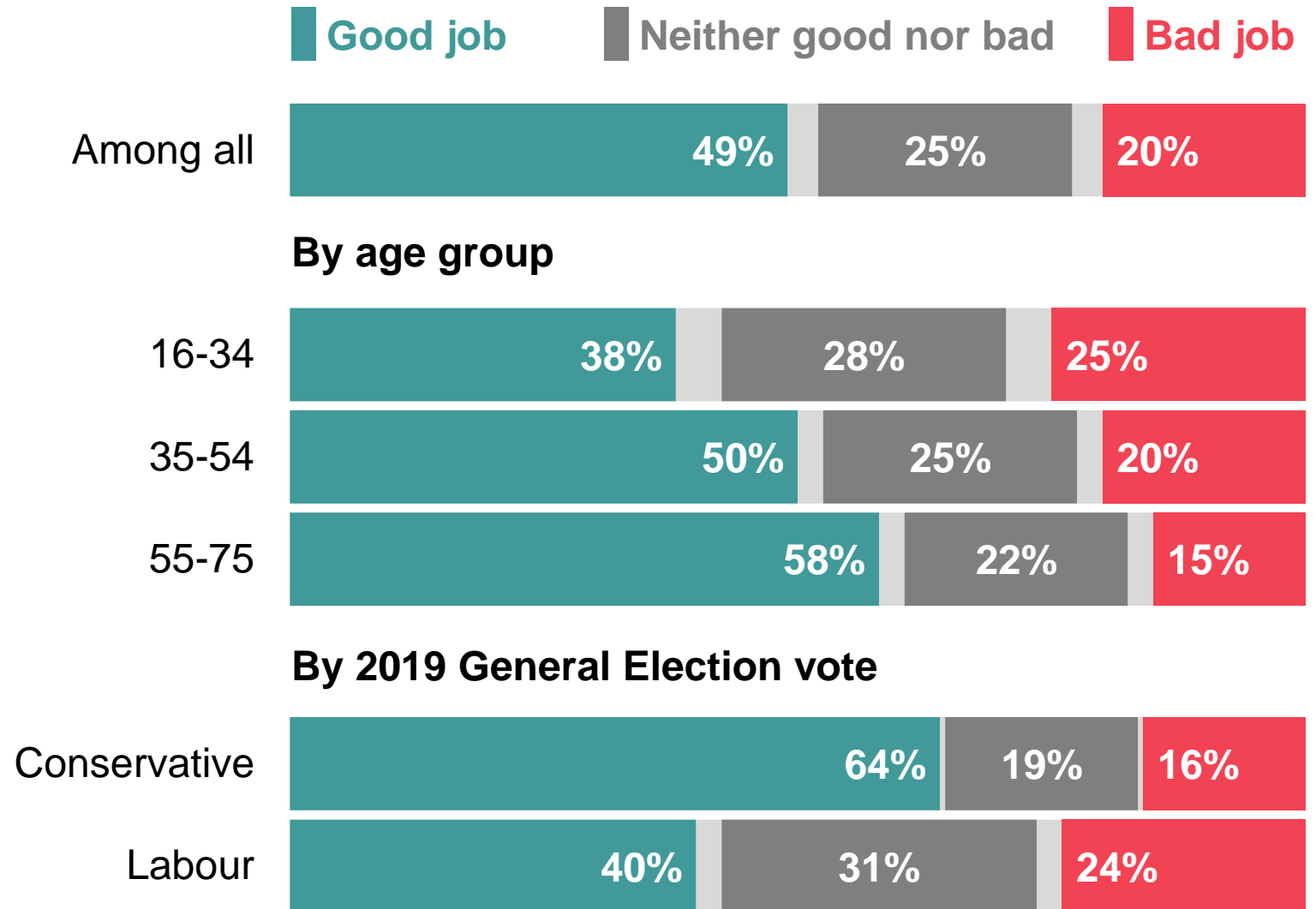
27%

19%

Base: 1,039 Online British adults aged 16-75, 13-14 May 2022.

# Older people and Conservative voters are more likely to think Prince Charles would make a good King, whilst younger people are less convinced

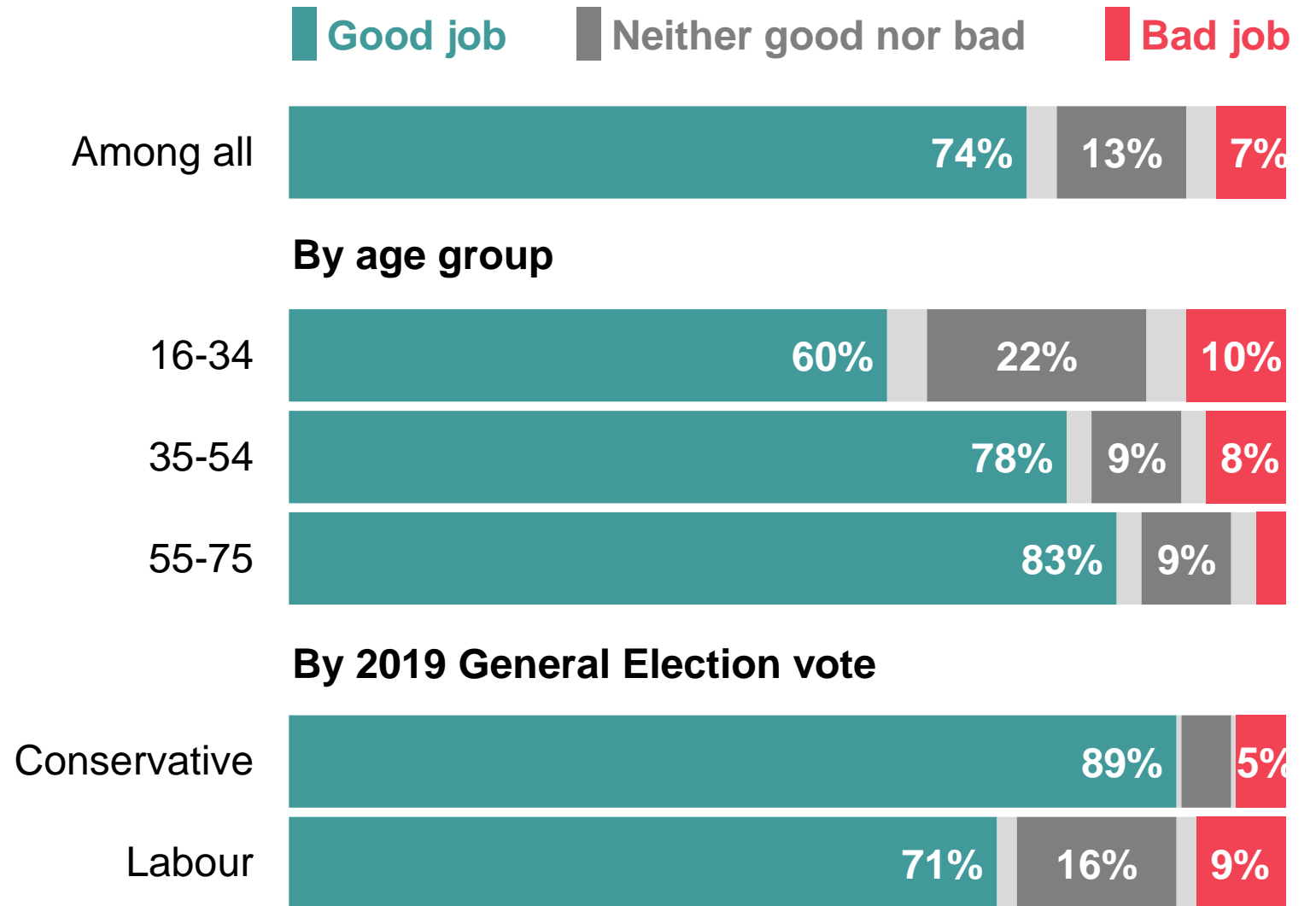
To what extent, if at all, do you think Prince Charles would do a good job or bad job as King?



Base: 1,039 Online British adults aged 16-75, 13-14 May 2022, including those aged 16-34 (316), 35-54 (397) and 55-75 (326) and 2019 Conservative voters (276) and Labour voters (304).

# In comparison, majorities across demographic groups think Prince William would be a good King

To what extent, if at all, do you think Prince William would do a good job or bad job as King?



Base: 1,039 Online British adults aged 16-75, 13-14 May 2022, including those aged 16-34 (316), 35-54 (397) and 55-75 (326) and 2019 Conservative voters (276) and Labour voters (304).

# The majority of Britons think it is likely that Prince Charles will become Head of State in Commonwealth countries where the Queen is, but are split as to whether he will modernise the monarchy or reduce its cost

Thinking ahead to if Prince Charles becomes King, how likely or unlikely do you think it is that he will... ?

**Likely** **Unlikely**

**Use his position to increase awareness of climate change / global warming**




**Become Head of State in the 15 Commonwealth countries where the Queen currently is Head of State**



**Reduce the number of active members of the Royal Family**



**Modernise the British Monarchy**



**Reduce the cost of the British Monarchy**

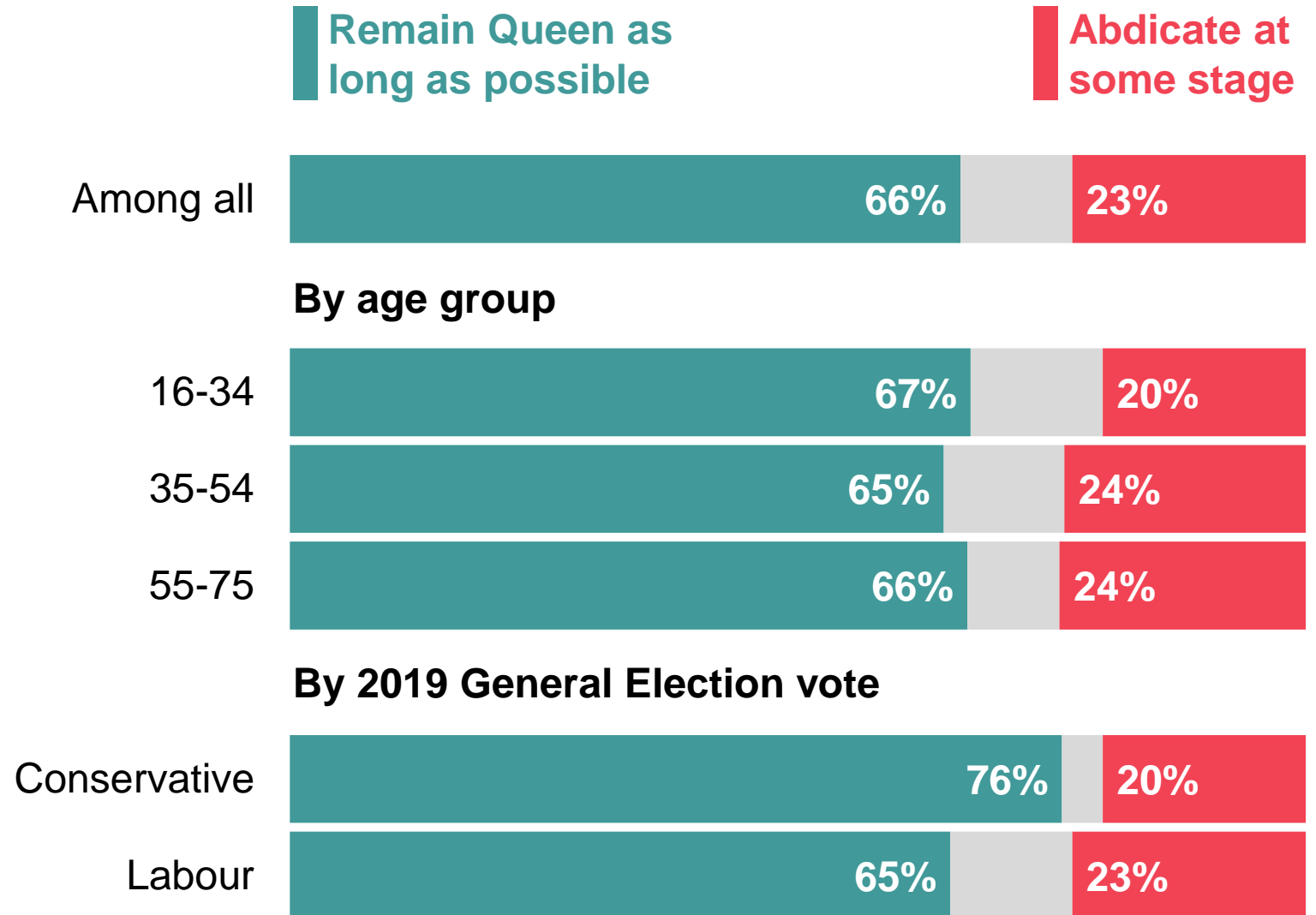


Base: 1,039 Online British adults aged 16-75, 13-14 May 2022



# Two in three think the Queen should keep doing her job as long as possible, compared to one in four saying she should abdicate

Do you think that the Queen should abdicate at some stage, or should she remain Queen as long as possible?

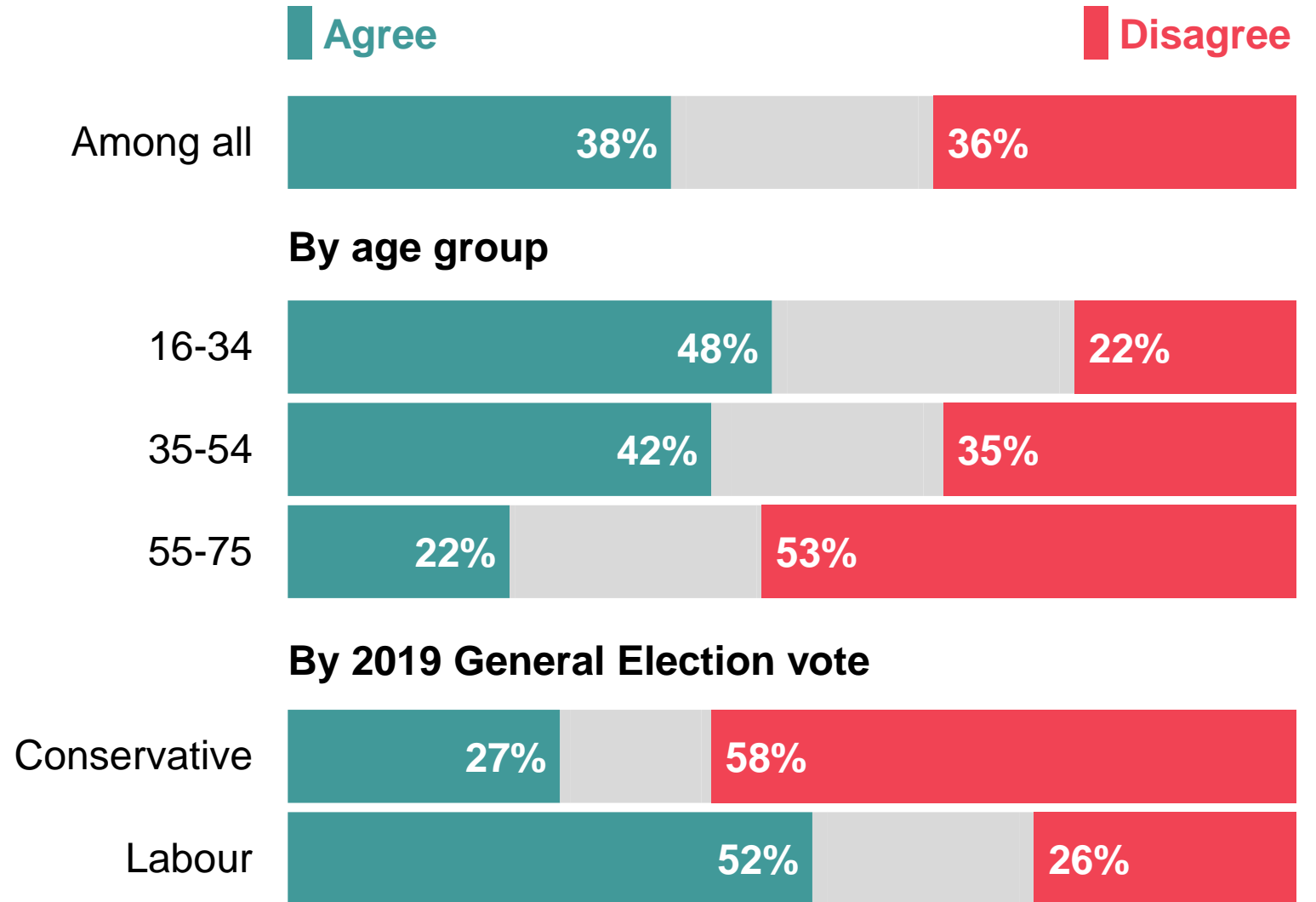


Base: 1,039 Online British adults aged 16-75, 13-14 May 2022, including those aged 16-34 (316), 35-54 (397) and 55-75 (326) and 2019 Conservative voters (276) and Labour voters (304).

# Britons are split over whether the Royal Family is an expensive luxury the country cannot afford

Do you agree or disagree with the following statement?

The Royal Family is an expensive luxury the country cannot afford

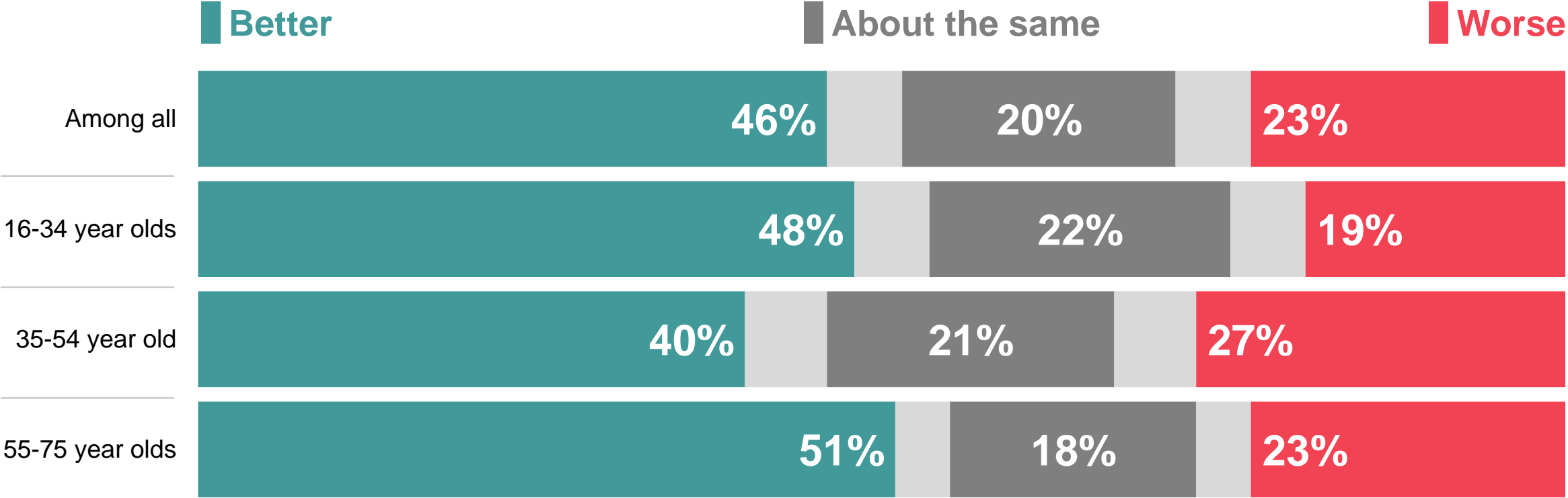


Base: 1,039 Online British adults aged 16-75, 13-14 May 2022, including those aged 16-34 (316), 35-54 (397) and 55-75 (326) and 2019 Conservative voters (276) and Labour voters (304).



# Around half say life in Britain has become better since the Queen came to the throne, although this is lower among 35-54 year-olds

And thinking about since the Queen came to the throne in 1952, from what you know, do you think life in Britain has become better, worse or is it about the same?



Base: 1,039 Online British adults aged 16-75, 13-14 May 2022, including those aged 16-34 (316), 35-54 (397) and 55-75 (326).

# Technical notes

- The research was carried out by Ipsos UK.
- Ipsos UK interviewed a representative quota sample of 1,039 adults aged 16-75 in Great Britain. Interviews took place on the online Omnibus using the Ipsos.Digital platform between 13<sup>th</sup> and 14<sup>th</sup> May 2022.
- The sample obtained is representative of the population with quotas on:
  - Age
  - Gender
  - Region
  - Working Status
  - Social Grade
- The data has been weighted to the known offline population proportions for age, working status and social grade within gender, and for government office region and education, to reflect the adult population of Great Britain.

For more information please contact the team at [ipsos.com/en-uk/omnibus-surveys](https://www.ipsos.com/en-uk/omnibus-surveys)

# Ipsos

**May 2022**

## **For more information**

Federica Curcurú  
Associate Director  
[federica.curcuru@ipsos.com](mailto:federica.curcuru@ipsos.com)

Flora Meisl  
Research Executive  
[flora.meisl@ipsos.com](mailto:flora.meisl@ipsos.com)

Peter Bayes  
Graduate Research Executive  
[peter.bayes@ipsos.com](mailto:peter.bayes@ipsos.com)

