

Which of these, if any – Europe, the Commonwealth or America – is the most important to Britain?

Base: All Adults 18-75

		Gender		Age				Region												Employment		Social Grade		Education		GE 2019 Vote				EU REF Vote	
		Total	Male	Female	18-34	35-44	45-54	55-75	Scotland	North West	North East	Yorks & Humber	Wales	West Mids	East Mids	East of England	Greater London	South East	South West	Working	Not Working	ABC1	C2DE	Graduates	Non-Graduates	Cons	Lab	Lib Dems	Other party (NET)	Remain	Leave
			A	B	C	D	E	F	G	H		J	K	L	M	N	O	P	Q	R	S	T	U	V	W	X	Y	Z	2A	2B	2C
Unweighted Base		1029	451	578	263	210	210	346	94	116	42	84	52	94	74	106	94	147	126	724	305	681	348	563	466	311	262	101	145	441	389
Weighted Base		1029	515	514	319	185	185	340	93	113	41	82	51	93	72	103	144	144	93	692	337	576	453	330	699	289	269	78	159	392	405
Europe		444	237	207	145	92	65	141	49	49	19	19	29	34	36	43	70	64	32	316	128	272	172	179	265	93	144	47	71	233	133
		43%	46%	40%	45%	50%	35%	42%	53%	44%	46%	23%	56%	37%	50%	42%	49%	44%	34%	46%	38%	47%	38%	54%	38%	32%	54%	60%	45%	59%	33%
					E				JQ	J	J		JQ		J	J	J	J				U		W			X	X 2A	X	2C	
Commonwealth		231	106	125	70	35	39	87	21	16	11	33	9	23	16	18	25	28	31	157	74	123	107	67	164	80	50	14	45	74	115
		22%	21%	24%	22%	19%	21%	26%	23%	15%	28%	39%	17%	25%	22%	18%	17%	19%	33%	23%	22%	21%	24%	20%	23%	28%	19%	18%	28%	19%	28%
United States of America		158	99	59	41	24	41	53	12	12		GHKMNOP				23	35	18	HNOP		105	52	91	66	48	109	74	25	10	15	43
		15%	19%	11%	13%	13%	22%	16%	13%	11%	14%	13	6	17%	6%	23%	24%	13%	13	15%	16%	16%	15%	16%	74	25	9%	12%	9%	11%	84
			B																												
None of these		66	31	35	13	14	17	23	5	12	1	4	2	8	6	HM		11	3	31	35	27	39	9	58	16	21	4	11	16	30
		6%	6%	7%	4%	7%	9%	7%	6%	10%	3%	5%	4%	9%	9%	4%	6%	7%	3%	4%	11%	5%	9%	3%	8%	6%	8%	5%	7%	4%	8%
																					R		T								
Don't know		130	41	89	51	20	24	36	5	24	4	14	5	12	10	14	5	23	15	83	47	62	68	27	103	26	29	4	17	26	43
		13%	8%	17%	16%	11%	13%	10%	5%	21%	9%	17%	10%	13%	13%	14%	4%	16%	16%	12%	14%	11%	15%	8%	15%	9%	11%	5%	11%	7%	11%
				A						GO		GO		O	O	O		GO	GO					V							

Overlap formulae used
ColumnProportions (5N): A/B,C/D/E/F,G/H/I/J/K/L/M/N/O/P/Q/R/S,T/U,V/W,X/Y/Z/2A,2B/2C Minimum Base: Q(**) Small Base: 3Q(*)

And which two or three of these, if any, do you think should be the top priorities for Britain's relationship with the European Union?Please select up to 3 answers.

Base: All Adults 18-75

		Region																Employment		Social Grade		Education		GE 2019 Vote					EU REF Vote		
		Gender								Age								Working	Not Working	ABC1	C2DE	Graduates	Non-Graduates	Cons	Lab	Lib Dems	Other party (NET)	Remain	Leave		
		Total	Male	Female	18-34	35-44	45-54	55-75	Scotland	North West	North East	Yorks & Humber	Wales	West Mids	East Mids	East of England	Greater London													South East	South West
Unweighted Base	1029	451	578	263	210	210	346	94	116	42	84	52	94	74	106	94	147	126	724	305	681	348	563	446	311	262	101	145	441	389	
Weighted Base	1029	515	514	319	185	185	340	93	113	41	82	51	93	72	103	144	144	93	692	337	576	453	330	699	289	269	78	159	392	405	
Improving our trade agreement to make it easier to buy and sell goods and services	338	144	194	78	60	65	135	30	38	17	27	18	25	27	30	42	50	35	217	122	195	143	113	225	99	91	25	43	150	125	
	33%	28%	38%	25%	32%	35%	40%	33%	34%	41%	32%	35%	27%	38%	29%	29%	34%	37%	31%	36%	34%	32%	34%	32%	34%	34%	32%	27%	38%	31%	
Making Britain more attractive as a country for businesses in the EU to invest in	184	102	82	48	27	36	72	14	21	7	20	5	17	13	18	28	23	17	133	51	117	67	68	116	69	39	16	20	74	69	
	18%	20%	16%	15%	15%	20%	21%	16%	19%	18%	24%	10%	19%	18%	18%	19%	16%	19%	19%	15%	20%	15%	21%	17%	24%	15%	20%	13%	19%	17%	
Maintaining, creating and improving military alliances with the EU	123	61	62	51	21	17	34	9	14	3	14	6	8	11	20	15	11	14	92	32	70	54	37	87	37	29	16	18	45	53	
	12%	12%	12%	16%	12%	9%	10%	10%	12%	7%	17%	12%	8%	15%	19%	10%	8%	15%	13%	9%	12%	12%	11%	12%	13%	11%	21%	11%	11%	13%	
Working closely with the EU on prevention and detection of crime and terrorism	210	86	123	37	34	41	98	29	24	5	24	8	21	15	21	15	33	14	134	76	106	104	53	156	68	42	13	31	80	86	
	20%	17%	24%	12%	18%	22%	29%	31%	21%	13%	30%	16%	22%	21%	20%	11%	23%	15%	19%	23%	18%	23%	16%	22%	24%	16%	20%	20%	21%		
Improving diplomatic relations with the governments of other countries in the EU	99	50	49	37	16	14	32	13	12	7	13	2	3	4	7	8	18	11	77	22	56	43	39	60	21	27	8	19	41	31	
	10%	10%	10%	12%	9%	8%	9%	14%	11%	18%	16%	4%	3%	6%	7%	6%	13%	11%	11%	7%	10%	9%	12%	9%	7%	10%	11%	12%	10%	8%	
Promoting Britain's cultural influence (such as British history, films, sports teams)	60	36	24	21	17	8	40	13	2	4	3	4	2	6	6	5	13	9	4	46	14	32	28	20	40	22	10	2	19	16	
	6%	7%	5%	7%	9%	5%	4%	2%	4%	8%	5%	4%	7%	8%	5%	9%	7%	5%	7%	4%	6%	6%	6%	6%	8%	4%	3%	12%	4%	8%	
Taking steps with the EU to reduce the impacts of climate change and to protect the environment	173	82	91	60	30	27	56	15	17	12	24	9	13	14	10	20	25	14	120	54	96	77	59	114	36	50	20	30	77	56	
	17%	16%	18%	19%	16%	15%	16%	17%	15%	29%	29%	18%	14%	14%	10%	14%	17%	16%	17%	16%	17%	17%	18%	16%	13%	19%	25%	19%	20%	14%	
Working with the EU to promote human rights and democracy around the world	98	51	47	41	21	10	27	9	12	1	5	4	14	8	10	10	11	14	66	32	56	42	39	59	19	31	6	20	42	33	
	10%	10%	9%	13%	11%	5%	8%	10%	10%	3%	6%	7%	15%	11%	10%	7%	8%	16%	9%	10%	10%	9%	12%	8%	7%	12%	7%	12%	13%	8%	
Working with the EU to support other countries through foreign aid	49	25	24	23	11	6	9	5	7			6	2	2	5	10	6	5	41	8	29	20	17	32	5	13	3	15	22	13	
	5%	5%	5%	7%	6%	3%	3%	5%	6%			12%	2%	3%	5%	7%	4%	5%	6%	2%	5%	4%	5%	5%	2%	5%	4%	10%	6%	3%	
Making it easier for British citizens to study or work in the EU	109	53	56	46	29	13	21	12	9	2	5	3	6	9	11	25	17	9	85	24	64	45	33	76	14	45	9	17	48	36	
	11%	10%	11%	14%	15%	7%	6%	13%	8%	5%	7%	6%	6%	12%	11%	17%	12%	10%	12%	7%	11%	10%	10%	11%	5%	17%	12%	11%	12%	9%	
Making it easier for citizens from the EU to study or work in Britain	111	51	59	48	21	17	24	16	14	4	9	7	6	10	12	14	11	8	79	31	63	48	40	70	27	40	9	18	48	34	
	11%	10%	12%	15%	12%	9%	7%	17%	12%	11%	11%	13%	7%	14%	12%	9%	8%	8%	11%	9%	11%	11%	12%	10%	9%	15%	12%	11%	12%	8%	
Working with the EU to reduce illegal immigration into Britain	229	126	103	49	44	48	88	13	27	10	23	19	20	17	24	36	24	17	142	87	129	100	56	173	98	55	8	24	59	124	
	22%	24%	20%	15%	24%	26%	26%	14%	23%	24%	28%	36%	22%	24%	23%	25%	16%	19%	21%	26%	22%	22%	17%	25%	34%	20%	10%	15%	15%	31%	
Working with the EU to manage the refugee crisis	122	52	70	30	17	24	50	8	11	3	8	6	14	7	10	22	19	13	77	45	76	46	44	78	48	35	12	11	50	57	
	12%	10%	14%	9%	9%	13%	15%	8%	10%	7%	10%	11%	16%	10%	10%	15%	13%	14%	11%	13%	13%	10%	13%	11%	17%	13%	15%	7%	13%	14%	
Working with the EU to coordinate the response to the COVID-19 pandemic	92	56	35	33	16	20	22	9	10	2	7	4	11	4	7	16	14	7	67	24	61	31	37	55	24	24	7	20	39	37	
	9%	11%	7%	10%	9%	11%	7%	10%	9%	5%	9%	8%	12%	5%	4%	11%	9%	8%	10%	7%	11%	7%	11%	8%	8%	9%	13%	10%	10%	9%	
Working with the EU to ensure political and economic stability in Northern Ireland	104	66	37	28	14	24	37	10	6	2	7	7	7	13	16	11	12	12	70	34	68	36	46	58	43	20	12	14	43	39	
	10%	13%	7%	9%	7%	13%	11%	11%	5%	6%	8%	13%	8%	19%	16%	8%	9%	13%	10%	10%	12%	8%	14%	8%	15%	7%	15%	9%	11%	10%	
Ensuring British workers keep at least the same employment rights as those in the EU	163	75	88	56	24	32	50	22	23	4	5	6	13	10	18	29	24	8	116	47	81	82	59	103	41	54	13	23	80	55	
	16%	15%	17%	18%	13%	17%	15%	24%	21%	9%	6%	11%	14%	14%	17%	20%	17%	9%	17%	14%	14%	18%	18%	15%	14%	20%	16%	14%	20%	14%	
Ensuring British consumers keep at least the same protections and standards as those in the EU	157	65	92	45	22	32	58	15	19	11	12	9	14	9	14	23	20	11	112	45	98	59	61	96	33	54	18	19	80	54	
	15%	13%	18%	14%	12%	17%	17%	16%	17%	28%	15%	17%	15%	12%	14%	16%	14%	12%	16%	13%	17%	13%	18%	14%	11%	20%	24%	12%	20%	13%	
Responding to Russia's invasion of Ukraine	223	114	109	49	33	47	94	21	21	5	19	14	18	16	31	25	35	16	134	88	144	78	75	148	79	56	13	31	94	97	
	22%	22%	21%	15%	18%	23%	28%	23%	18%	13%	23%	28%	20%	23%	30%	17%	17%	24%	19%	26%	25%	17%	23%	21%	27%	21%	17%	19%	24%	24%	
Other	7	3	4	3	1	2	-	-	-				2	-	-	2		2	6	1	3	4	3	4	-	1		2	6	-	
	1%	1%	1%	1%	-	1%	-	-	-				2%		-	1%		3%	1%	-	-	1%	1%	1%	-	1%		1%	1%	-	
None of these	19	11	8	4	6	1	8	3	1	3			5	2		2		3	5	14	9	10	2	17	8	2		4	1	15	
	2%	2%	2%	1%	3%	1%	2%	3%	1%	7%			5%	2%		1%		4%	1%	4%	2%	2%	1%	2%	3%	1%		3%	-	4%	
Don't know	59	27	32	24	12	16	8		12	1	4	4	6	2	7	8	11	5	38	22	19	40	8	52	6	12	1	5	7	19	
	6%	5%	6%	8%	6%	8%	2%		11%	3%	5%	7%	6%	2%	6%	6%	8%	5%	5%	6%	3%	4%			7%	2%	5%	1%	3%	2%	5%

Thinking about your top priorities for Britain's relationship with the European Union, do you think that on the whole Britain's interests and the European Union's interests are similar or do you think they are at odds?


Base: All Adults 18-75

		Gender			Age				Region										Employment		Social Grade		Education		GE 2019 Vote					EU REF Vote	
		Total	Male	Female	18-34	35-44	45-54	55-75	Scotland	North West	North East	Yorks & Humber	Wales	West Mids	East Mids	East of England	Greater London	South East	South West	Working	Not Working	ABC1	C2DE	Graduates	Non-Graduates	Cons	Lab	Lib Dems	Other party (NET)	Remain	Leave
			A	B	C	D	E	F	G	H		J	K	L	M	N	O	P	Q	R	S	T	U	V	W	X	Y	Z	2A	2B	2C
Unweighted Base		1029	451	578	263	210	210	346	94	116	42	84	52	94	74	106	94	147	126	724	305	681	348	563	466	311	262	101	145	441	389
Weighted Base		1029	515	514	319	185	185	340	93	113	41	82	51	93	72	103	144	144	93	692	337	576	453	330	699	289	269	78	159	392	405
Completely the same		37	19	17	12	12	6	7	1	9		2		6	2	1	9	3	3	26	11	23	14	24	13	7	10	7	12	21	11
		4%	4%	3%	4%	F	3%	2%	1%	N		3%		7%	3%	1%	6%	2%	4%	4%	3%	4%	3%	7%	2%	2%	4%	9%	8%	5%	3%
Mostly the same		253	133	120	88	29	45	90	31	22	14	15	6	17	15	28	43	33	29	176	77	157	96	102	151	69	75	30	23	111	97
		25%	26%	23%	28%	16%	24%	26%	HJKL	19%	34%	18%	12%	18%	21%	27%	30%	23%	31%	25%	23%	27%	21%	31%	22%	24%	28%	39%	15%	28%	24%
Partly the same and partly at odds		431	216	215	104	83	87	157	41	50	13	39	26	35	29	43	54	68	32	289	142	230	201	117	315	139	106	23	67	162	184
		42%	42%	42%	32%	C	C	C	D	44%	32%	47%	50%	38%	40%	42%	38%	47%	35%	42%	42%	40%	44%	35%	45%	48%	39%	29%	43%	41%	45%
Mostly at odds		148	75	74	51	22	23	53	9	9	3	11	14	18	14	15	15	20	21	97	51	72	77	46	103	46	33	8	34	52	61
		14%	15%	14%	16%	12%	12%	16%	10%	8%	8%	14%	27%	19%	19%	15%	10%	14%	22%	14%	15%	12%	17%	14%	15%	16%	12%	10%	21%	13%	15%
Completely at odds		61	38	23	20	19	5	17	2	7	6	4	4	7	3	6	15	5	2	39	22	45	16	22	39	16	20	7	12	20	28
		6%	7%	5%	6%	E	3%	5%	3%	6%	15%	4%	8%	8%	5%	5%	11%	3%	2%	6%	6%	8%	4%	7%	6%	6%	8%	9%	8%	5%	7%
COMPLETELY/MOSTLY THE SAME		290	153	137	101	41	51	97	32	31	14	17	6	23	17	29	52	36	32	201	88	180	110	126	164	75	85	37	35	132	108
		28%	30%	27%	32%	22%	27%	29%	35%	27%	34%	21%	12%	25%	24%	28%	36%	25%	35%	29%	26%	31%	24%	38%	23%	26%	31%	48%	22%	34%	27%
MOSTLY/COMPLETELY AT ODDS		210	113	97	71	41	28	70	12	16	9	15	18	25	17	21	30	25	23	136	73	117	93	68	142	62	54	15	46	73	89
		20%	22%	19%	22%	15%	21%	21%	12%	14%	22%	18%	36%	27%	24%	20%	21%	17%	24%	20%	22%	20%	20%	21%	20%	21%	20%	20%	29%	19%	22%
Don't know		98	33	66	44	20	19	15	7	17	5	12	GHP	GH	8	10	8	15	6	65	33	49	49	20	78	13	25	3	10	26	24
		10%	6%	13%	A	F	F	4%	8%	O	11%	14%	3%	10%	11%	10%	5%	11%	6%	9%	10%	9%	11%	6%	V	4%	9%	4%	6%	7%	6%

Overlap formulae used
ColumnProportions (3%): A/B/C/D/E/F/G/H/I/J/K/L/M/N/O/P/Q/R/S,T/U,V/W,X/Y/Z/2A,2B,2C Minimum Base: 8(**) Small Base: 30(**)

And how confident, if at all, are you that Britain and the European Union will work together to achieve an outcome on your top priorities that you find satisfactory?

Base: All Adults 18-75

		Gender			Age					Region										Employment		Social Grade		Education		GE 2019 Vote			EU REF Vote		
		Total	Male	Female	18-34	35-44	45-54	55-75	Scotland	North West	North East	Yorks & Humber	Wales	West Mids	East Mids	East of England	Greater London	South East	South West	Working	Not Working	ABC1	C2DE	Graduates	Non-Graduates	Cons	Lab	Lib Dems	Other party (NET)	Remain	Leave
	Weighted Base	1029	451	578	263	210	210	346	94	116	42	84	52	94	74	106	94	147	126	724	305	681	348	563	466	311	262	101	145	441	389
	Unweighted Base	1029	515	514	319	185	185	340	93	113	41	82	51	93	72	103	144	144	93	692	337	576	453	330	699	289	269	78	159	392	405
Very confident		94	61	33	39	40	7	8	9	13	2	4		5	6	8	35	6	8	77	17	65	29	48	46	27	18	17	24	30	50
		9%	12%	6%	12%	22%	4%	2%	9%	12%	5%	4%		5%	8%	8%	24% GHUKLMN	4%	9%	11%	5%	11%	6%	15%	7%	9%	7%	21%	15%	8%	12%
Fairly confident		324	166	158	130	42	49	103	32	23	16	30	18	29	20	32	38	47	39	228	96	182	142	100	224	105	82	22	48	117	137
		31%	32%	31%	41% DEF	23%	26%	30%	34%	21%	40% H	37% H	34%	31%	28%	31%	27%	32%	42% HO	33%	28%	32%	31%	30%	32%	36%	30%	29%	30%	30%	34%
Not very confident		407	188	218	91	65	77	173	33	45	16	39	23	38	30	41	45	65	31	255	152	224	183	129	278	112	111	24	69	163	164
		40%	37%	42%	29%	35%	41% C	51% CD	36%	39%	38%	47%	45%	41%	42%	39%	31%	45%	34%	37%	45%	39%	40%	39%	40%	39%	41%	31%	43%	42%	40%
Not confident at all		97	53	43	17	24	25	32	11	10	5	4	6	11	10	11	12	11	6	67	29	56	41	34	63	27	27	9	14	51	31
		9%	10%	8%	5%	13% C	13% C	9%	12%	9%	12%	4%	12%	12%	13%	11%	8%	8%	6%	10%	9%	10%	9%	10%	9%	9%	10%	12%	9%	13% 2C	8%
VERY/FAIRLY CONFIDENT		418	227	191	170	82	56	111	40	37	18	34	18	33	26	40	73	52	47	305	113	247	172	149	270	133	100	39	72	147	187
		41%	44%	37%	53% EF	44% EF	30%	33%	44%	32%	45%	41%	34%	36%	36%	39%	51% H	36%	51% HP	44% S	34%	43%	38%	45%	39%	46%	37%	50%	45%	38%	46%
NOT VERY/AT ALL CONFIDENT		503	241	262	108	89	101	205	45	55	21	43	29	49	40	52	56	76	37	322	181	280	223	163	340	139	138	33	83	213	195
		49%	47%	51%	34% C	48% C	55% CD	60%	48%	49%	51%	52%	57%	53%	55%	50%	39%	53%	40%	47%	54%	49%	49%	49%	48%	51%	52%	54%	54%	48%	
Don't know		107	46	62	41	15	28	23	7	22	2	6	4	10	7	11	14	15	8	65	43	49	58	18	89	17	31	6	4	31	23
		10%	9%	12%	13% F	8% DF	7%	7%	8%	19% GI	5%	7%	9%	11%	9%	11%	10%	11%	9%	9%	13%	9%	13%	6%	13% V	6%	12% X 2A	7%	3%	8%	6%

Overlap formulae used
Column proportions (5%): A/B,C/D/E/F,G/H/I/J/K/L/M/N/O/P/Q/R/S,T/U,V/W,X/Y/Z/ZA,ZB,ZC Minimum Base: 30 Small Base: 30

And now thinking about each of the following issues, do you think that on the whole Britain's interests and the European Union's interests are similar or do you think they are at odds?

Managing border checks on goods travelling between Great Britain and Northern Ireland

And now thinking about each of the following issues, do you think that on the whole Britain's interests and the European Union's interests are similar or do you think they are at odds?

Base: All Adults 18-75


	Managing border checks on goods travelling between Great Britain and Northern Ireland	How to deal with Russia after its invasion of Ukraine	Increasing trade between the EU and UK	Reducing carbon emissions to reach Net Zero targets to reduce climate change	Preventing and detecting crime and terrorism	Managing illegal immigration across the English Channel
	A	B	C	D	E	F
Ipsos Unweighted Base	1029	1029	1029	1029	1029	1029
Ipsos Weighted Base	1029	1029	1029	1029	1029	1029
Completely the same	54 5%	154 15% ACDF	83 8% AF	105 10% AF	156 15% ACDF	56 5%
Mostly the same	196 19%	380 37% ACF	246 24% AF	373 36% ACF	398 39% ACF	165 16%
Partly the same and partly at odds	266 26%	235 23%	349 34% ABDEF	280 27%	235 23%	294 29% BE
Mostly at odds	262 25% BCDE	101 10%	206 20% BDE	118 11% E	85 8%	273 26% BCDE
Completely at odds	154 15% BCDE	54 5%	60 6%	44 4%	52 5%	168 16% BCDE
COMPLETELY/MOSTLY THE SAME	250 24%	534 52% ACDF	329 32% AF	478 46% ACF	553 54% ACDF	221 21%
MOSTLY/COMPLETELY AT ODDS	416 40% BCDE	155 15%	267 26% BDE	162 16%	137 13%	440 43% BCDE
Don't know	98 9%	105 10% F	84 8%	108 10% F	104 10% F	74 7%

Overlap formulae used

ColumnProportions (5%): Minimum Base: 0(**) Small Base: 30(*)

And now thinking about each of the following issues, do you think that on the whole Britain's interests and the European Union's interests are similar or do you think they are at odds?
Managing border checks on goods travelling between Great Britain and Northern Ireland


Base: All Adults 18-75

	Weighted Base	Gender			Age				Region												Employment		Social Grade		Education		GE 2019 Vote					EU REF Vote	
		Total	Male	Female	18-34	35-44	45-54	55-75	Scotland	North West	North East	Yorks & Humber	Wales	West Mids	East Mids	East of England	Greater London	South East	South West	Working	Not Working	ABC1	C2DE	Graduates	Non-Graduates	Cons	Lab	Lib Dems	Other party (NET)	Remain	Leave		
	1029	451	578	263	210	210	346	94	116	42	84	52	94	74	106	94	147	126	724	305	681	348	563	466	311	262	101	145	441	389			
	1029	515	514	319	185	185	340	93	113	41	82	51	93	72	103	144	144	93	692	337	576	453	330	699	289	269	78	159	392	405			
Completely the same		54	35	19	25	13	4	12	11	8	1	5		4	2	5	10	5	5	42	12	33	21	22	32	14	12	6	14	20	24		
		5%	7%	4%	8%	7%	2%	4%	11%	7%	1%	6%		4%	2%	5%	7%	4%	5%	6%	3%	6%	5%	7%	5%	4%	8%	9%	5%	2%	6%		
Mostly the same		196	100	96	88	46	26	36	9	16	11	15	11	18	16	15	39	31	15	146	49	114	82	74	122	42	46	22	34	73	70		
		19%	19%	19%	28%	25%	14%	11%	10%	14%	18%	21%	19%	22%	15%	27%	21%	16%	21%	15%	20%	18%	22%	17%	15%	17%	22%	22%	19%	17%			
Partly the same and partly at odds		266	130	136	79	39	62	86	29	28	8	23	9	21	15	31	30	46	28	179	87	147	119	74	192	72	80	13	33	99	111		
		26%	25%	26%	25%	21%	33%	25%	31%	25%	19%	28%	17%	22%	20%	30%	21%	32%	30%	26%	26%	26%	22%	27%	25%	30%	17%	21%	25%	27%			
Mostly at odds		262	121	140	59	42	48	112	24	27	14	19	21	28	17	31	25	28	27	169	93	139	123	82	180	91	59	22	42	98	115		
		25%	24%	27%	19%	23%	26%	24%	24%	34%	19	24%	21	30%	23%	30%	17%	19%	30%	24%	28%	24%	27%	25%	26%	31%	22%	28%	26%	25%	29%		
Completely at odds		154	93	61	26	25	28	76	14	14	5	12	6	13	16	17	24	23	11	94	60	99	55	53	101	59	39	12	27	63	71		
		15%	18%	12%	8%	13%	15%	22%	15%	13%	11%	14%	12%	14%	22%	16%	17%	16%	12%	14%	18%	17%	12%	16%	14%	21%	15%	13%	17%	16%	18%		
COMPLETELY/MOSTLY THE SAME		250	135	115	113	58	30	49	20	24	12	20	11	21	17	20	49	36	19	189	61	147	103	96	154	56	57	29	49	92	95		
		24%	26%	22%	35%	31%	16%	14%	22%	21%	28%	24%	21%	23%	24%	20%	34%	25%	21%	27%	18%	25%	23%	29%	22%	19%	21%	37%	31%	24%	23%		
MOSTLY/COMPLETELY AT ODDS		416	215	201	86	67	75	188	38	41	19	31	27	41	33	48	49	51	38	263	153	238	178	135	281	150	98	33	69	161	187		
		40%	42%	39%	27%	36%	41%	55%	41%	36%	45%	38%	52%	45%	46%	47%	34%	35%	41%	38%	45%	41%	39%	41%	40%	52%	36%	43%	43%	41%	46%		
Don't know		98	35	63	41	21	18	17	6	21	3	8	5	9	7	4	15	11	7	61	37	44	54	25	72	11	34	2	8	39	13		
		9%	7%	12%	13%	11%	10%	5%	7%	18%	7%	10%	9%	10%	10%	4%	11%	8%	8%	9%	11%	8%	12%	8%	10%	4%	13%	3%	5%	10%	3%		

Overlap formulae used
Column/Proportions (3%): A/B,C/D/E/F,G/H/I/O/X/U/M/N/Q/P/Y/Q,R/S,T/U,V/W,X/Y/Z/2A,2B,2C Minimum Base: 8(**) Small Base: 30(**)

And now thinking about each of the following issues, do you think that on the whole Britain's interests and the European Union's interests are similar or do you think they are at odds?
How to deal with Russia after its invasion of Ukraine


Base: All Adults 18-75

		Gender			Age				Region										Employment		Social Grade		Education		GE 2019 Vote					EU REF Vote	
		Total	Male	Female	18-34	35-44	45-54	55-75	Scotland	North West	North East	Yorks & Humber	Wales	West Mids	East Mids	East of England	Greater London	South East	South West	Working	Not Working	ABC1	C2DE	Graduates	Non-Graduates	Cons	Lab	Lib Dems	Other party (NET)	Remain	Leave
 Weighted Base	Weighted Base	1029	451	578	263	210	210	346	94	116	42	84	52	94	74	106	94	147	126	724	305	681	348	563	466	311	262	101	145	441	389
	Unweighted Base	1029	515	514	319	185	185	340	93	113	41	82	51	93	72	103	144	144	93	692	337	576	453	330	699	289	269	78	159	392	405
Completely the same		154	96	58	51	35	21	47	15	19	2	13	3	14	11	13	30	21	11	113	41	90	64	59	95	45	52	16	26	67	60
		15%	19%	11%	16%	19%	11%	14%	17%	17%	4%	16%	6%	15%	15%	13%	21%	15%	12%	16%	12%	16%	14%	18%	14%	15%	19%	20%	16%	17%	15%
Mostly the same		380	194	187	110	62	70	139	42	34	21	27	24	27	24	40	44	57	41	260	121	218	162	134	246	112	89	42	45	156	146
		37%	38%	36%	34%	33%	38%	41%	46%	30%	33%	46%	46%	29%	33%	39%	30%	39%	44%	38%	36%	38%	36%	41%	35%	39%	33%	53%	28%	40%	36%
Partly the same and partly at odds		235	113	121	78	43	45	69	14	29	8	16	11	21	17	22	40	34	21	157	78	131	104	65	170	73	68	10	33	86	97
		23%	22%	24%	24%	23%	24%	20%	15%	26%	19%	20%	21%	23%	24%	22%	28%	24%	23%	23%	23%	23%	23%	20%	24%	25%	25%	13%	21%	22%	24%
Mostly at odds		101	58	44	27	18	21	35	12	11	5	12	6	7	7	12	11	10	8	73	28	61	40	28	73	31	23	8	18	30	47
		10%	11%	8%	8%	10%	12%	10%	13%	10%	11%	15%	12%	7%	10%	11%	8%	7%	9%	11%	8%	11%	9%	9%	10%	11%	8%	10%	12%	8%	12%
Completely at odds		54	22	32	17	14	6	17	2	4	2	4	4	8	5	7	7	7	3	34	19	31	23	16	38	12	15	-	18	16	31
		5%	4%	6%	5%	7%	3%	5%	2%	3%	5%	5%	8%	9%	7%	7%	5%	5%	3%	5%	6%	5%	5%	5%	5%	4%	5%	1%	11%	4%	8%
COMPLETELY/MOSTLY THE SAME		534	289	245	161	97	91	186	58	54	23	40	27	41	35	53	74	78	52	373	162	308	226	194	341	157	140	57	71	223	206
		52%	56%	48%	50%	52%	49%	55%	62%	48%	56%	48%	52%	45%	49%	52%	51%	54%	56%	54%	48%	53%	50%	59%	49%	54%	52%	74%	45%	57%	51%
MOSTLY/COMPLETELY AT ODDS		155	80	76	43	32	28	52	14	15	7	16	11	14	12	19	18	18	12	108	48	92	64	45	111	43	37	8	36	46	78
		15%	15%	15%	14%	17%	15%	15%	15%	14%	17%	20%	20%	16%	16%	18%	13%	12%	13%	16%	14%	16%	14%	14%	16%	15%	14%	10%	23%	12%	19%
Don't know		105	32	72	37	14	21	33	7	15	3	10	3	16	8	9	12	15	8	55	50	45	60	27	78	16	24	2	17	36	24
		10%	6%	14%	11%	8%	12%	10%	8%	13%	8%	12%	6%	17%	11%	8%	8%	10%	9%	8%	15%	8%	13%	8%	11%	5%	9%	3%	11%	9%	6%

Overlap formulae used
Column/Proportions (3%): A/B/C/D/E/F/G/H/I/J/K/L/M/N/O/P/Q/R/S/T/U/V/W/X/Y/Z/2A,2B,2C Minimum Base: 8(**) Small Base: 30(**)

And now thinking about each of the following issues, do you think that on the whole Britain's interests and the European Union's interests are similar or do you think they are at odds?
Increasing trade between the EU and UK

Base: All Adults 18-75

		Gender			Age				Region										Employment		Social Grade		Education		GE 2019 Vote					EU REF Vote	
		Total	Male	Female	18-34	35-44	45-54	55-75	Scotland	North West	North East	Yorks & Humber	Wales	West Mids	East Mids	East of England	Greater London	South East	South West	Working	Not Working	ABC1	C2DE	Graduates	Non-Graduates	Cons	Lab	Lib Dems	Other party (NET)	Remain	Leave
 Weighted Base	Weighted Base	1029	451	578	263	210	210	346	94	116	42	84	52	94	74	106	94	147	126	724	305	681	348	563	466	311	262	101	145	441	389
	Unweighted Base	1029	515	514	319	185	185	340	93	113	41	82	51	93	72	103	144	144	93	692	337	576	453	330	699	289	269	78	159	392	405
Completely the same		83	51	32	33	29	4	18	5	12	1	3		10	5	8	18	12	9	66	17	44	39	33	50	21	23	11	15	30	32
		8%	10%	6%	10% EF	16% EF	2%	5%	6%	11% K	1%	4%		11% K	7%	8%	12% K	8%	10% K	10% S	5%	8%	9%	10%	7%	7%	8%	14%	10%	8%	8%
Mostly the same		246	145	101	82	46	37	81	25	23	11	19	11	12	19	23	42	38	22	173	73	146	100	101	145	71	64	26	24	92	106
		24%	28%	20%	26%	25%	20%	24%	27%	20%	28%	23%	21%	13%	27%	23%	29%	27%	24%	25%	22%	25%	22%	31%	21%	24%	24%	33%	15%	24%	26%
Partly the same and partly at odds		349	162	187	90	49	83	127	32	46	13	35	20	39	19	35	39	43	26	230	119	185	164	83	266	102	83	20	56	137	135
		34%	31%	36%	28%	27%	45% CD	37% CD	34%	41%	33%	43%	39%	42%	26%	34%	27%	30%	28%	33%	35%	32%	36%	25%	38% V	35%	31%	26%	36%	35%	33%
Mostly at odds		206	105	101	60	27	41	79	18	15	11	12	16	11	20	22	25	29	26	128	79	130	77	69	137	68	59	13	35	73	92
		20%	20%	20%	19%	14%	22%	23%	20%	13%	28%	14%	32% HJL	12%	28% HJL	21%	17%	20%	29% HJL	18%	23%	23%	17%	21%	20%	24%	22%	16%	22%	19%	92
Completely at odds		60	29	31	19	14	7	20	4	3	1	6	2	12	3	9	8	10	3	38	22	31	29	18	42	13	19	4	17	32	21
		6%	6%	6%	6%	8%	4%	6%	4%	3%	3%	8%	3%	13% HQ	4%	9%	5%	7%	4%	6%	7%	5%	6%	6%	6%	4%	7%	5%	10%	8%	5%
COMPLETELY/MOSTLY THE SAME		329	196	134	115	75	40	99	30	35	12	22	11	22	24	32	59	50	31	239	90	191	138	135	195	92	87	37	40	122	138
		32%	38% B	26%	36% E	40% EF	22%	29%	33%	31%	29%	27%	21%	24%	34%	31%	41% KL	35%	34%	35% S	27%	33%	31%	41% W	28%	32%	32%	48% XY 2A	25%	31%	34%
MOSTLY/COMPLETELY AT ODDS		267	135	132	79	41	48	99	22	18	13	18	18	23	23	31	33	39	30	166	101	161	106	88	179	81	79	17	52	105	113
		26%	26%	26%	25%	22%	26%	29%	24%	16%	31%	22%	35%	24%	32%	30%	23%	27%	32%	24%	28%	23%	27%	26%	26%	28%	29%	22%	33%	27%	28%
Don't know		84	23	62	35	20	14	15	8	14	3	7	3	9	5	5	13	12	6	57	27	39	45	25	59	14	22	4	11	28	18
		8%	4%	12% A	11% F	11% F	7%	4%	9%	12%	8%	8%	5%	9%	7%	5%	9%	8%	6%	8%	8%	7%	10%	8%	8%	5%	8%	5%	7%	7%	4%

Overlap formulae used
ColumnProportions (3%): A/B/C/D/E/F/G/H/I/J/K/L/M/N/O/P/Q/R/S/T/U/V/W/X/Y/Z/2A,2B,2C Minimum Base: 8(**) Small Base: 30(**)

And now thinking about each of the following issues, do you think that on the whole Britain's interests and the European Union's interests are similar or do you think they are at odds?
Reducing carbon emissions to reach Net Zero targets to reduce climate change

Base: All Adults 18-75

<div><div>Ipsos MORI</div><div>Weighted Base</div></div>																																
	Gender			Age				Region								Employment		Social Grade		Education		GE 2019 Vote				Other party (NET)		EU REF Vote				
	Total	Male	Female	18-34	35-44	45-54	55-75	Scotland	North West	North East	Yorks & Humber	Wales	West Mids	East Mids	East of England	Greater London	South East	South West	Working	Not Working	ABC1	C2DE	Graduates	Non-Graduates	Cons	Lab	Lib Dems	Other party (NET)	Remain	Leave		
	A	B	C	D	E	F	G	H	I	J	K	L	M	N	O	P	Q	R	S	T	U	V	W	X	Y	Z	2A	2B	2C			
	1029	451	578	263	210	210	346	94	116	42	84	52	94	74	106	94	147	126	724	305	681	348	563	466	311	262	101	145	441	389		
	1029	515	514	319	185	185	340	93	113	41	82	51	93	72	103	144	144	93	692	337	576	453	330	699	289	269	78	159	392	405		
Completely the same	105	54	51	31	22	13	40	15	16	3	2		7	7	12	14	15	14	68	37	65	40	45	60	30	36	10	15	42	47		
	10%	10%	10%	10%	12%	7%	12%	16%	15%	7%	2%		8%	10%	11%	10%	11%	15%	10%	11%	11%	9%	14%	9%	10%	13%	13%	10%	11%	12%		
Mostly the same	373	184	189	108	59	74	132	30	38	18	26	25	40	25	35	55	47	34	246	127	223	150	136	237	134	83	31	41	151	149		
	36%	36%	37%	34%	32%	40%	39%	32%	34%	43%	32%	49%	43%	35%	34%	38%	33%	37%	34	36%	39%	33%	41%	34%	46%	31%	40%	26%	39%	37%		
Partly the same and partly at odds	280	147	134	95	40	56	90	27	29	29	28	9	20	23	32	33	42	23	197	83	153	128	76	204	78	70	21	49	105	121		
	27%	29%	26%	30%	22%	30%	27%	29%	26%	33%	33%	18%	21%	32%	31%	23%	29%	25%	28%	25%	27%	28%	23%	29%	27%	26%	27%	31%	27%	30%		
Mostly at odds	118	62	56	35	29	14	41	9	9	8	13	7	6	7	9	18	22	14	80	38	69	49	33	86	25	32	7	33	40	44		
	11%	12%	11%	11%	16%	7%	12%	10%	8%	4%	16%	7%	7%	10%	9%	12%	15%	15%	12%	11%	12%	11%	10%	12%	9%	12%	9%	21%	10%	11%		
Completely at odds	44	23	21	10	16	9	10	4	4		6	1	7	3	3	6	6	4	32	12	22	22	13	32	7	13	4	10	13	16		
	4%	4%	4%	3%	8%	5%	3%	4%	3%		8%	3%	8%	4%	3%	4%	4%	4%	5%	3%	2%	4%	5%	4%	2%	5%	4%	6%	3%	4%		
COMPLETELY/MOSTLY THE SAME	478	238	240	140	81	87	172	45	54	20	28	25	47	32	46	69	62	48	314	164	288	190	181	297	164	119	41	56	194	196		
	46%	46%	47%	44%	44%	47%	51%	48%	48%	50%	34%	49%	51%	45%	45%	48%	43%	52%	45%	49%	50%	42%	55%	43%	49%	44%	52%	35%	49%	48%		
MOSTLY/COMPLETELY AT ODDS	162	85	78	45	45	22	51	13	13	4	19	9	13	10	12	23	28	18	112	50	91	71	45	117	32	45	11	43	53	60		
	16%	16%	15%	14%	24%	12%	15%	14%	11%	9%	23%	17%	14%	14%	12%	16%	19%	19%	16%	15%	16%	14%	17%	11%	17%	15%	17%	14%	15%			
Don't know	108	45	63	40	20	21	27	7	17	3	7	8	13	7	12	18	11	4	68	40	44	64	27	80	15	35	5	12	40	28		
	10%	9%	12%	12%	11%	11%	8%	8%	15%	8%	9%	16%	14%	9%	12%	12%	8%	4%	10%	12%	8%	14%	8%	11%	5%	13%	7%	10%	7%			

Overlap formulae used
ColumnProportions (3%): A/B,C/D/E/F,G/H/I/O/X/U/M/N/Q/P/Y/Q,R/S,T/U,V/W,X/Y/Z/2A,2B/2C Minimum Base: 8(**) Small Base: 30(**)

And now thinking about each of the following issues, do you think that on the whole Britain's interests and the European Union's interests are similar or do you think they are at odds?
Preventing and detecting crime and terrorism

Base: All Adults 18-75

		Gender			Age				Region												Employment		Social Grade		Education		GE 2019 Vote				EU REF Vote	
		Total	Male	Female	18-34	35-44	45-54	55-75	Scotland	North West	North East	Yorks & Humber	Wales	West Mids	East Mids	East of England	Greater London	South East	South West	Working	Not Working	ABC1	C2DE	Graduates	Non-Graduates	Cons	Lab	Lib Dems	Other party (NET)	Remain	Leave	
			A	B	C	D	E	F	G	H	I	J	K	L	M	N	O	P	Q	R	S	T	U	V	W	X	Y	Z	2A	2B	2C	
Ipsos	Weighted Base	1029	451	578	263	210	210	346	94	116	42	84	52	94	74	106	94	147	126	724	305	681	348	563	466	311	262	101	145	441	389	
	Unweighted Base	1029	515	514	319	185	185	340	93	113	41	82	51	93	72	103	144	144	93	692	337	576	453	330	699	289	269	78	159	392	405	
	Completely the same	156	88	68	54	30	16	56	13	25	2	5	3	11	8	21	31	24	13	85	70	89	67	59	97	45	53	17	16	52	75	
		15%	17%	13%	17% E	16% E	9%	16% E	14%	22% UK	6%	6%	5%	12%	11%	21% JK	22% JK	17% J	14%	12%	21% R	15%	15%	18%	14%	16%	19% 2A	22% 2A	10%	13%	18%	
Mostly the same	398	192	205	97	63	79	158	37	30	16	30	21	33	32	44	57	53	45	268	130	248	149	139	259	145	88	35	45	162	163		
	39%	37%	40%	31%	34%	43%	46%	40%	27%	39%	36%	42%	36%	45%	42% H	39% H	37%	48%	39%	43%	33%	42%	37%	50% Y 2A	28%	41% 2A	41%	40%				
Partly the same and partly at odds	235	120	115	83	34	45	72	20	26	17	26	20	21	16	13	25	34	18	173	62	130	105	63	171	64	56	13	49	94	91		
	23%	23%	22%	26%	18%	24%	21%	22%	23%	41% NOQ	31% N	38% NOQ	23%	22%	12%	17%	23%	19%	25%	18%	23%	23%	19%	25%	22%	21%	17%	31%	24%	22%		
Mostly at odds	85	40	45	26	20	15	24	14	9		7	5	3	8	15	5	13	6	63	21	37	48	25	59	19	27	5	17	28	37		
	8%	8%	9%	8%	11%	8%	7%	15% ILO	8%		9%	10%	3%	11%	14% ILO	4%	9%	6%	9%	6%	6%	11%	8%	9%	6%	10%	6%	10%	6%	7%	9%	
Completely at odds	52	30	22	20	12	9	11	5	7	3	5	1	8	4	3	5	8	3	36	16	30	21	18	34	7	14	4	17	20	22		
	5%	6%	4%	6%	6%	5%	3%	5%	6%	7%	6%	2%	9%	6%	3%	4%	5%	3%	5%	5%	5%	5%	5%	5%	2%	5%	5%	11%	5%	5%		
COMPLETELY/MOSTLY THE SAME	553	281	273	151	93	95	213	50	55	18	35	24	44	40	65	88	77	58	353	200	337	216	198	356	190	140	52	61	214	238		
	54%	55%	53%	47%	50%	51%	63% CDE	54%	49%	45%	42%	47%	48%	55%	63% J	61% J	54%	62% J	51%	59% R	59% U	48%	60% W	51%	66% Y 2A	52% 2A	66% Y 2A	38%	55%	59%		
MOSTLY/COMPLETELY AT ODDS	137	70	66	46	32	24	35	19	16	3	12	6	11	12	18	11	21	8	100	37	68	69	43	93	26	41	9	34	47	59		
	13%	14%	13%	14%	17% F	13%	10% O	20% O	14%	7%	15%	11%	12%	17%	18% F	8%	14%	9%	14%	11%	12%	15%	13%	13%	9%	15%	12% X	21% X	12%	15%		
Don't know	104	43	61	38	26	21	19	4	17	3	10	2	16	4	8	20	13	9	67	37	42	63	25	79	9	32	4	15	36	17		
	10%	8%	12%	12% F	14% F	11% F	6%	4%	15% G	8%	12%	3%	18% GKM	5%	7% G	14%	9%	9%	10%	11%	7%	14% T	8%	11%	3%	12% X	5% X	9% X	9%	4%		

Overlap formulae used
Column/Proportions (3%): A/B,C/D/E/F,G/N/I/O/X/U/M/N/Q/P/Y/Q,R/S,T/U,V/W,X/Y/Z/2A,2B,2C Minimum Base: 8(**) Small Base: 30(**)

And now thinking about each of the following issues, do you think that on the whole Britain's interests and the European Union's interests are similar or do you think they are at odds?
Managing illegal immigration across the English Channel

Base: All Adults 18-75

		Gender			Age				Region												Employment		Social Grade		Education		GE 2019 Vote				EU REF Vote	
	Total	Male	Female	18-34	35-44	45-54	55-75	Scotland	North West	North East	Yorks & Humber	Wales	West Mids	East Mids	East of England	Greater London	South East	South West	Working	Not Working	ABC1	C2DE	Graduates	Non-Graduates	Cons	Lab	Lib Dems	Other party (NET)	Remain	Leave		
	1029	A	B	C	D	E	F	G	H	I	J	K	L	M	N	O	P	Q	R	S	T	U	V	W	X	Y	Z	2A	2B	2C		
	1029	451	578	263	210	210	346	94	116	42	84	52	94	74	106	94	147	126	724	305	681	348	563	466	311	262	101	145	441	389		
	1029	515	514	319	185	185	340	93	113	41	82	51	93	72	103	144	144	93	692	337	576	453	330	699	289	269	78	159	392	405		
Completely the same	56	33	23	23	16	3	14	4	9	1	2		7	5	6	11	6	5	42	13	30	25	25	31	18	16	6	13	20	25		
	5%	6%	4%	7%	8%	2%	4%	4%	8%	2%	2%		8%	7%	6%	7%	4%	6%	6%	4%	5%	6%	7%	4%	6%	6%	8%	8%	5%	6%		
Mostly the same	165	89	76	81	32	17	35	16	13	5	17	6	15	9	12	30	28	12	122	43	98	67	62	103	37	34	20	23	68	42		
	16%	17%	15%	25%	17%	9%	10%	18%	12%	13%	20%	12%	17%	13%	11%	21%	20%	13%	18%	13%	17%	15%	19%	15%	13%	13%	26%	14%	17%	10%		
Partly the same and partly at odds	294	147	147	98	55	61	80	29	38	11	22	12	29	20	32	23	52	28	211	83	160	134	87	207	63	93	22	42	126	98		
	29%	29%	28%	31%	30%	33%	23%	31%	33%	26%	26%	24%	32%	28%	31%	16%	36%	30%	30%	25%	28%	30%	26%	30%	22%	35%	28%	27%	32%	24%		
Mostly at odds	273	126	147	54	41	56	120	28	25	12	22	24	24	18	26	38	32	23	163	109	162	110	90	183	95	71	16	36	105	128		
	26%	24%	29%	17%	22%	30%	35%	30%	22%	29%	27%	47%	26%	25%	25%	27%	22%	24%	24%	32%	28%	24%	27%	26%	33%	26%	21%	23%	27%	32%		
Completely at odds	168	92	76	26	30	33	79	11	17	11	12	7	11	16	22	29	14	19	112	56	95	73	47	121	68	31	11	34	51	99		
	16%	18%	15%	8%	16%	18%	23%	12%	15%	17%	26%	14%	14%	12%	22%	21%	20%	10%	20%	16%	17%	16%	14%	17%	23%	11%	14%	13%	25%			
COMPLETELY/MOSTLY THE SAME	221	121	99	105	48	20	49	20	22	6	18	6	23	14	18	41	35	18	165	56	128	93	87	134	55	50	26	36	88	67		
	21%	24%	19%	33%	26%	11%	14%	22%	19%	15%	22%	12%	25%	20%	17%	28%	24%	19%	24%	17%	22%	20%	26%	19%	19%	19%	33%	23%	22%	17%		
MOSTLY/COMPLETELY AT ODDS	440	218	223	80	71	90	199	39	42	23	34	32	35	34	48	68	46	41	275	165	257	183	136	304	163	102	27	70	155	227		
	43%	42%	43%	25%	39%	49%	59%	42%	37%	55%	41%	61%	38%	47%	46%	47%	32%	45%	40%	49%	45%	40%	41%	43%	57%	38%	34%	44%	40%	56%		
Don't know	74	28	46	36	11	14	13	5	11	2	9	2	6	4	6	13	12	6	42	33	31	43	20	54	8	24	3	11	23	12		
	7%	5%	9%	11%	6%	8%	4%	5%	10%	5%	10%	3%	6%	6%	5%	9%	8%	6%	6%	10%	5%	9%	6%	8%	3%	9%	4%	7%	6%	3%		

Overlap formulae used
ColumnProportions (5%): A/B,C/D/E/F,G/H/I/J/K/L/M/N/O/P/Q/R/S,T/U,V/W,X/Y/Z/2A,2B,2C Minimum Base: Q(**) Small Base: 3Q(**)