

# CYCLING ACROSS THE WORLD

A 30-country Global Advisor survey

May 2022

For more information: [ipsos.com/en/global-advisor-cycling-across-the-world-2022](https://ipsos.com/en/global-advisor-cycling-across-the-world-2022)

© Ipsos



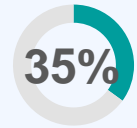
**GAME CHANGERS**



# SUMMARY OF FINDINGS

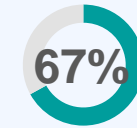
On average, across 28 countries

Highest in:



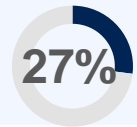
ride a bicycle at least once a week

India



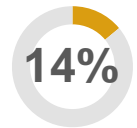
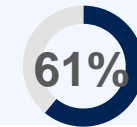
ride a bicycle to commute

Netherlands



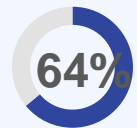
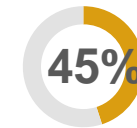
ride a bicycle for exercise

Poland



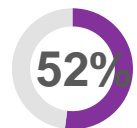
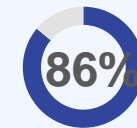
ride a bicycle more than any other mode of transportation for a 2-km or 1-mile distance

Netherlands



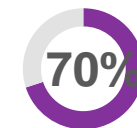
say new road and infrastructure in their area should prioritize bicycles over automobiles

Peru



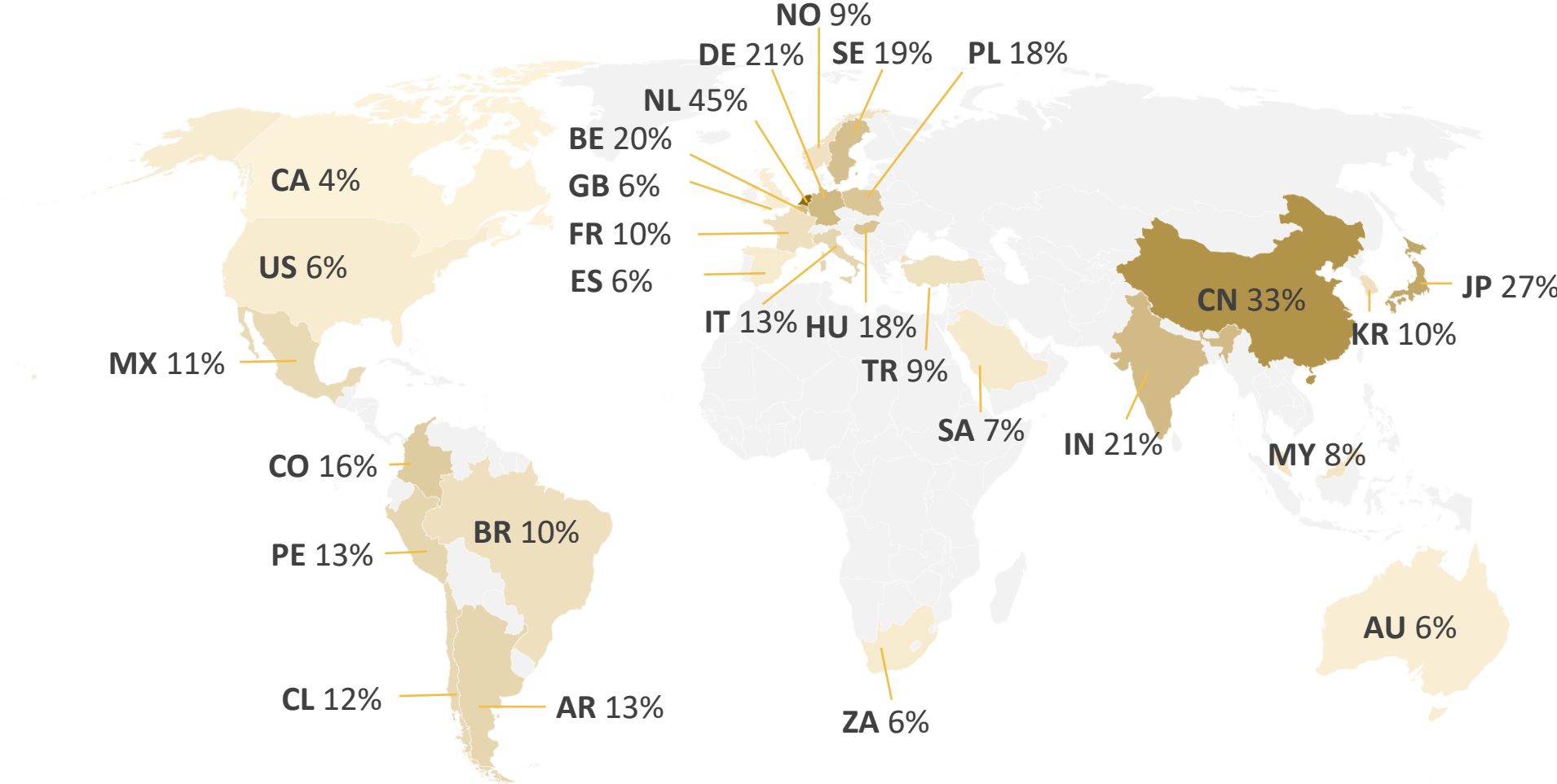
say cycling from one place to another in their area is too dangerous

Chile/Colombia





# % OF ADULTS USING A BICYCLE AS THEIR PRIMARY MODE OF TRANSPORTATION FOR A 2-KILOMETER OR 1-MILE DISTANCE



Base: 20, 507 online adults across 28 countries  
 The "Global Country Average" reflects the average result for all the countries and markets where the survey was conducted. It has not been adjusted to the population size of each country or market and is not intended to suggest a total result.  
 The samples in Brazil, Chile, China (mainland), Colombia, India, Malaysia, Mexico, Peru, Saudi Arabia, South Africa, and Turkey are more urban, more educated, and/or more affluent than the general population.



# THE SAFER PEOPLE FEEL, THE MORE THEY CYCLE

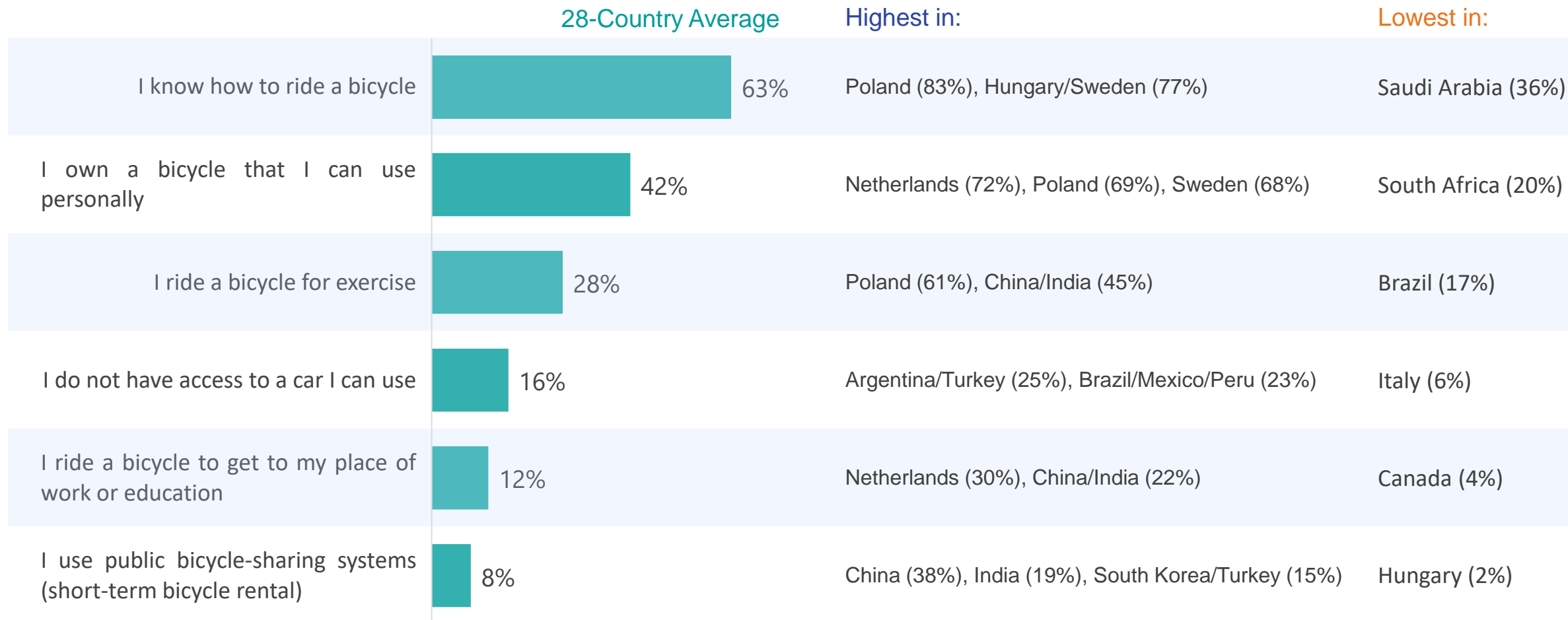


Base: 20, 507 online adults across 28 countries

The “Global Country Average” reflects the average result for all the countries and markets where the survey was conducted. It has not been adjusted to the population size of each country or market and is not intended to suggest a total result. The samples in Brazil, Chile, China (mainland), Colombia, India, Malaysia, Mexico, Peru, Saudi Arabia, South Africa, and Turkey are more urban, more educated, and/or more affluent than the general population.

# BICYCLE USAGE

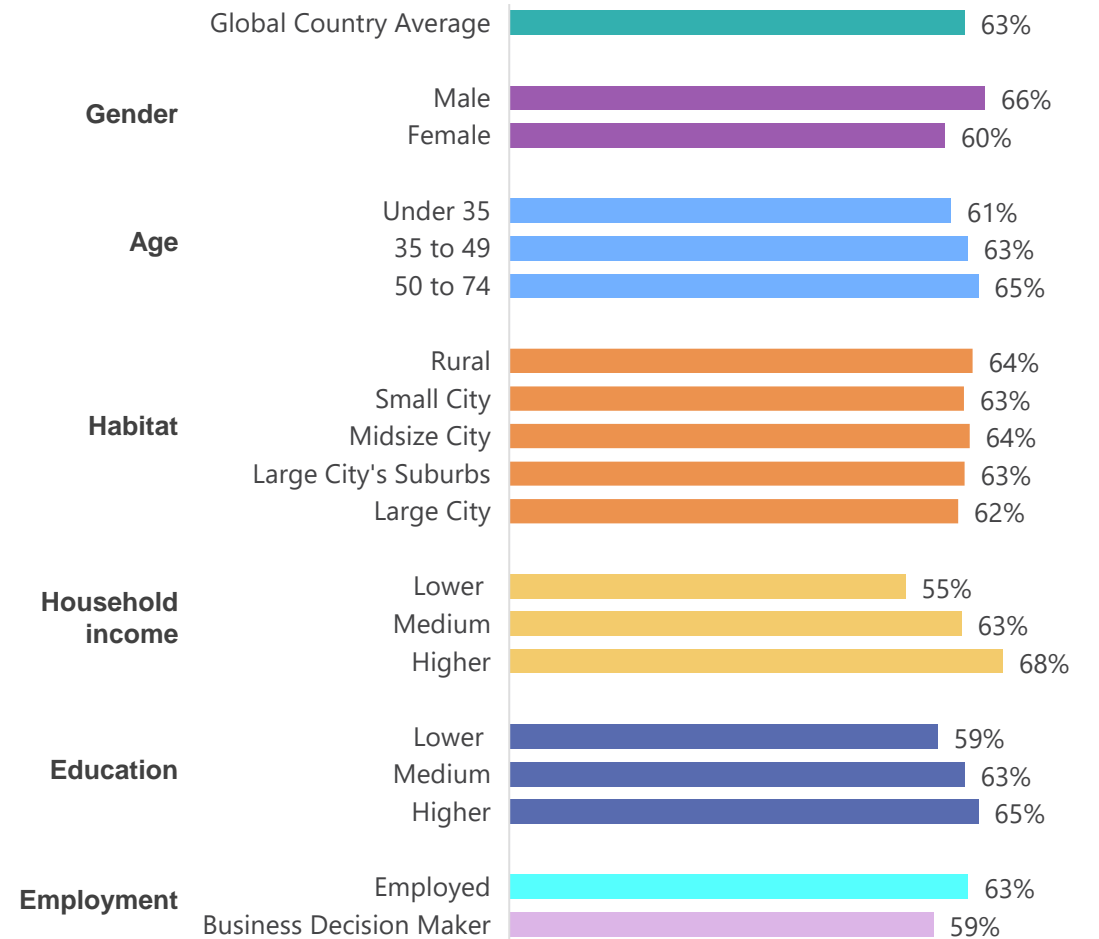
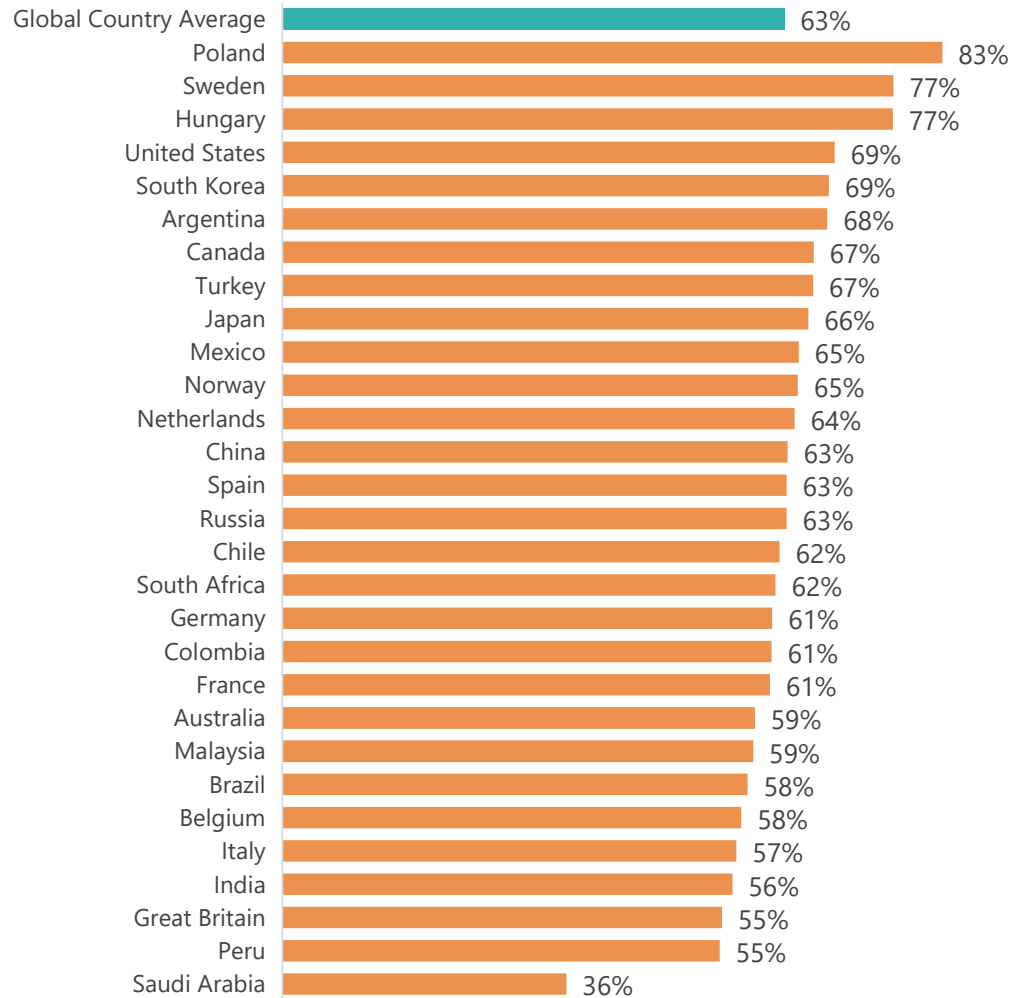
Q. Please select all the statements below that apply to you.



Base: 20,507 online adults across 28 countries

The "Global Country Average" reflects the average result for all the countries and markets where the survey was conducted. It has not been adjusted to the population size of each country or market and is not intended to suggest a total result. The samples in Brazil, Chile, China (mainland), Colombia, India, Malaysia, Mexico, Peru, Saudi Arabia, South Africa, and Turkey are more urban, more educated, and/or more affluent than the general population.

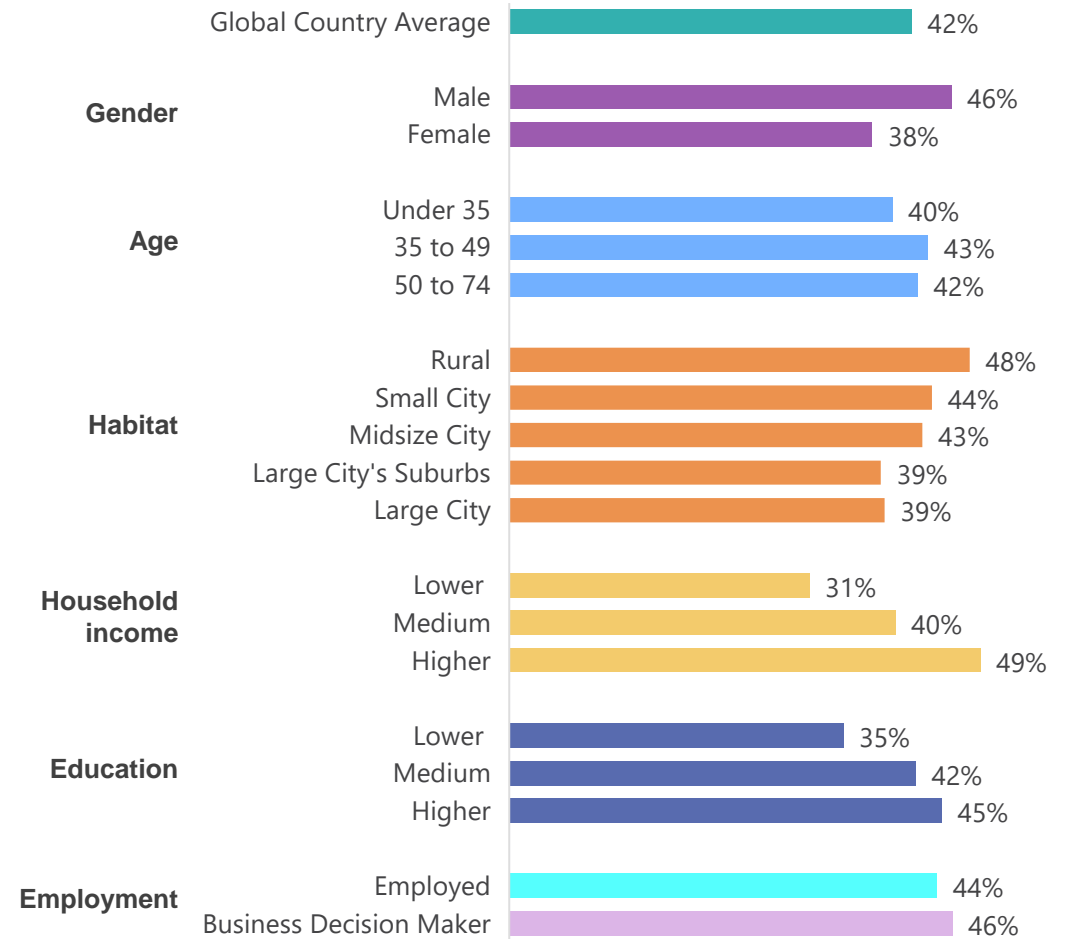
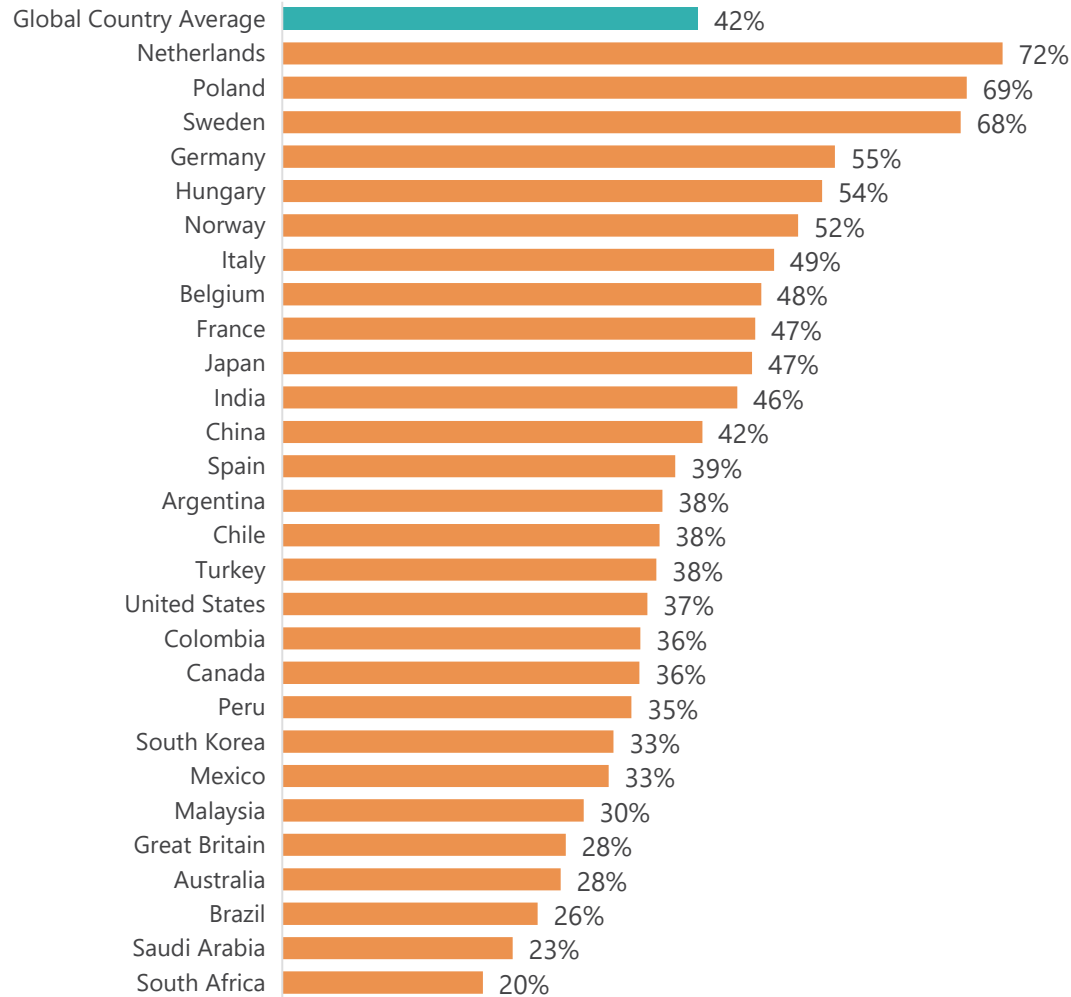
# “I KNOW HOW TO RIDE A BICYCLE”



Base: 20, 507 online adults across 28 countries

The "Global Country Average" reflects the average result for all the countries and markets where the survey was conducted. It has not been adjusted to the population size of each country or market and is not intended to suggest a total result. The samples in Brazil, Chile, China (mainland), Colombia, India, Malaysia, Mexico, Peru, Saudi Arabia, South Africa, and Turkey are more urban, more educated, and/or more affluent than the general population.

# “I OWN A BICYCLE THAT I CAN USE PERSONALLY”

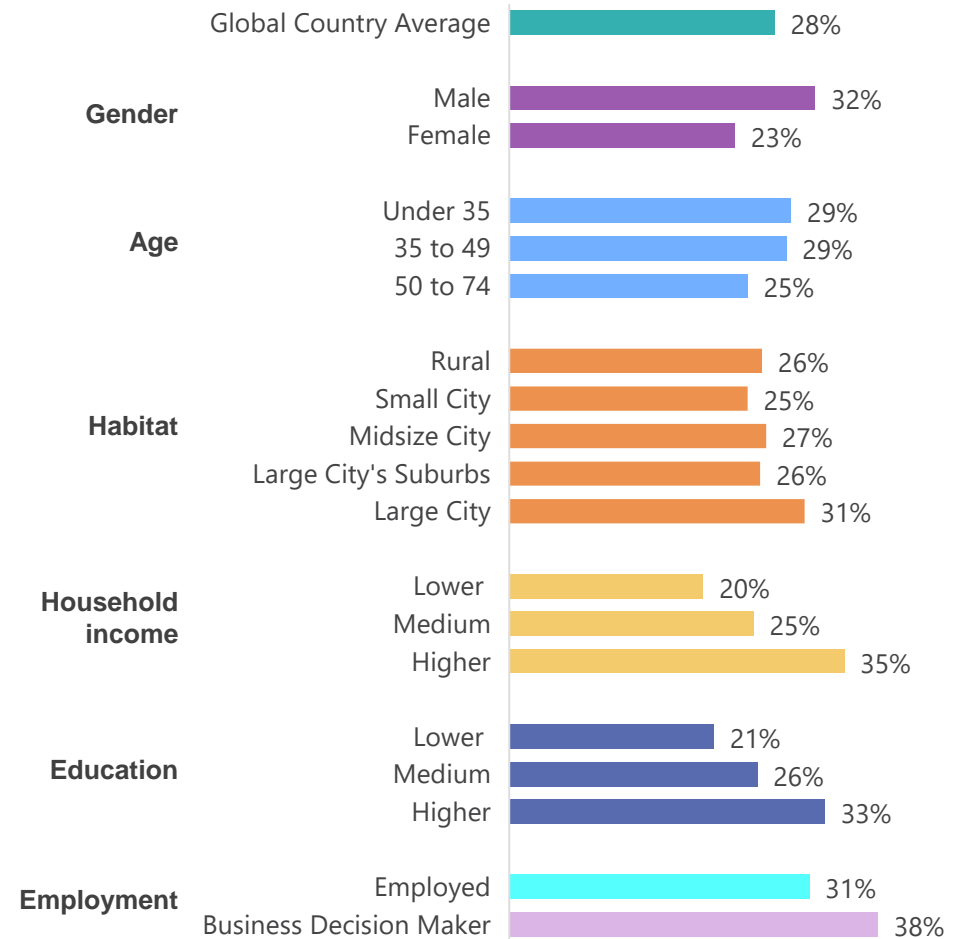
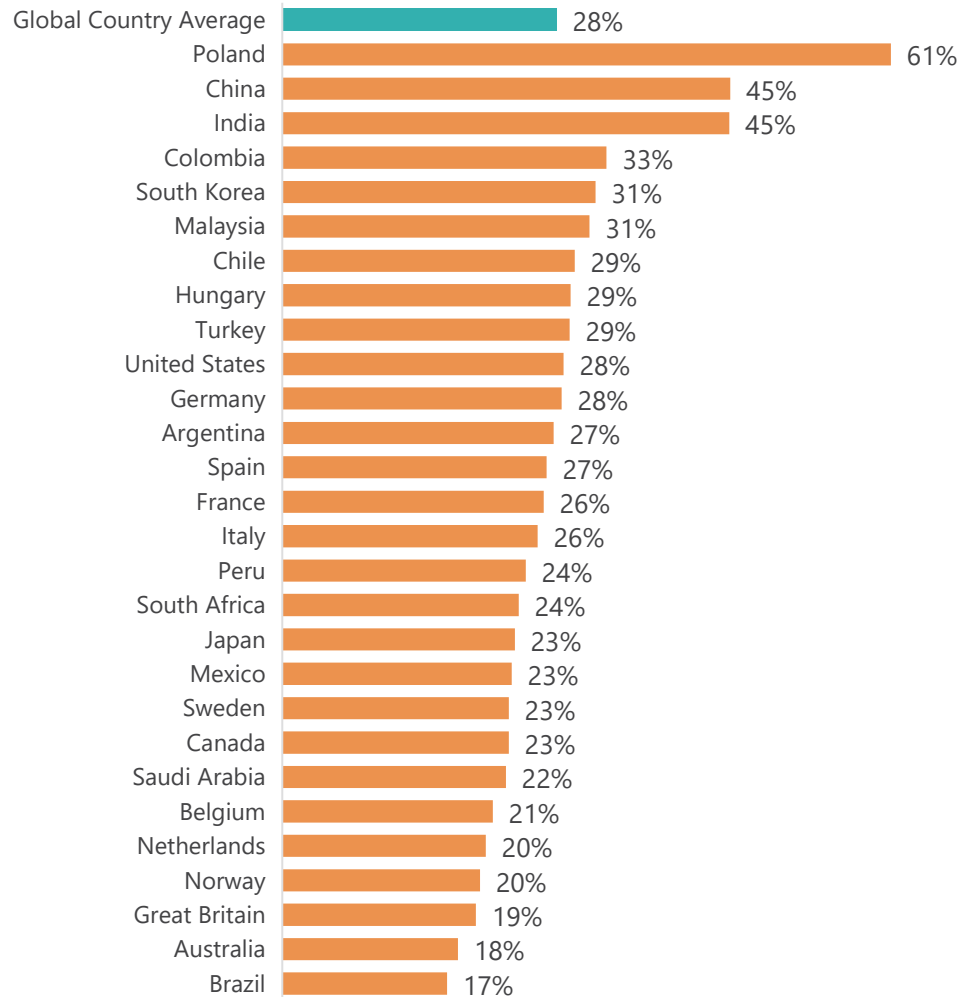


Base: 20, 507 online adults across 28 countries

The "Global Country Average" reflects the average result for all the countries and markets where the survey was conducted. It has not been adjusted to the population size of each country or market and is not intended to suggest a total result. The samples in Brazil, Chile, China (mainland), Colombia, India, Malaysia, Mexico, Peru, Saudi Arabia, South Africa, and Turkey are more urban, more educated, and/or more affluent than the general population.



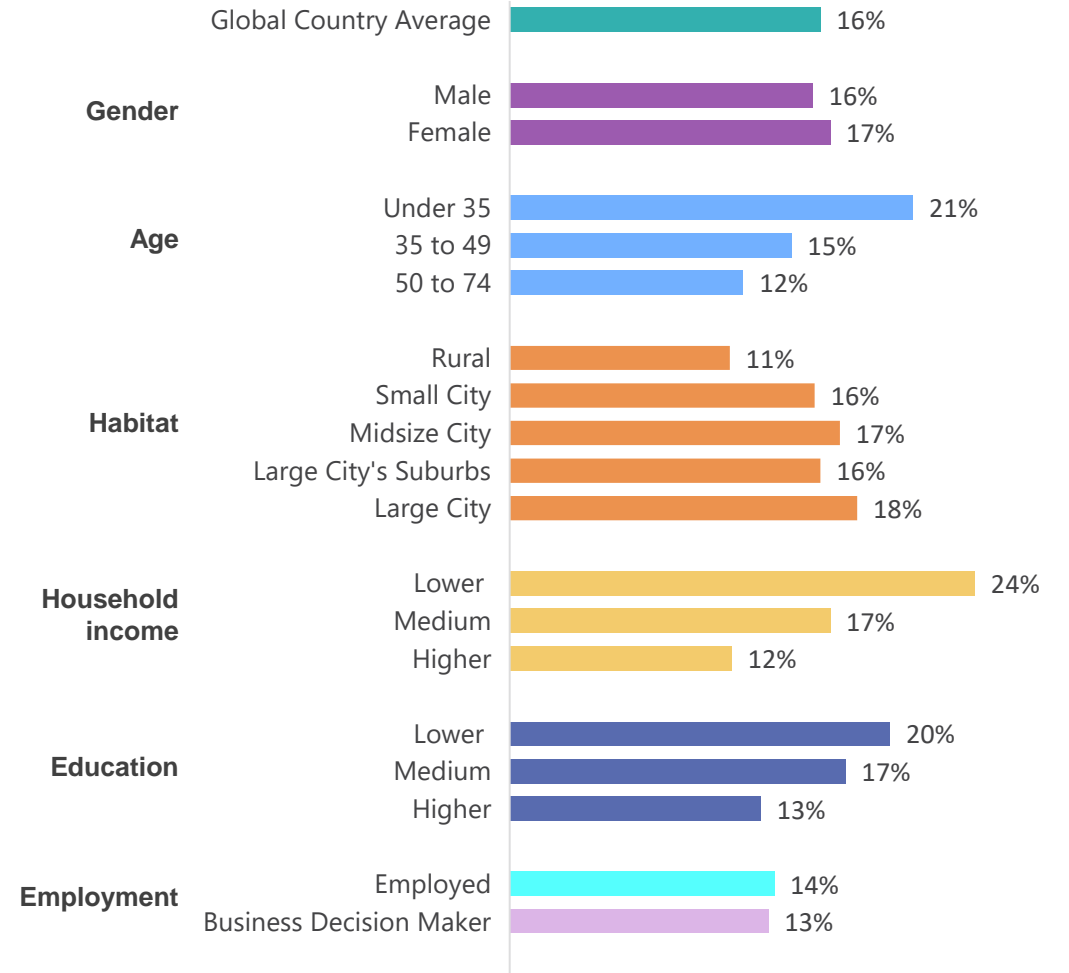
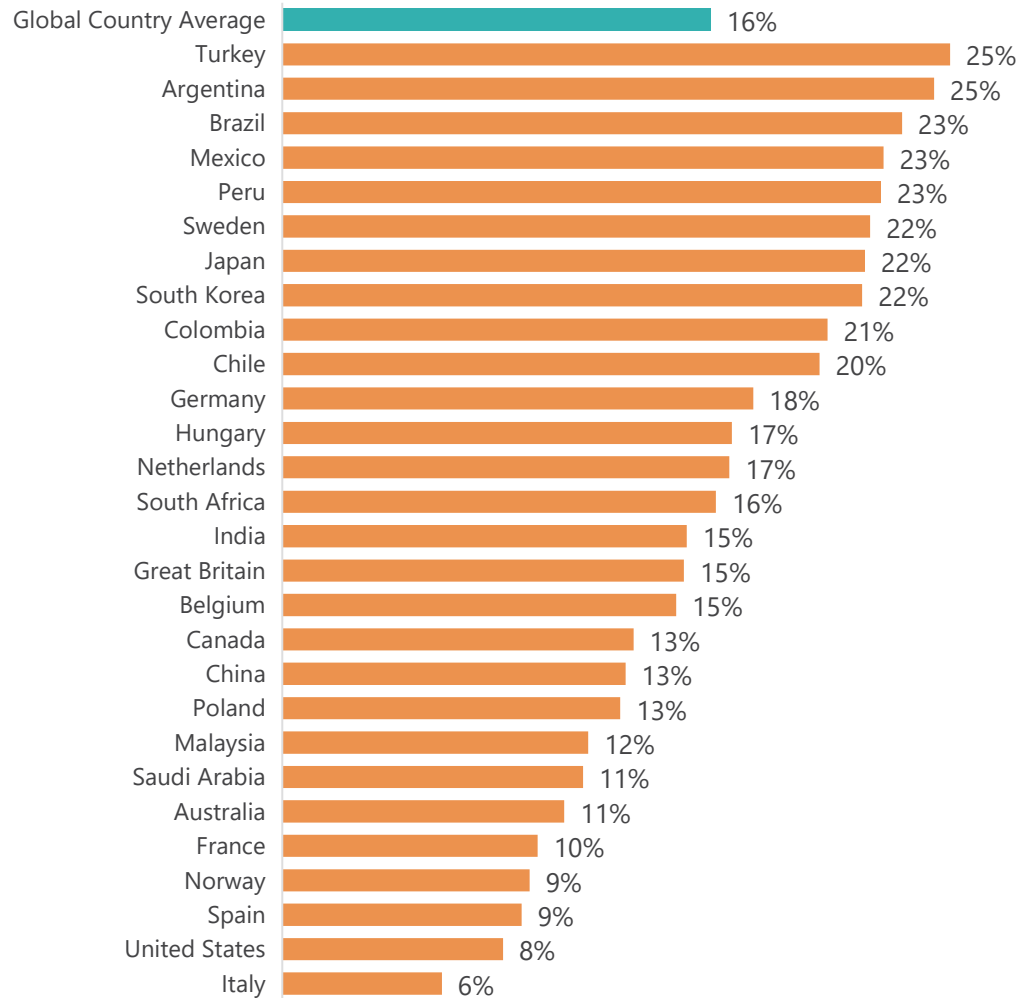
# “I RIDE A BICYCLE FOR EXERCISE”



Base: 20, 507 online adults across 28 countries

The "Global Country Average" reflects the average result for all the countries and markets where the survey was conducted. It has not been adjusted to the population size of each country or market and is not intended to suggest a total result. The samples in Brazil, Chile, China (mainland), Colombia, India, Malaysia, Mexico, Peru, Saudi Arabia, South Africa, and Turkey are more urban, more educated, and/or more affluent than the general population.

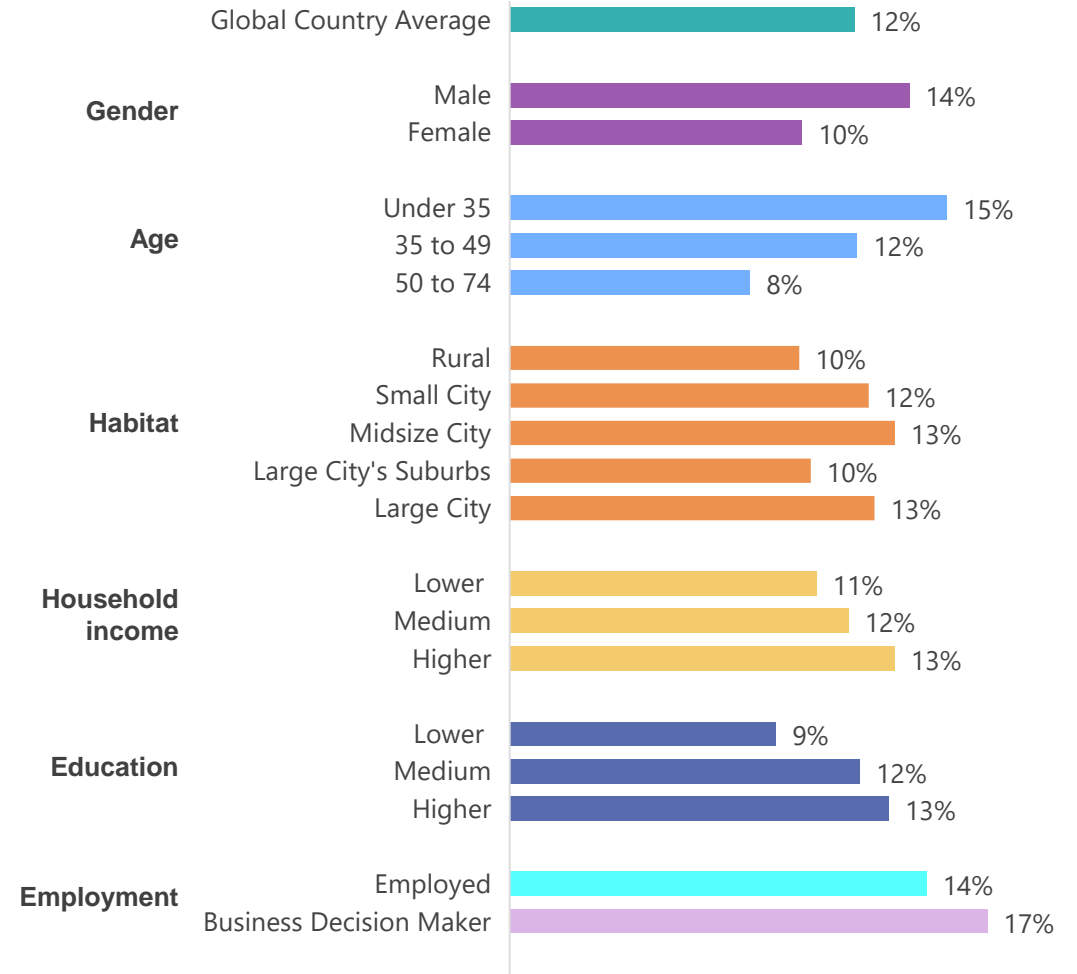
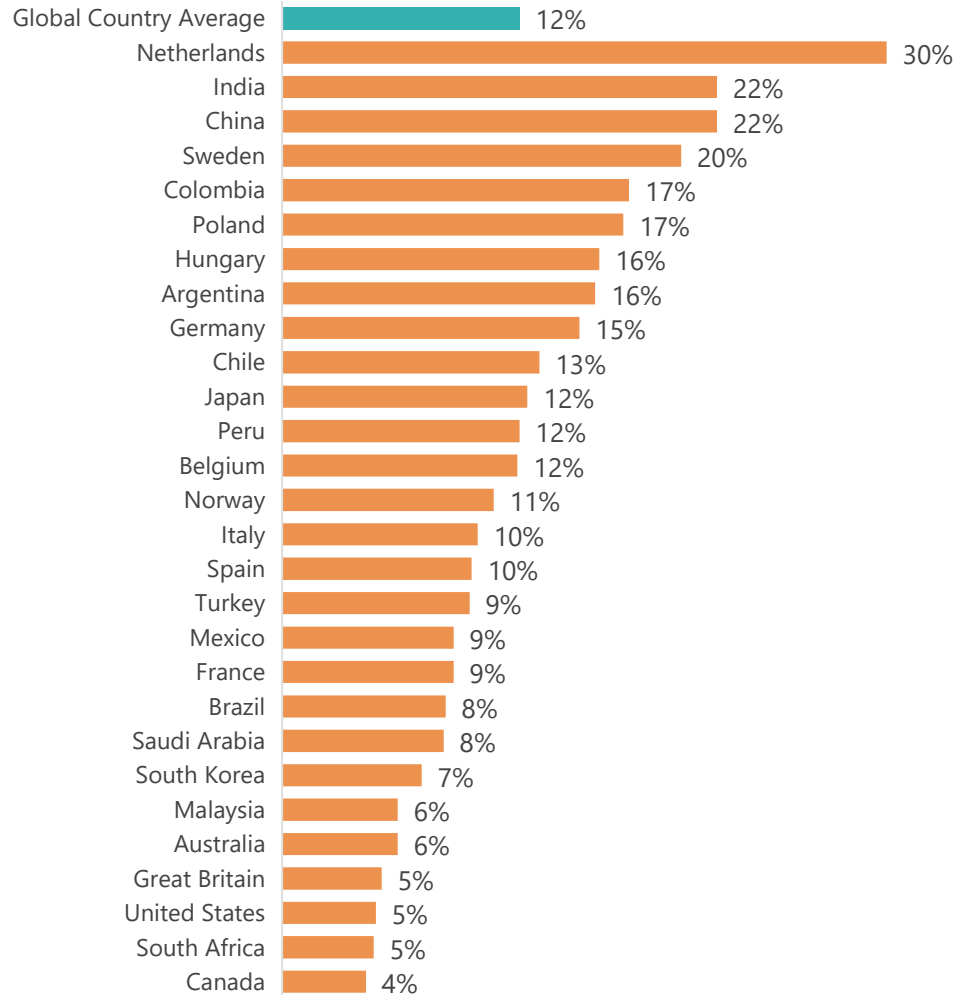
# “I DO NOT HAVE ACCESS TO A CAR I CAN USE”



Base: 20, 507 online adults across 28 countries

The "Global Country Average" reflects the average result for all the countries and markets where the survey was conducted. It has not been adjusted to the population size of each country or market and is not intended to suggest a total result. The samples in Brazil, Chile, China (mainland), Colombia, India, Malaysia, Mexico, Peru, Saudi Arabia, South Africa, and Turkey are more urban, more educated, and/or more affluent than the general population.

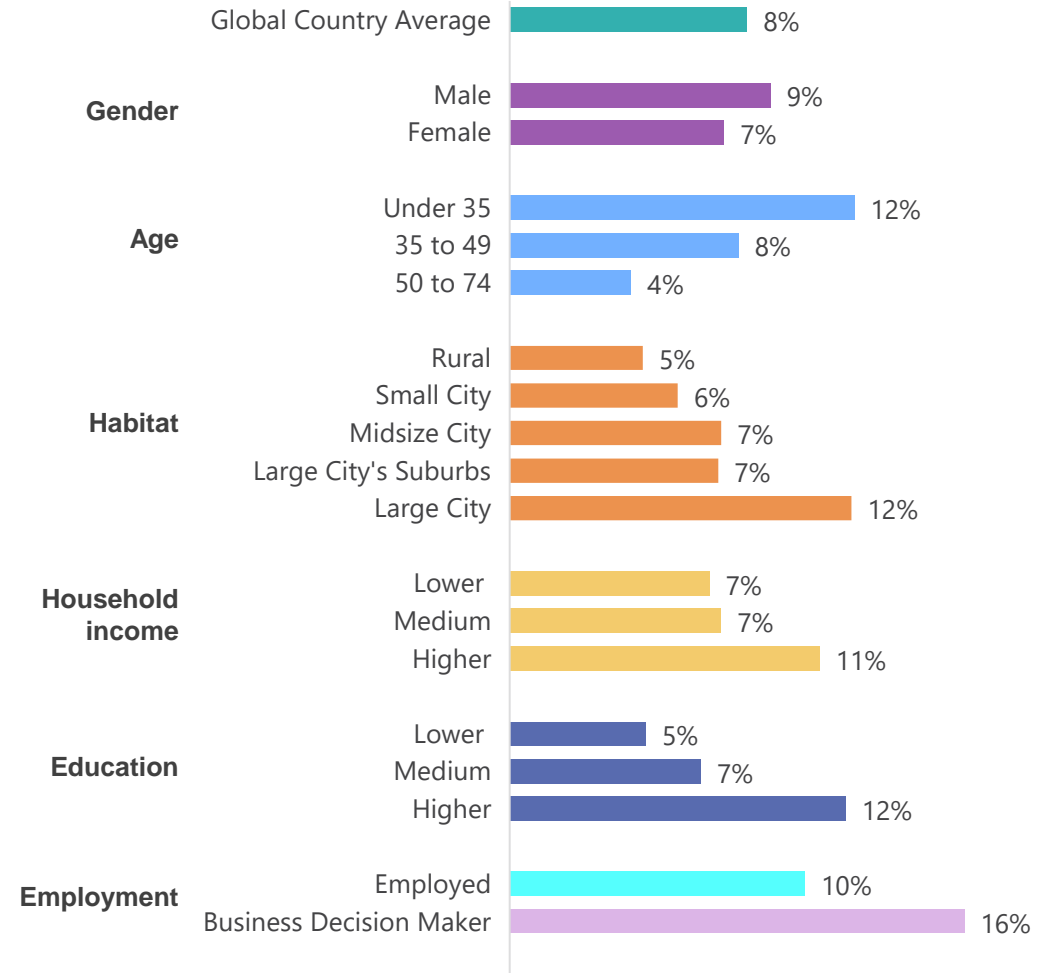
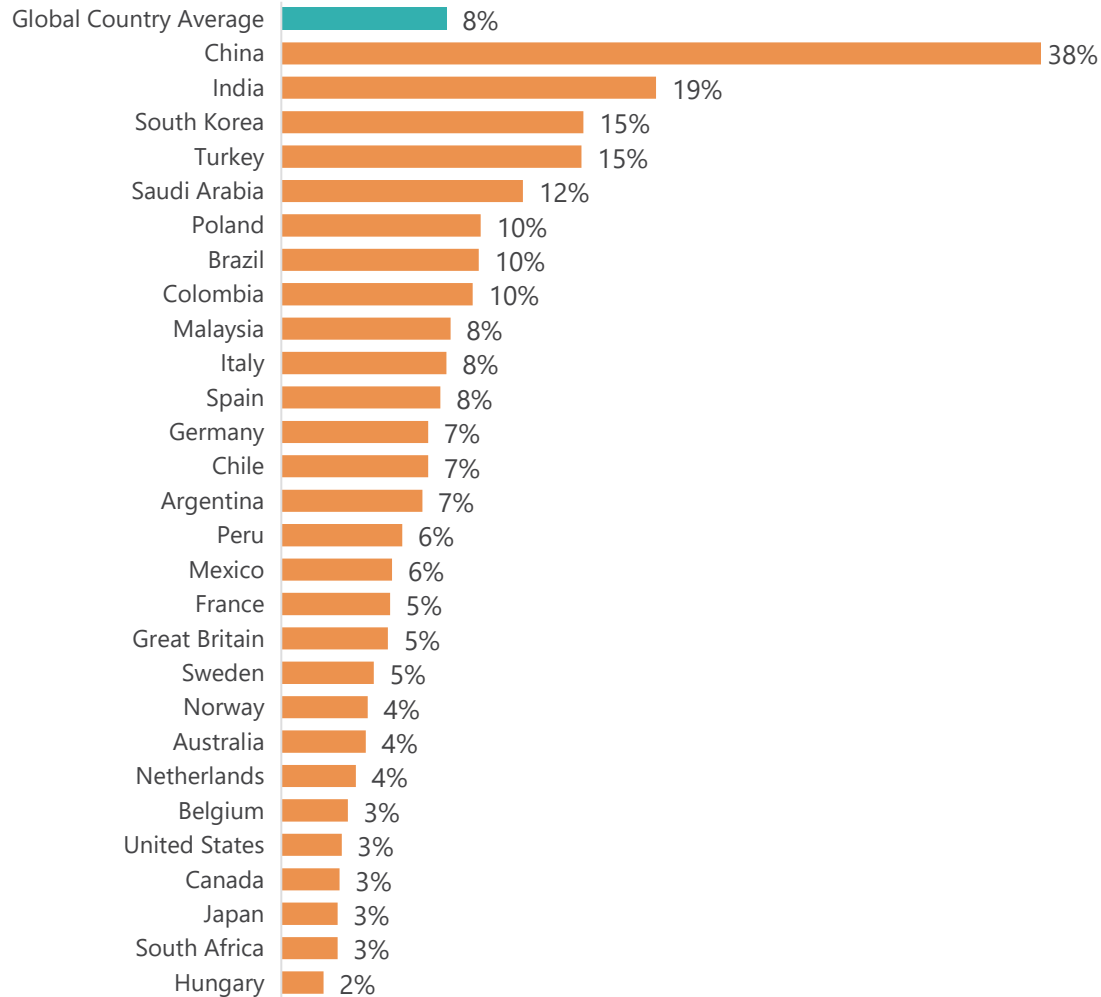
# “I RIDE A BICYCLE TO GET TO MY PLACE OF WORK OR EDUCATION”



Base: 20, 507 online adults across 28 countries

The “Global Country Average” reflects the average result for all the countries and markets where the survey was conducted. It has not been adjusted to the population size of each country or market and is not intended to suggest a total result. The samples in Brazil, Chile, China (mainland), Colombia, India, Malaysia, Mexico, Peru, Saudi Arabia, South Africa, and Turkey are more urban, more educated, and/or more affluent than the general population.

# “I USE PUBLIC BICYCLE-SHARING SYSTEMS”



Base: 20, 507 online adults across 28 countries

The "Global Country Average" reflects the average result for all the countries and markets where the survey was conducted. It has not been adjusted to the population size of each country or market and is not intended to suggest a total result. The samples in Brazil, Chile, China (mainland), Colombia, India, Malaysia, Mexico, Peru, Saudi Arabia, South Africa, and Turkey are more urban, more educated, and/or more affluent than the general population.

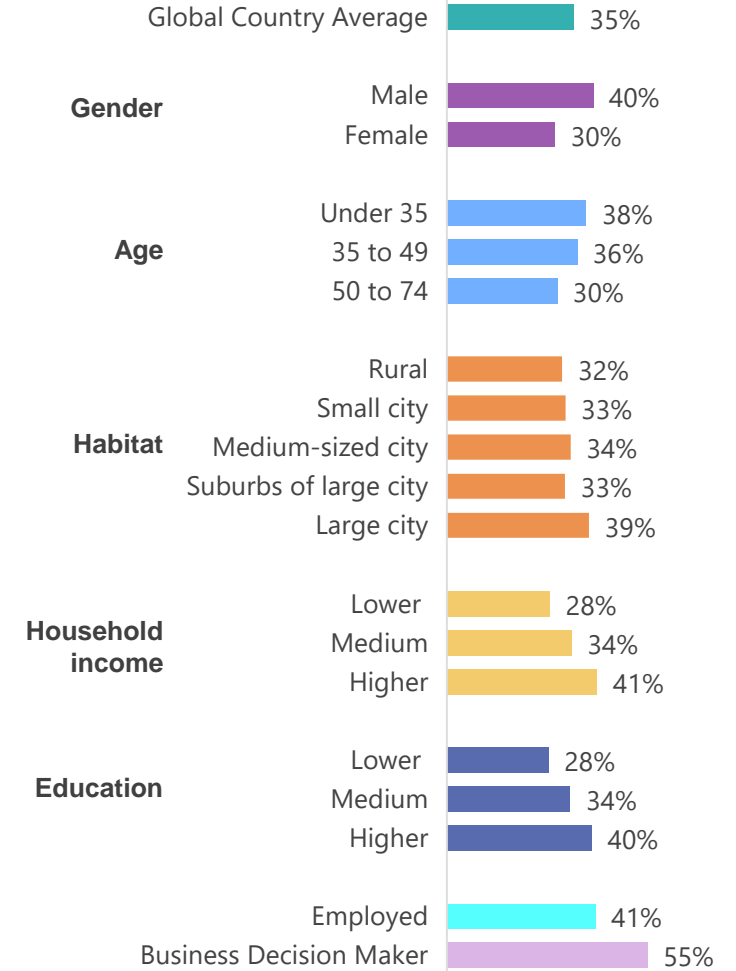
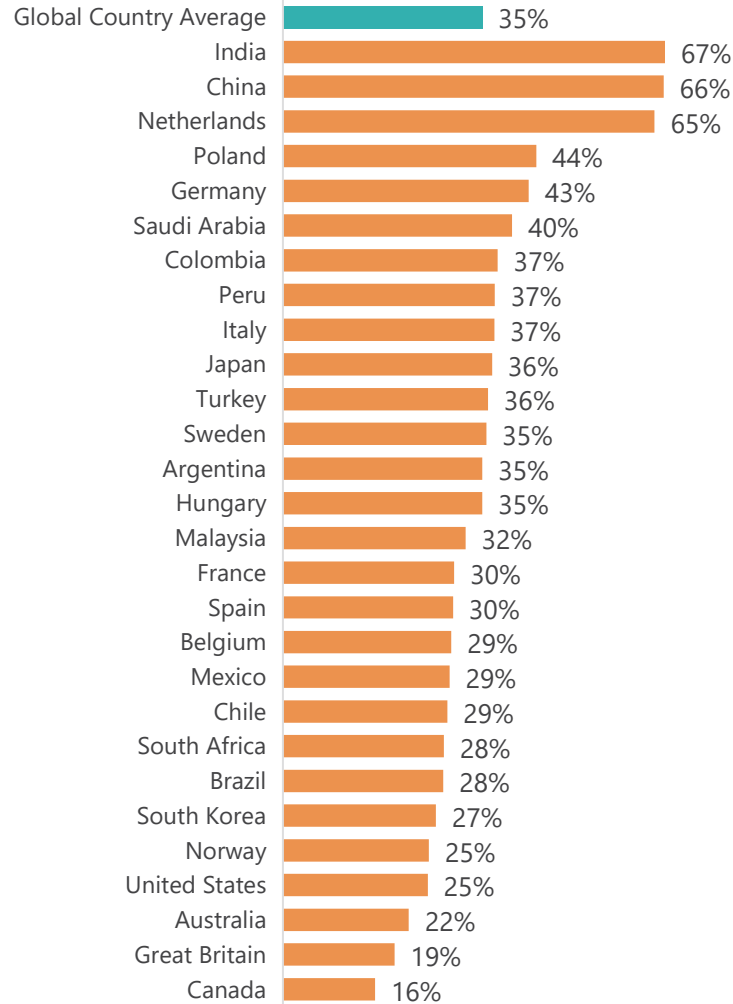
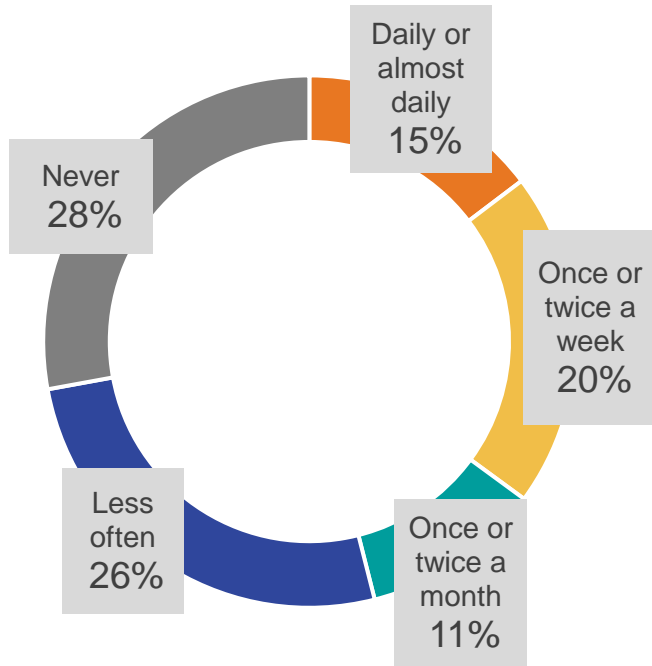
# BICYCLE-RIDING FREQUENCY

Q. How often do you ride a bicycle?

At least once a week

At least once a week

## 28-Country Average

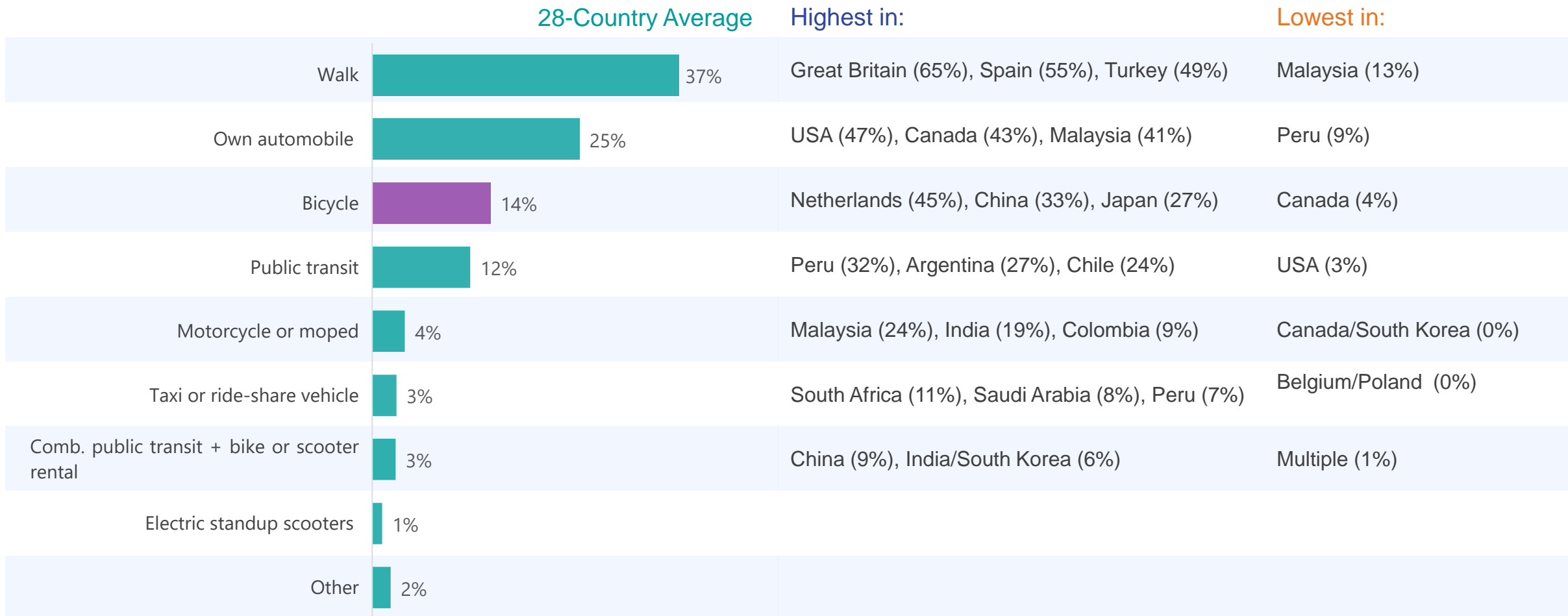


Base: 20,507 online adults across 28 countries

The "Global Country Average" reflects the average result for all the countries and markets where the survey was conducted. It has not been adjusted to the population size of each country or market and is not intended to suggest a total result. The samples in Brazil, Chile, China (mainland), Colombia, India, Malaysia, Mexico, Peru, Saudi Arabia, South Africa, and Turkey are more urban, more educated, and/or more affluent than the general population.

# PRIMARY MODE FOR 2KM/1MI DISTANCE

Q. Which mode of transportation do you use most often for short distances of about 2 kilometers / 1 mile in your neighborhood?

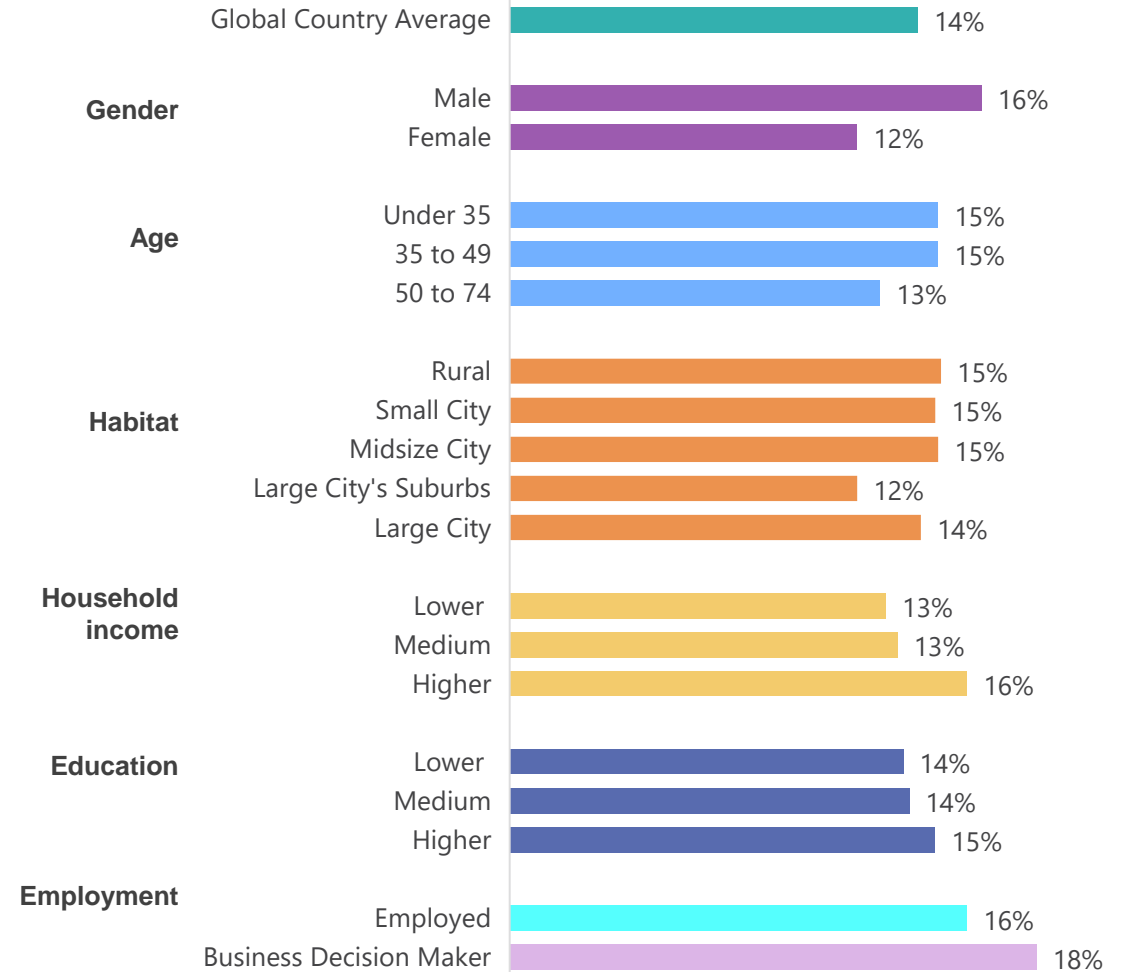
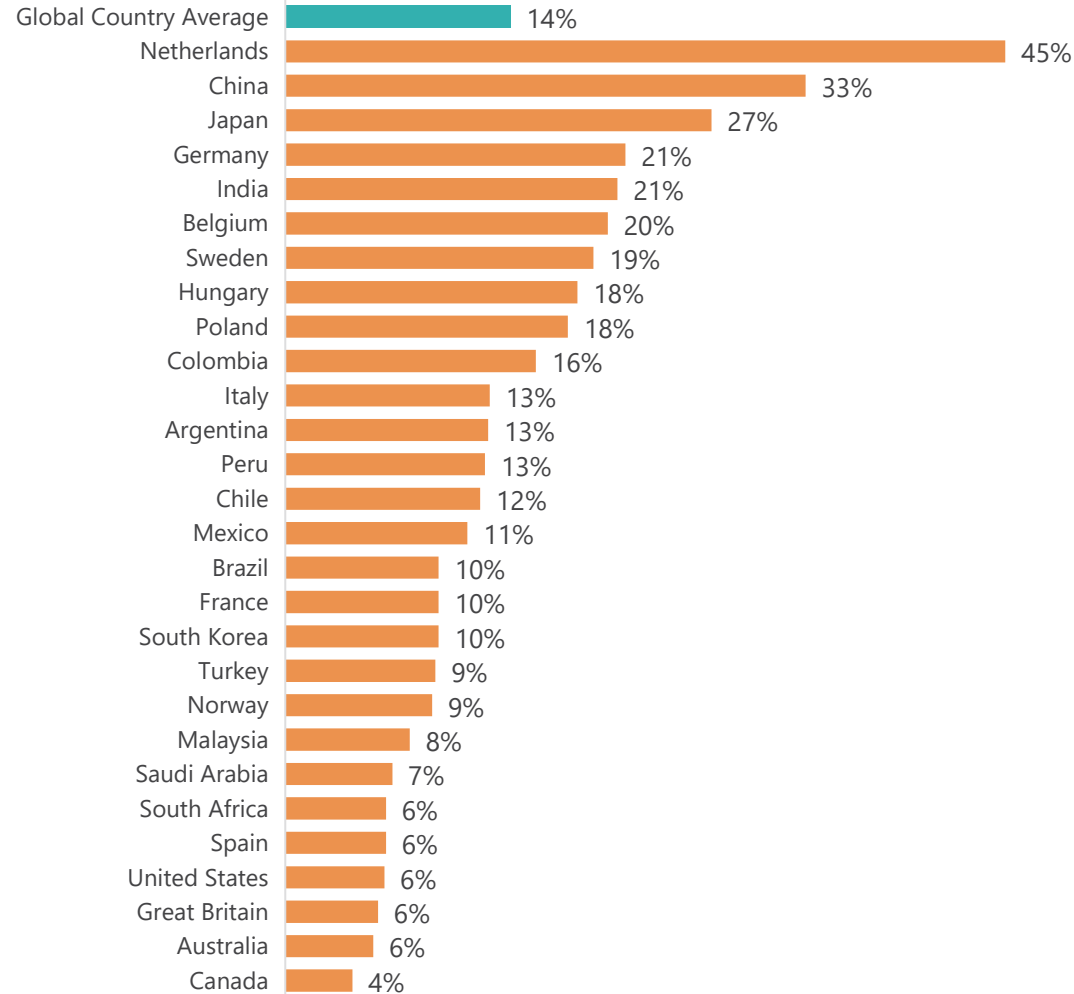


Base: 20, 507 online adults across 28 countries

The "Global Country Average" reflects the average result for all the countries and markets where the survey was conducted. It has not been adjusted to the population size of each country or market and is not intended to suggest a total result. The samples in Brazil, Chile, China (mainland), Colombia, India, Malaysia, Mexico, Peru, Saudi Arabia, South Africa, and Turkey are more urban, more educated, and/or more affluent than the general population.

# BICYCLE AS PRIMARY MODE FOR 2KM/1MI DISTANCE

Q. Which mode of transportation do you use most often for short distances of about 2 kilometers / 1 mile in your neighborhood? % for "Bicycle"



Base: 20, 507 online adults across 28 countries

The "Global Country Average" reflects the average result for all the countries and markets where the survey was conducted. It has not been adjusted to the population size of each country or market and is not intended to suggest a total result. The samples in Brazil, Chile, China (mainland), Colombia, India, Malaysia, Mexico, Peru, Saudi Arabia, South Africa, and Turkey are more urban, more educated, and/or more affluent than the general population.

# PRIMARY MODE FOR 2KM/1MI DISTANCE

Q. Which mode of transportation do you use most often for short distances of about 2 kilometers / 1 mile in your neighborhood?

	Walk	Own automobile	Bicycle	Public transit	Motorcycle or moped	Taxi or ride-share vehicle	Comb. public transit + bike or scooter rental	Electric standup scooter	Other
<b>Global Country Average</b>	<b>37%</b>	<b>25%</b>	<b>14%</b>	<b>12%</b>	<b>4%</b>	<b>3%</b>	<b>3%</b>	<b>1%</b>	<b>2%</b>
Argentina	28%	18%	13%	27%	8%	2%	2%	0%	2%
Australia	36%	40%	6%	7%	2%	3%	2%	1%	4%
Belgium	38%	27%	20%	11%	1%	0%	1%	1%	2%
Brazil	39%	20%	10%	14%	6%	5%	2%	1%	2%
Canada	38%	43%	4%	7%	0%	1%	1%	1%	5%
Chile	28%	23%	12%	24%	2%	5%	2%	1%	2%
China	24%	13%	33%	12%	4%	4%	9%	1%	1%
Colombia	38%	11%	16%	17%	9%	4%	4%	0%	1%
France	47%	27%	10%	8%	2%	1%	2%	2%	3%
Germany	33%	31%	21%	7%	2%	1%	2%	2%	1%
Great Britain	65%	16%	6%	5%	1%	2%	2%	2%	2%
Hungary	38%	23%	18%	11%	1%	1%	5%	1%	1%
India	22%	11%	21%	11%	19%	5%	6%	3%	2%
Italy	42%	29%	13%	6%	3%	1%	2%	2%	2%
Japan	29%	33%	27%	6%	2%	1%	1%	1%	1%
Malaysia	13%	41%	8%	6%	24%	4%	1%	2%	2%
Mexico	36%	16%	11%	22%	5%	6%	2%	0%	1%
Netherlands	26%	20%	45%	3%	2%	1%	1%	0%	2%
Norway	44%	32%	9%	6%	1%	1%	4%	2%	1%
Peru	29%	9%	13%	32%	5%	7%	3%	1%	2%
Poland	35%	23%	18%	16%	1%	0%	3%	2%	2%
Saudi Arabia	30%	31%	7%	6%	3%	8%	6%	3%	7%
South Africa	38%	30%	6%	10%	1%	11%	1%	1%	3%
South Korea	47%	13%	10%	21%	0%	1%	6%	1%	1%
Spain	55%	18%	6%	12%	2%	1%	2%	2%	1%
Sweden	43%	26%	19%	7%	1%	1%	1%	1%	2%
Turkey	49%	18%	9%	13%	1%	2%	5%	1%	1%
United States	34%	47%	6%	3%	1%	1%	1%	1%	6%

Base: 20, 507 online adults across 28 countries  
 The "Global Country Average" reflects the average result for all the countries and markets where the survey was conducted. It has not been adjusted to the population size of each country or market and is not intended to suggest a total result.  
 The samples in Brazil, Chile, China (mainland), Colombia, India, Malaysia, Mexico, Peru, Saudi Arabia, South Africa, and Turkey are more urban, more educated, and/or more affluent than the general population.



# PRIMARY MODE FOR 2KM/1MI DISTANCE

Q. Which mode of transportation do you use most often for short distances of about 2 kilometers / 1 mile in your neighborhood?

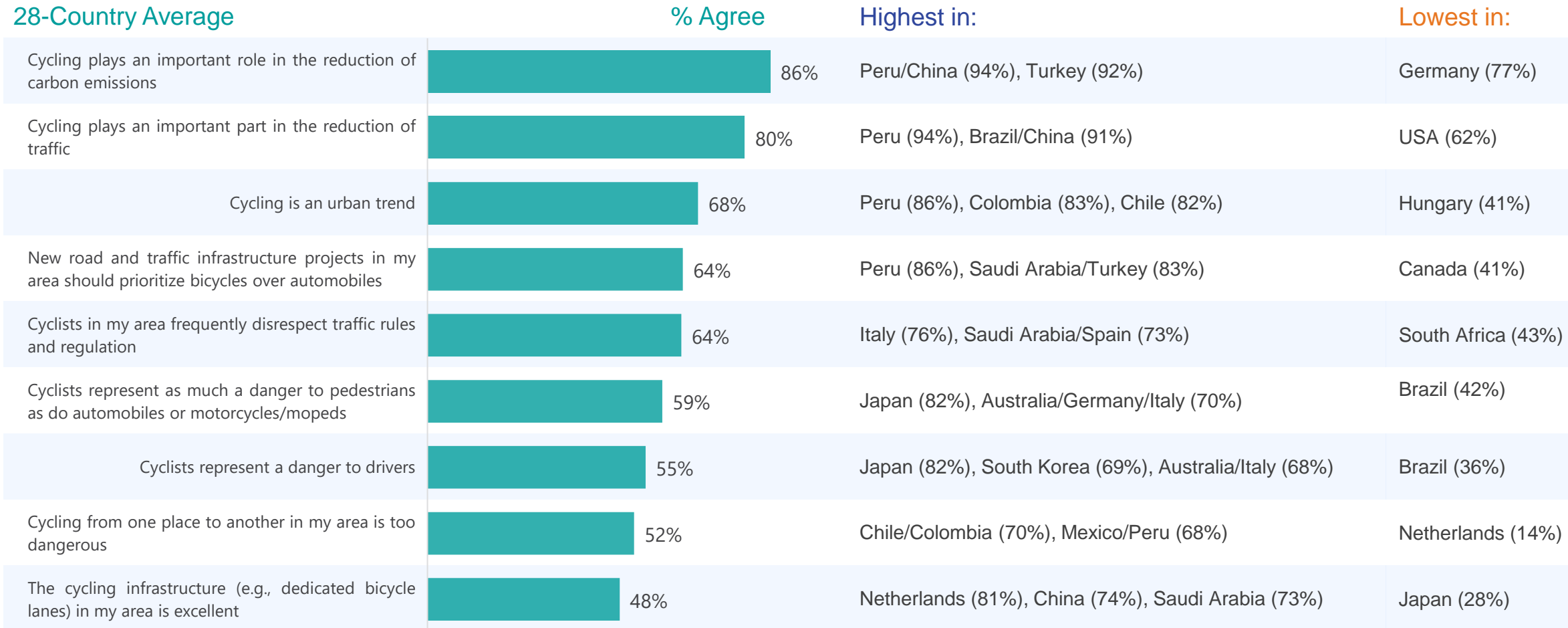
## 28-Country Average

		Walk	Own automobile	Bicycle	Public transit	Motorcycle or moped	Taxi or ride-share vehicle	Comb. public transit + bike or scooter rental	Electric standup scooter	Other
	<b>Global Country Average</b>	37%	25%	14%	12%	4%	3%	3%	1%	2%
<b>Gender</b>	Male	35%	25%	16%	10%	5%	3%	3%	2%	2%
	Female	39%	25%	12%	13%	3%	3%	3%	1%	2%
<b>Age</b>	Under 35	34%	19%	15%	15%	5%	4%	4%	2%	3%
	35 to 49	36%	26%	15%	11%	4%	3%	3%	1%	2%
	50 to 74	40%	30%	13%	9%	2%	2%	1%	0%	2%
<b>Urbanicity</b>	Rural	35%	34%	15%	6%	4%	1%	2%	1%	3%
	Small City	40%	26%	15%	10%	4%	2%	2%	1%	2%
	Midsized City	35%	24%	15%	12%	5%	3%	3%	2%	2%
	Large City's Suburbs	35%	28%	12%	11%	4%	3%	3%	1%	3%
	Large City	38%	19%	14%	16%	3%	4%	4%	1%	2%
<b>Household income</b>	Low	36%	19%	13%	16%	5%	4%	3%	1%	4%
	Medium	36%	25%	13%	12%	4%	4%	3%	2%	2%
	High	36%	28%	16%	9%	3%	2%	3%	1%	2%
<b>Education</b>	Low	34%	27%	14%	12%	4%	3%	1%	1%	4%
	Medium	37%	24%	14%	13%	3%	3%	3%	1%	2%
	High	38%	25%	15%	10%	4%	3%	4%	1%	1%
<b>Occupation</b>	Employed	34%	26%	16%	11%	5%	3%	3%	1%	2%
	Bus. Decision Maker	26%	25%	18%	9%	6%	5%	6%	3%	2%

Base: 20, 507 online adults across 28 countries  
 The "Global Country Average" reflects the average result for all the countries and markets where the survey was conducted. It has not been adjusted to the population size of each country or market and is not intended to suggest a total result.  
 The samples in Brazil, Chile, China (mainland), Colombia, India, Malaysia, Mexico, Peru, Saudi Arabia, South Africa, and Turkey are more urban, more educated, and/or more affluent than the general population.

# OPINIONS ABOUT CYCLING

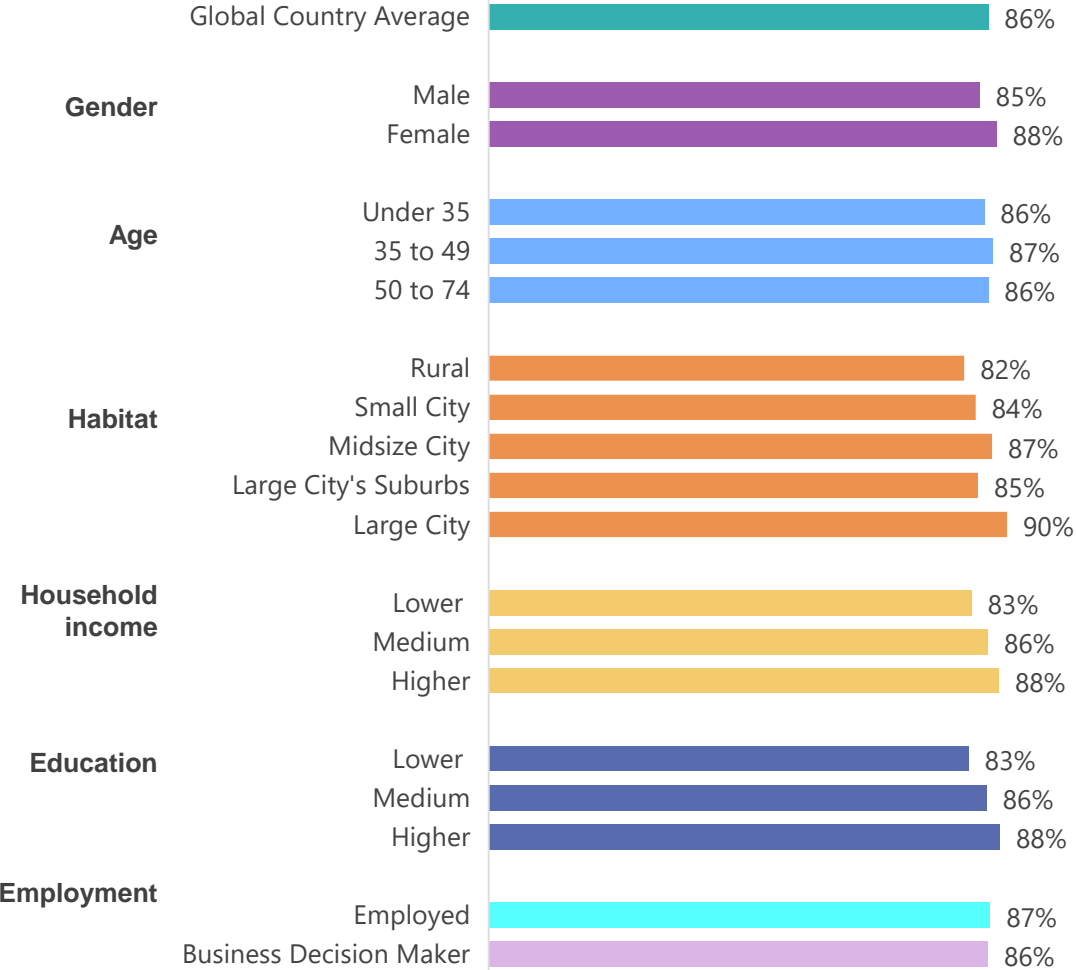
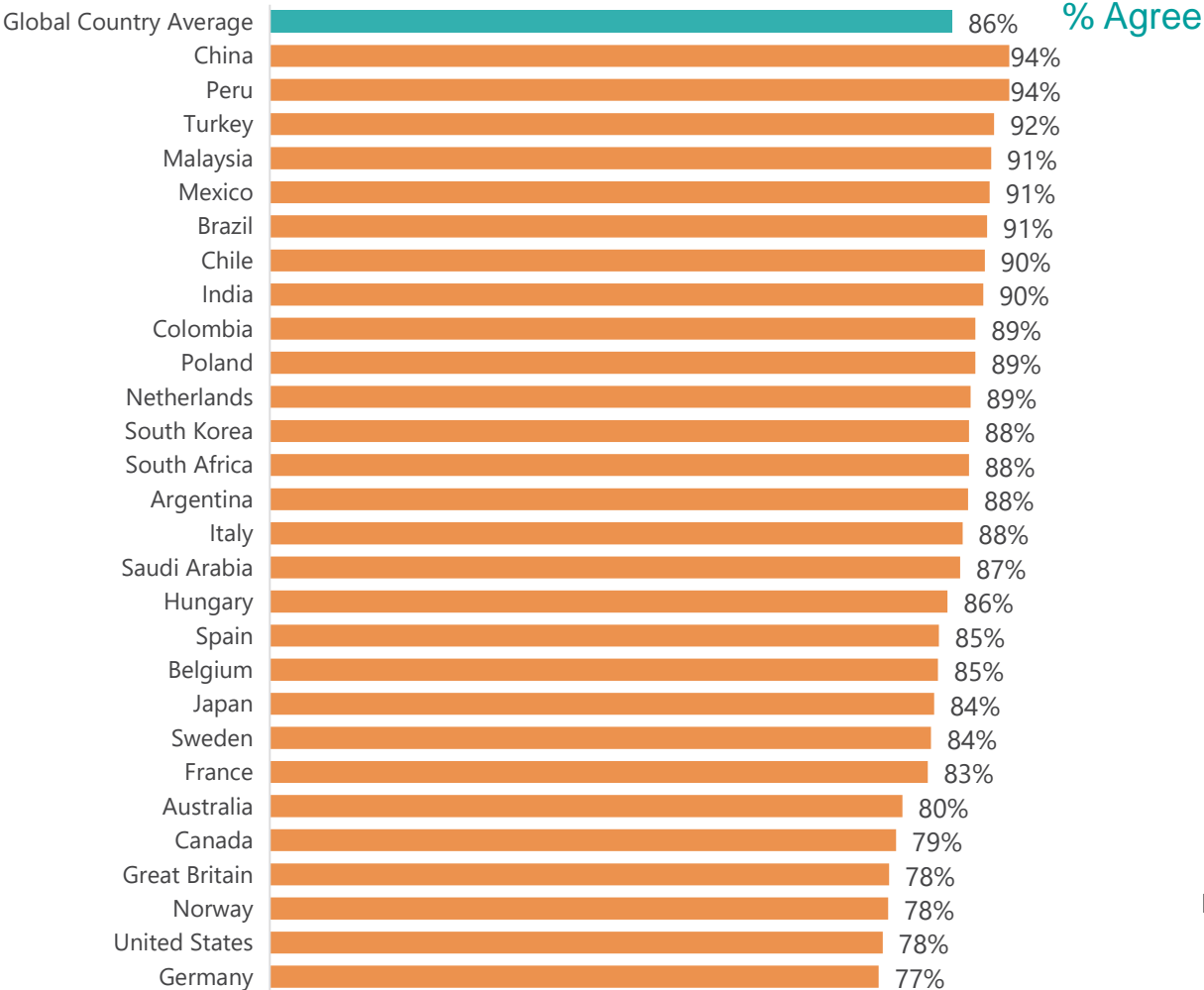
Q. Please indicate how much you agree or disagree with the following statements



Base: 20, 507 online adults across 28 countries

The "Global Country Average" reflects the average result for all the countries and markets where the survey was conducted. It has not been adjusted to the population size of each country or market and is not intended to suggest a total result. The samples in Brazil, Chile, China (mainland), Colombia, India, Malaysia, Mexico, Peru, Saudi Arabia, South Africa, and Turkey are more urban, more educated, and/or more affluent than the general population.

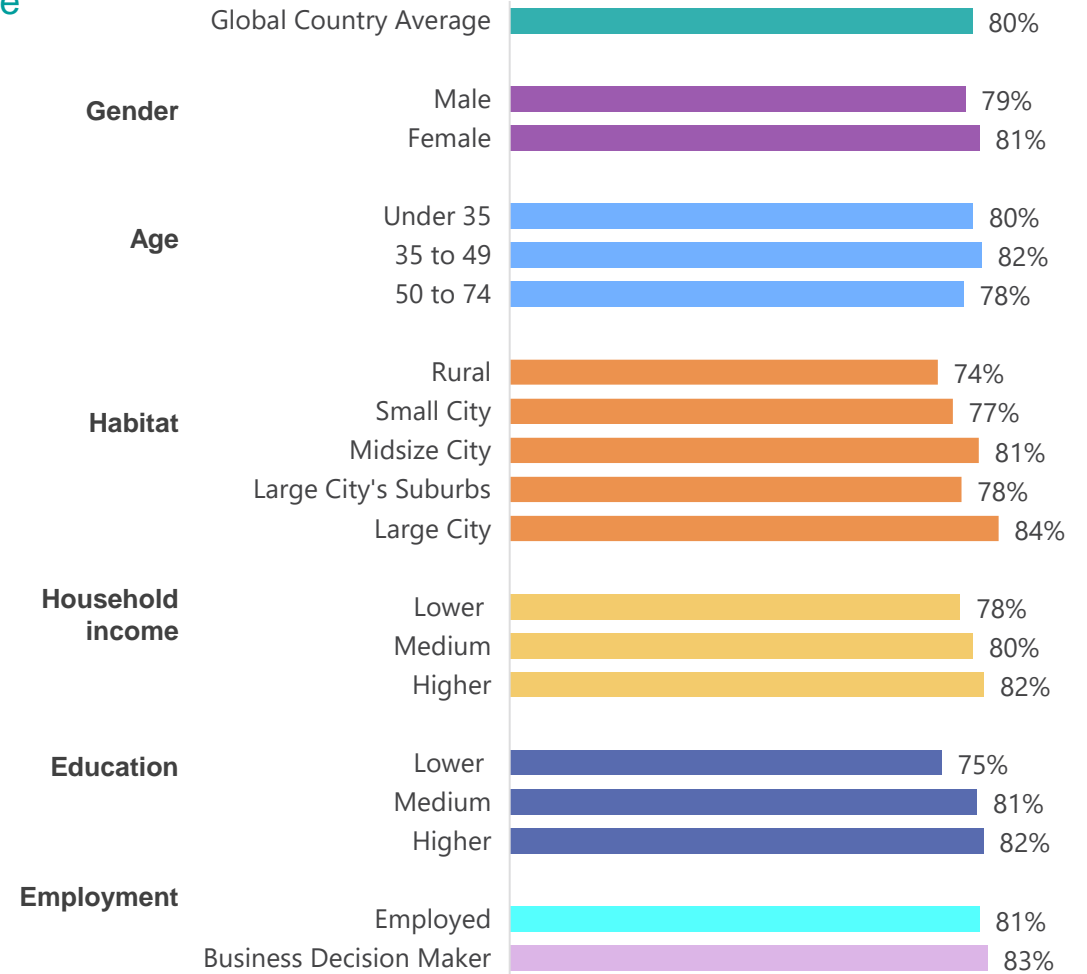
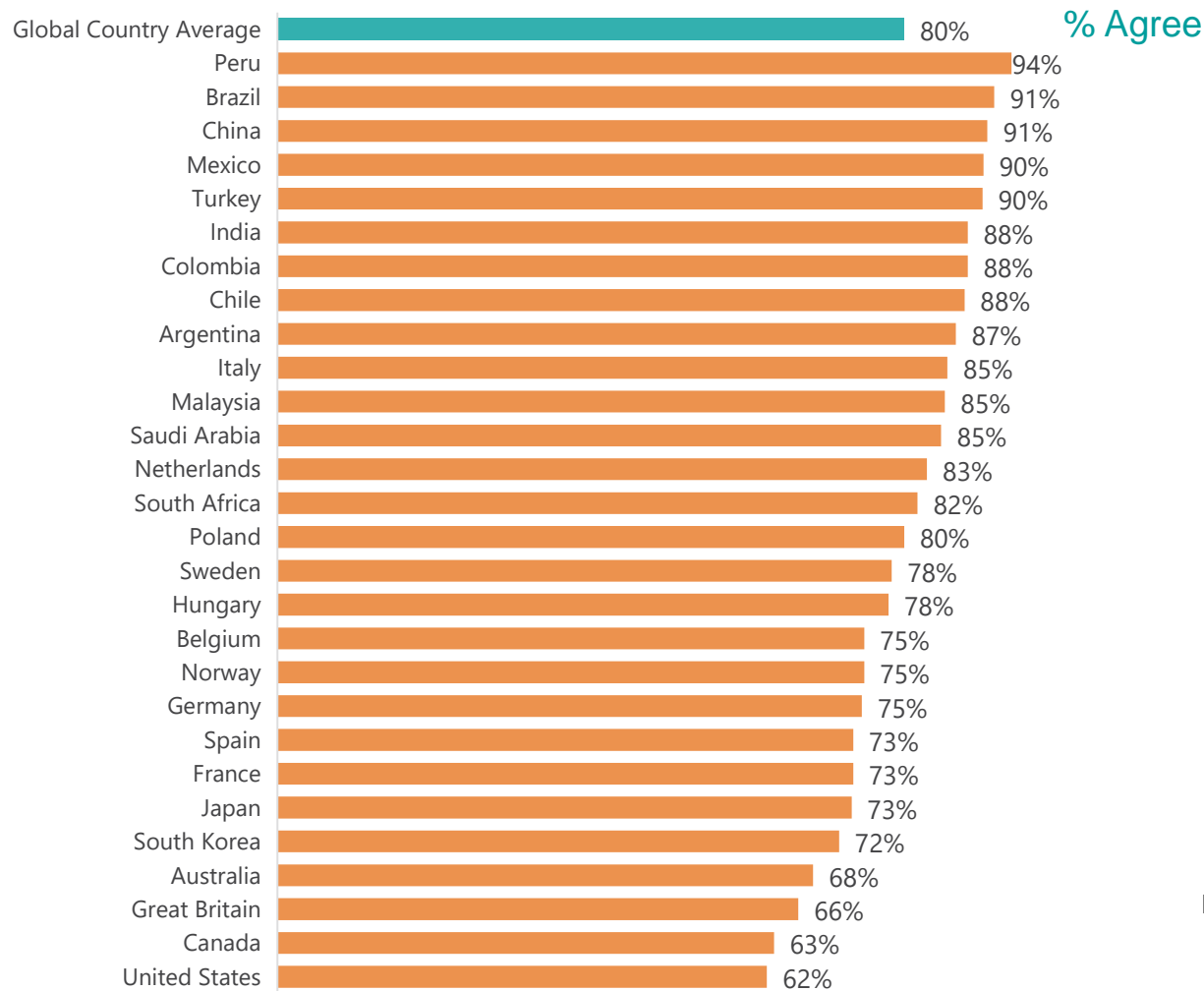
# “CYCLING PLAYS AN IMPORTANT ROLE IN THE REDUCTION OF CARBON EMISSIONS”



Base: 20, 507 online adults across 28 countries  
 The "Global Country Average" reflects the average result for all the countries and markets where the survey was conducted. It has not been adjusted to the population size of each country or market and is not intended to suggest a total result.  
 The samples in Brazil, Chile, China (mainland), Colombia, India, Malaysia, Mexico, Peru, Saudi Arabia, South Africa, and Turkey are more urban, more educated, and/or more affluent than the general population.



# “CYCLING PLAYS AN IMPORTANT PART IN THE REDUCTION OF TRAFFIC”



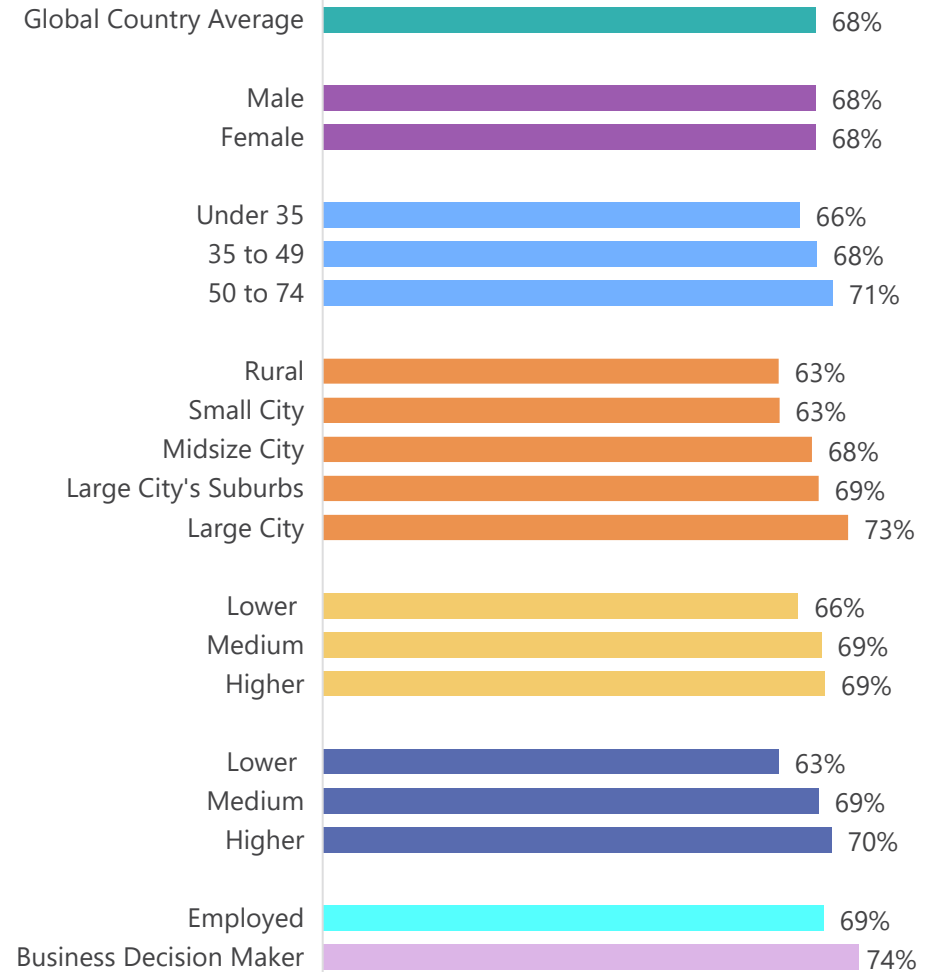
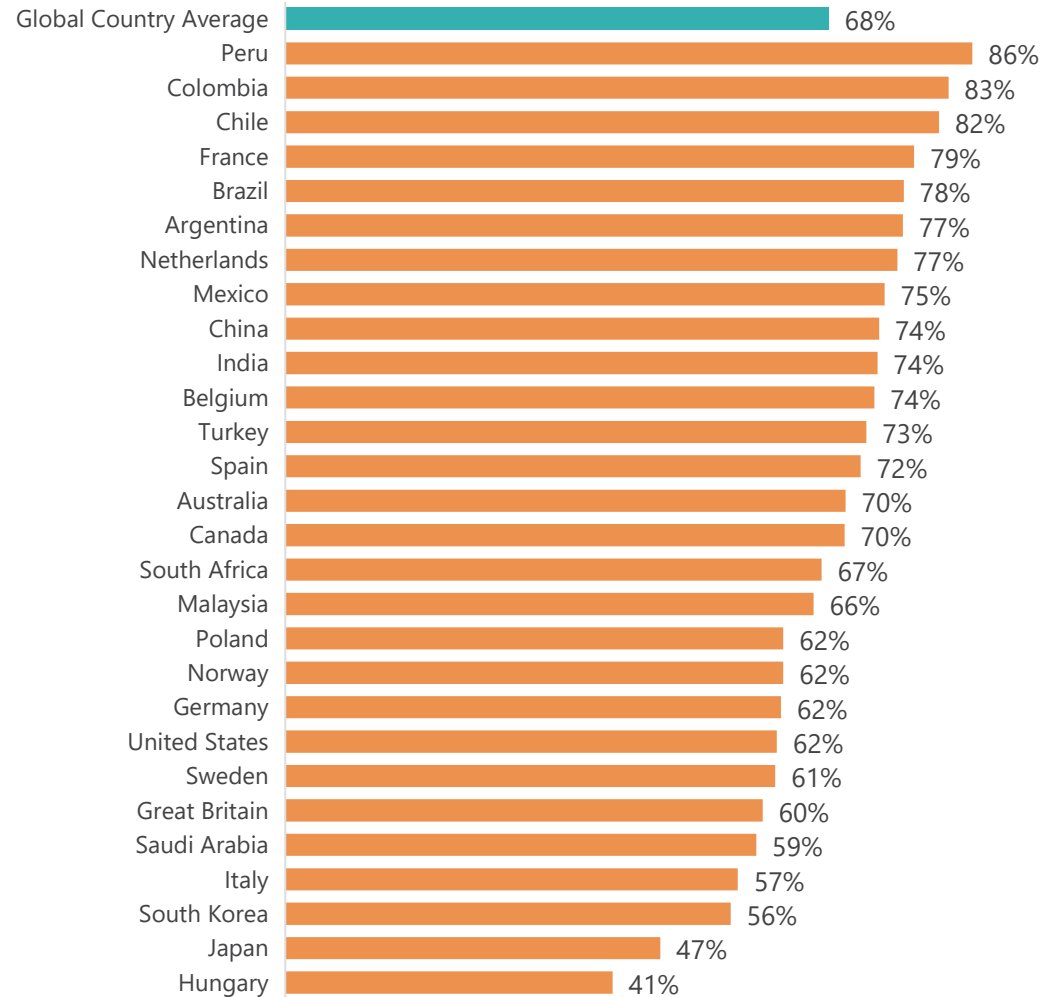
Base: 20, 507 online adults across 28 countries

The "Global Country Average" reflects the average result for all the countries and markets where the survey was conducted. It has not been adjusted to the population size of each country or market and is not intended to suggest a total result. The samples in Brazil, Chile, China (mainland), Colombia, India, Malaysia, Mexico, Peru, Saudi Arabia, South Africa, and Turkey are more urban, more educated, and/or more affluent than the general population.



# “CYCLING IS AN URBAN TREND”

% Agree



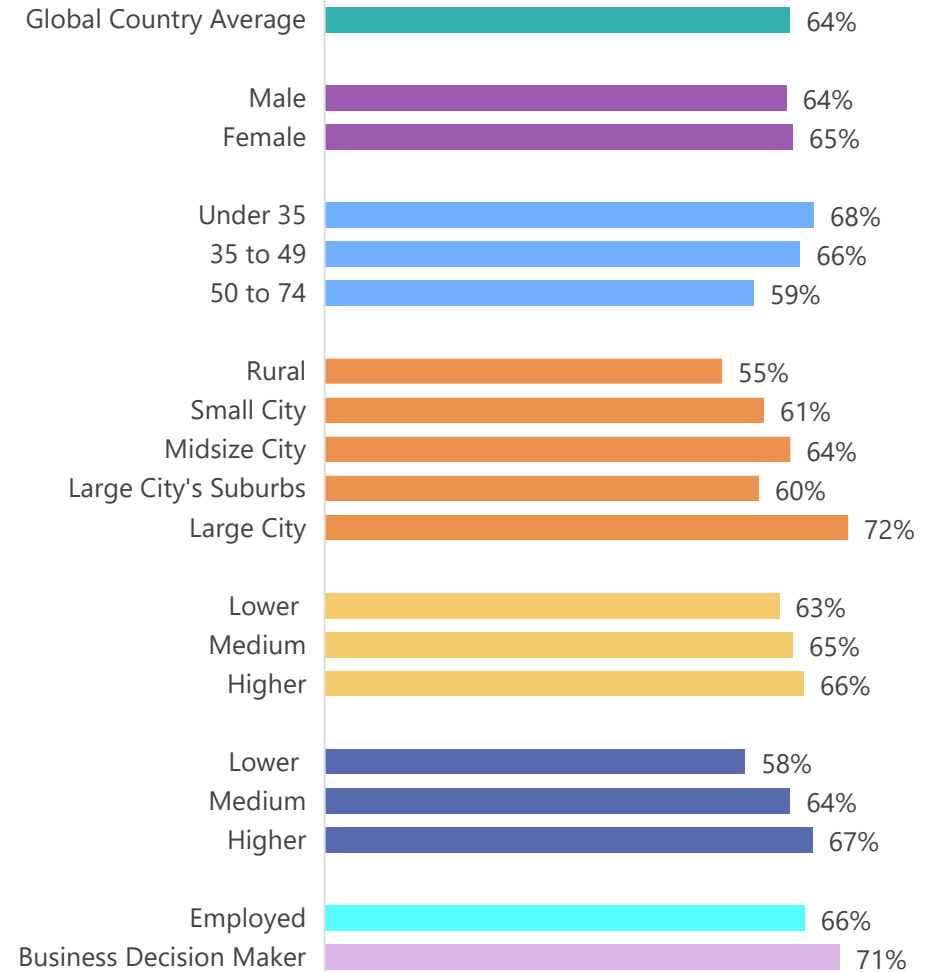
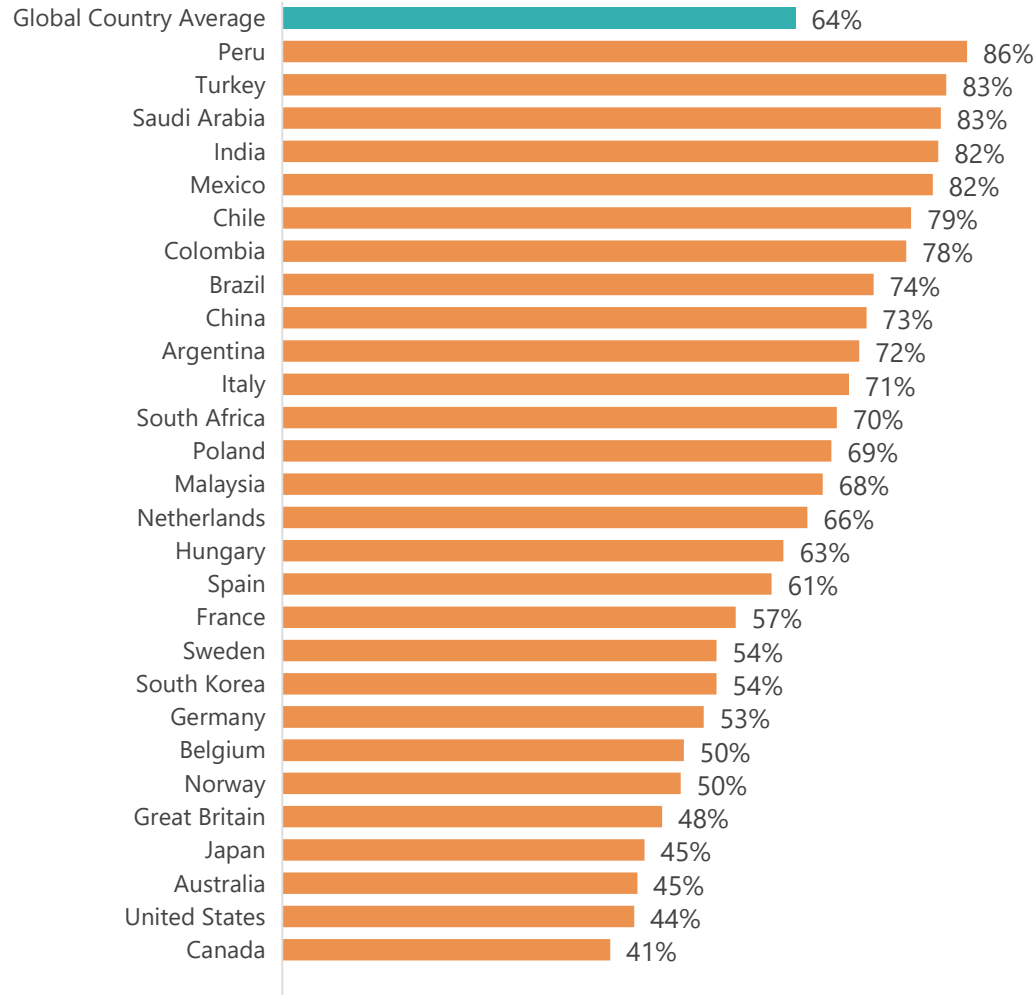
Base: 20,507 online adults across 28 countries

The "Global Country Average" reflects the average result for all the countries and markets where the survey was conducted. It has not been adjusted to the population size of each country or market and is not intended to suggest a total result. The samples in Brazil, Chile, China (mainland), Colombia, India, Malaysia, Mexico, Peru, Saudi Arabia, South Africa, and Turkey are more urban, more educated, and/or more affluent than the general population.



# “NEW ROAD AND TRAFFIC INFRASTRUCTURE PROJECTS IN MY AREA SHOULD PRIORITIZE BICYCLES OVER AUTOMOBILES”

% Agree

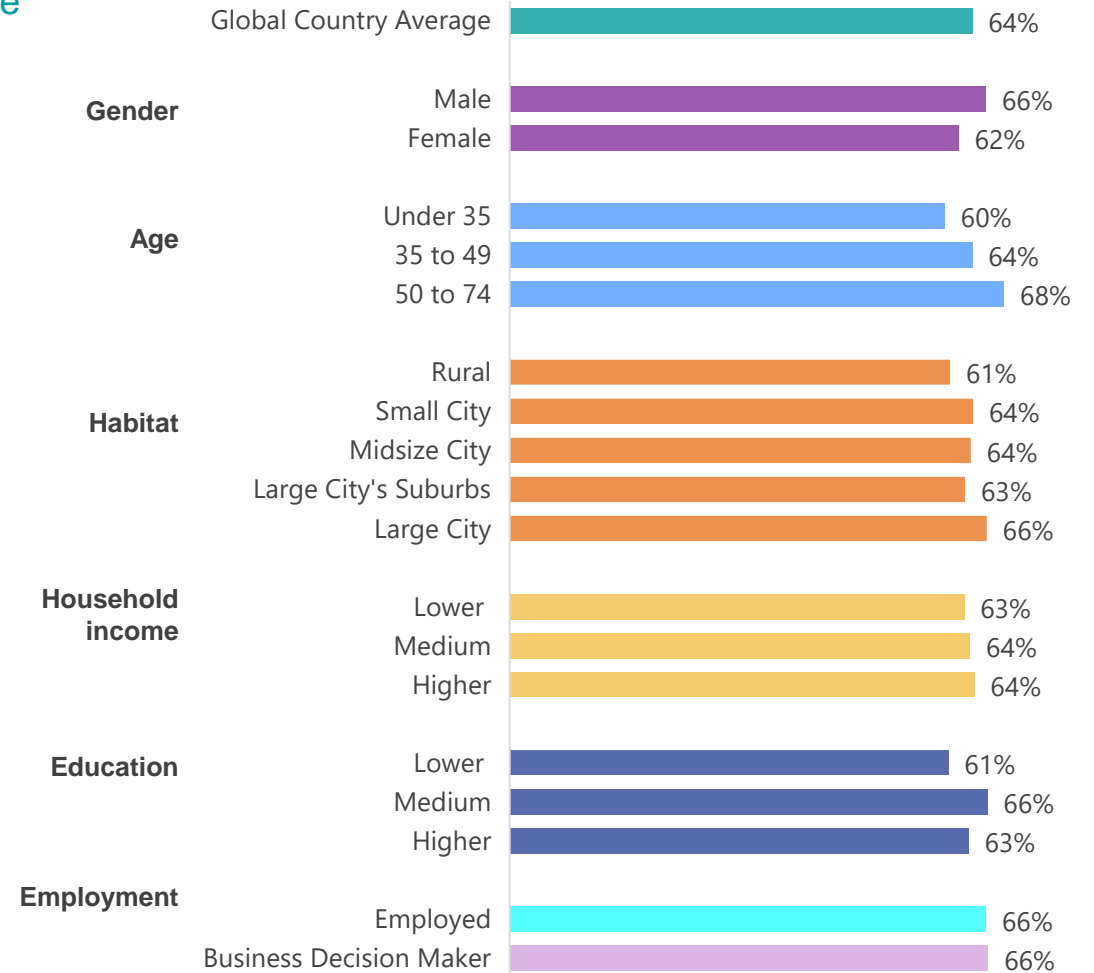
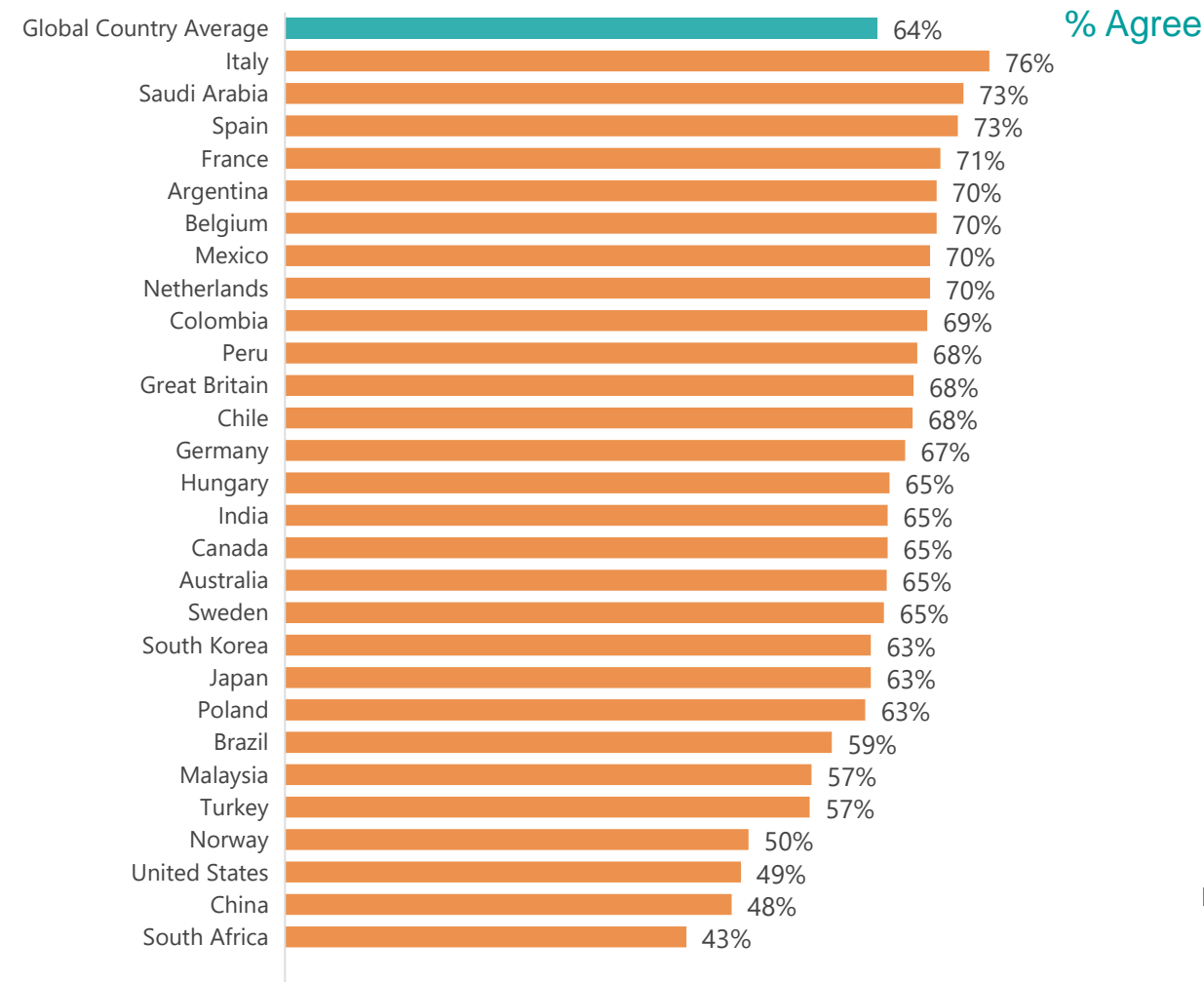


Base: 20, 507 online adults across 28 countries

The "Global Country Average" reflects the average result for all the countries and markets where the survey was conducted. It has not been adjusted to the population size of each country or market and is not intended to suggest a total result. The samples in Brazil, Chile, China (mainland), Colombia, India, Malaysia, Mexico, Peru, Saudi Arabia, South Africa, and Turkey are more urban, more educated, and/or more affluent than the general population.



# “CYCLISTS IN MY AREA FREQUENTLY DISRESPECT TRAFFIC RULES AND REGULATION”



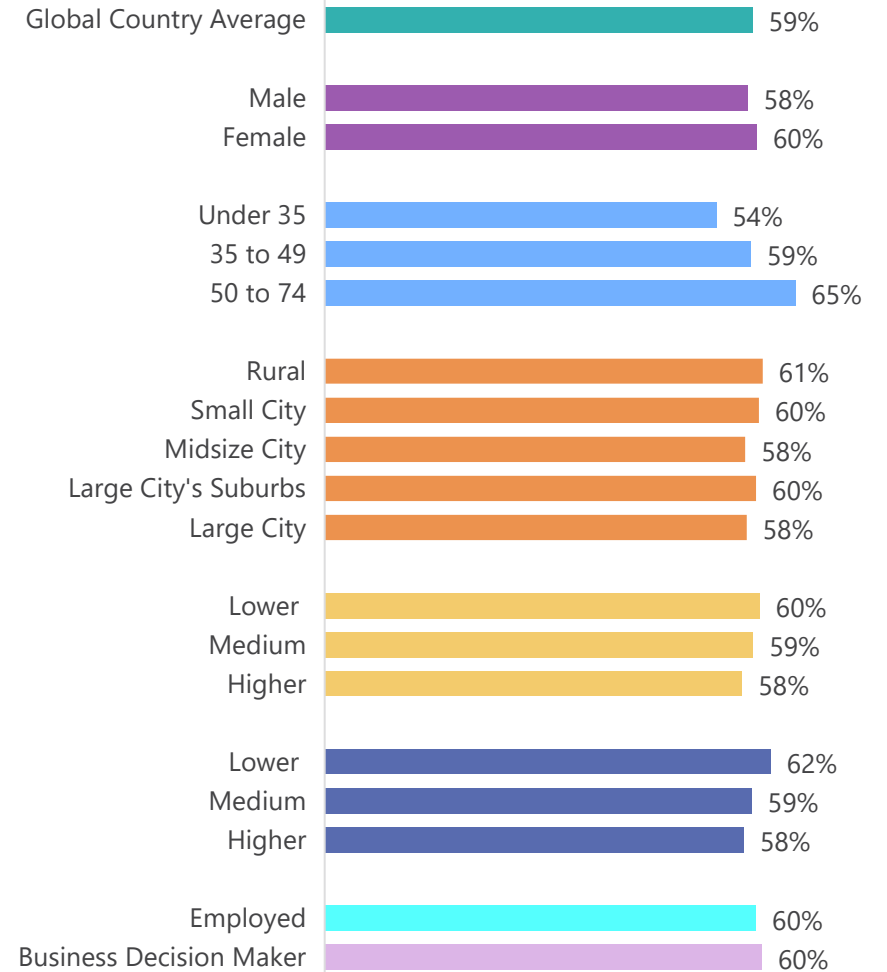
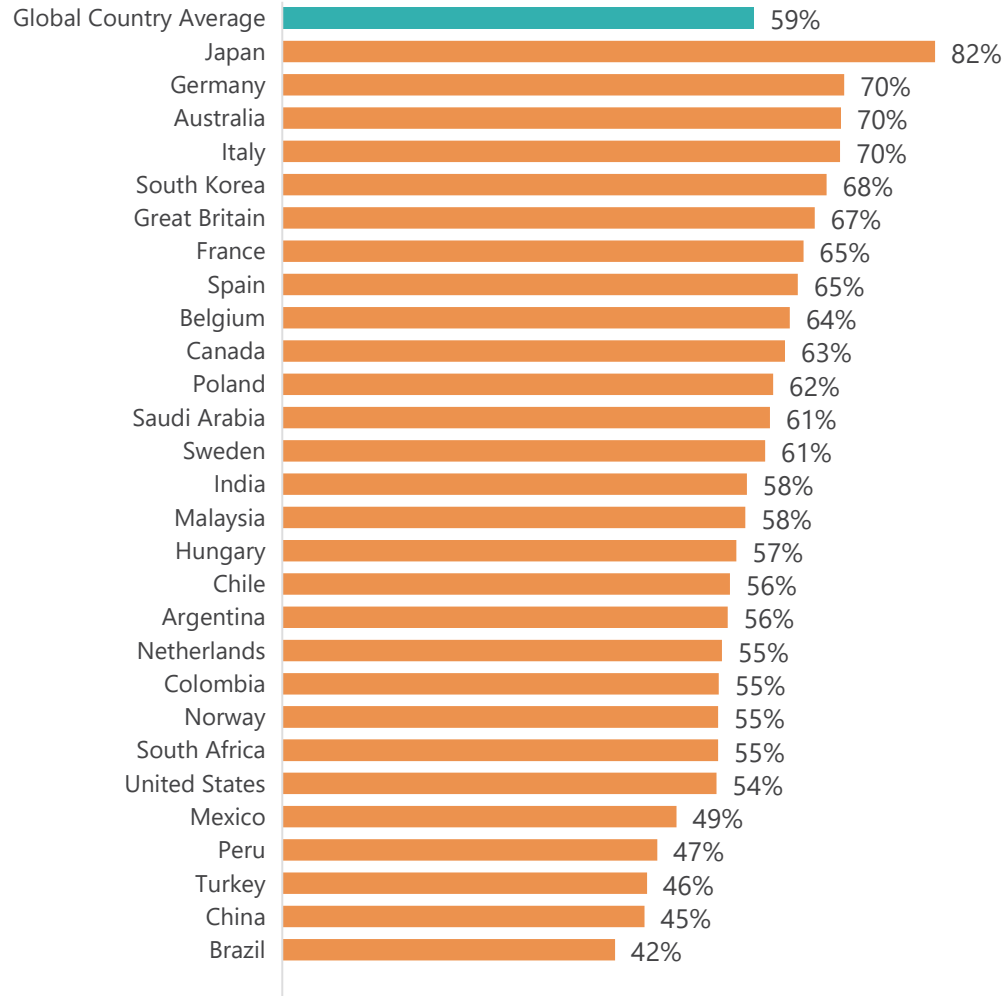
Base: 20, 507 online adults across 28 countries

The "Global Country Average" reflects the average result for all the countries and markets where the survey was conducted. It has not been adjusted to the population size of each country or market and is not intended to suggest a total result. The samples in Brazil, Chile, China (mainland), Colombia, India, Malaysia, Mexico, Peru, Saudi Arabia, South Africa, and Turkey are more urban, more educated, and/or more affluent than the general population.



# “CYCLISTS REPRESENT AS MUCH A DANGER TO PEDESTRIANS AS DO AUTOMOBILES OR MOTORCYCLES/MOPEDS”

% Agree



Base: 20, 507 online adults across 28 countries

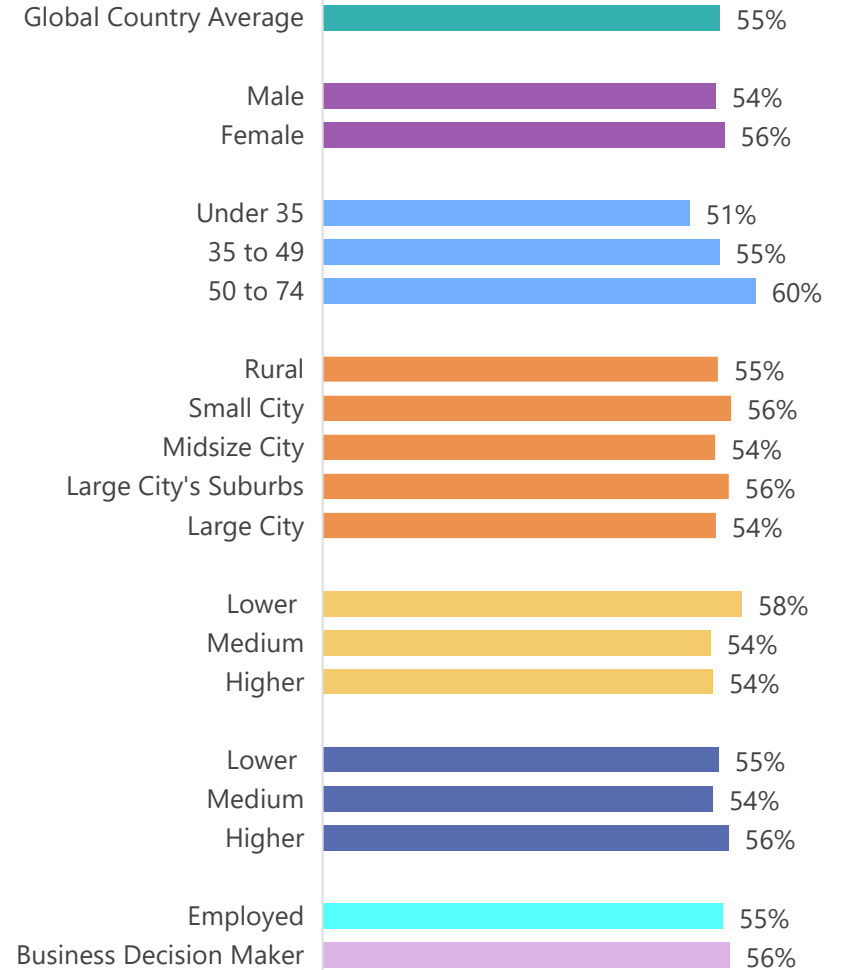
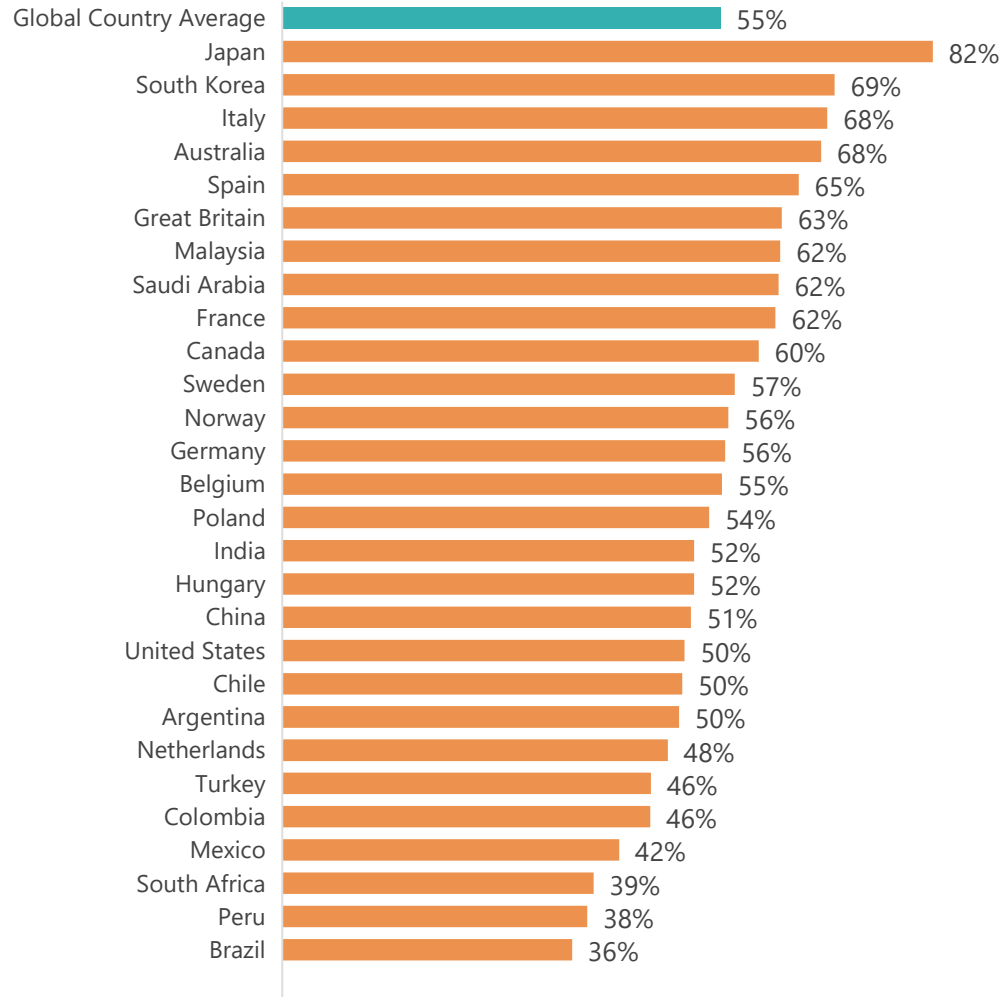
The "Global Country Average" reflects the average result for all the countries and markets where the survey was conducted. It has not been adjusted to the population size of each country or market and is not intended to suggest a total result. The samples in Brazil, Chile, China (mainland), Colombia, India, Malaysia, Mexico, Peru, Saudi Arabia, South Africa, and Turkey are more urban, more educated, and/or more affluent than the general population.





# “CYCLISTS REPRESENT A DANGER TO DRIVERS”

% Agree

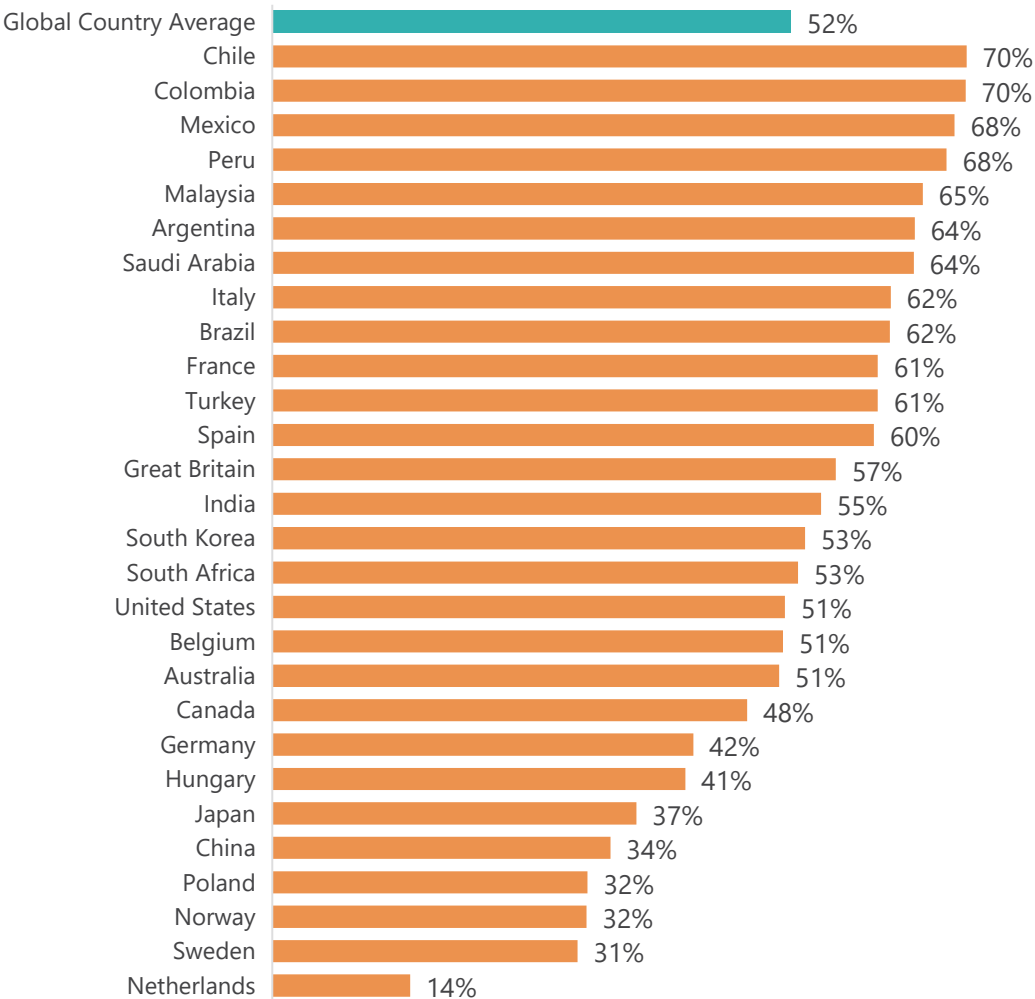


Base: 20, 507 online adults across 28 countries

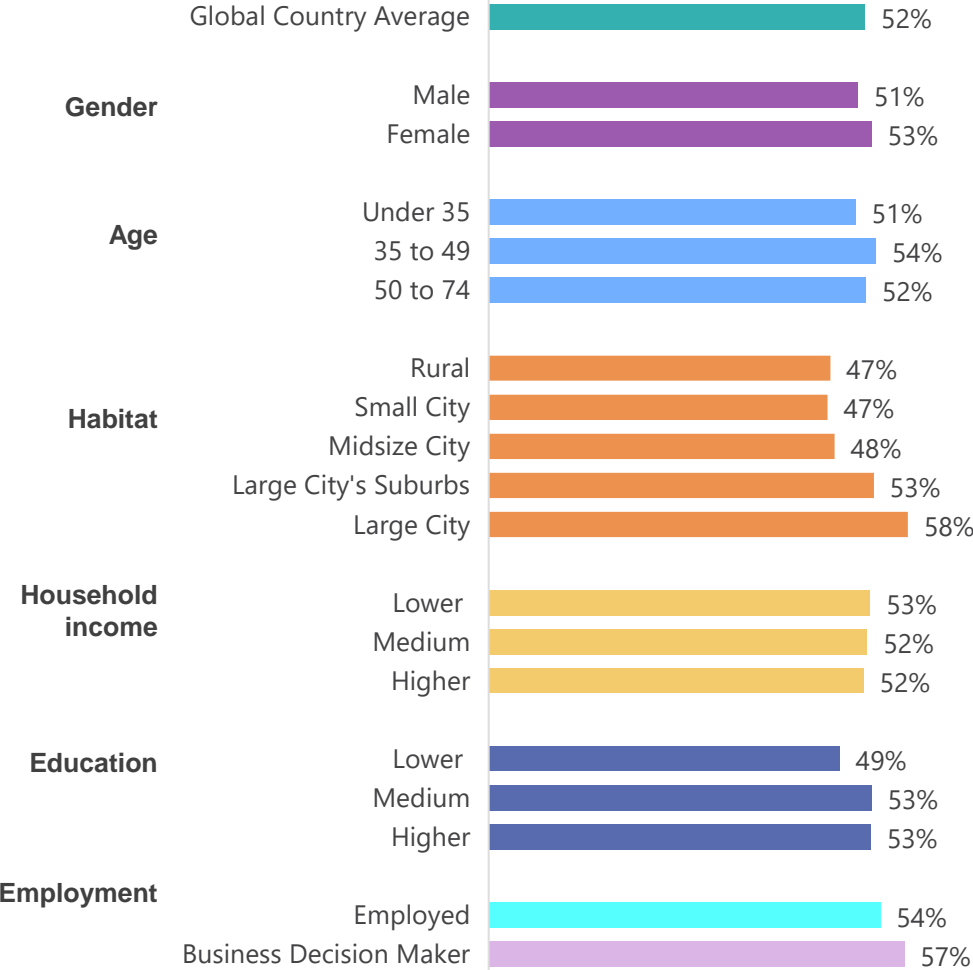
The "Global Country Average" reflects the average result for all the countries and markets where the survey was conducted. It has not been adjusted to the population size of each country or market and is not intended to suggest a total result. The samples in Brazil, Chile, China (mainland), Colombia, India, Malaysia, Mexico, Peru, Saudi Arabia, South Africa, and Turkey are more urban, more educated, and/or more affluent than the general population.



# “CYCLING FROM ONE PLACE TO ANOTHER IN MY AREA IS TOO DANGEROUS”



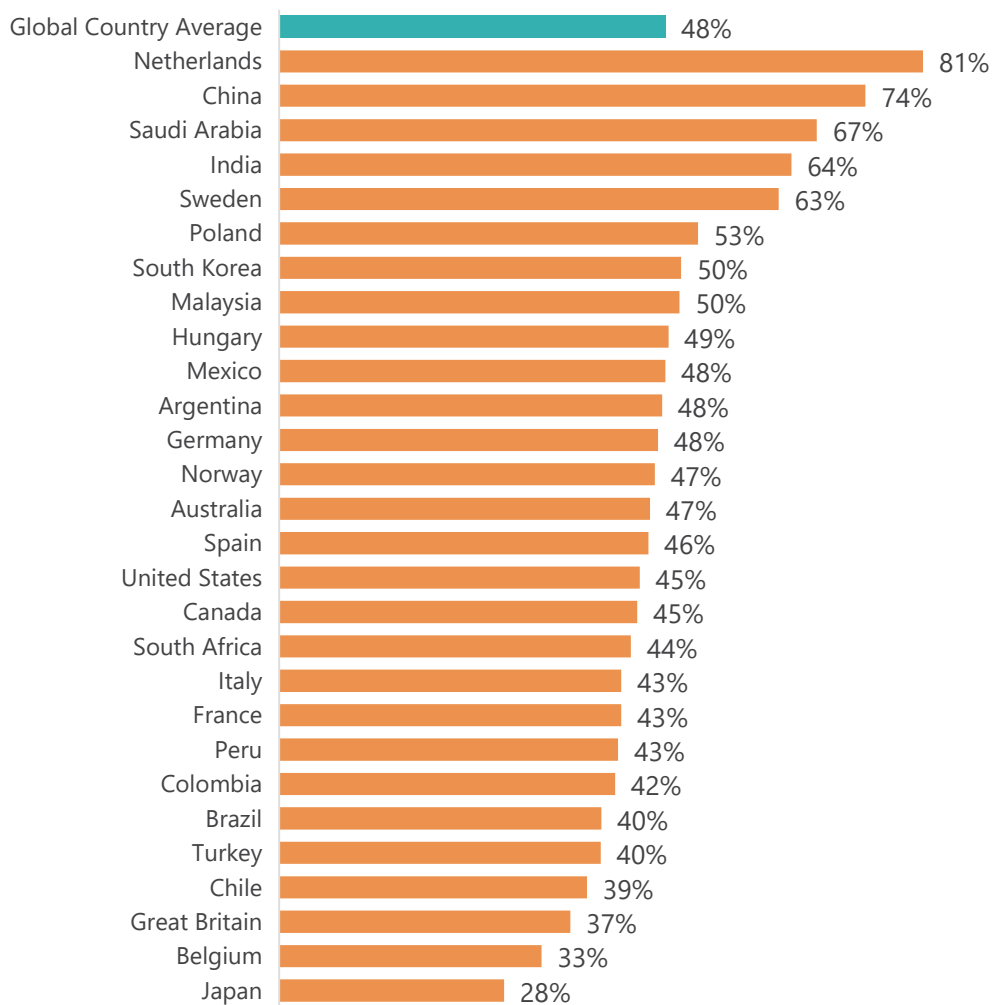
% Agree



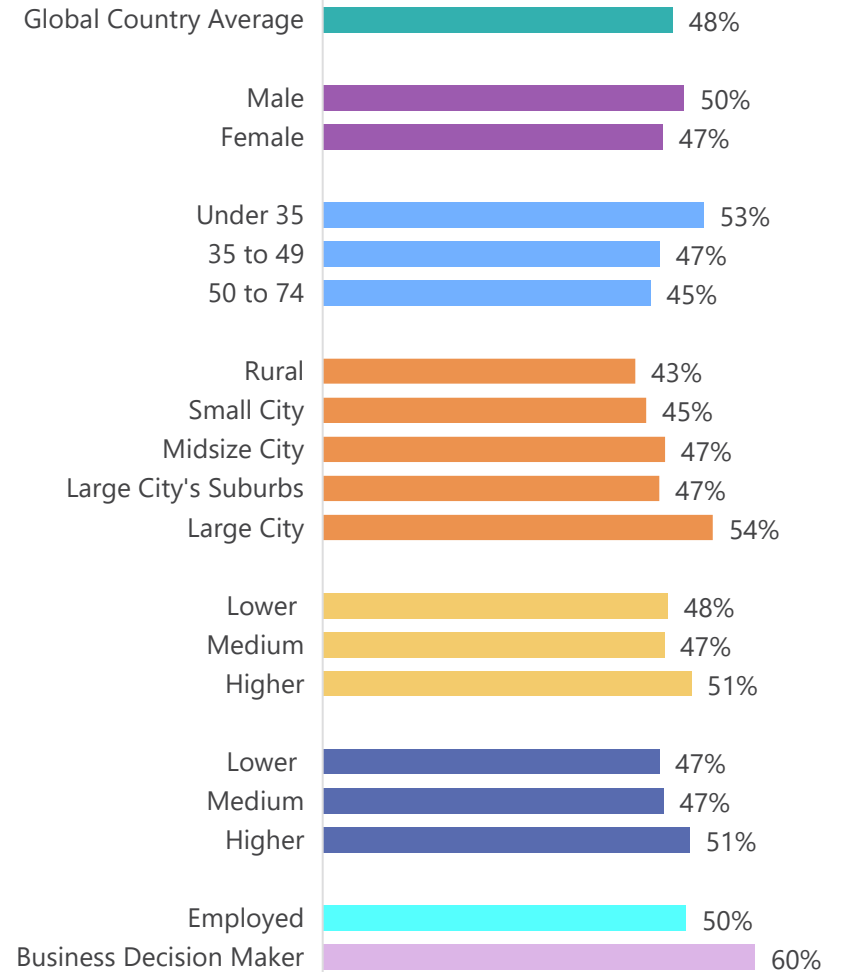
Base: 20, 507 online adults across 28 countries  
 The "Global Country Average" reflects the average result for all the countries and markets where the survey was conducted. It has not been adjusted to the population size of each country or market and is not intended to suggest a total result.  
 The samples in Brazil, Chile, China (mainland), Colombia, India, Malaysia, Mexico, Peru, Saudi Arabia, South Africa, and Turkey are more urban, more educated, and/or more affluent than the general population.



# “THE CYCLING INFRASTRUCTURE (E.G., DEDICATED BICYCLE LANES) IN MY AREA IS EXCELLENT”



% Agree



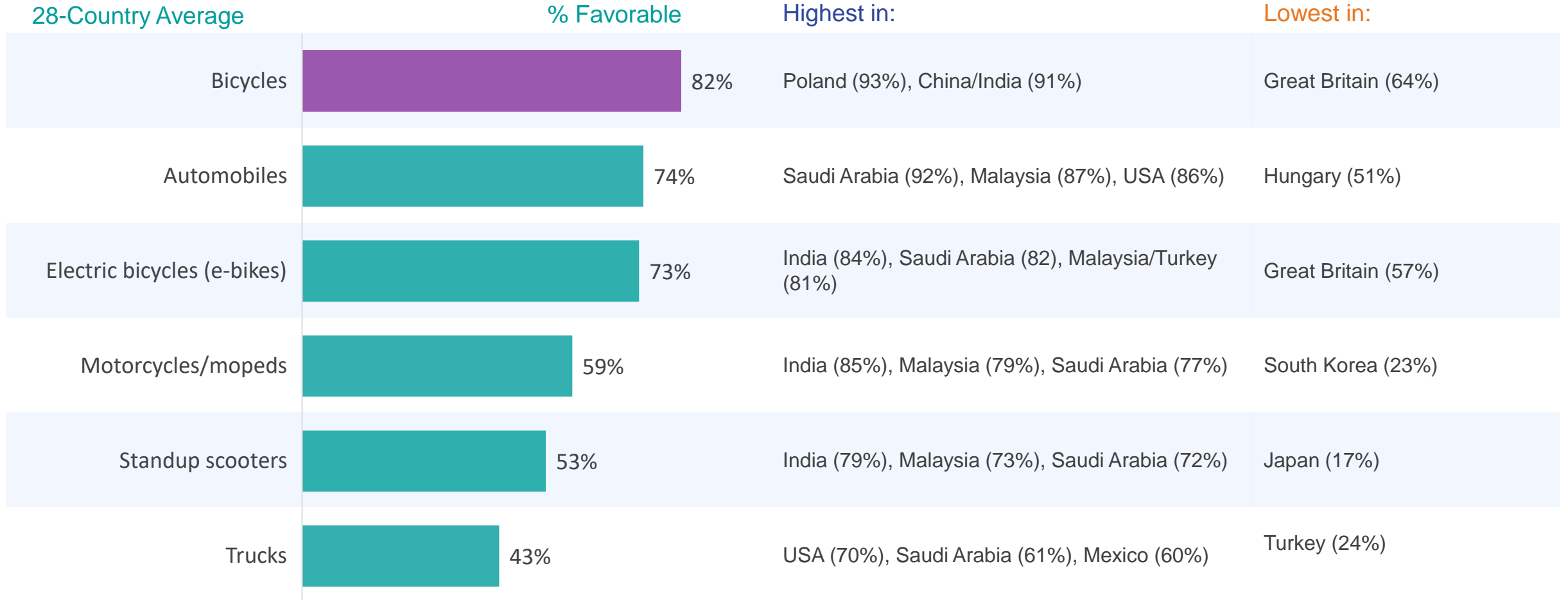
Base: 20,507 online adults across 28 countries

The "Global Country Average" reflects the average result for all the countries and markets where the survey was conducted. It has not been adjusted to the population size of each country or market and is not intended to suggest a total result. The samples in Brazil, Chile, China (mainland), Colombia, India, Malaysia, Mexico, Peru, Saudi Arabia, South Africa, and Turkey are more urban, more educated, and/or more affluent than the general population.



# FAVORABILITY TOWARD TRANSPORTATION MODES

Q. Generally speaking, do you have a favorable or unfavorable opinion of the way the following methods of transportation are used in your community

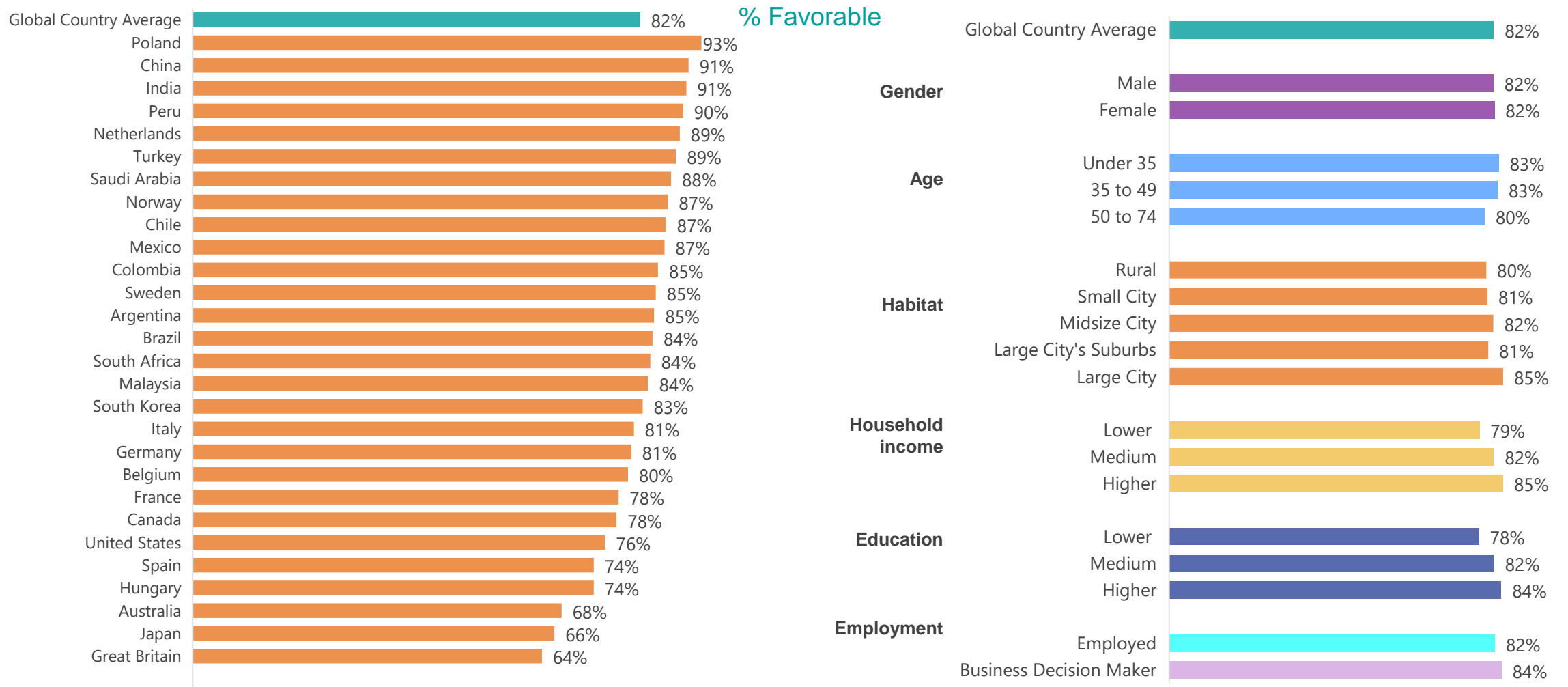


Base: 20, 507 online adults across 28 countries

The "Global Country Average" reflects the average result for all the countries and markets where the survey was conducted. It has not been adjusted to the population size of each country or market and is not intended to suggest a total result. The samples in Brazil, Chile, China (mainland), Colombia, India, Malaysia, Mexico, Peru, Saudi Arabia, South Africa, and Turkey are more urban, more educated, and/or more affluent than the general population.

# FAVORABILITY TOWARD BICYCLES

Q. Generally speaking, do you have a favorable or unfavorable opinion of the way the following methods of transportation are used in your community

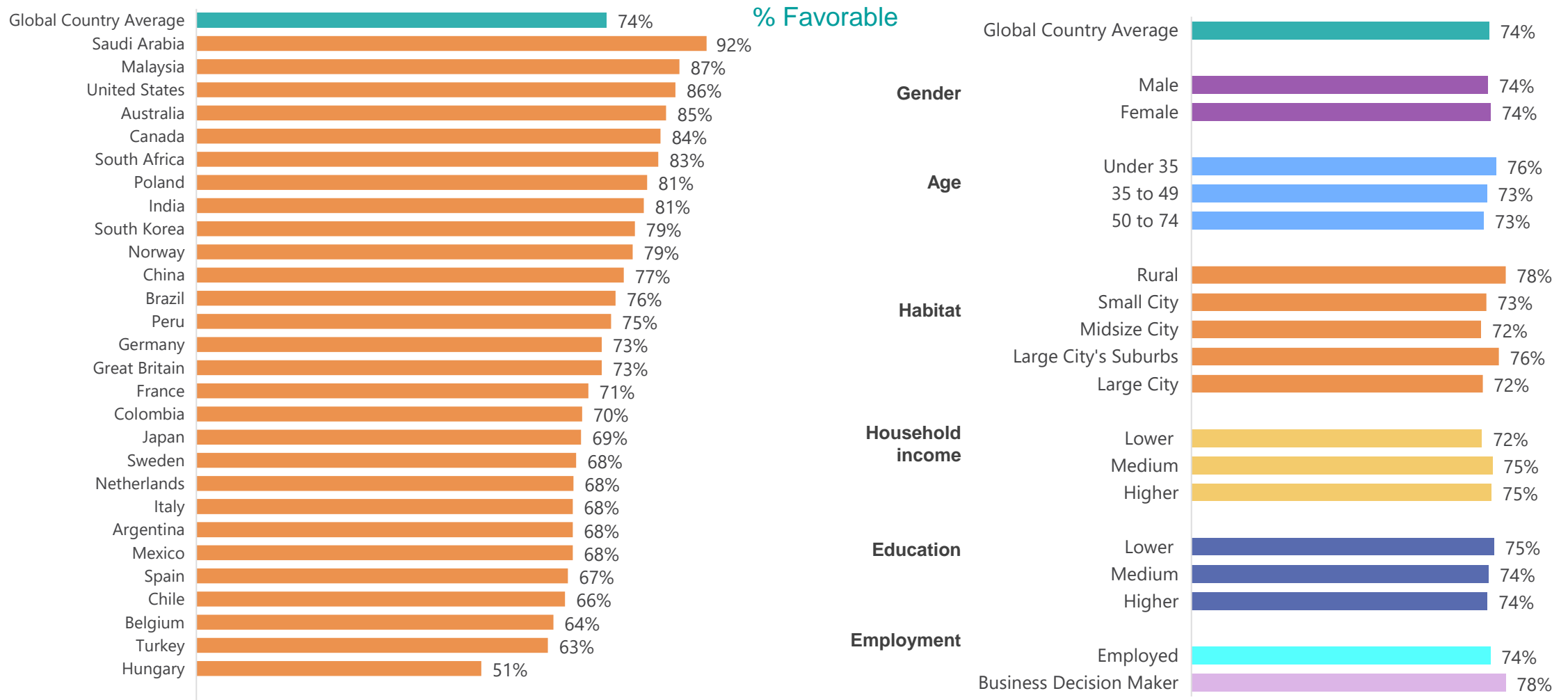


Base: 20, 507 online adults across 28 countries

The "Global Country Average" reflects the average result for all the countries and markets where the survey was conducted. It has not been adjusted to the population size of each country or market and is not intended to suggest a total result. The samples in Brazil, Chile, China (mainland), Colombia, India, Malaysia, Mexico, Peru, Saudi Arabia, South Africa, and Turkey are more urban, more educated, and/or more affluent than the general population.

# FAVORABILITY TOWARD AUTOMOBILES

Q. Generally speaking, do you have a favorable or unfavorable opinion of the way the following methods of transportation are used in your community

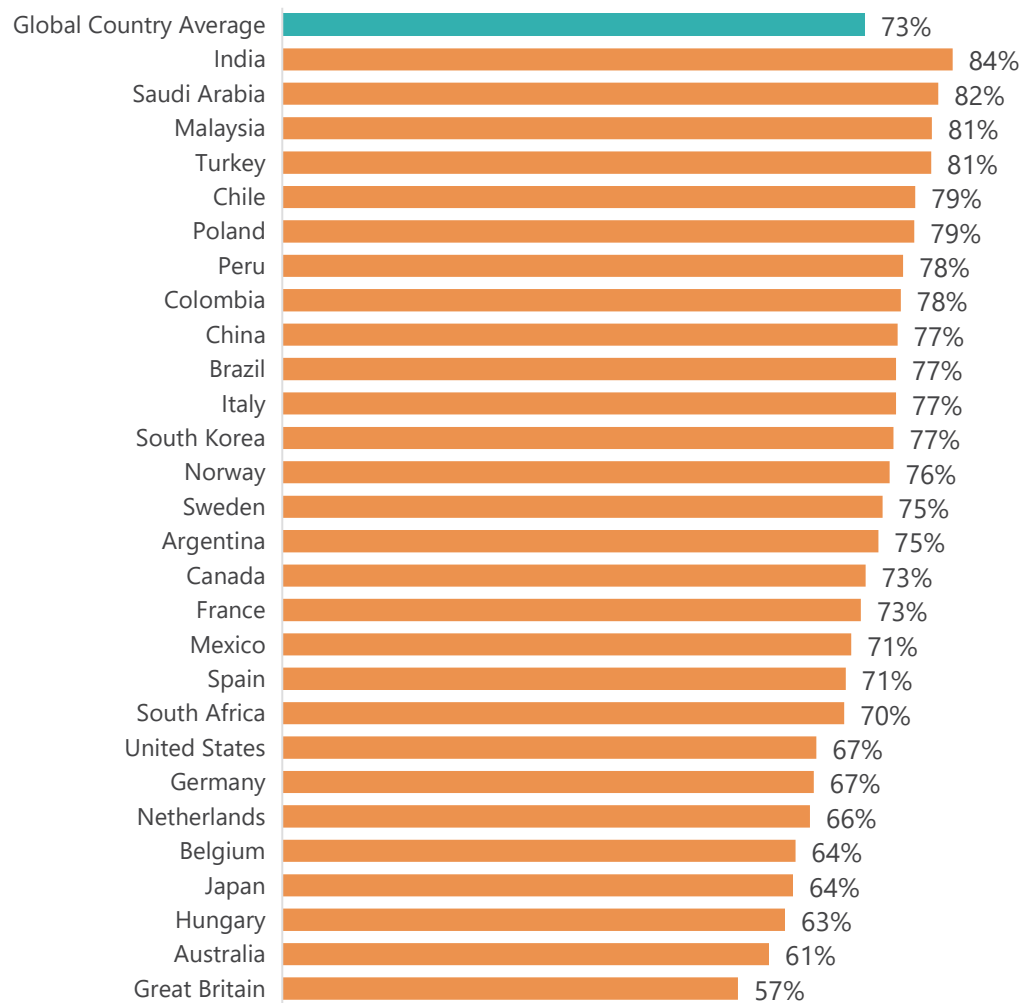


Base: 20, 507 online adults across 28 countries

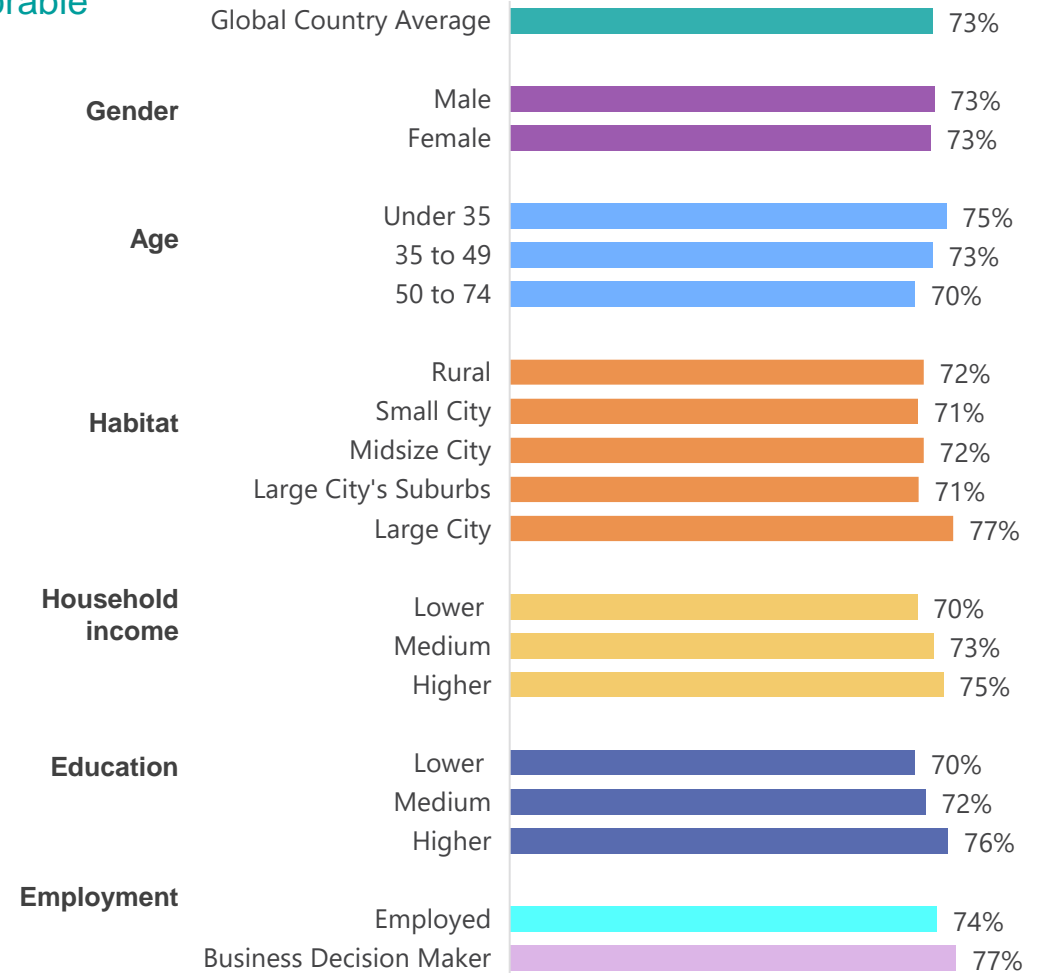
The "Global Country Average" reflects the average result for all the countries and markets where the survey was conducted. It has not been adjusted to the population size of each country or market and is not intended to suggest a total result. The samples in Brazil, Chile, China (mainland), Colombia, India, Malaysia, Mexico, Peru, Saudi Arabia, South Africa, and Turkey are more urban, more educated, and/or more affluent than the general population.

# FAVORABILITY TOWARD ELECTRIC BICYCLES (E-BIKES)

Q. Generally speaking, do you have a favorable or unfavorable opinion of the way the following methods of transportation are used in your community



## % Favorable



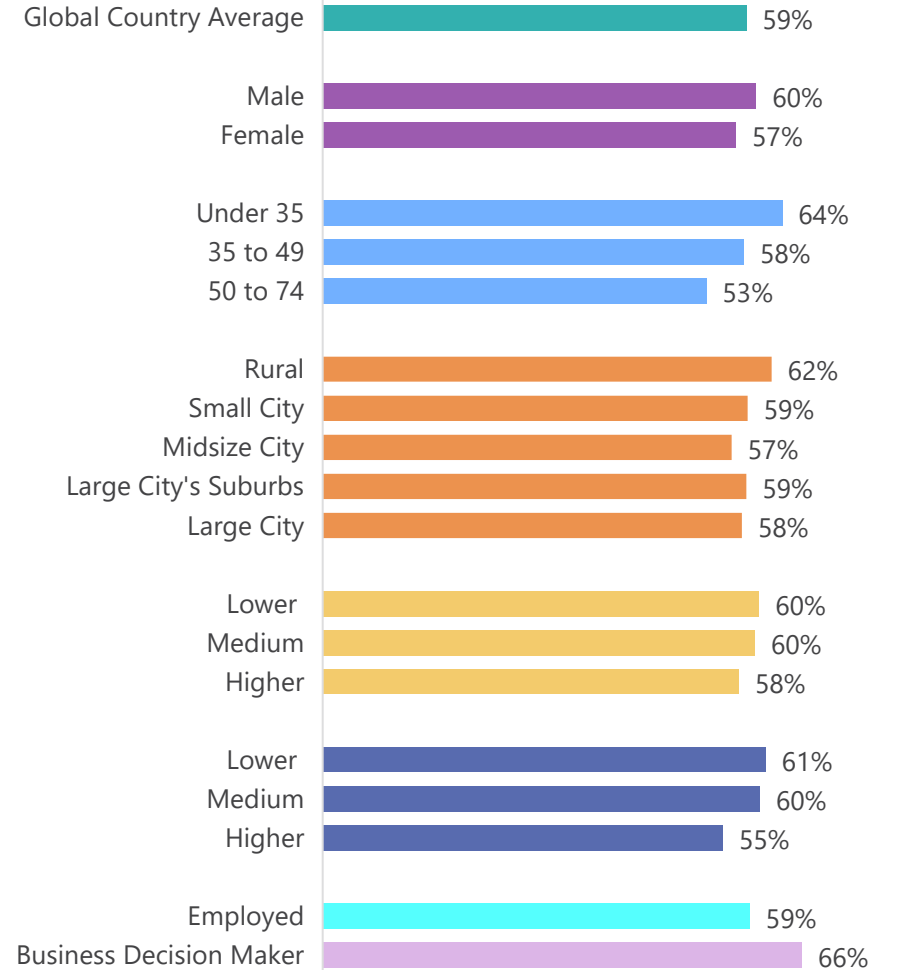
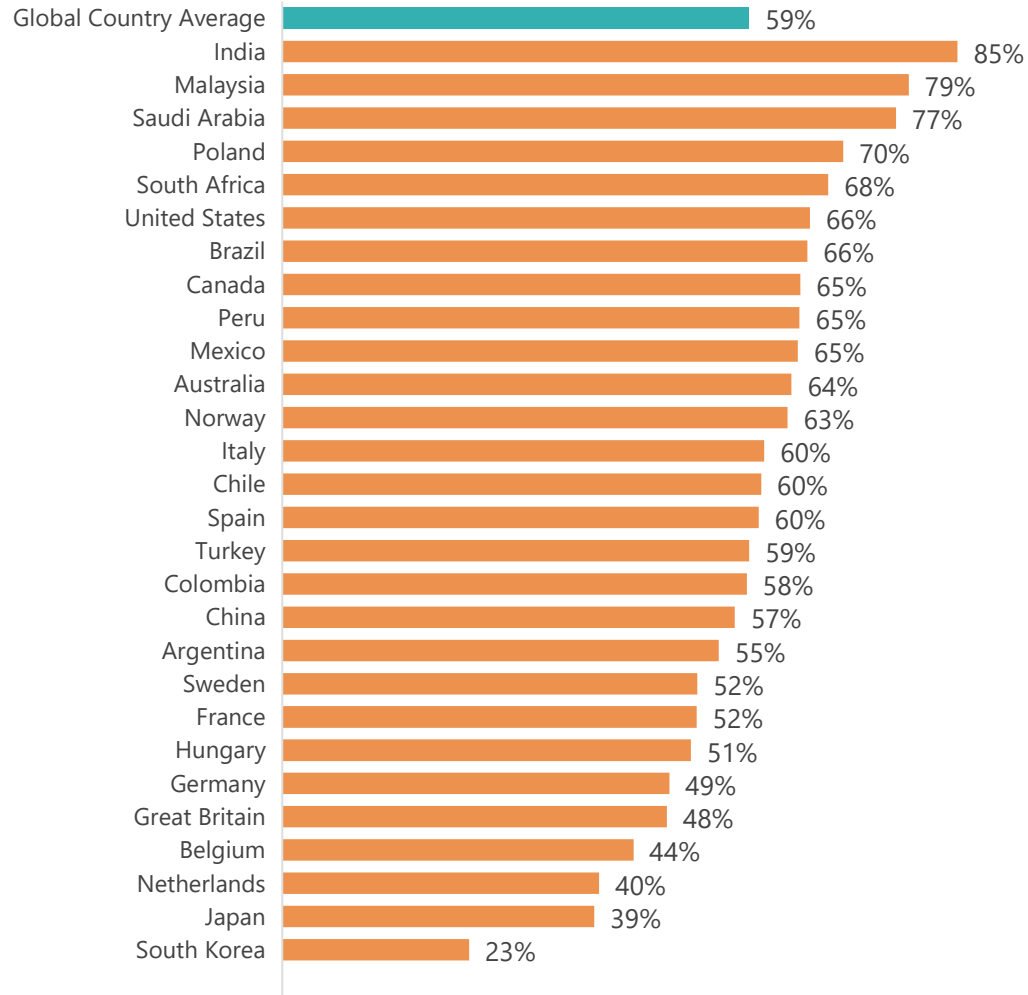
Base: 20,507 online adults across 28 countries

The "Global Country Average" reflects the average result for all the countries and markets where the survey was conducted. It has not been adjusted to the population size of each country or market and is not intended to suggest a total result. The samples in Brazil, Chile, China (mainland), Colombia, India, Malaysia, Mexico, Peru, Saudi Arabia, South Africa, and Turkey are more urban, more educated, and/or more affluent than the general population.

# FAVORABILITY TOWARD MOTORCYCLES/MOPEDS

Q. Generally speaking, do you have a favorable or unfavorable opinion of the way the following methods of transportation are used in your community

## % Favorable



Base: 20,507 online adults across 28 countries

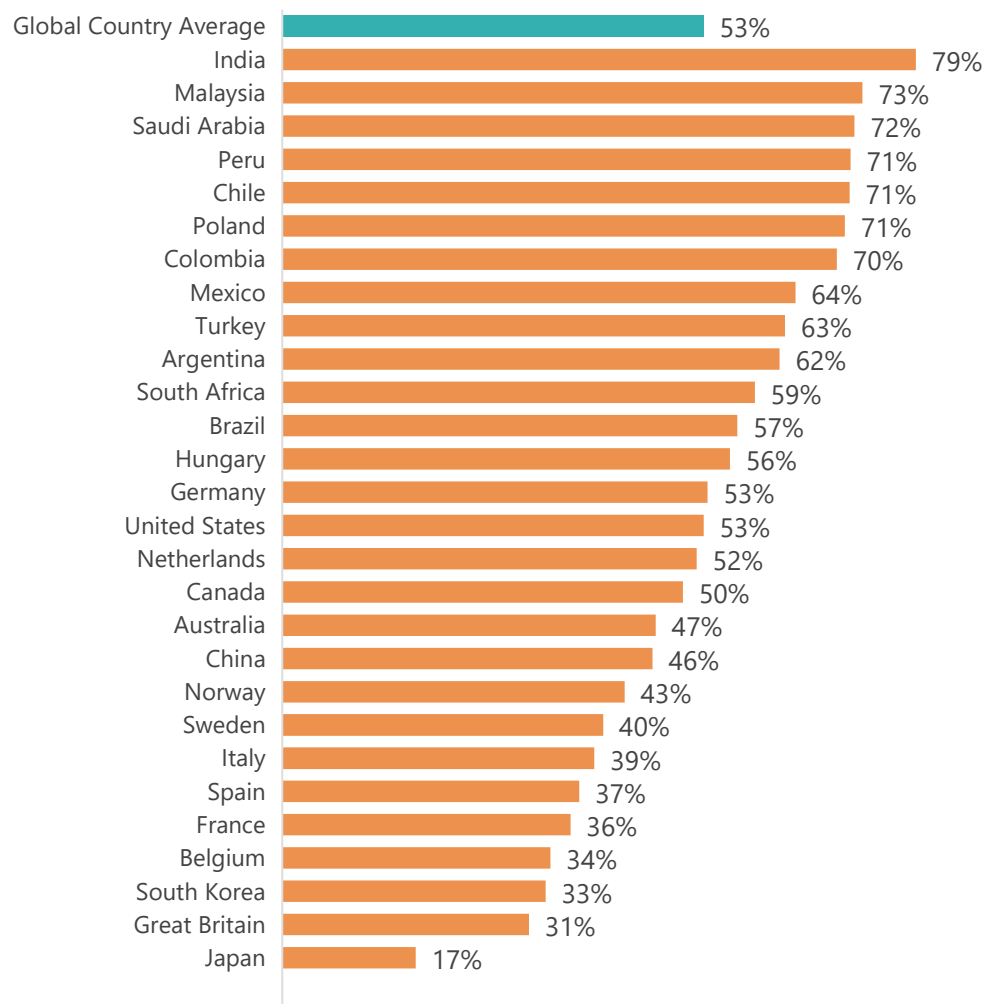
The "Global Country Average" reflects the average result for all the countries and markets where the survey was conducted. It has not been adjusted to the population size of each country or market and is not intended to suggest a total result. The samples in Brazil, Chile, China (mainland), Colombia, India, Malaysia, Mexico, Peru, Saudi Arabia, South Africa, and Turkey are more urban, more educated, and/or more affluent than the general population.



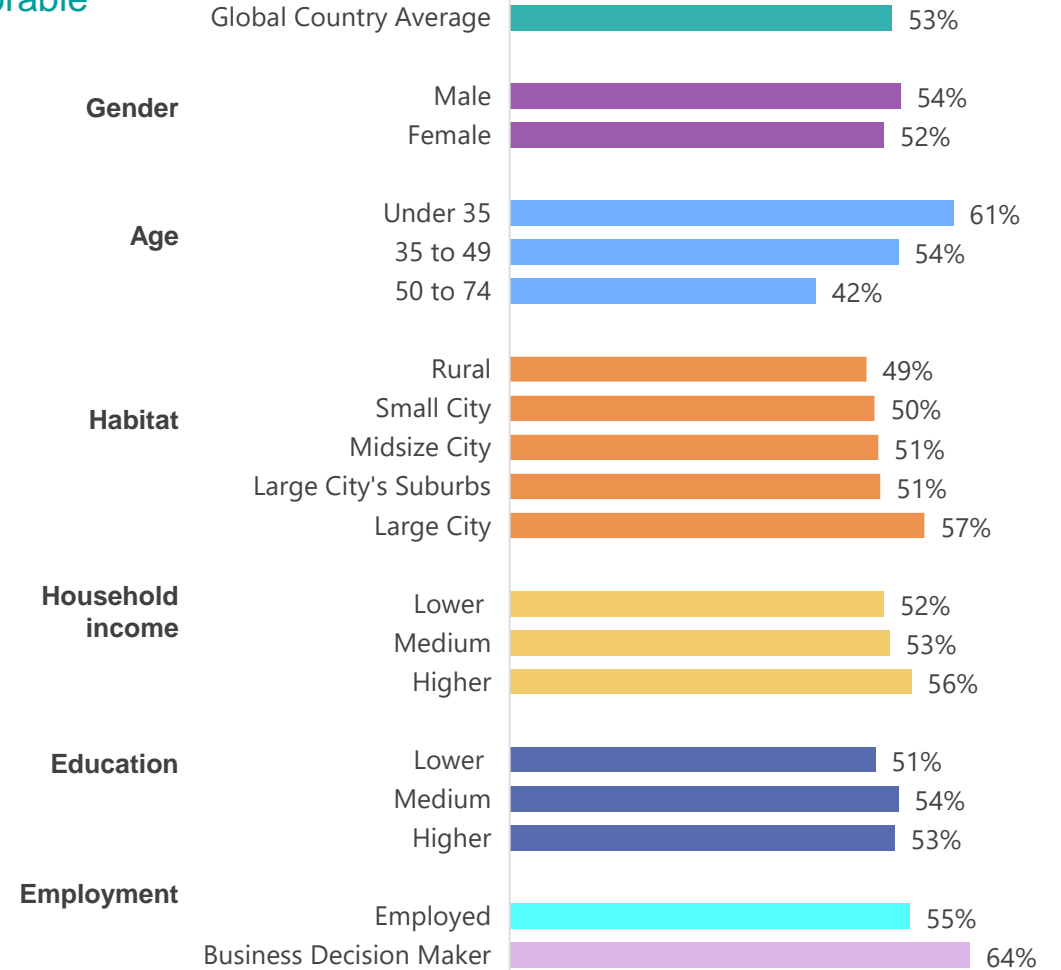


# FAVORABILITY TOWARD STANDUP SCOOTERS

Q. Generally speaking, do you have a favorable or unfavorable opinion of the way the following methods of transportation are used in your community



## % Favorable

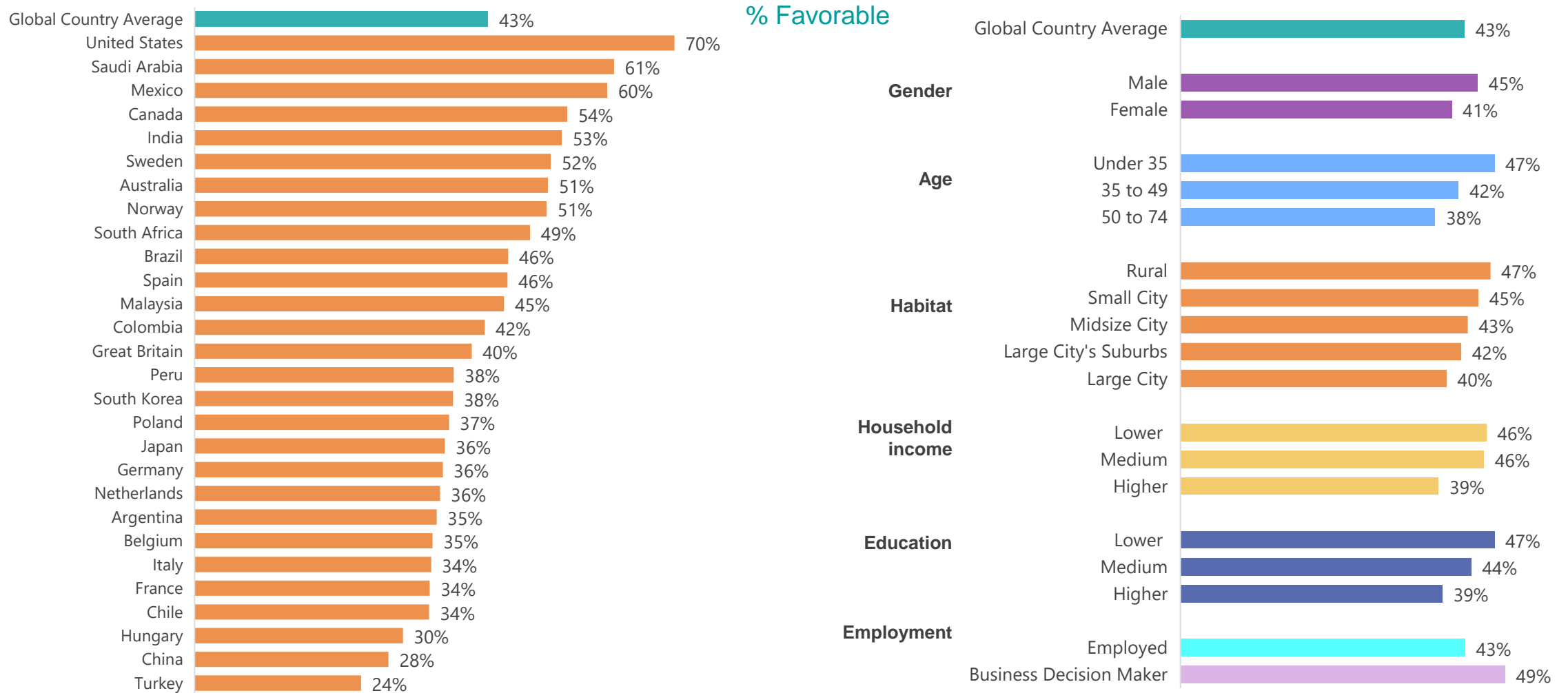


Base: 20, 507 online adults across 28 countries

The "Global Country Average" reflects the average result for all the countries and markets where the survey was conducted. It has not been adjusted to the population size of each country or market and is not intended to suggest a total result. The samples in Brazil, Chile, China (mainland), Colombia, India, Malaysia, Mexico, Peru, Saudi Arabia, South Africa, and Turkey are more urban, more educated, and/or more affluent than the general population.

# FAVORABILITY TOWARD TRUCKS

Q. Generally speaking, do you have a favorable or unfavorable opinion of the way the following methods of transportation are used in your community



Base: 20, 507 online adults across 28 countries

The "Global Country Average" reflects the average result for all the countries and markets where the survey was conducted. It has not been adjusted to the population size of each country or market and is not intended to suggest a total result. The samples in Brazil, Chile, China (mainland), Colombia, India, Malaysia, Mexico, Peru, Saudi Arabia, South Africa, and Turkey are more urban, more educated, and/or more affluent than the general population.

# Methodology

These are the findings of a 28-country Ipsos survey conducted March 25 – April 8, 2022, among 20,057 adults aged 16-99 in Norway, 18-74 in the United States, Canada, Malaysia, South Africa, and Turkey, and 16-74 in 22 other countries, via Ipsos's Global Advisor online survey platform.

Each country's sample consists of ca. 1,000 individuals in Argentina, Australia, Brazil, Canada, China (mainland), France, Germany, Great Britain, Italy, Japan, Spain, and the United States, and ca. 500 individuals in Belgium, Chile, Colombia, Hungary, India, Malaysia, Mexico, Norway, the Netherlands, Peru, Poland, Saudi Arabia, South Africa, South Korea, Sweden, and Turkey.

The samples in Argentina, Australia, Belgium, Canada, France, Germany, Great Britain, Hungary, Italy, Japan, the Netherlands, Norway, Poland, South Korea, Spain, Sweden, and the United States can be taken as representative of these countries' general adult population under the age of 75.

The samples in Brazil, Chile, China (mainland), Colombia, India, Malaysia, Mexico, Peru, Saudi Arabia, South Africa, and Turkey are more urban, more educated, and/or more affluent than the general population. The survey results for these markets should be viewed as reflecting the views of the more "connected" segment of their population.

The data is weighted so that each market's sample composition best reflects the demographic profile of the adult population according to the most recent census data.

The Global average reflects the average result of all the countries and markets where the survey was conducted that year. It has not been adjusted to the population size of each country or market and is not intended to suggest a total result.

Where results do not sum to 100 or the 'difference' appears to be +/-1 more/less than the actual, this may be due to rounding, multiple responses or the exclusion of don't knows or not stated responses.

The precision of Ipsos online polls is calculated using a credibility interval with a poll of 1,000 accurate to +/- 3.5 percentage points and of 500 accurate to +/- 4.8 percentage points. For more information on Ipsos's use of credibility intervals, please visit the Ipsos website.

The publication of these findings abides by local rules and regulations.

# ABOUT IPSOS

---

Ipsos is the third largest market research company in the world, present in 90 markets and employing more than 18,000 people.

Our research professionals, analysts and scientists have built unique multi-specialist capabilities that provide powerful insights into the actions, opinions and motivations of citizens, consumers, patients, customers or employees. Our 75 business solutions are based on primary data coming from our surveys, social media monitoring, and qualitative or observational techniques.

“Game Changers” – our tagline – summarises our ambition to help our 5,000 clients to navigate more easily our deeply changing world.

Founded in France in 1975, Ipsos is listed on the Euronext Paris since July 1st, 1999. The company is part of the SBF 120 and the Mid-60 index and is eligible for the Deferred Settlement Service (SRD).

ISIN code FR0000073298, Reuters ISOS.PA, Bloomberg  
IPS:FP  
[www.ipsos.com](http://www.ipsos.com)

# GAME CHANGERS

---

In our world of rapid change, the need for reliable information to make confident decisions has never been greater.

At Ipsos we believe our clients need more than a data supplier, they need a partner who can produce accurate and relevant information and turn it into actionable truth.

This is why our passionately curious experts not only provide the most precise measurement, but shape it to provide True Understanding of Society, Markets and People.

To do this we use the best of science, technology and know-how and apply the principles of security, simplicity, speed and substance to everything we do.

So that our clients can act faster, smarter and bolder. Ultimately, success comes down to a simple truth:  
**You act better when you are sure.**



# CONTACT FOR MORE INFORMATION

*Nicolas Boyon*

Senior Vice President

Public Affairs, U.S.

*Nicolas.Boyon@ipsos.com*

*Dr. Robert Grimm*

Director

Public Affairs, Germany

*Robert.Grimm@ipsos.com*