

# WORLD REFUGEE DAY

Global attitudes  
towards refugees

June 2022

REFUGEES  
WELCOME



# Introduction

This report presents the latest findings from an Ipsos global survey of over 20,000 adults across 28 countries for World Refugee Day 2022. The research seeks to shed a light on the magnitude of the refugee issue, and to contribute to a better global understanding of public support for refugees.

Since the start of this year alone, the UNHCR has recorded nearly 5 million Ukrainian refugees across Europe, adding to the 84 million displaced people recorded worldwide in mid-2021. Over the last decade, the number of internationally displaced people has more than doubled. Climate trends threaten to cause further displacement in the future.

The impacts of refugee crises are not equally shared. Turkey, home to just 1% of the world's population, hosts 14% of

internationally displaced people (including refugees, asylum-seekers, and Venezuelans displaced abroad).

## **The research found:**

- Attitudes toward refugees are becoming more positive over time, and significantly more positive since 2021, suggesting a halo effect due to the crisis in Ukraine.
- The public are particularly open to providing refuge to those escaping war or violent conflict, and to those escaping the effects of natural disasters and climate change, but are less open to those seeking refuge on the basis of personal characteristics such as ethnicity or gender, or beliefs.
- The situation in Ukraine is motivating many to take action to support refugees, such as making donations

or sharing supportive messages on social media.

- Despite increasingly positive attitudes toward refugees, there is reluctance for government to take additional action.
- A significant proportion hold concerns that those claiming to be refugees are really migrating for economic reasons or that refugees won't successfully integrate into their host country.



# ATTITUDES TOWARD REFUGEES



**In all 28 countries surveyed, the majority agree with the principle that people should be able to take refuge in other countries to escape war or persecution.**

**Attitudes toward refugees have become more positive on average since 2021, as more now share this view.**

Q.

Thinking about your country, do you agree or disagree with the following statements?

## Global Country Averages

Across the 28 countries surveyed, the majority of people (a global country average of 78%) agree that people should be able to take refuge in other countries, including in the participant's country, to escape war or persecution. Half of people agree that refugees will successfully integrate into their new society (50%) and that they make a positive contribution to their country (47%).

### Global Country Average

People should be able to take refuge in other countries, including in [COUNTRY], to escape from war or persecution

Agree

78%

Disagree

16%

Most foreigners who want to get into my country as a refugee really aren't refugees. They just want to come here for economic reasons, or to take advantage of our welfare services

54%

37%

Most refugees who come to [COUNTRY] will successfully integrate into their new society

50%

40%

Refugees make a positive contribution to [COUNTRY]

47%

41%

We must close our borders to refugees entirely – we can't accept any at this time

36%

56%

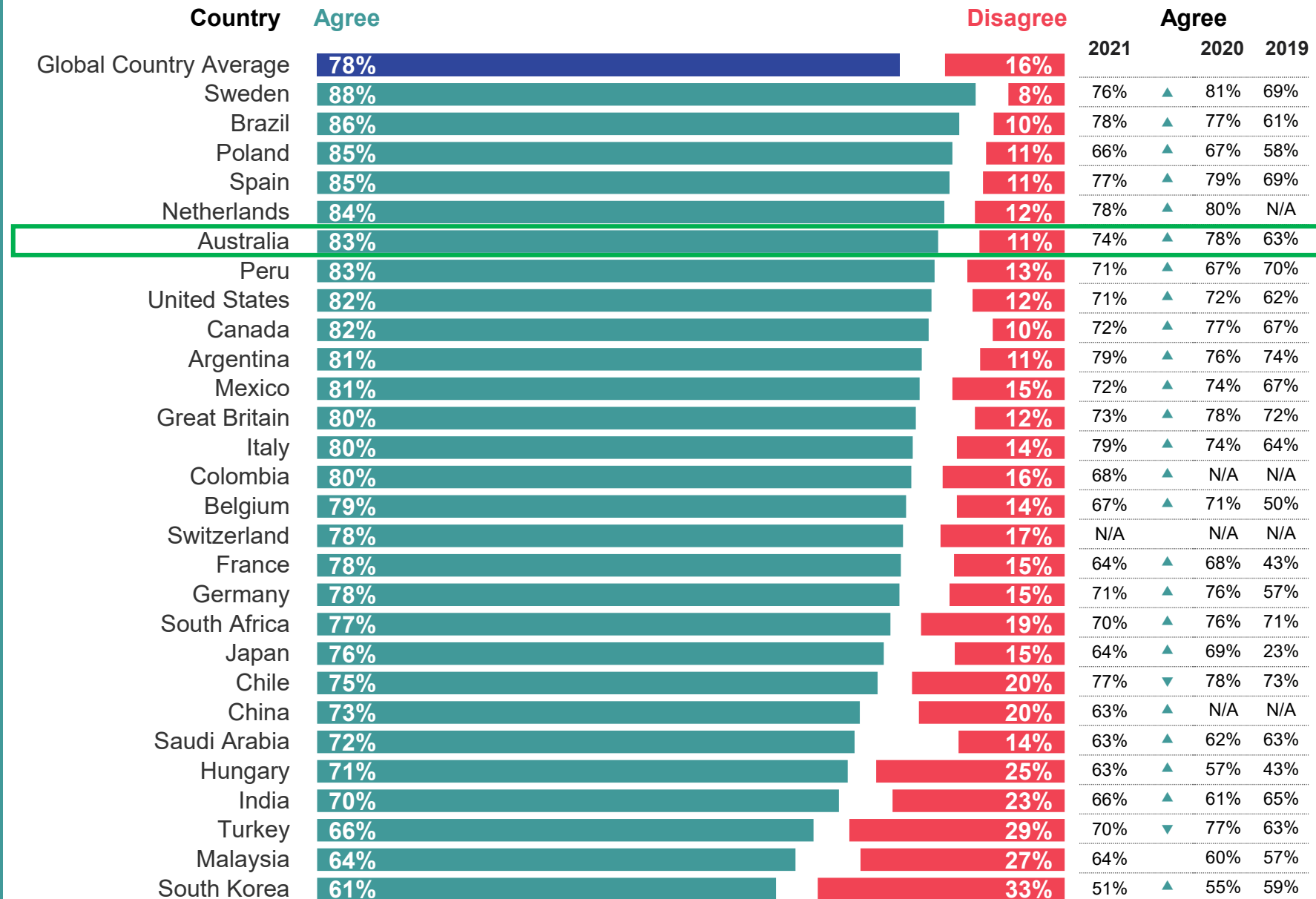
Base: 20,505 online adults aged 16-74 across 28 countries, 22 APRIL – 6 MAY 2022

Q.

Thinking about your country, do you agree or disagree with the following statements?

*People should be able to take refuge in other countries, including in [COUNTRY], to escape from war or persecution*

The majority (78%) agree that people should be able to take refuge in other countries, including their own, to escape war or persecution. In all countries surveyed, a majority agree with this principle.



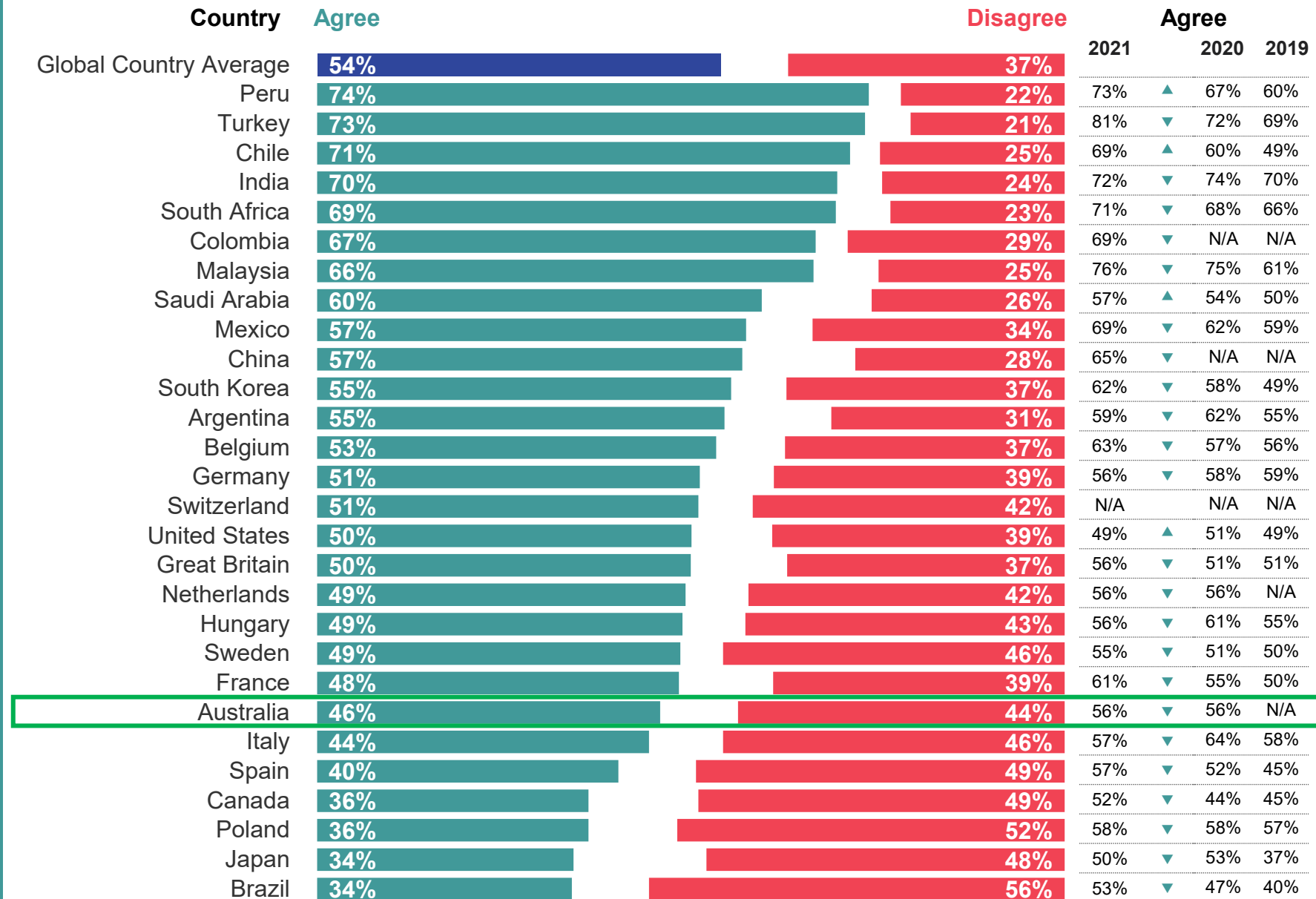
Base: 20,505 online adults aged 16-74 across 28 countries, 22 APRIL – 6 MAY 2022

Q.

Thinking about your country, do you agree or disagree with the following statements?

*Most foreigners who want to get into my country as a refugee really aren't refugees. They just want to come here for economic reasons, or to take advantage of our welfare services*

Half (54%) are sceptical that refugees are coming to their country for refuge, believing they are coming for economic reasons instead. Countries where scepticism is the highest are in Peru, Turkey and Chile. People are less sceptical than in 2021, when on average 6 in 10 (62%) people did not believe people were coming to their country for refuge.



Base: 20,505 online adults aged 16-74 across 28 countries, 22 APRIL – 6 MAY 2022

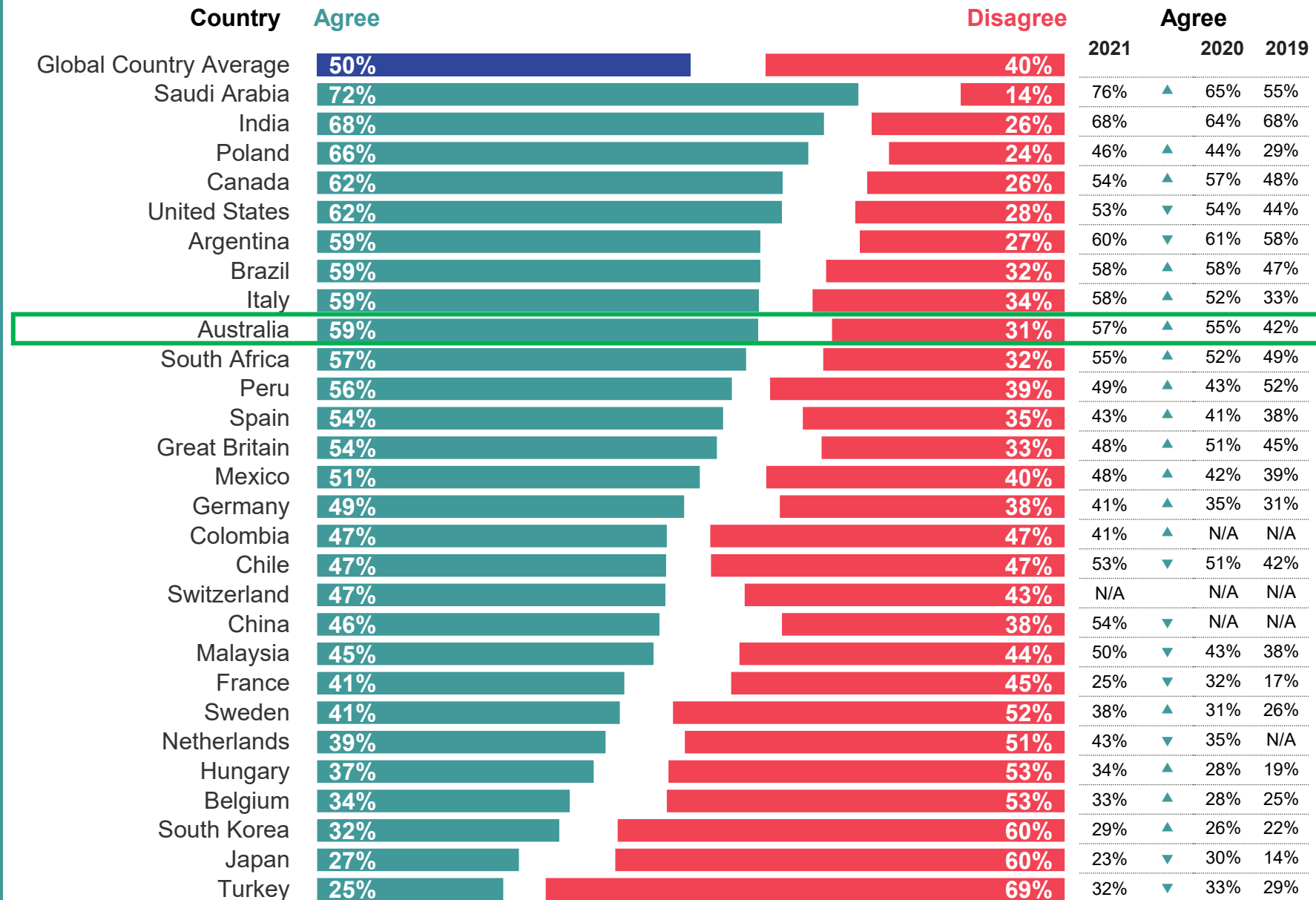


Q.

Thinking about your country, do you agree or disagree with the following statements?

*Most refugees who come to [COUNTRY] will successfully integrate into their new society*

People are split as to whether they think refugees will successfully integrate into their country; half (50%) agree. Those in Saudi Arabia, India and Poland are most likely to think they will, whereas those in Turkey and Japan are least likely to agree.



Base: 20,505 online adults aged 16-74 across 28 countries, 22 APRIL – 6 MAY 2022

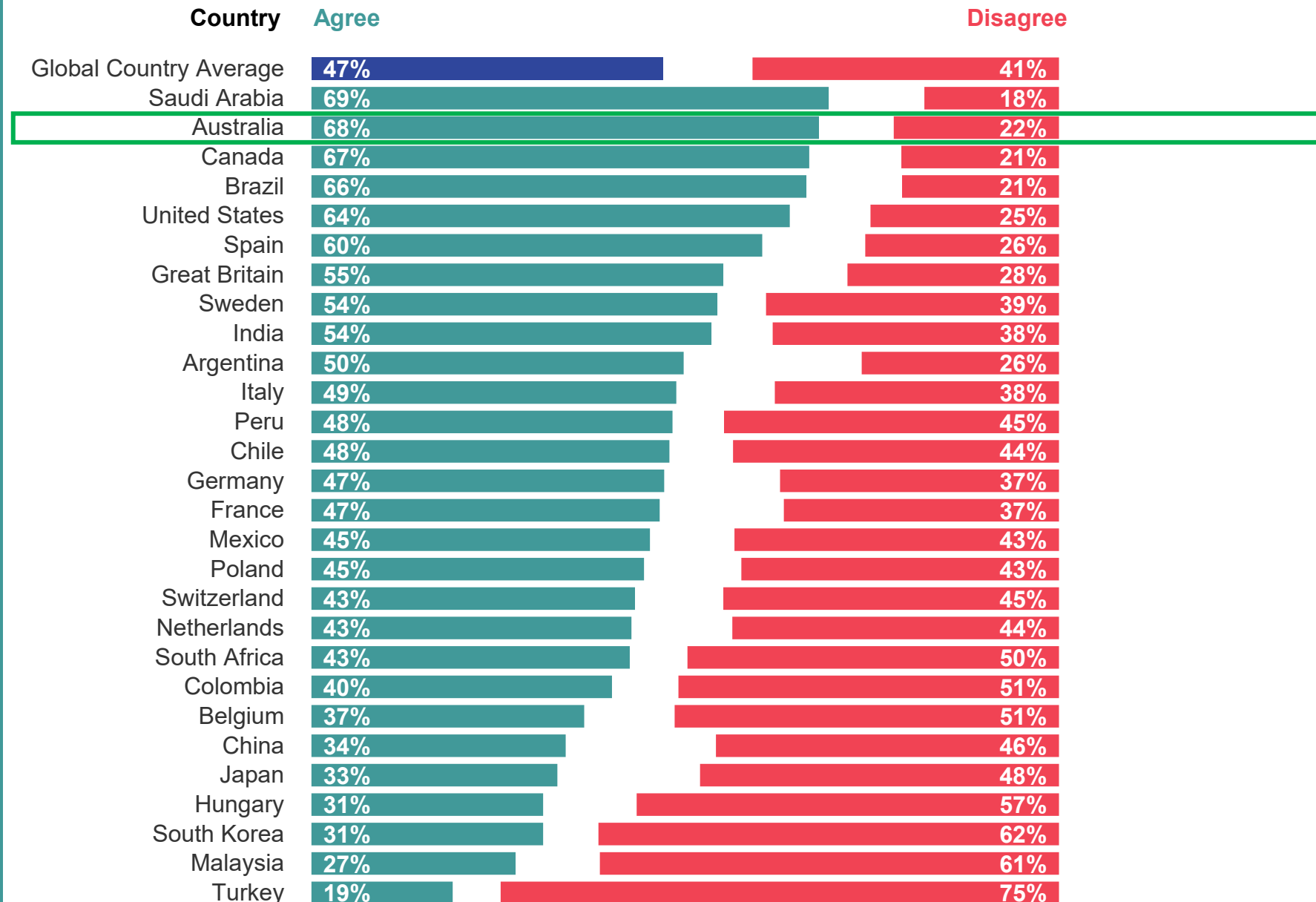


Q.

Thinking about your country, do you agree or disagree with the following statements?

*Refugees make a positive contribution to [COUNTRY]*

People are split on whether they think refugees make a positive contribution to their country, with half (47%) agreeing that refugees make a positive contribution. Those in Saudi Arabia, Australia and Canada are most likely to agree, while those in Turkey and Malaysia are least likely to agree.



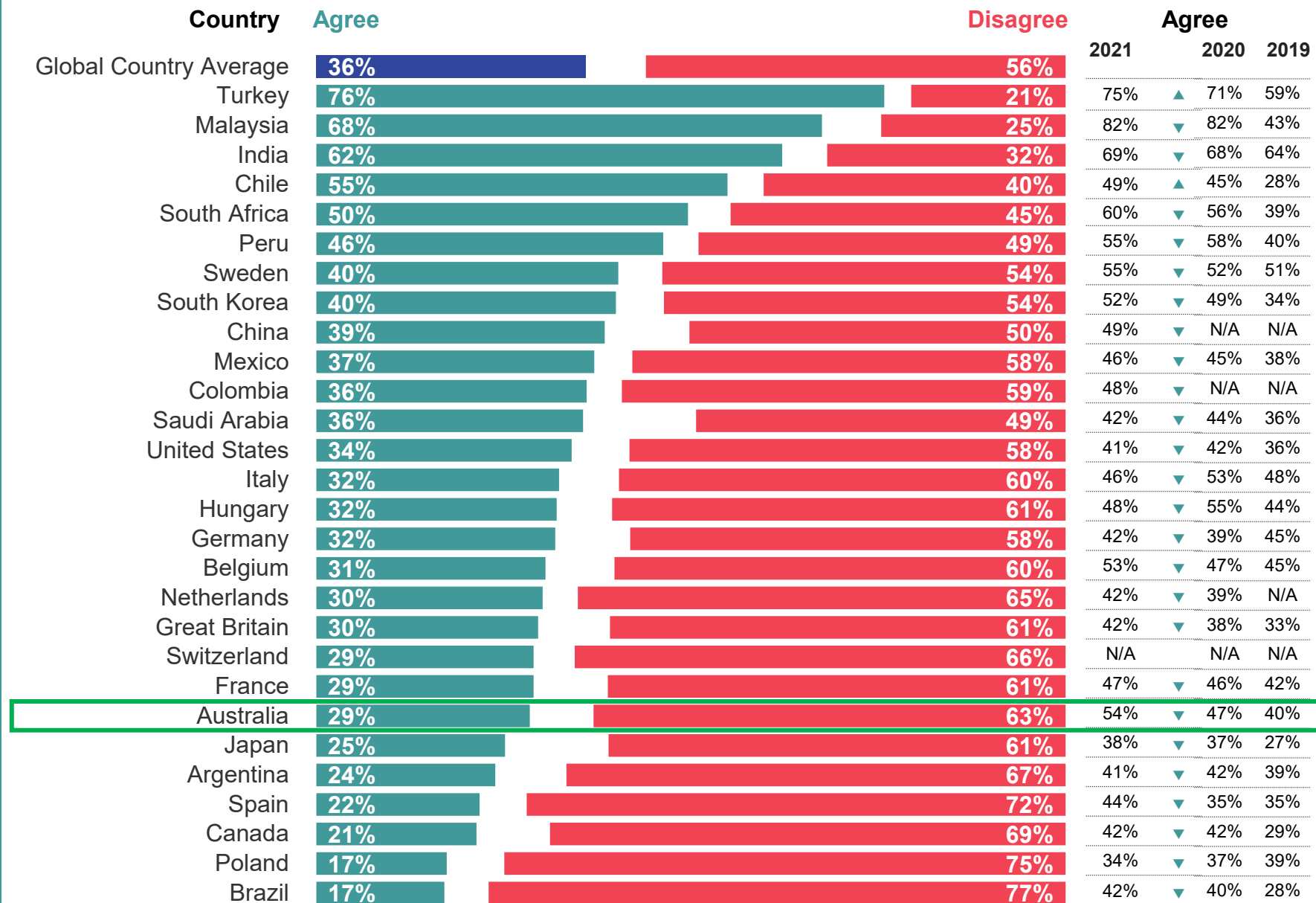
Base: 20,505 online adults aged 16-74 across 28 countries, 22 APRIL – 6 MAY 2022

Q.

Thinking about your country, do you agree or disagree with the following statements?

*We must close our borders to refugees entirely – we can't accept any at this time*

More than half (56%) disagree that borders should be closed to refugees entirely, but a third (36%) agree. Those in Turkey, Malaysia and India are most likely to agree on closing borders, while those in Brazil and Poland are least likely to agree.



Base: 20,505 online adults aged 16-74 across 28 countries, 22 APRIL – 6 MAY 2022

# **SUPPORT FOR POLICIES ON REFUGEES**

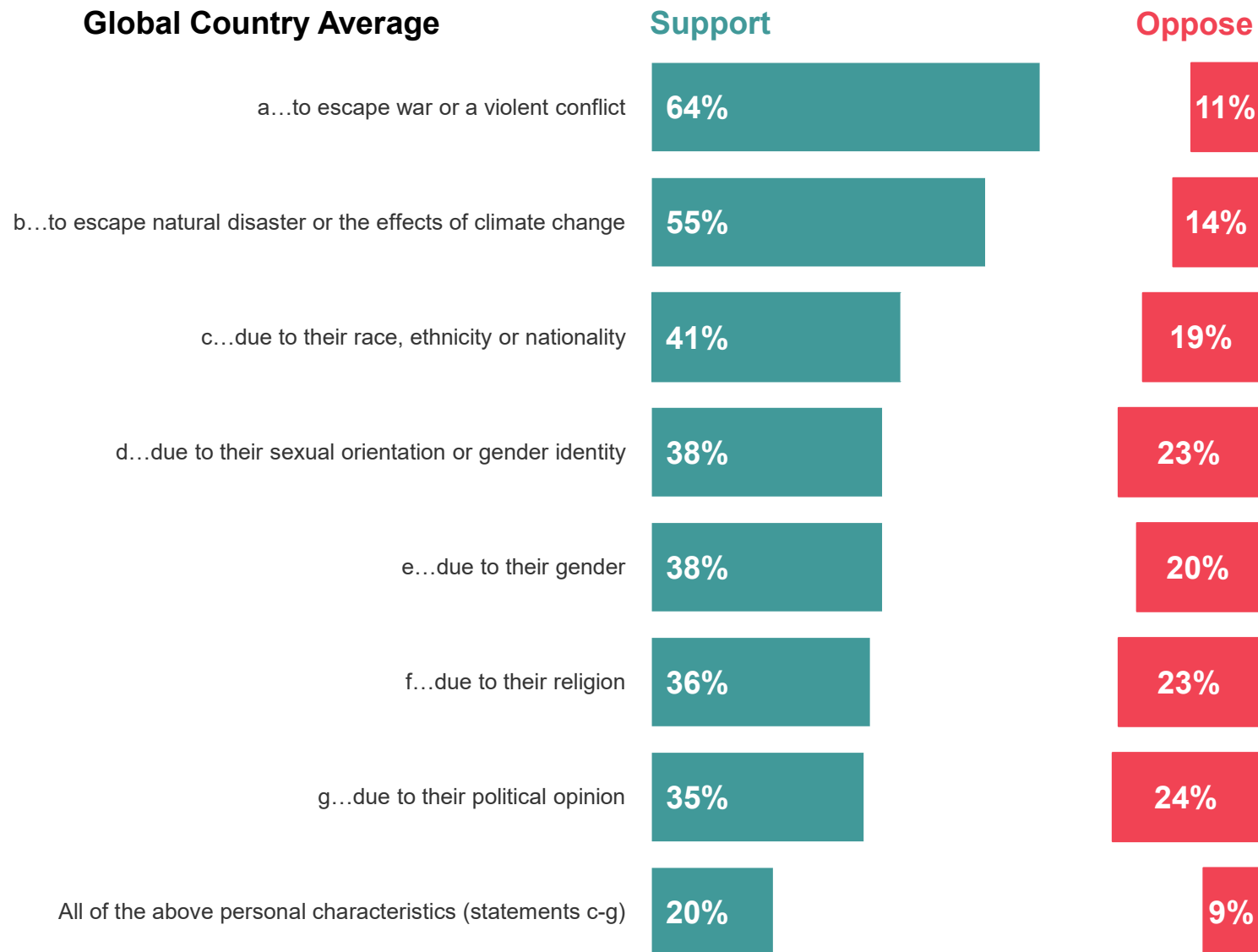
Q.

To what extent would you support or oppose allowing more refugees into [COUNTRY] who are seeking refuge for the following reasons?

### Global Country Averages

The majority support allowing more refugees into their country who are seeking refuge to escape war or a violent conflict (64%) or who are escaping natural disaster or the effects of climate change (55%). However, less than half support allowing more refugees who are seeking refuge due to any personal characteristics.

#### Global Country Average



Base: 20,505 online adults aged 16-74 across 28 countries, 22 APRIL – 6 MAY 2022

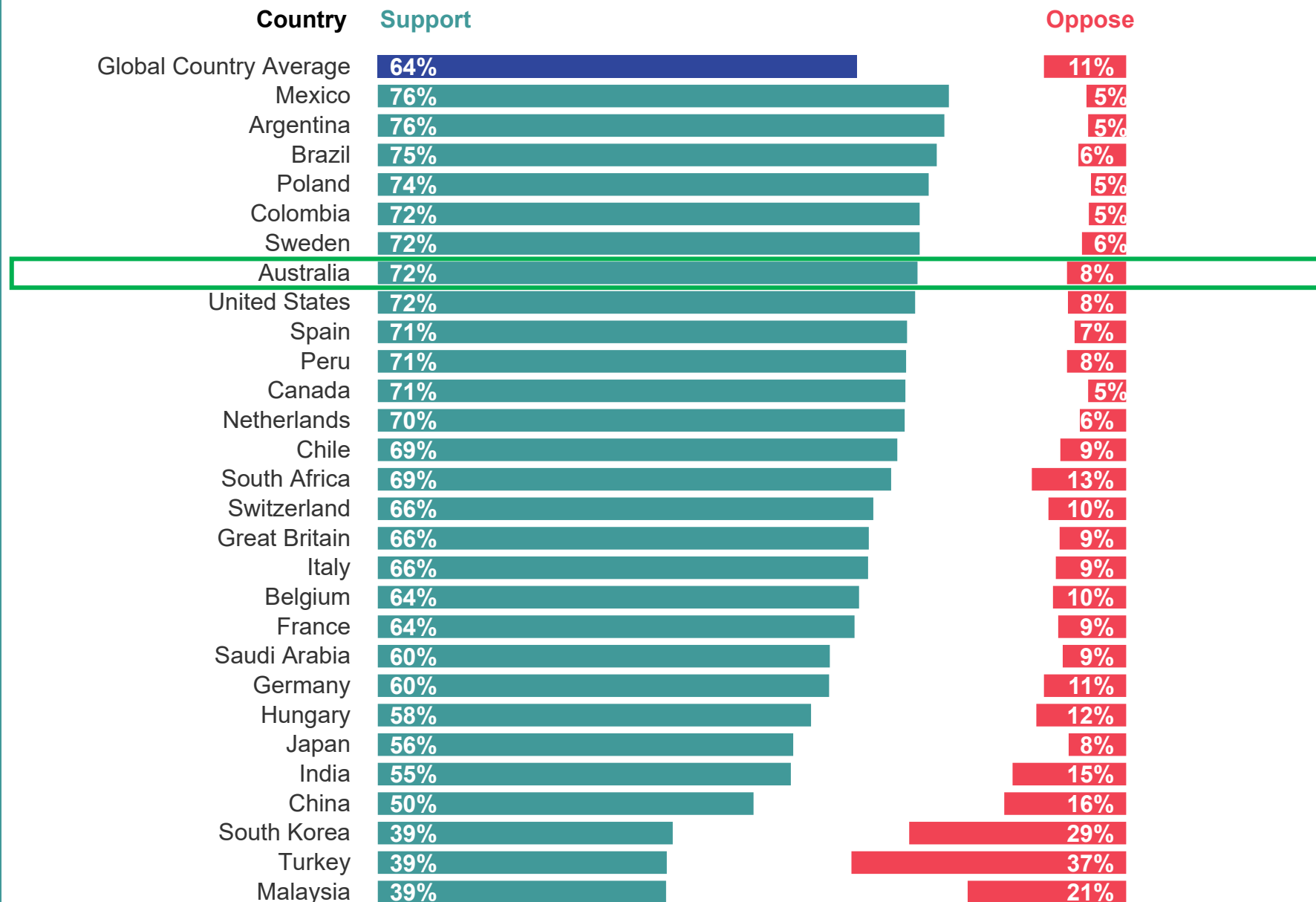


Q.

To what extent would you support or oppose allowing more refugees into [COUNTRY] who are seeking refuge for the following reasons?

...to escape war or a violent conflict

The majority (64%) support allowing more refugees into their country who are seeking refuge to escape war or a violent conflict. Those in Latin America and Poland are most likely to support this, while less than half of those in Malaysia, Turkey, and South Korea support this.



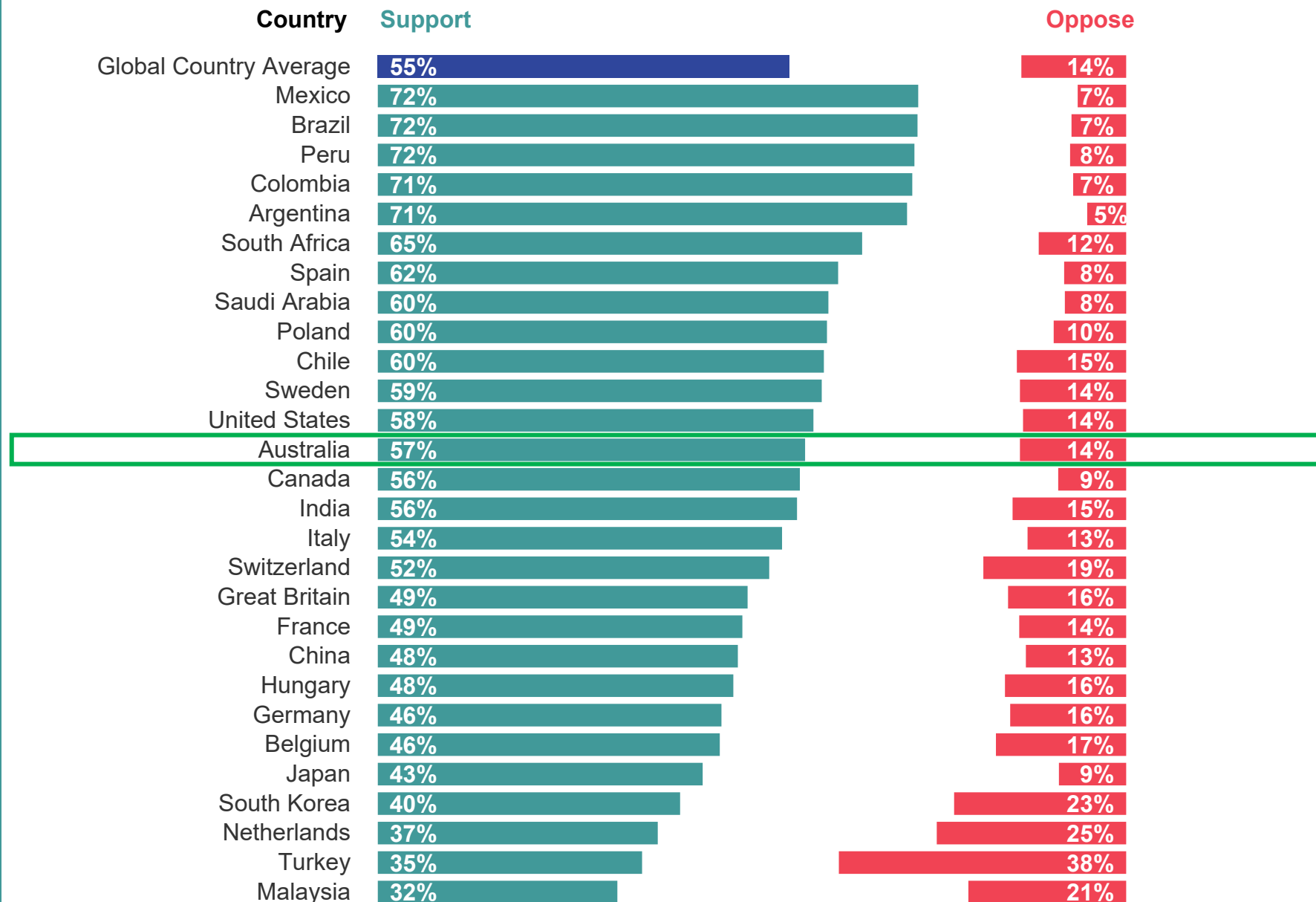
Base: 20,505 online adults aged 16-74 across 28 countries, 22 APRIL – 6 MAY 2022

Q.

To what extent would you support or oppose allowing more refugees into [COUNTRY] who are seeking refuge for the following reasons?

...to escape natural disaster or the effects of climate change

Over half (55%) support allowing more refugees into their country who are seeking refuge to escape natural disaster or the effects of climate change. Those in Latin America are most likely to support this while those in Turkey are most likely to oppose.



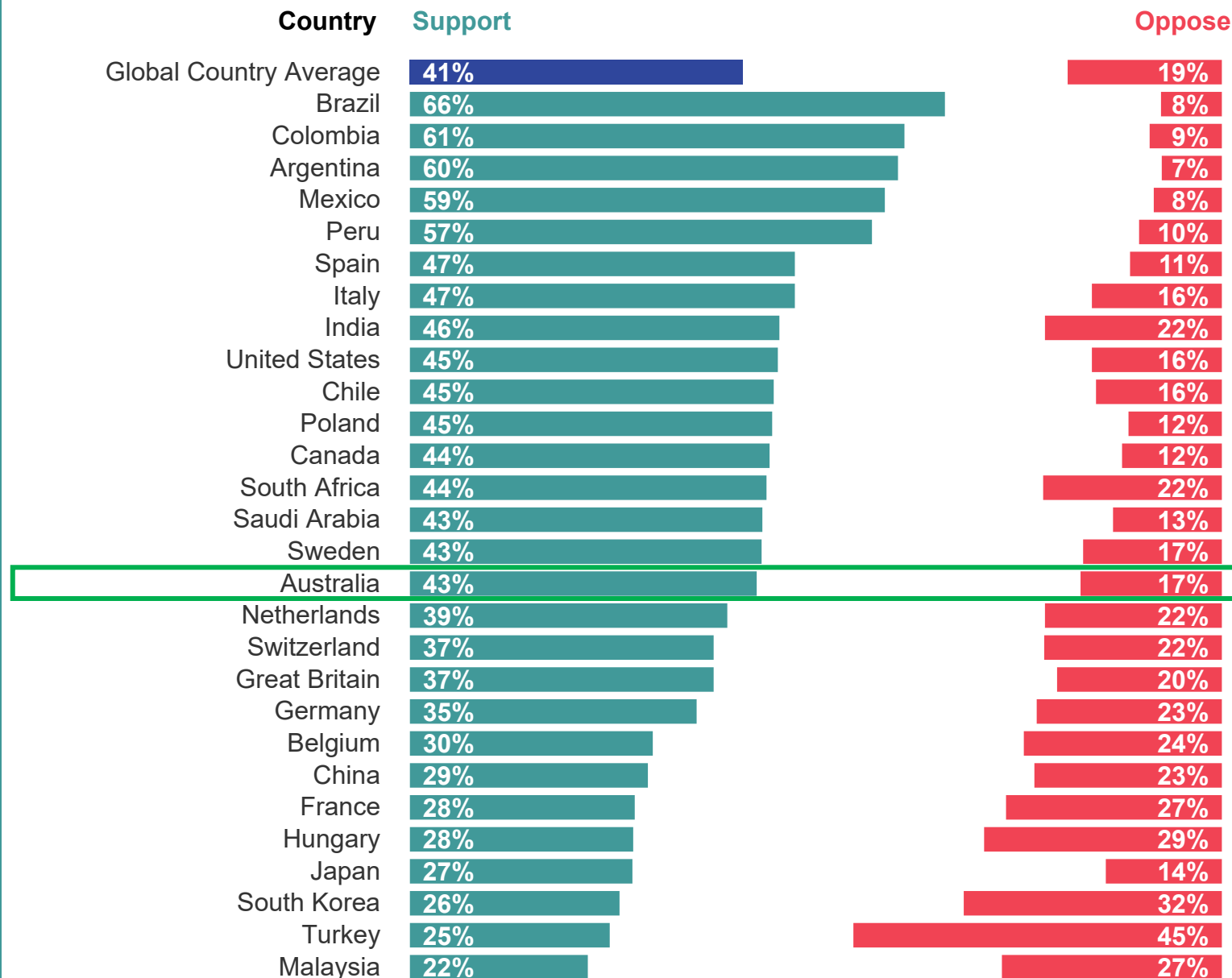
Base: 20,505 online adults aged 16-74 across 28 countries, 22 APRIL – 6 MAY 2022

Q.

To what extent would you support or oppose allowing more refugees into [COUNTRY] who are seeking refuge for the following reasons?

...due to their race, ethnicity or nationality

Two-fifths (41%) support allowing more refugees into their country who are seeking refuge due to their race, ethnicity, or nationality. Those in Latin America are most likely to support this; more than half in Brazil, Colombia, Argentina, Mexico and Peru support this, vs less than half in all other countries.



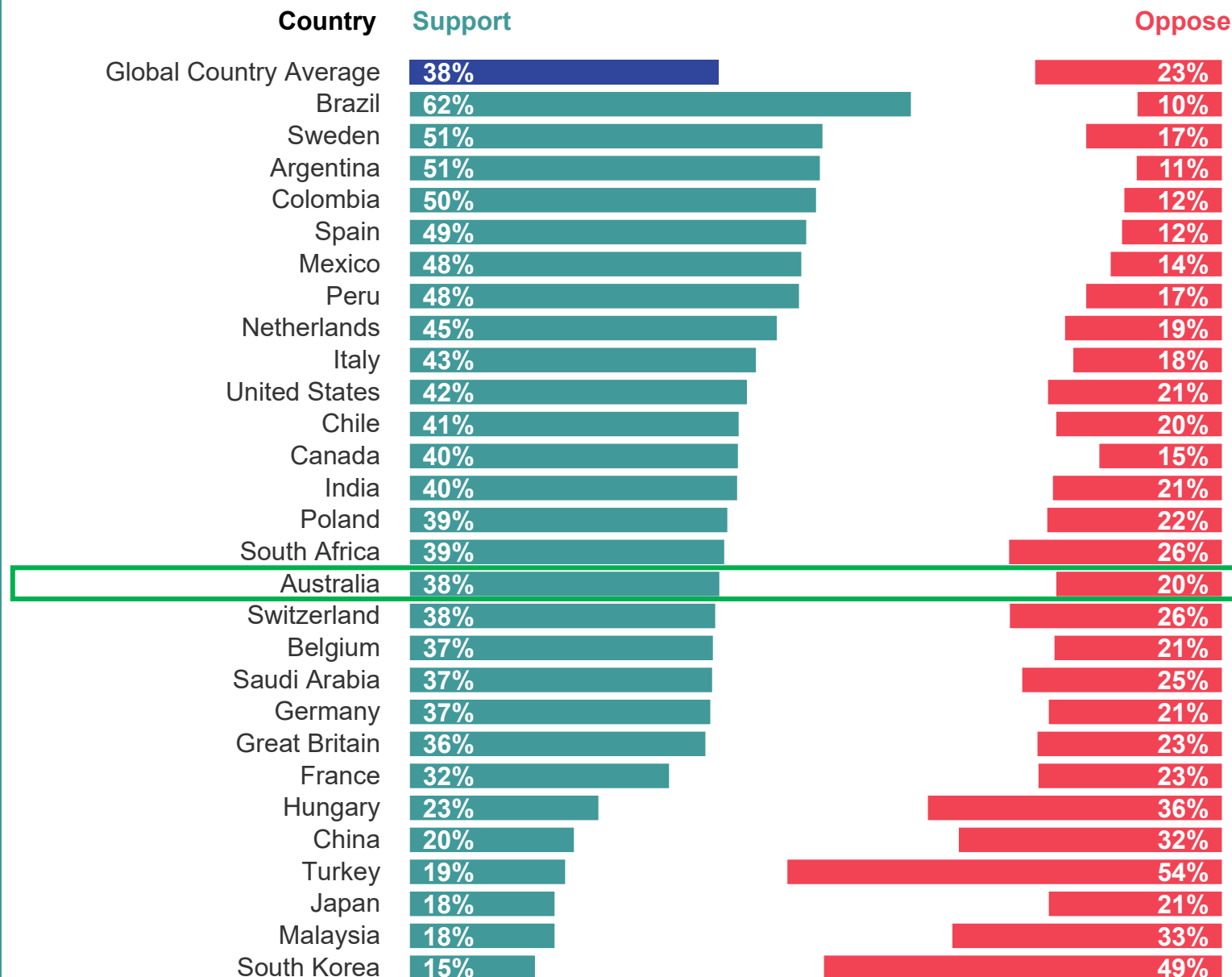
Base: 20,505 online adults aged 16-74 across 28 countries, 22 APRIL – 6 MAY 2022

Q.

To what extent would you support or oppose allowing more refugees into [COUNTRY] who are seeking refuge for the following reasons?

...due to their sexual orientation or gender identity

Less than two-fifths (38%) on average would support allowing more refugees into their country who are seeking refuge due to their sexual orientation or gender identity. Support is highest in Latin America and Sweden, and opposition is highest in Turkey (54% oppose).



Base: 20,505 online adults aged 16-74 across 28 countries, 22 APRIL – 6 MAY 2022

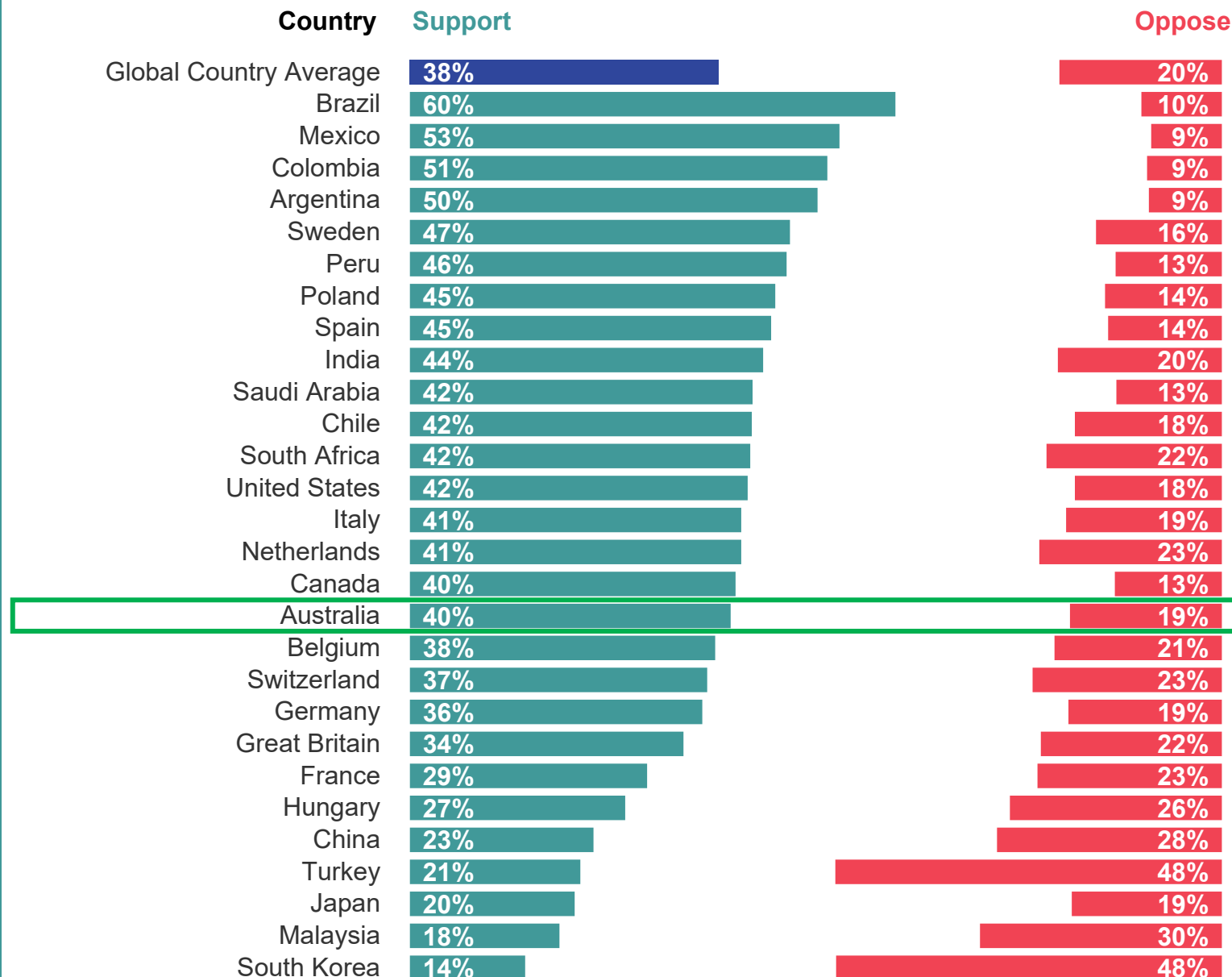


Q.

To what extent would you support or oppose allowing more refugees into [COUNTRY] who are seeking refuge for the following reasons?

...due to their gender

Less than two-fifths (38%) support allowing more refugees into their country who are seeking refuge due to their gender. Those in Latin America are most likely to support this, while opposition is highest in South Korea and Turkey.



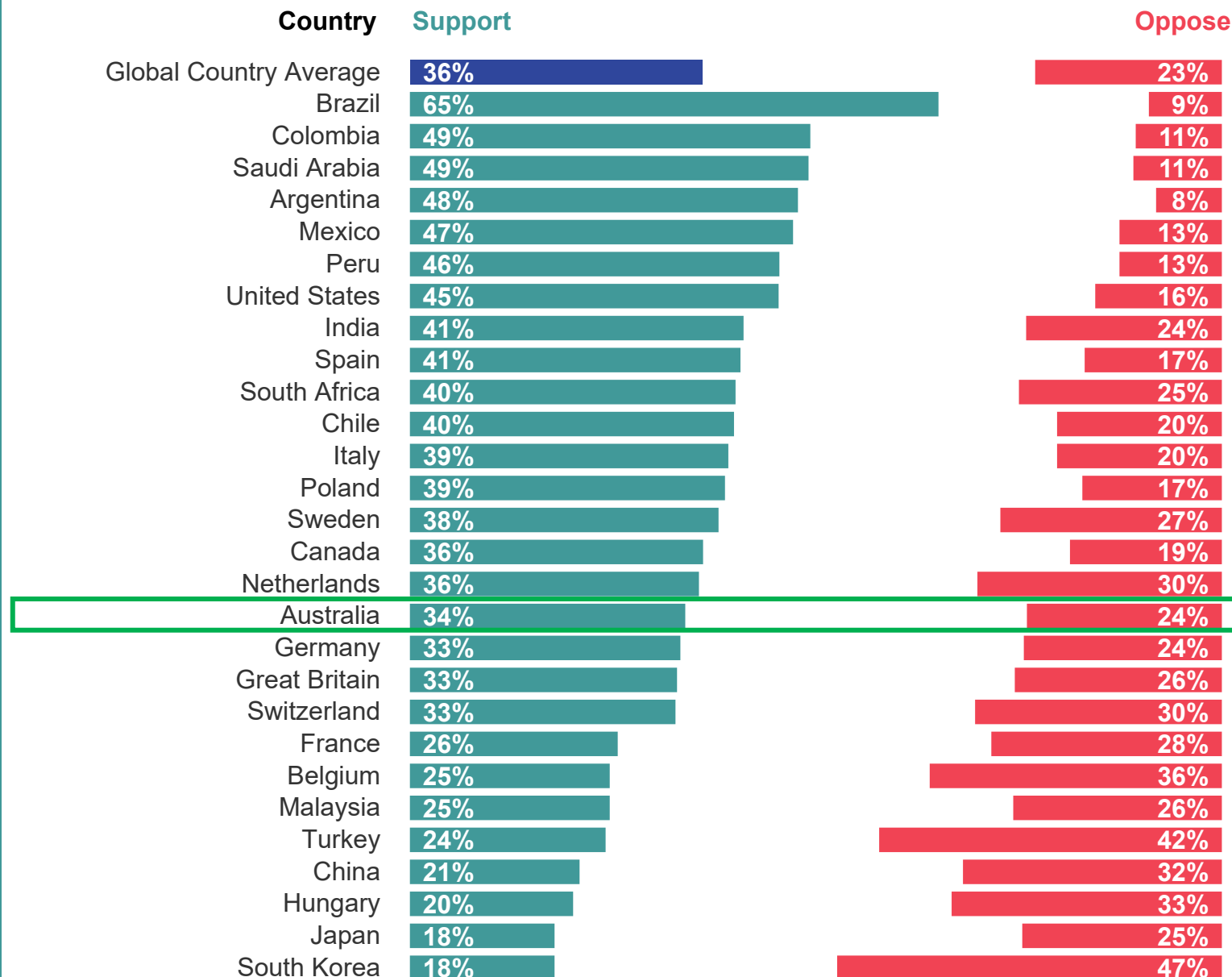
Base: 20,505 online adults aged 16-74 across 28 countries, 22 APRIL – 6 MAY 2022

Q.

To what extent would you support or oppose allowing more refugees into [COUNTRY] who are seeking refuge for the following reasons?

...due to their religion

Just over a third (36%) support allowing more refugees into their country who are seeking refuge due to their religion. Those in Latin America and Saudi Arabia are most likely to support this, while opposition is highest in South Korea and Turkey.



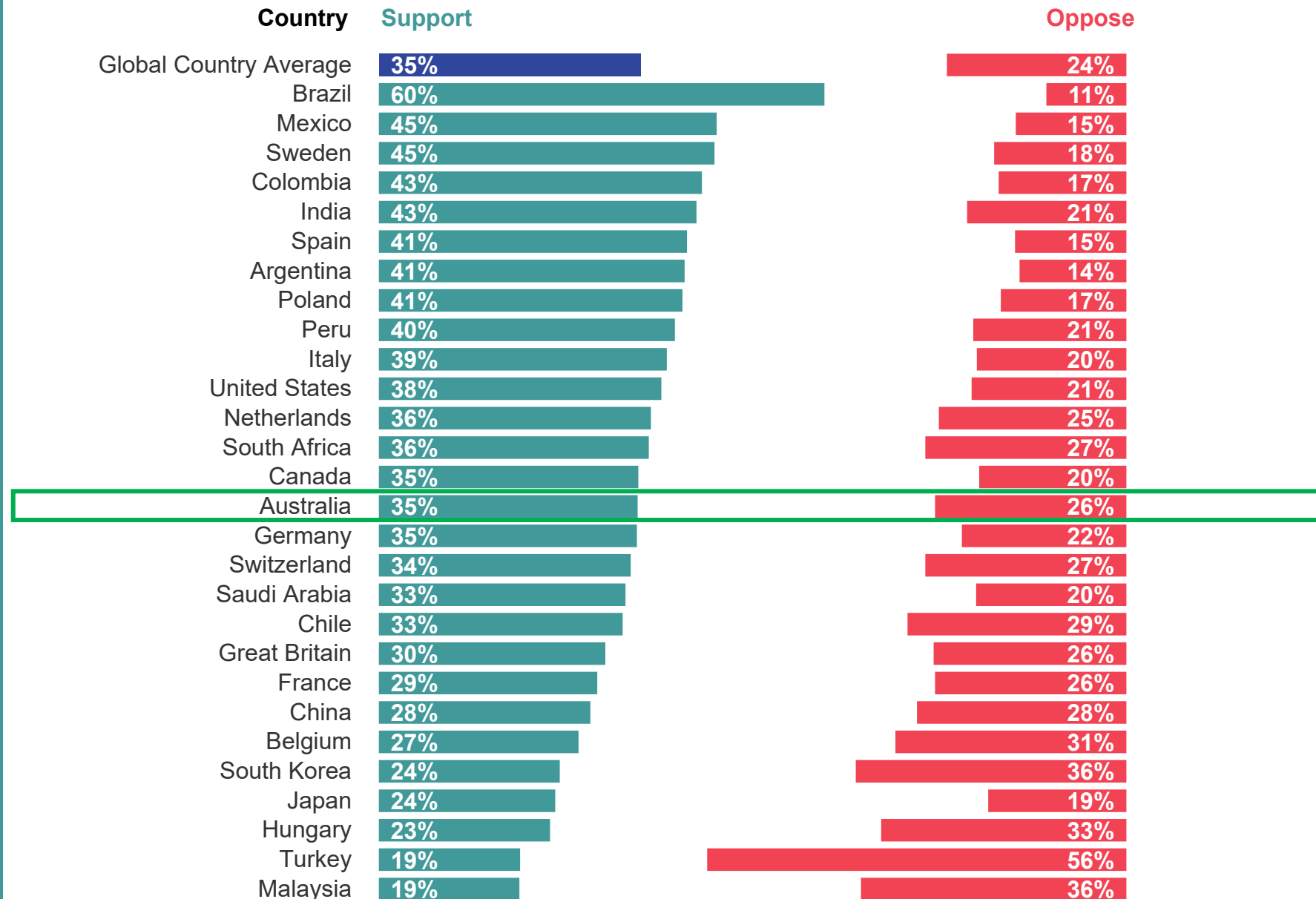
Base: 20,505 online adults aged 16-74 across 28 countries, 22 APRIL – 6 MAY 2022

Q.

To what extent would you support or oppose allowing more refugees into [COUNTRY] who are seeking refuge for the following reasons?

...due to their political opinion

Just over a third (35%) support allowing more refugees into their country who are seeking refuge due to their political opinion. Those in Brazil are most likely to support this, while opposition is highest in Turkey.



Base: 20,505 online adults aged 16-74 across 28 countries, 22 APRIL – 6 MAY 2022

**People tend to hold nuanced views on the benefits and disadvantages of allowing asylum seekers to work while seeking asylum.**

**On average, a majority agree that being allowed to work would help asylum seekers to learn their country's language and integrate.**

**However, nearly half think that this could attract people to their country without a genuine asylum claim.**



# Q.

Some say that asylum seekers should be allowed to work while waiting for a decision on their asylum claim while others think that they should not be allowed to work. To what extent do you agree or disagree with each of the following statements?

## Global Country Average

Three in five (60%) agree that being allowed to work would help asylum seekers to learn their country's language and integrate. A significant minority (48%), however, think that giving asylum seekers the right to work could attract people to their country without a genuine asylum claim.

### Global Country Average

Agree

Disagree

Being allowed to work would help asylum seekers to learn our language and integrate

60%

13%

Giving asylum seekers the right to work could attract people to [COUNTRY] without a genuine asylum claim

48%

17%

Agree with both statements

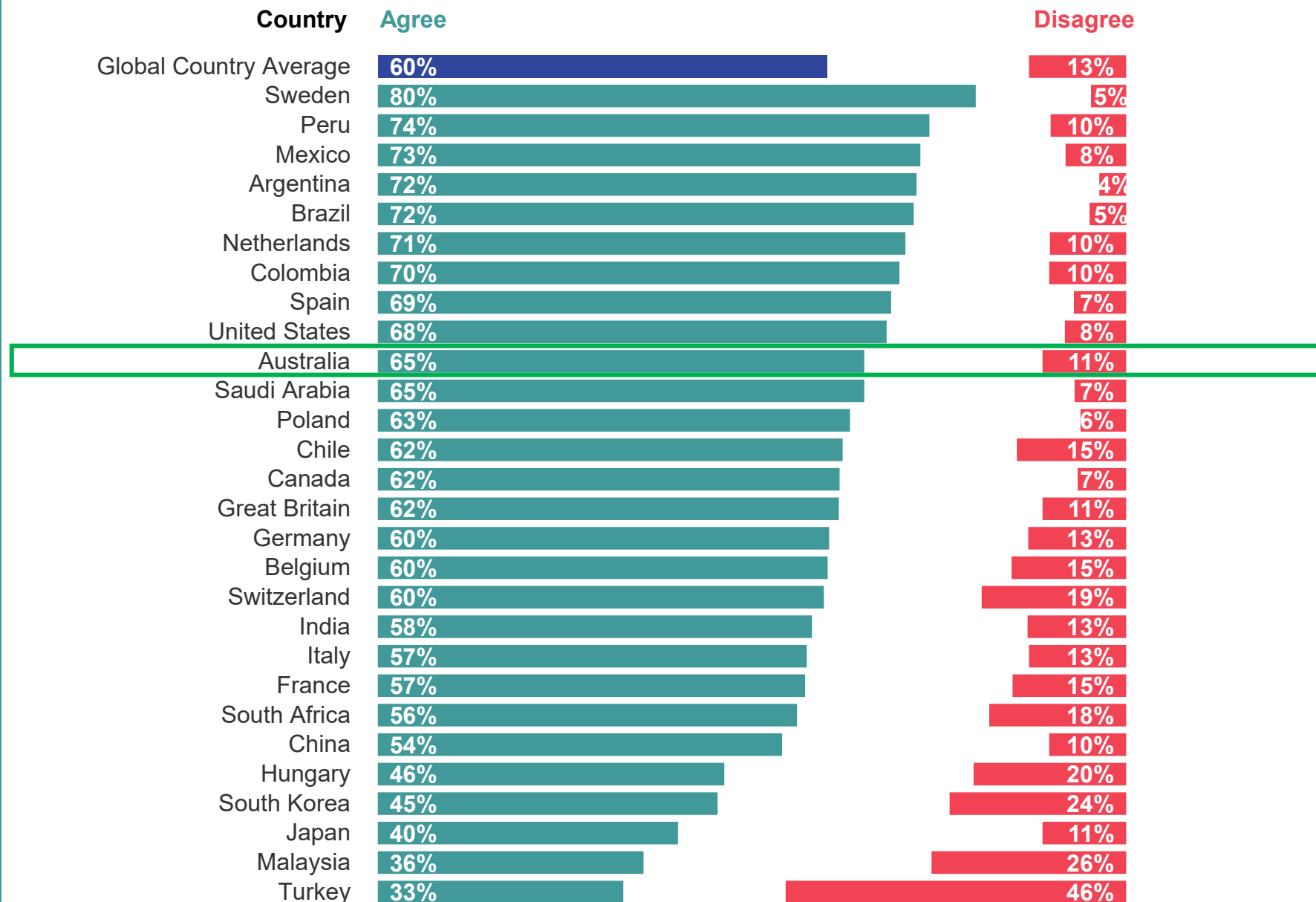
35%

Q.

Some say that asylum seekers should be allowed to work while waiting for a decision on their asylum claim while others think that they should not be allowed to work. To what extent do you agree or disagree with each of the following statements?

*Being allowed to work would help asylum seekers to learn our language and integrate*

Three in five (60%) agree that being allowed to work would help asylum seekers to learn the language and integrate. Those in Sweden, Latin America, and the Netherlands are most likely to agree. Less than half agree in Hungary, South Korea, Japan, Malaysia and Turkey.



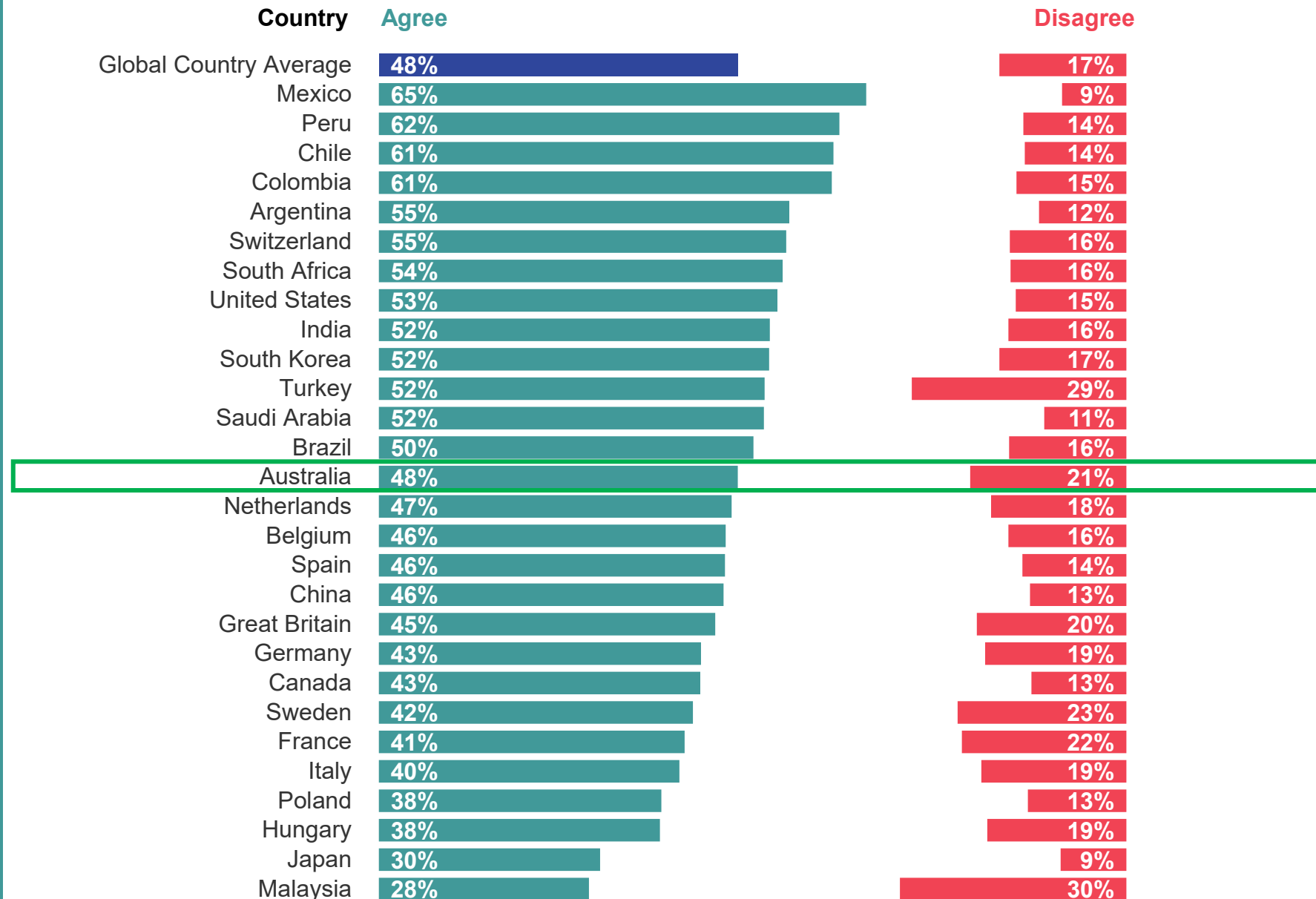
Base: 20,505 online adults aged 16-74 across 28 countries, 22 APRIL – 6 MAY 2022

Q.

Some say that asylum seekers should be allowed to work while waiting for a decision on their asylum claim while others think that they should not be allowed to work. To what extent do you agree or disagree with each of the following statements?

*Giving asylum seekers the right to work could attract people to [COUNTRY] without a genuine asylum claim*

Almost half (48%) say that giving asylum seekers the right to work could attract people to their country without a genuine asylum claim. Participants were less likely to agree and more likely to disagree with this statement than the previous statement.



Base: 20,505 online adults aged 16-74 across 28 countries, 22 APRIL – 6 MAY 2022

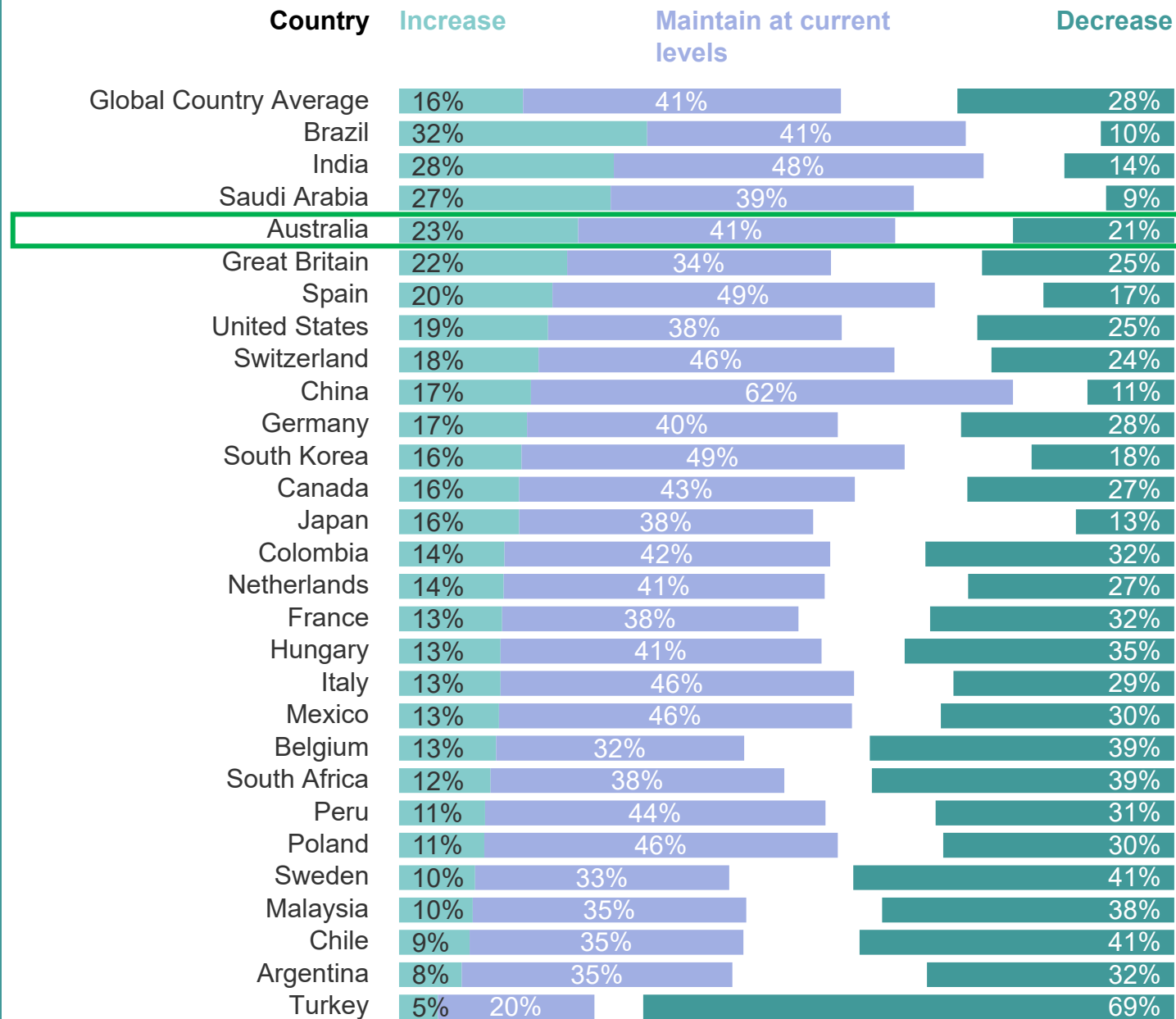
**Views are divided as to whether governments are accepting the right number of refugees and spending the right amount on refugees. There is somewhat greater support for maintaining or increasing spending on refugees than for accepting the same or increased number of refugees into their country. In Turkey, which hosts more refugees than any other country, a significant majority would prefer for their government to decrease spending and the number of refugees.**



Q.

Do you think the government in [COUNTRY] should increase, decrease, or maintain current spending levels on support for refugees around the world?

Two-fifths (41%) think the government in their country should maintain current spending levels on support for refugees around the world. Almost three in ten (28%) think the government should decrease current spending levels. Those most likely to support increased spending are in Brazil, India, and Saudi Arabia. Over two-thirds (69%) in Turkey think the government should decrease spending.

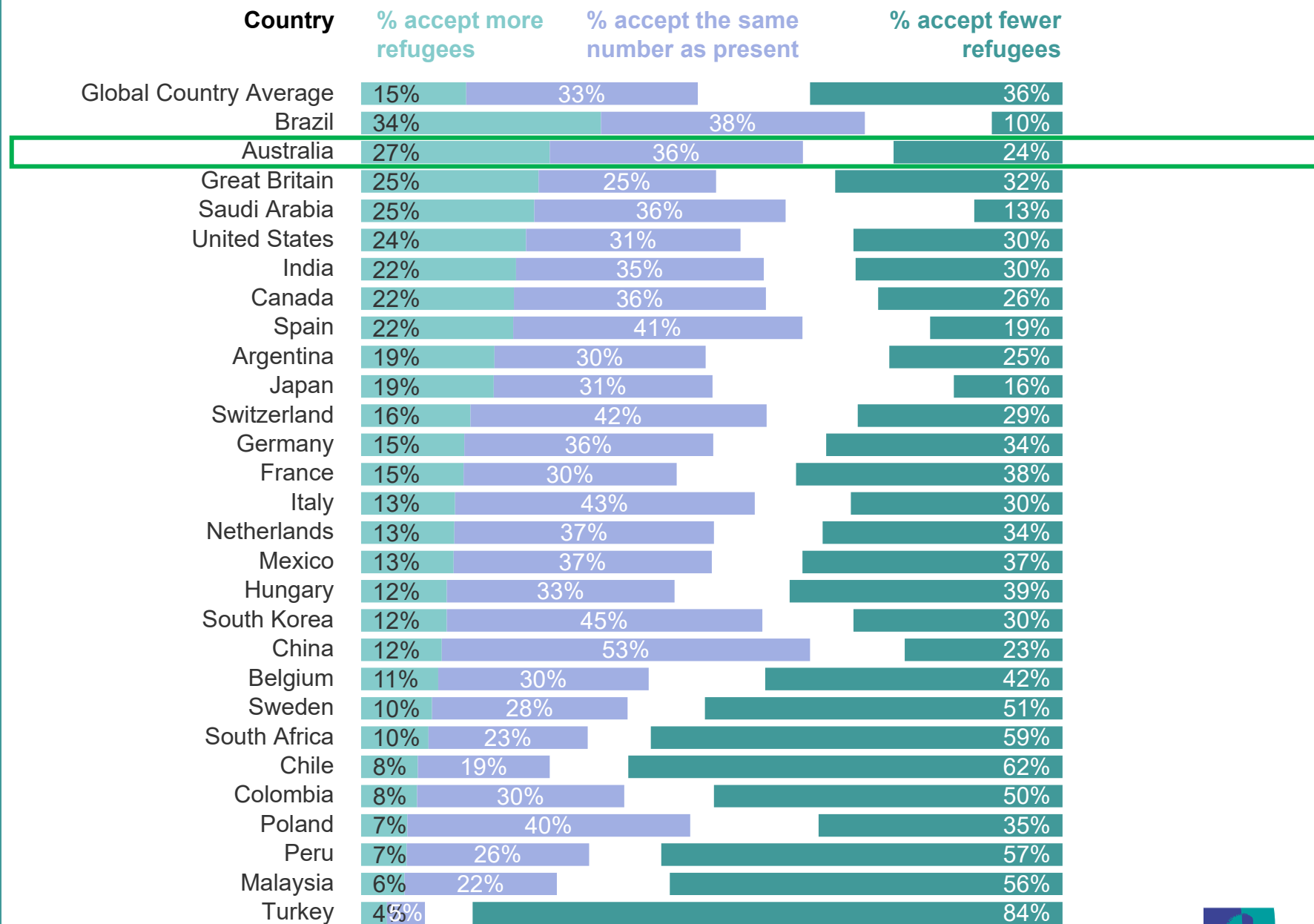


Base: 20,505 online adults aged 16-74 across 28 countries, 22 APRIL – 6 MAY 2022

Q.

Do you think the government in [COUNTRY] should accept more, fewer or the same number of refugees as it does at present?

More than a third (36%) think their government should accept fewer refugees than it does at present. Just one in six (15%) think the government in their country should accept more refugees than it does at present. Those who are more likely to think their country should accept more refugees are in Brazil, Australia, Great Britain and Saudi Arabia. In seven countries, at least half think the government should accept fewer refugees.



Base: 20,505 online adults aged 16-74 across 28 countries, 22 APRIL – 6 MAY 2022



# TAKING ACTION



**Two in five report having taken action to support refugees in the past 12 months, and nearly half of them were particularly motivated by the situation in Ukraine.**

# Q.

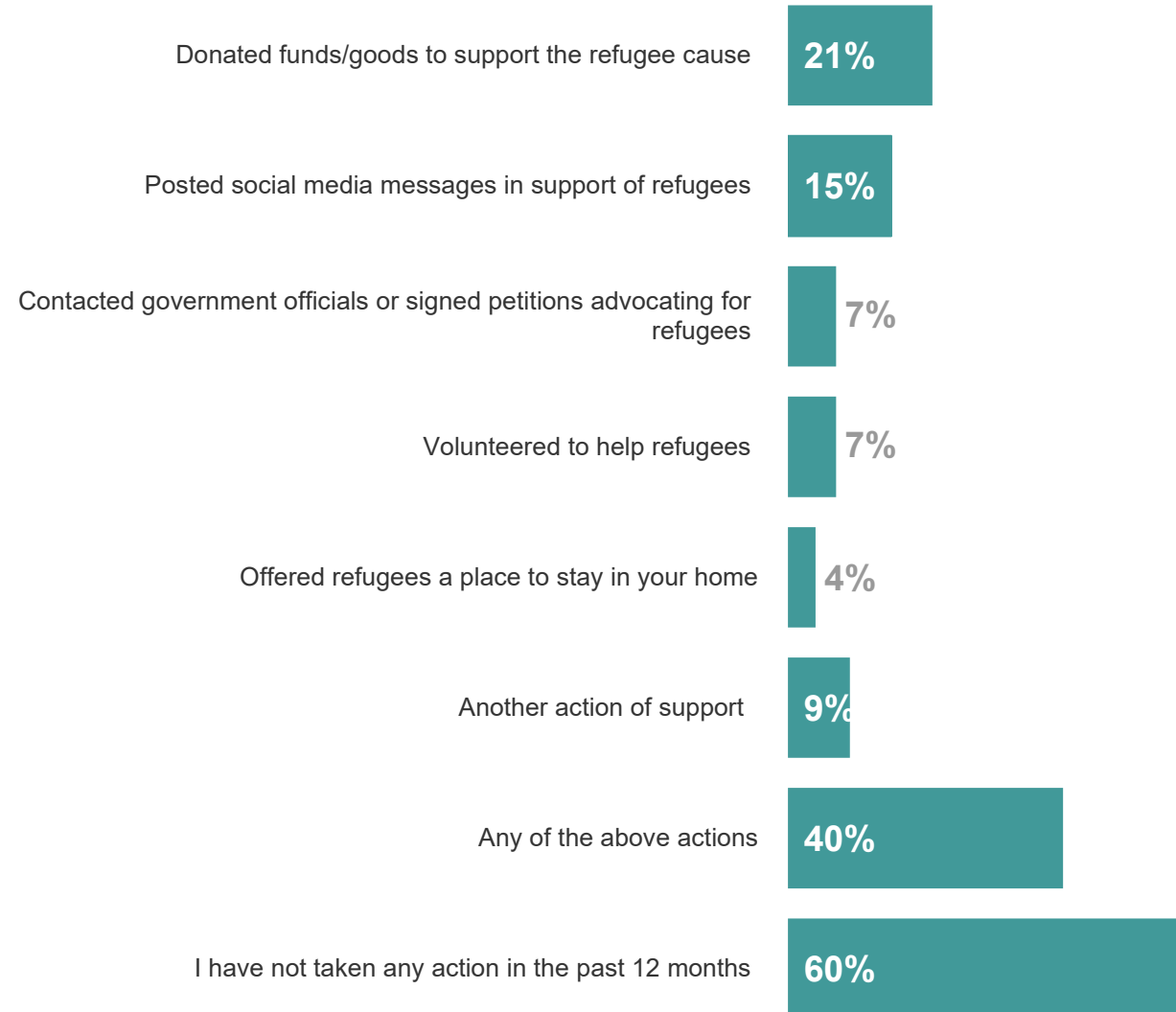
In the past 12 months, have you done any of the following?

## Global Country Averages

Two in five (40%) report having taken action to support refugees in the past 12 months, with donating funds or goods to support the refugee cause (21%) and posting social media messages in support of refugees (15%) being the top forms of support.

### Global Country Average

### Action taken





## Q. In the past 12 months, have you done any of the following?

A majority report having taken action to support refugees in Poland, India, Saudi Arabia.

### Top three actions:

- #1 action in Country
- #2 action in Country
- #3 action in Country

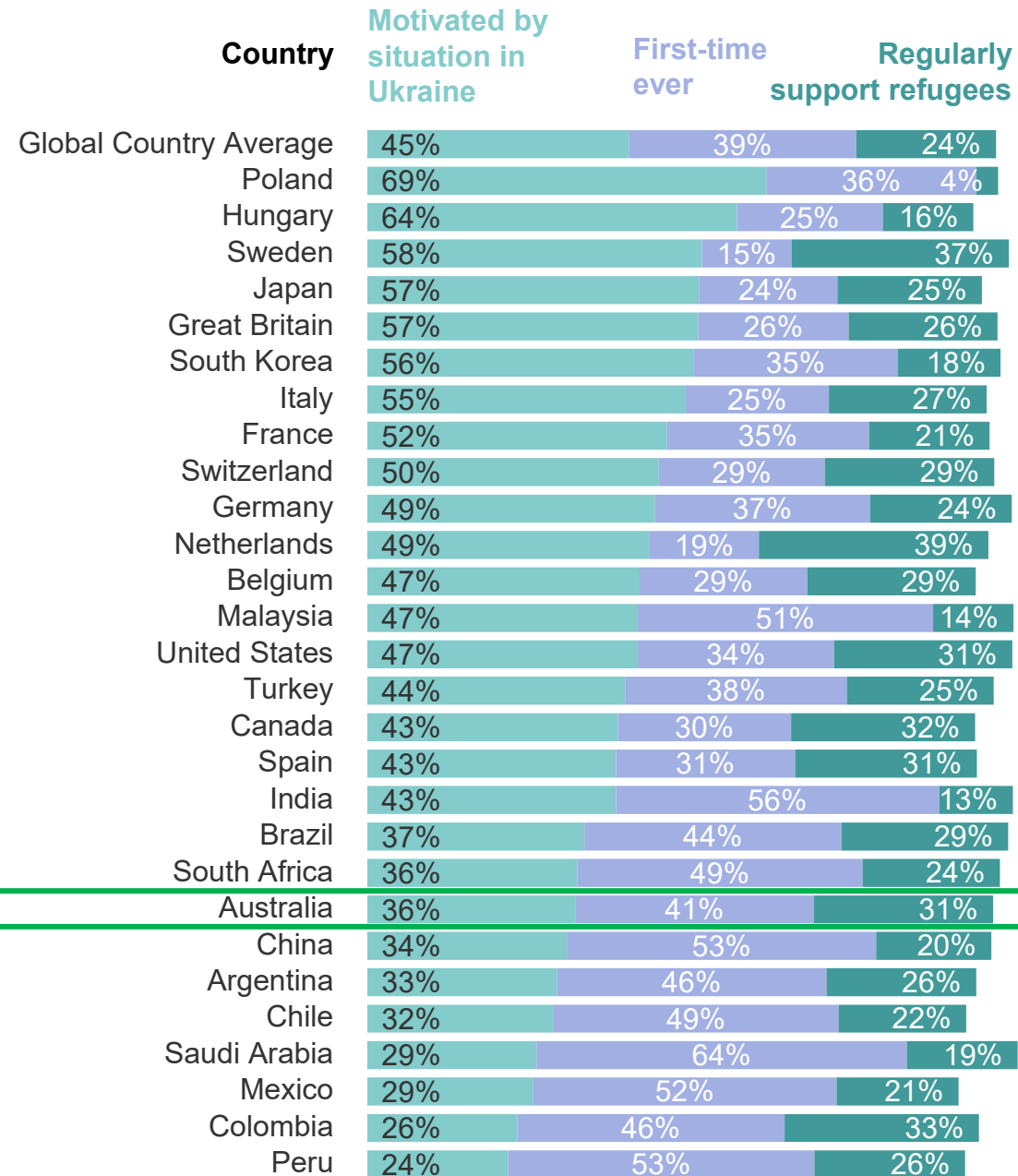
	TOT	ARG	AUS	BEL	BRA	CAN	CH	CHL	CHN	COL	ESP	FRA	GB	GER	HUN	IND	ITA	JAP	KSA	KOR	MAL	MEX	NLD	PER	POL	SAF	SE	TUR	USA
Donated funds/goods to support the refugee cause	21%	11%	13%	18%	17%	16%	25%	8%	23%	15%	27%	24%	27%	24%	30%	26%	27%	8%	23%	12%	15%	10%	34%	12%	55%	16%	37%	8%	19%
Posted social media messages in support of refugees	15%	17%	12%	9%	23%	10%	12%	17%	19%	19%	18%	10%	10%	11%	7%	26%	13%	2%	28%	9%	12%	13%	8%	23%	23%	21%	12%	7%	17%
Contacted government officials or signed petitions advocating for refugees	7%	5%	7%	4%	9%	5%	9%	2%	7%	5%	9%	7%	8%	6%	3%	18%	6%	2%	13%	7%	9%	3%	5%	2%	4%	8%	10%	5%	9%
Volunteered to help refugees	7%	3%	4%	7%	6%	4%	11%	4%	14%	6%	8%	7%	3%	12%	3%	18%	8%	1%	16%	4%	9%	5%	7%	6%	10%	9%	7%	7%	7%
Offered refugees a place to stay in your home	4%	2%	3%	4%	4%	2%	7%	2%	6%	8%	3%	4%	3%	5%	3%	16%	4%	0%	10%	3%	6%	4%	2%	4%	6%	4%	5%	5%	5%
Another action of support	9%	9%	4%	6%	7%	5%	11%	9%	10%	12%	12%	7%	3%	9%	12%	10%	10%	1%	6%	4%	10%	7%	6%	20%	19%	11%	13%	12%	7%
Any of the above actions	40%	31%	29%	33%	41%	28%	48%	30%	46%	43%	46%	38%	37%	44%	46%	57%	46%	12%	53%	25%	35%	30%	44%	48%	72%	38%	50%	24%	38%
I have not taken any action in the past 12 months	60%	69%	71%	67%	59%	73%	52%	70%	54%	58%	54%	62%	63%	56%	54%	43%	54%	88%	47%	75%	65%	70%	56%	52%	29%	62%	50%	76%	62%

Base: 20,505 online adults aged 16-74 across 28 countries, 22 APRIL – 6 MAY 2022

Q.

How would you describe the action(s) you've taken to support refugees in the past 12 months?

Over two-fifths (45%) would describe the action(s) they have taken to support refugees in the past 12 months as motivated by the situation in Ukraine, and two in five (39%) said it was the first time they had ever supported refugees. Those who are more likely to have been motivated by the situation in Ukraine are in Poland and Hungary.



Base: 20,505 online adults aged 16-74 across 28 countries, 22 APRIL – 6 MAY 2022

# Key takeaways....

1

**Attitudes toward refugees have become more positive over time, especially since 2021 when the pandemic led to increased concern about opening borders.**

2

**Concerns remain among a large proportion of the public regarding whether refugees are genuine and will integrate successfully, and there is less support for those seeking refuge due to personal characteristics.**

3

**There is widespread recognition that support for refugees is an international responsibility and a desire for governments to continue supporting refugees, but not necessarily for governments to do more.**

# These are the findings of a 28-country survey conducted on Ipsos' online *Global Advisor* platform between Friday, April 22 and Friday, May 6, 2022.

These are the results of a 28-country survey conducted by Ipsos on its Global Advisor online platform. Ipsos interviewed a total of 20,505 adults aged 18-74 in the United States, Canada, Malaysia, South Africa, and Turkey, and 16-74 in 23 other countries between Friday, April 22 and Friday, May 6, 2022.

The sample consists of approximately 1,000 individuals in each of Australia, Brazil, Canada, mainland China, France, Germany, Great Britain, Italy, Japan, Spain, and the U.S., and 500 individuals in each of Argentina, Belgium, Chile, Colombia, Hungary, India, Malaysia, Mexico, the Netherlands, Peru, Poland, Saudi Arabia, South Africa, South Korea, Sweden, Switzerland and Turkey.

The samples in Argentina, Australia, Belgium, Canada, France, Germany, Great

Britain, Hungary, Italy, Japan, the Netherlands, Poland, South Korea, Spain, Sweden, Switzerland, and the U.S. can be taken as representative of their general adult population under the age of 75.

The samples in Brazil, Chile, mainland China, Colombia, India, Malaysia, Mexico, Peru, Saudi Arabia, South Africa, and Turkey are more urban, more educated, and/or more affluent than the general population. The survey results for these countries should be viewed as reflecting the views of the more "connected" segment of their population.

The data is weighted so that each country's sample composition best reflects the demographic profile of the adult population according to the most recent census data.

"The Global Country Average" reflects the average results for all the countries where

the survey was conducted. It has not been adjusted to the population size of each country and is not intended to suggest a total result.

Where results do not sum to 100 or the "difference" appears to be +/-1 more/less than the actual, this may be due to rounding, multiple responses, or the exclusion of "don't know" or not stated responses.

The precision of Ipsos online polls is calculated using a credibility interval with a poll of 1,000 accurate to +/-3.5 percentage points and of 500 accurate to +/- 5.0 percentage points. For more information on Ipsos' use of credibility intervals, please visit the Ipsos website.

The publication of these findings abides by local rules and regulations.

## For more information

**Jessica Elgood**

Director

[jessica.elgood@ipsos.com](mailto:jessica.elgood@ipsos.com)

**Jessica Bruce**

Research Director

[Jessica.Bruce@ipsos.com](mailto:Jessica.Bruce@ipsos.com)



# ABOUT IPSOS

---

Ipsos is the third largest market research company in the world, present in 90 countries and employing more than 18,000 people.

Our research professionals, analysts and scientists have built unique multi-specialist capabilities that provide powerful insights into the actions, opinions and motivations of citizens, consumers, patients, customers or employees. Our 75 business solutions are based on primary data coming from our surveys, social media monitoring, and qualitative or observational techniques.

“Game Changers” – our tagline – summarises our ambition to help our 5,000 clients to navigate more easily our deeply changing world.

Founded in France in 1975, Ipsos is listed on the Euronext Paris since July 1st, 1999. The company is part of the SBF 120 and the Mid-60 index and is eligible for the Deferred Settlement Service (SRD).

ISIN code FR0000073298, Reuters ISOS.PA, Bloomberg IPS:FP  
**www.ipsos.com**

# GAME CHANGERS

---

In our world of rapid change, the need for reliable information to make confident decisions has never been greater.

At Ipsos we believe our clients need more than a data supplier, they need a partner who can produce accurate and relevant information and turn it into actionable truth.

This is why our passionately curious experts not only provide the most precise measurement, but shape it to provide True Understanding of Society, countries and People.

To do this we use the best of science, technology and know-how and apply the principles of security, simplicity, speed and substance to everything we do.

So that our clients can act faster, smarter and bolder. Ultimately, success comes down to a simple truth:  
**You act better when you are sure.**