

WORLD REFUGEE DAY

Global attitudes towards
hosting refugees

June 2022

REFUGEES
WELCOME



Introduction

This report presents the latest findings from an Ipsos global survey of over 20,000 adults across 28 countries for World Refugee Day 2022. The research seeks to shed a light on the magnitude of the refugee issue, and to contribute to a better global understanding of public support for refugees.

Since the start of this year alone, the UNHCR has recorded nearly 5 million Ukrainian refugees across Europe, adding to the 84 million displaced people recorded worldwide in mid-2021. Over the last decade, the number of internationally displaced people has more than doubled. Climate trends threaten to cause further displacement in the future.

The impacts of refugee crises are not

equally shared. Turkey, home to just 1% of the world's population, hosts 14% of internationally displaced people (including refugees, asylum-seekers, and Venezuelans displaced abroad).

The research found:

- A third believe their own country is one of those hosting the most refugees (before the Ukraine crisis). Excluding Turkey, Colombia and the US, who are the actual top 3, this means that 3 in 10 in the rest of the countries surveyed incorrectly overstate the true position of their country, according to data from the UNHCR for 2021.
- Few correctly identify the countries which really do host most refugees.

- A majority in most nations surveyed support allowing more refugees from Ukraine into their country, but support levels are lower for refugees from other countries.
- Views are divided as to which countries should be responsible for supporting refugees, with similar proportions thinking all countries should have responsibility for helping refugees as those who think the wealthiest should have the greatest responsibility.

KNOWLEDGE OF WHERE REFUGEES LIVE



A third think their own country is one of the three countries in the world hosting the greatest number of refugees – mostly incorrectly.

Only one in seven know that Turkey, which hosts the largest number of refugees, is in the top three.

Q.

Before the conflict in Ukraine, which 3 of these countries do you think took in the largest total number of refugees in the world?

Global Country Averages

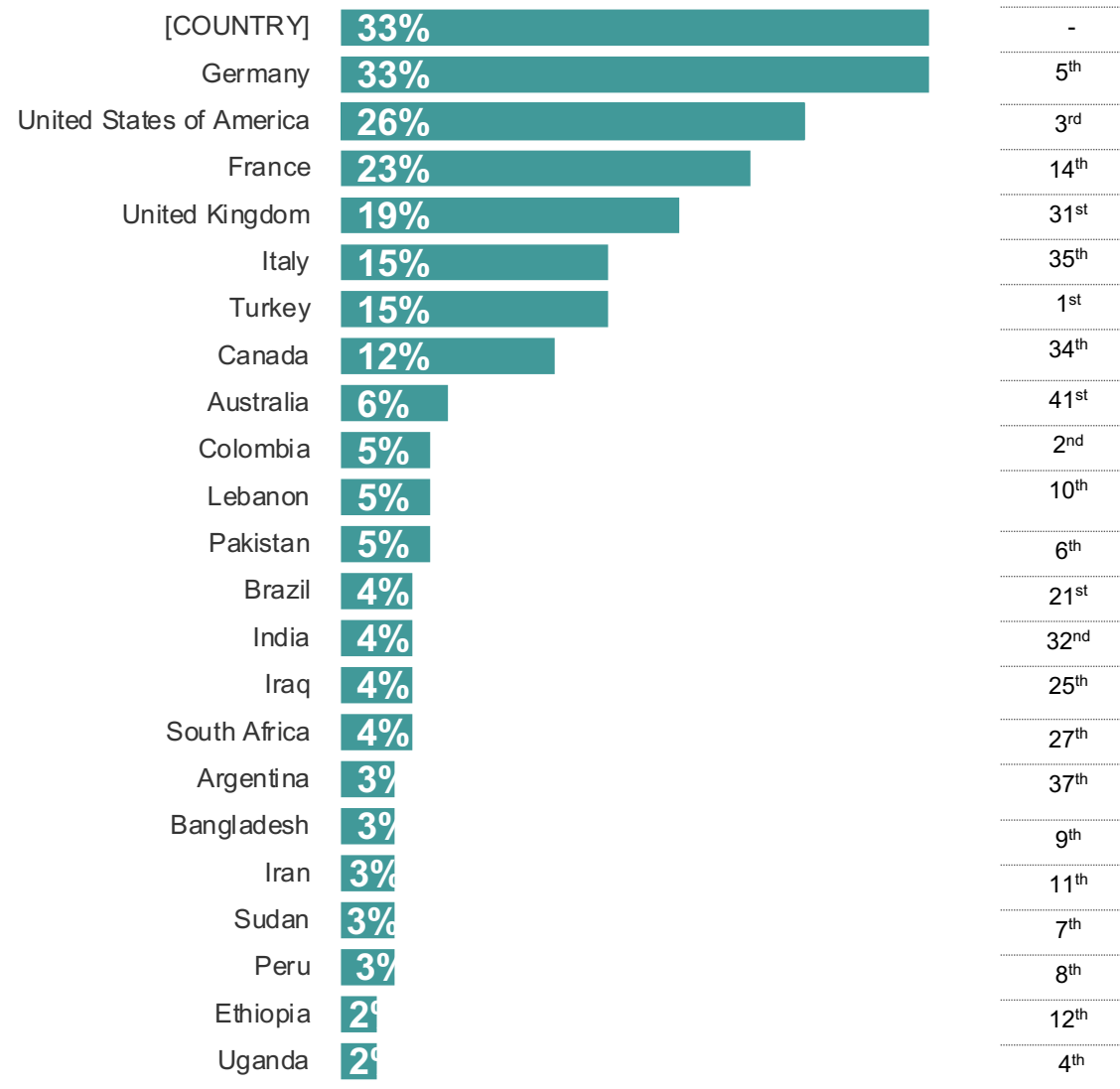
People tend to believe their own country has taken a leading role in hosting refugees, with a third (33%) selecting their country as one of the top three.

Germany, the USA and France were most likely to be selected, while in reality, these rank third, fifth, and 14th, respectively. Only 12% know that Turkey, which hosts the largest number of refugees, is in the top three.

Global Country Average

% Selecting each country in list

True rank*



Base: 20,504 online adults aged 14 across 28 countries, 22 APRIL – 6 MAY 2022

* True rank is based on UNHCR Refugee Data Finder data for 2021 for population data by country of asylum and includes refugees under UNHCR's mandate, asylum-seekers and Venezuelans displaced abroad.

Q.

Before the conflict in Ukraine, which 3 of these countries do you think took in the largest total number of refugees in the world?

Global Country Averages

Fewer than two in five (37%) could correctly select at least one of the top three countries in the world apart from their own country. Within the actual top three countries, those living in Turkey were most likely to select their own country (77%); less than half in Colombia (45%) and the US (42%) correctly selected their country. Half (51%) think a country in their region is one of the countries hosting the largest number of refugees. One third (33%) think their own country is one of these.

Global Country Average

% selecting...

...a country in their region (including own country)

51%

...at least one of the top three countries correctly

40%

...their own country

33%

...their own country incorrectly (ie excluding Turkey, Colombia and United States)

30%

Top countries selecting...

Turkey (80%)
Poland (72%)
Sweden (68%)

Turkey (78%)
Colombia (70%)
Mexico (59%)
Peru (54%)

Turkey (77%)
Sweden (49%)
Italy (48%)

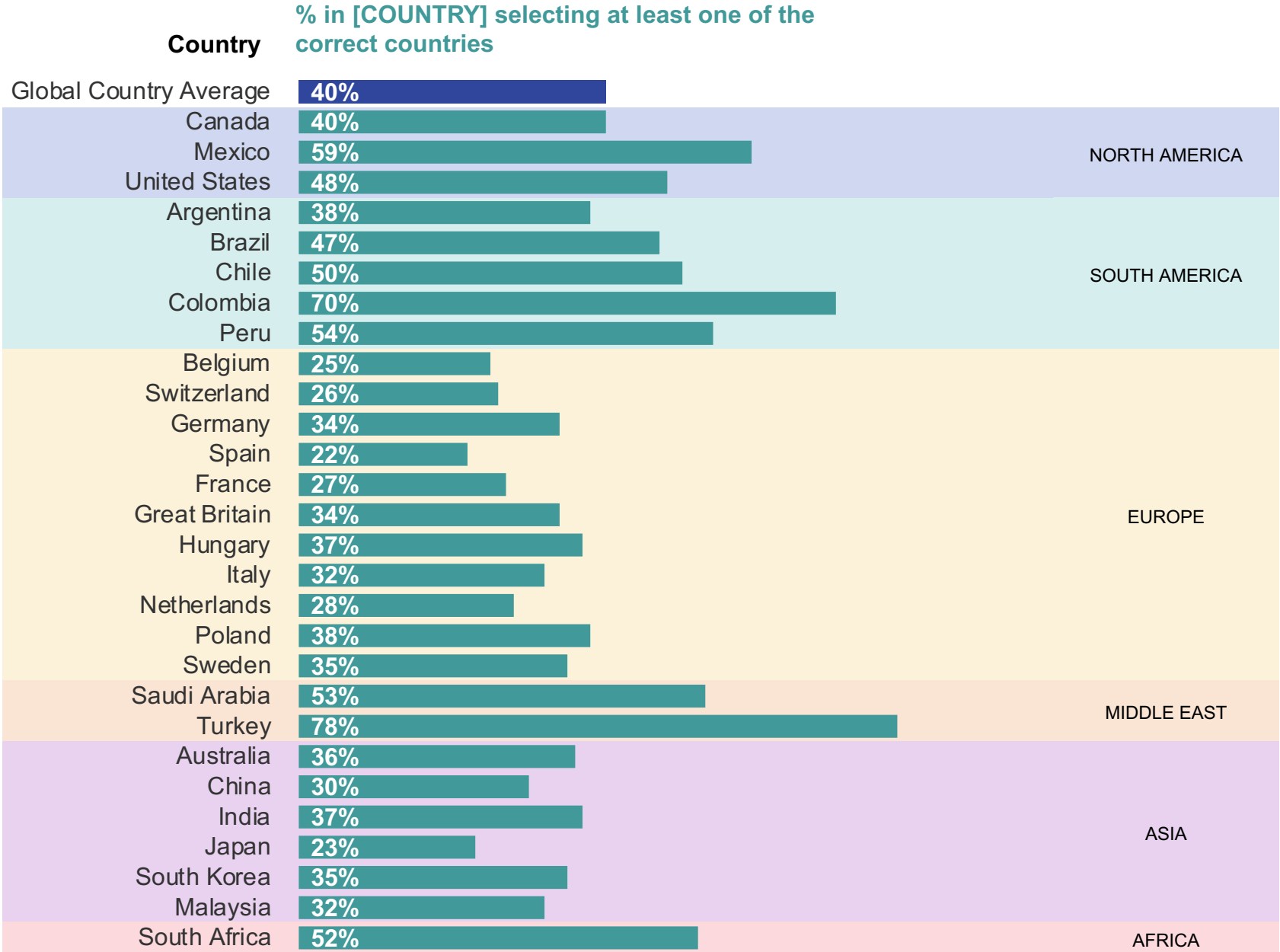
Sweden (49%, true rank 26th)
Italy (48%, true rank 35th)
Germany (47%, true rank 5th)
Canada (46%, true rank 34th)

Q.

Before the conflict in Ukraine, which 3 of these countries do you think took in the largest total number of refugees in the world?

% selecting at least one of the correct countries (Turkey, Colombia or United States of America)

Among the top three countries, people in the United States were least likely to correctly select at least one of the three countries which took in the largest total number of refugees in the world, despite the US taking in the third largest number of refugees.



Base: 20,505 online adults aged 16-74 across 28 countries, 22 APRIL – 6 MAY 2022

Q.

Before the conflict in Ukraine, which 3 of these countries do you think took in the largest total number of refugees in the world?

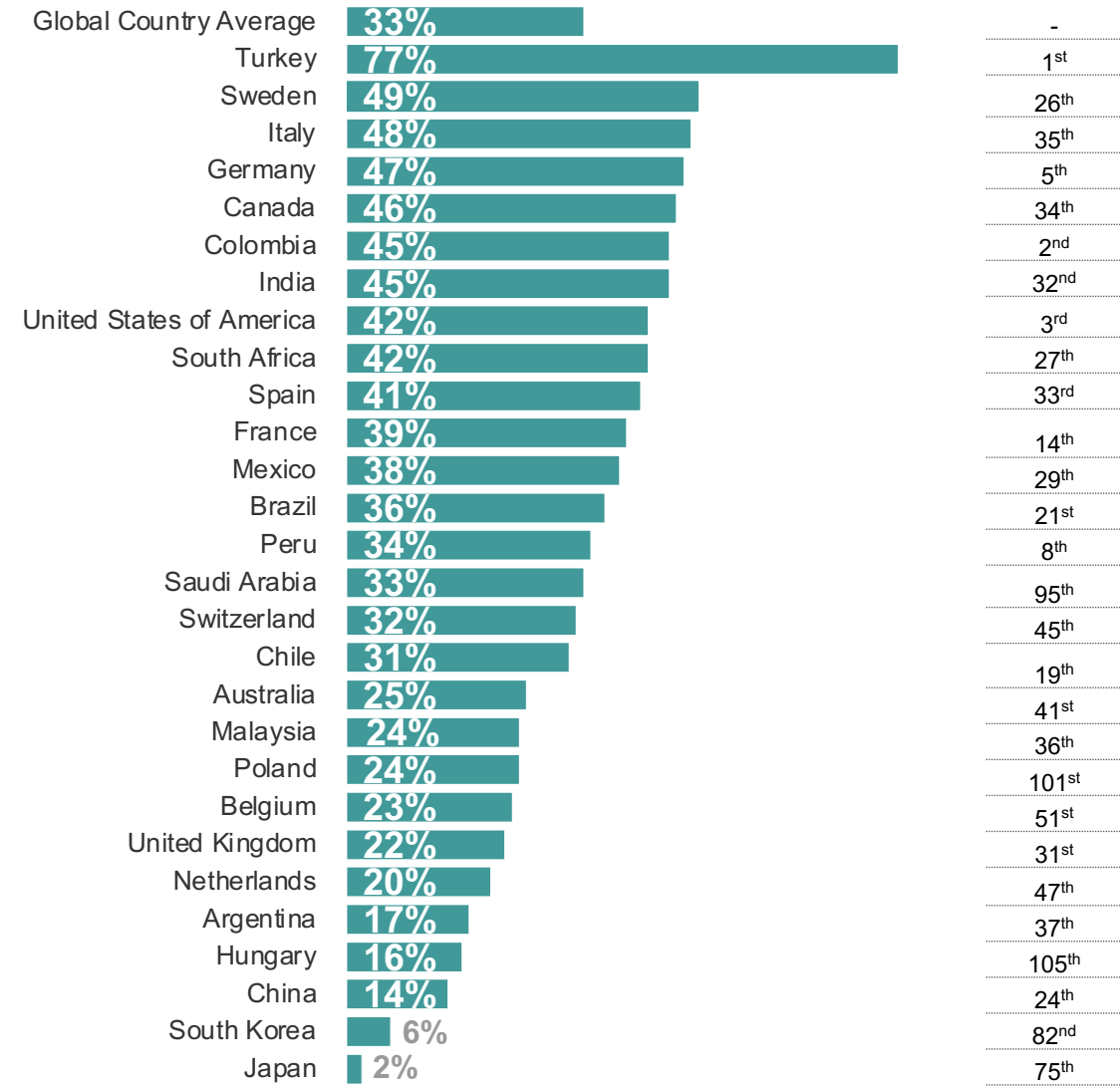
Global Country Averages

Those in Turkey are most likely to correctly identify their country as one of the correct answers while fewer are able to do so in Columbia and the United States. Those in Sweden and Italy are most likely to incorrectly say their country is one of the top three to take in the most refugees in the world.

Global Country Average

% saying their own country

True rank*



Base: 20,504 online adults aged 14 across 28 countries, 22 APRIL – 6 MAY 2022

* True rank is based on UNHCR Refugee Data Finder data for 2021 for population data by country of asylum and includes refugees under UNHCR's mandate, asylum-seekers and Venezuelans displaced abroad.

SUPPORT FOR POLICIES ON REFUGEES

Of the 28 countries surveyed, in only eight do less than half support allowing more refugees from Ukraine.

In all countries surveyed except Saudi Arabia and Malaysia, where support for Syrian refugees is the highest, refugees from Ukraine receive the highest level of support.

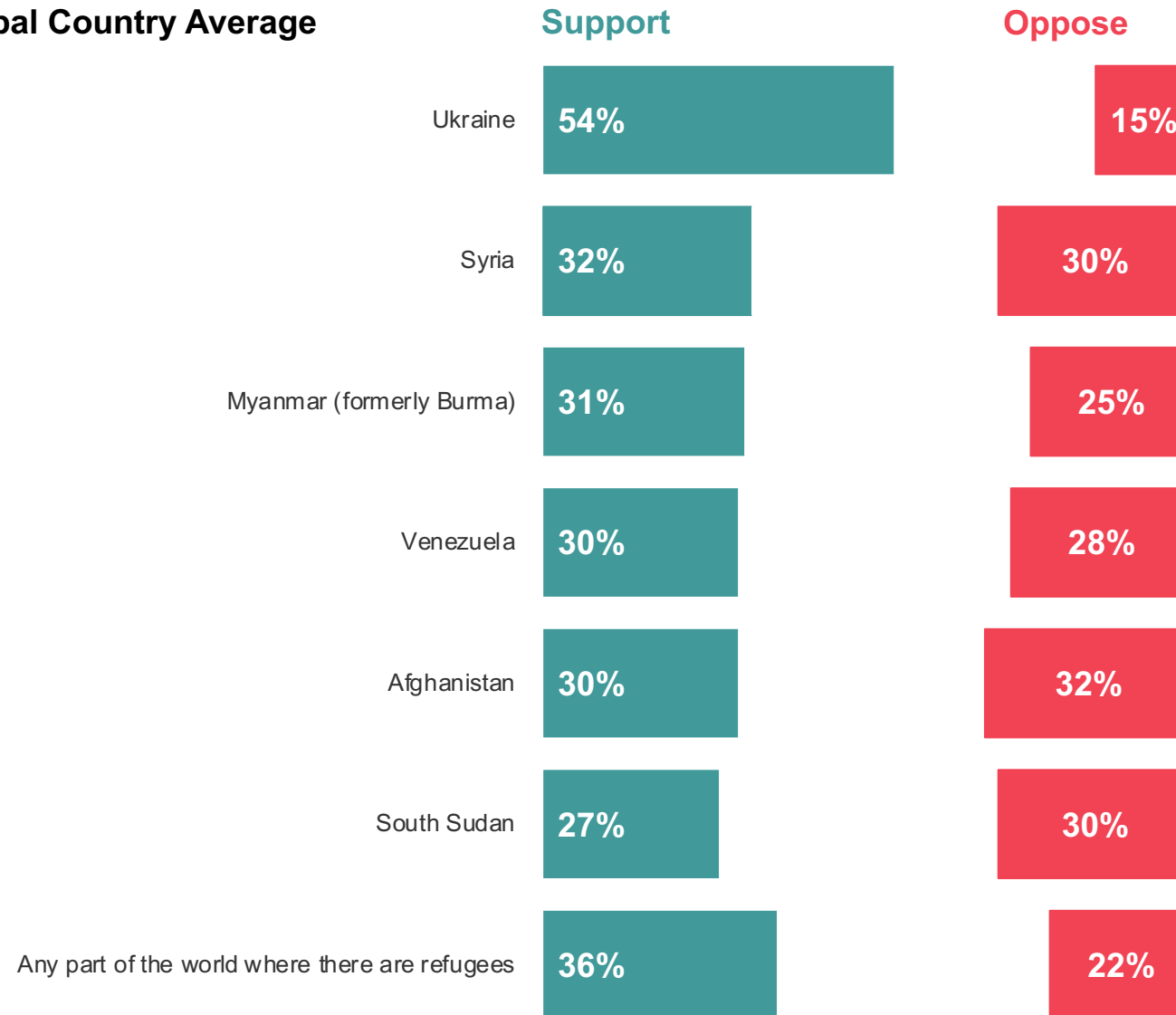
Q.

To what extent would you support or oppose allowing more refugees into [COUNTRY] from ... ?

Global Country Averages

A majority (54%) support allowing more refugees from Ukraine, and only one in seven (15%) oppose. People are more split on whether they support or oppose allowing more refugees from other countries. People are most likely to oppose allowing refugees from Afghanistan, with a third (32%) saying they oppose allowing refugees from Afghanistan into their own country.

Global Country Average



Base: 20,505 online adults aged 16-74 across 28 countries, 22 APRIL – 6 MAY 2022

Q.

To what extent would you support or oppose allowing more refugees into [COUNTRY] from ?

In all countries surveyed except Saudi Arabia and Malaysia, refugees from Ukraine receive the highest level of support. In Saudi Arabia and Malaysia, more support refugees from Syria than from any other country.

Country	% support							
	Afghanistan	Myanmar	South Sudan	Syria	Ukraine	Venezuela	Anywhere	
Global Country Average	30%	31%	27%	32%	54%	30%	36%	
Canada	37%	33%	33%	35%	64%	36%	41%	NORTH AMERICA
Mexico	37%	36%	36%	40%	61%	40%	50%	
United States	39%	35%	35%	39%	67%	40%	45%	
Argentina	37%	37%	36%	42%	59%	51%	52%	SOUTH AMERICA
Brazil	55%	52%	53%	58%	69%	61%	64%	
Chile	32%	30%	30%	38%	57%	24%	38%	
Colombia	32%	33%	28%	37%	59%	34%	43%	
Peru	32%	31%	30%	36%	57%	28%	46%	
Belgium	22%	25%	19%	23%	50%	23%	22%	EUROPE
Switzerland	33%	31%	27%	35%	60%	33%	38%	
Germany	29%	27%	23%	31%	60%	25%	31%	
Spain	39%	38%	37%	41%	64%	48%	49%	
France	25%	28%	23%	27%	62%	28%	30%	
Great Britain	36%	34%	30%	35%	64%	28%	39%	
Hungary	10%	11%	8%	9%	43%	12%	18%	
Italy	32%	31%	30%	36%	54%	32%	39%	
Netherlands	26%	23%	19%	28%	60%	17%	29%	
Poland	15%	18%	16%	20%	59%	24%	24%	
Sweden	27%	33%	26%	29%	73%	28%	38%	MIDDLE EAST
Saudi Arabia	45%	50%	49%	59%	44%	35%	52%	
Turkey	14%	17%	12%	11%	31%	17%	12%	
Australia	42%	44%	35%	39%	66%	38%	45%	ASIA
China	20%	21%	18%	20%	26%	22%	21%	
India	38%	42%	35%	39%	52%	40%	43%	
Japan	23%	30%	22%	21%	48%	21%	28%	
South Korea	18%	26%	15%	17%	40%	18%	22%	
Malaysia	18%	13%	12%	24%	18%	11%	14%	AFRICA
South Africa	31%	28%	33%	33%	48%	33%	41%	

Base: 20,505 online adults aged 16-74 across 28 countries, 22 APRIL – 6 MAY 2022

A third say all countries should have responsibility for helping refugees, regardless of where they are or how wealthy they are, while nearly the same proportion say the wealthiest countries should have the greatest responsibility for helping refugees. A minority think countries in the same region should bear the greatest responsibility. Few think that no countries should be responsible for helping refugees.

Q.

Which ONE, if any, of the following statements come closest to your view?

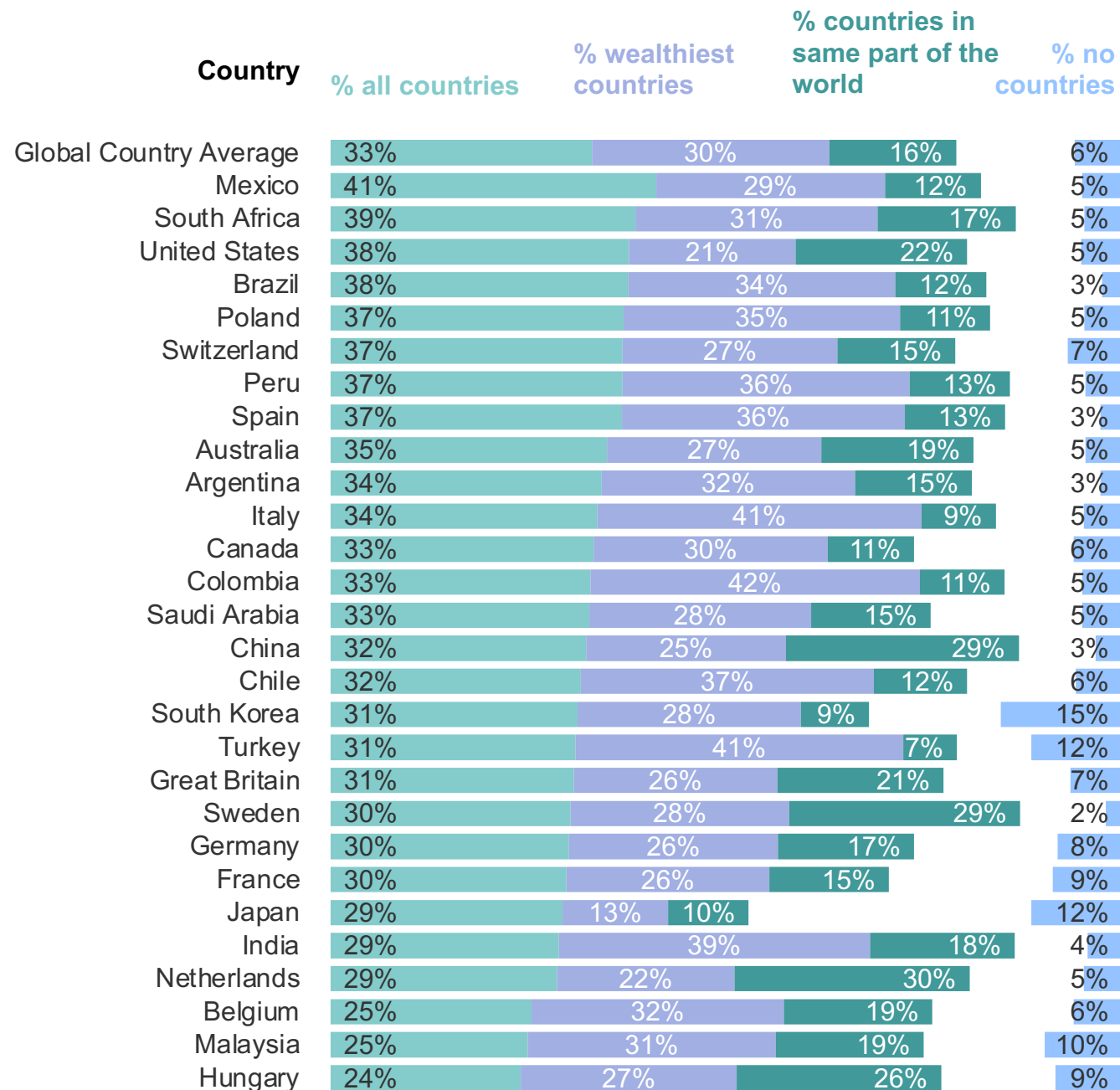
1. Countries in the same part of the world where refugees originate from should have the greatest responsibility to help those refugees

2. The wealthiest countries in the world should collectively have the greatest responsibility for helping all refugees around the world

3. All countries, no matter where they are or how wealthy they are, should have responsibility for helping all refugees around the world

4. No countries should be responsible for helping refugees

When asked which countries should have the greatest responsibility for helping refugees around the world, a third (33%) say all countries should have responsibility. Three in ten (30%) say the wealthiest countries should have the greatest responsibility, and only one in six (16%) say that countries in the same part of the world should have the greatest responsibility.



Key takeaways....

1

Misperceptions of where refugees are hosted are widespread, with many overstating their country's contribution to taking in refugees.

2

A majority support allowing more refugees from Ukraine, but support for accepting refugees from other countries is lower. This suggests that while the war in Ukraine may have softened attitudes toward refugees, this is not unconditional, and other issues may be affecting views towards refugees from other countries.

3

There is widespread recognition that support for refugees is an international responsibility, but there is disagreement as to which countries should be responsible.

These are the findings of a 28-country survey conducted on Ipsos' online *Global Advisor* platform between Friday, April 22 and Friday, May 6, 2022.

These are the results of a 28-country survey conducted by Ipsos on its Global Advisor online platform. Ipsos interviewed a total of 20,505 adults aged 18-74 in the United States, Canada, Malaysia, South Africa, and Turkey, and 16-74 in 23 other countries between Friday, April 22 and Friday, May 6, 2022.

The sample consists of approximately 1,000 individuals in each of Australia, Brazil, Canada, mainland China, France, Germany, Great Britain, Italy, Japan, Spain, and the U.S., and 500 individuals in each of Argentina, Belgium, Chile, Colombia, Hungary, India, Malaysia, Mexico, the Netherlands, Peru, Poland, Saudi Arabia, South Africa, South Korea, Sweden, Switzerland and Turkey.

The samples in Argentina, Australia, Belgium, Canada, France, Germany, Great

Britain, Hungary, Italy, Japan, the Netherlands, Poland, South Korea, Spain, Sweden, Switzerland, and the U.S. can be taken as representative of their general adult population under the age of 75.

The samples in Brazil, Chile, mainland China, Colombia, India, Malaysia, Mexico, Peru, Saudi Arabia, South Africa, and Turkey are more urban, more educated, and/or more affluent than the general population. The survey results for these countries should be viewed as reflecting the views of the more "connected" segment of their population.

The data is weighted so that each country's sample composition best reflects the demographic profile of the adult population according to the most recent census data.

"The Global Country Average" reflects the average results for all the countries where

the survey was conducted. It has not been adjusted to the population size of each country and is not intended to suggest a total result.

Where results do not sum to 100 or the "difference" appears to be +/-1 more/less than the actual, this may be due to rounding, multiple responses, or the exclusion of "don't know" or not stated responses.

The precision of Ipsos online polls is calculated using a credibility interval with a poll of 1,000 accurate to +/-3.5 percentage points and of 500 accurate to +/- 5.0 percentage points. For more information on Ipsos' use of credibility intervals, please visit the Ipsos website.

The publication of these findings abides by local rules and regulations.

For more information

Trinh Tu

Managing Director

Trinh.Tu@ipsos.com

Jessica Bruce

Research Director

Jessica.Bruce@ipsos.com

GAME CHANGERS



ABOUT IPSOS

Ipsos is the third largest market research company in the world, present in 90 countries and employing more than 18,000 people.

Our research professionals, analysts and scientists have built unique multi-specialist capabilities that provide powerful insights into the actions, opinions and motivations of citizens, consumers, patients, customers or employees. Our 75 business solutions are based on primary data coming from our surveys, social media monitoring, and qualitative or observational techniques.

“Game Changers” – our tagline – summarises our ambition to help our 5,000 clients to navigate more easily our deeply changing world.

Founded in France in 1975, Ipsos is listed on the Euronext Paris since July 1st, 1999. The company is part of the SBF 120 and the Mid-60 index and is eligible for the Deferred Settlement Service (SRD).

ISIN code FR0000073298, Reuters ISOS.PA, Bloomberg IPS:FP
www.ipsos.com

GAME CHANGERS

In our world of rapid change, the need for reliable information to make confident decisions has never been greater.

At Ipsos we believe our clients need more than a data supplier, they need a partner who can produce accurate and relevant information and turn it into actionable truth.

This is why our passionately curious experts not only provide the most precise measurement, but shape it to provide True Understanding of Society, countries and People.

To do this we use the best of science, technology and know-how and apply the principles of security, simplicity, speed and substance to everything we do.

So that our clients can act faster, smarter and bolder. Ultimately, success comes down to a simple truth:

You act better when you are sure.

