

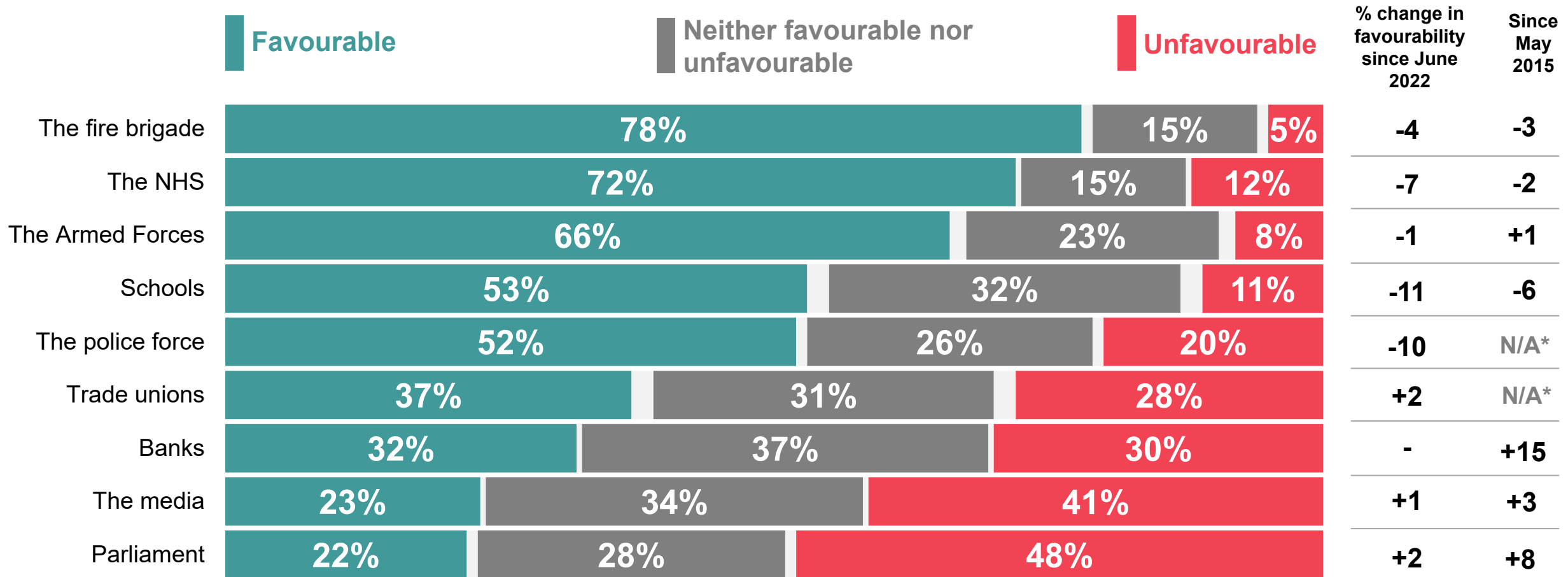


# **IPSOS UK Armed Forces polling**

**October 2022**

# Looking at institutions in Britain, the public are most favourable towards the fire brigade, NHS and Armed Forces

How favourable or unfavourable is your overall opinion of the following?



Base: 1,095 Online British adults aged 16-75, 24-25 September 2022

\*N/A – not asked in 2015 survey



**In 2021, 5.2% of overall government spending was on defence<sup>1</sup>. Britons tend to overestimate defence spending, with a mean guess of £20.34 out of every £100 spent by British government going towards the Armed Forces**

Out of every £100 spent by the British government, how many pounds do you think go towards funding the Armed Forces?

■ £0-5   ■ £6-10   ■ £11-19   ■ £20-50   ■ £51+   ■ Don't know

### September 2022

Mean



£20.34

### June 2022



£16.50

Base: 1,095 Online British adults aged 16-75, 24-25 September 2022  
<sup>1</sup>Source: <https://www.gov.uk/government/statistics/defence-departmental-resources-2021/mod-departmental-resources-2021>



# A third of Brits think government spending on defence and the Armed Forces should stay about the same

Do you think government spending on defence and the Armed Forces in the UK should be...?

Increased - even if this means extra government borrowing, higher taxes, or less money to spend on other public services

Stay about the same

Decreased - to reduce government borrowing, lower taxes, or to allow more money to be spent on other public services

## September 2022



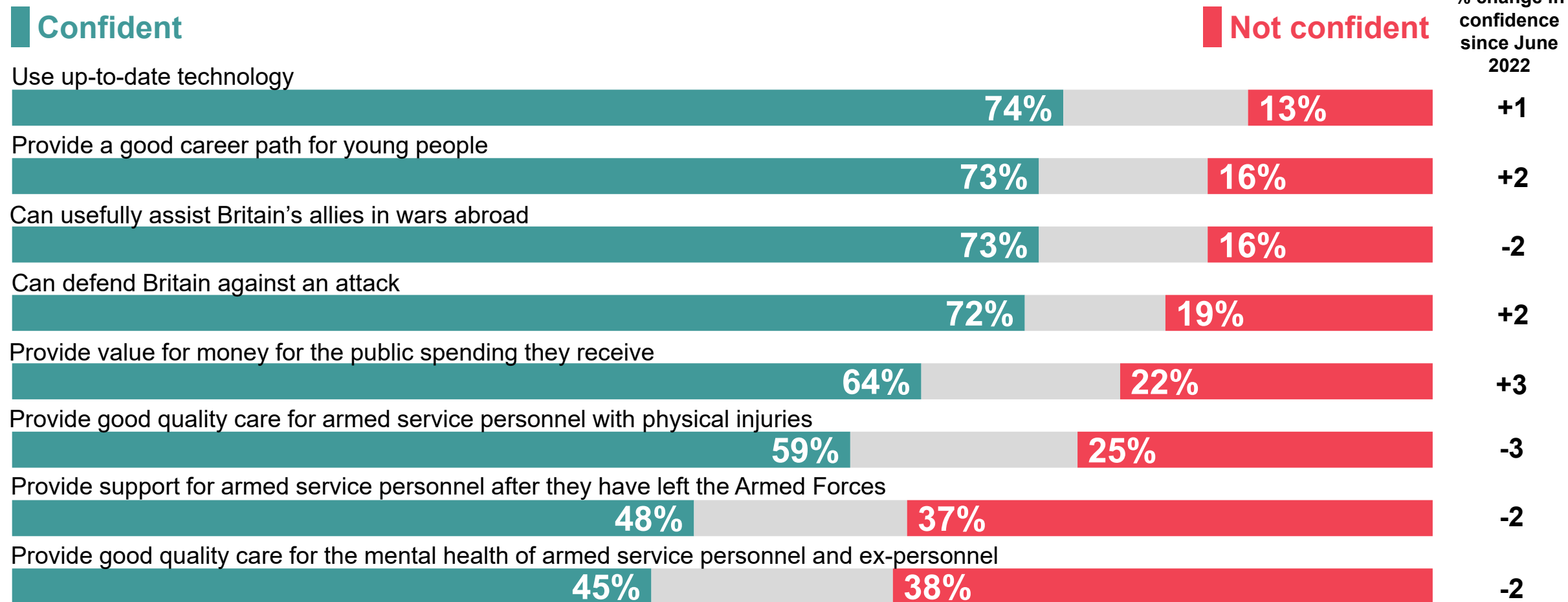
## June 2022



Base: 1,095 Online British adults aged 16-75, 24-25 September 2022

# Brits are mostly confident in the abilities of their Armed Forces – especially in using up-to-date tech, providing a good career path and in defending Britain and assisting allies. But less confident on mental health care or support after personnel leave the service

How confident, if at all, are you that Britain's Armed Forces can do the following?



Base: 1,095 Online British adults aged 16-75, 24-25 September 2022

# Support for Britain's current role in the Ukraine conflict is higher among older age groups and 2019 Conservative voters

To what extent, if at all, do you support or oppose Britain's current role in the Ukraine conflict?

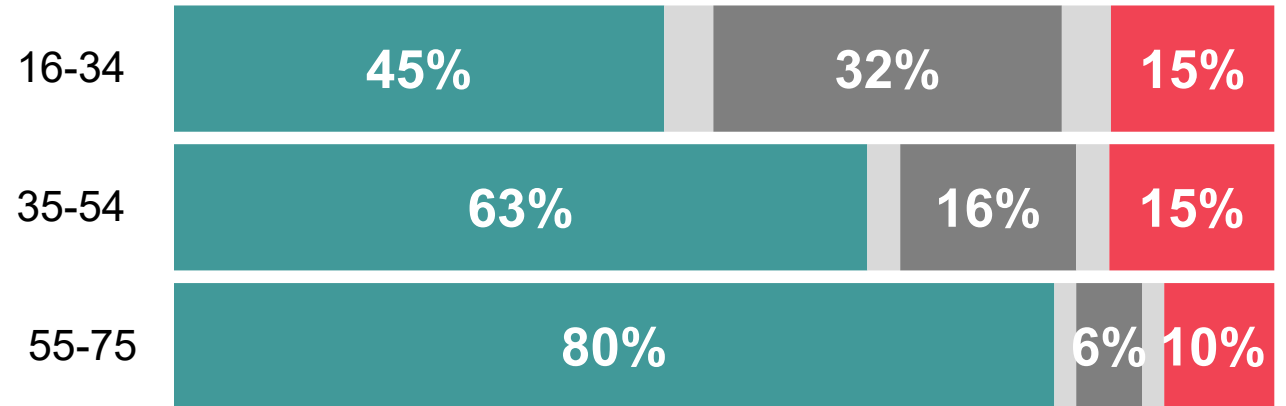
**Strongly/tend to support**

**Neither support nor oppose**

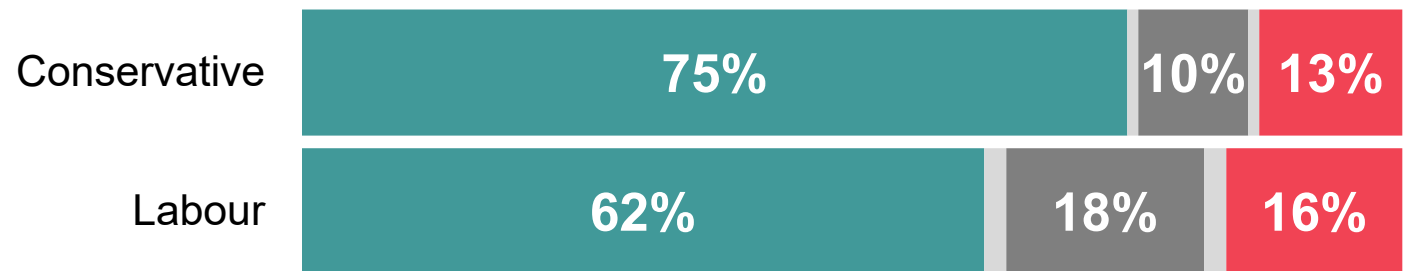
**Strongly/ tend to oppose**



## By age group



## By 2019 General Election vote



**Base:** 1,095 Online British adults aged 16-75, 24-25 September 2022, including those aged 16-34 (375), 35-54 (395), and 55-75 (325), Conservative voters (316) and Labour voters (252)



# Around three in five are supportive of Britain sending weapons and money to help Ukraine in their fight against Russia

To what extent, if at all, do you support or oppose Britain sending ... to help Ukraine in their fight against Russia?



## Weapons



## Money



Base: 1,095 Online British Adults 16-75, 24-25 September 2022

# Ipsos

**October 2022**

**For more information**

Gideon Skinner  
Research Director  
[gideon.skinner@ipsos.com](mailto:gideon.skinner@ipsos.com)

