

# WORLD AFFAIRS

## Citizens of 33 Countries Assess Threats and Engagement in International Affairs

---

Dr. Darrell Bricker

2022-11-18

© 2022 Ipsos. All rights reserved. Contains Ipsos' Confidential and Proprietary information and may not be disclosed or reproduced without the prior written consent of Ipsos.



1. Global Threats Assessment
2. Confidence in Response to Threats
3. Global Gap Between Priority Of Threat And Level Of Preparation
4. Willingness To Engage In World Affairs
5. World Affairs Influencers
6. World Affairs Values
7. International Institutions and Agreements

# Methodology

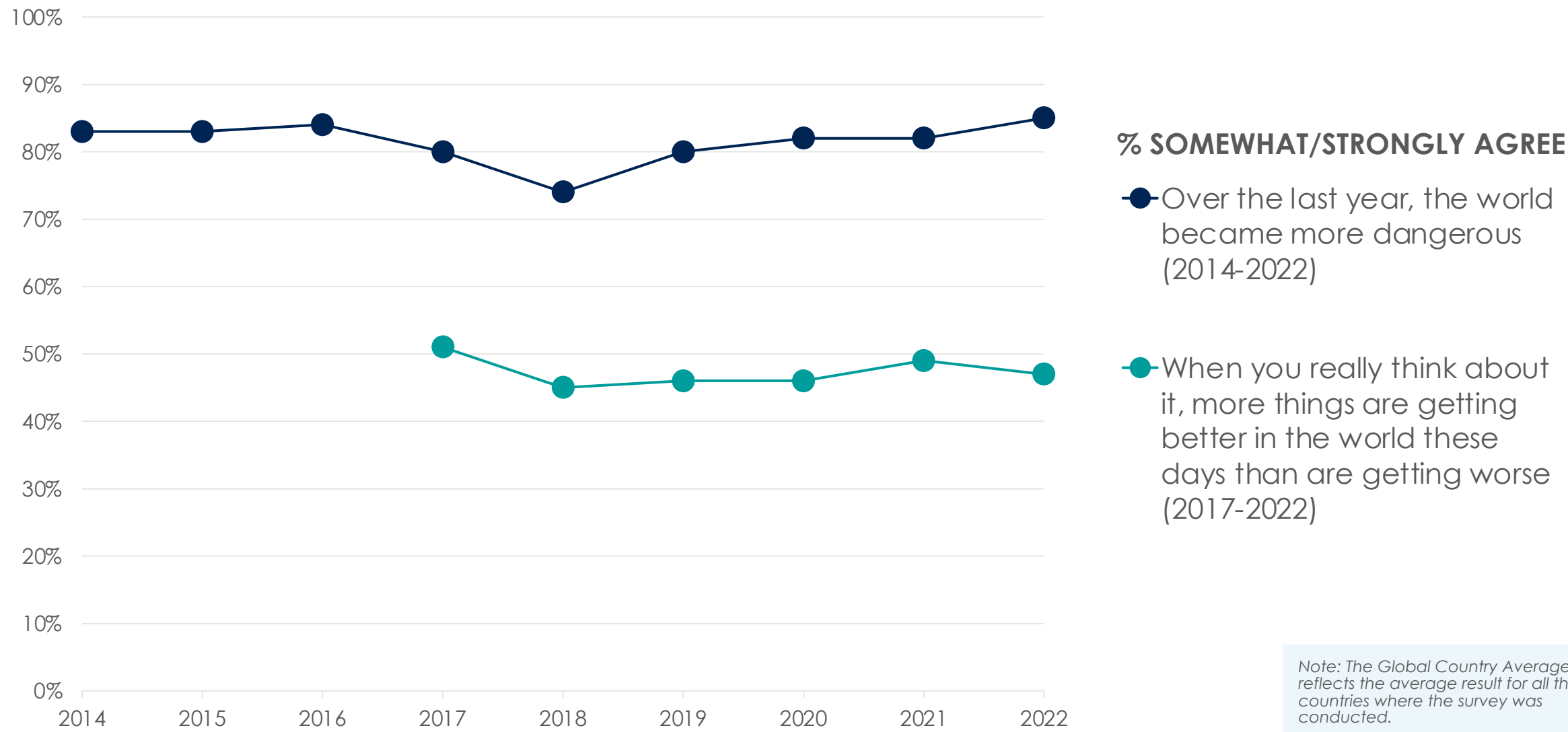
- These are the results of a 33-market survey conducted by Ipsos on its Global Advisor online platform. Ipsos interviewed a total of 32,507 adults aged 18-74 in the United States, Canada, Malaysia, South Africa, and Turkey, 20-74 in Thailand, 21-74 in Indonesia, and 16-74 in 27 other markets between Friday, September 23 and Friday, October 7, 2022.
- The sample consists of approximately 1,000 individuals in each of Argentina, Australia, Belgium, Brazil, Canada, Chile, mainland China, Colombia, France, Germany, Great Britain, India, Indonesia, Italy, Japan, Malaysia, Mexico, the Netherlands, Peru, Poland, Romania, Saudi Arabia, South Africa, South Korea, Spain, Sweden, Thailand, Ukraine, the United Arab Emirates, and the U.S., and 500 individuals in each of Hungary, Republic of Ireland, and Turkey.
- The samples in Argentina, Australia, Belgium, Canada, France, Germany, Great Britain, Hungary, Italy, Japan, the Netherlands, Poland, Romania, South Korea, Spain, Sweden, and the U.S. can be taken as representative of their general adult population under the age of 75.
- The samples in Brazil, Chile, mainland China, Colombia, India, Indonesia, Ireland, Malaysia, Mexico, Peru, Saudi Arabia, South Africa, Thailand, Turkey, Ukraine, and the UAE are more urban, more educated, and/or more affluent than the general population. The survey results for these countries should be viewed as reflecting the views of the more “connected” segment of their population.
- The data is weighted so that each market’s sample composition best reflects the demographic profile of the adult population according to the most recent census data.
- “The Global Country Average” reflects the average result for all the countries and markets where the survey was conducted. It has not been adjusted to the population size of each country or market and is not intended to suggest a total result.
- Where results do not sum to 100 or the ‘difference’ appears to be +/-1 more/less than the actual, this may be due to rounding, multiple responses, or the exclusion of “don’t know” or not stated responses.
- The precision of Ipsos online polls is calculated using a credibility interval with a poll of 1,000 accurate to +/- 3.5 percentage points and of 500 accurate to +/- 5.0 percentage points. For more information on Ipsos’ use of credibility intervals, please visit the Ipsos website.
- The publication of these findings abides by local rules and regulations.

# GLOBAL THREATS ASSESSMENT

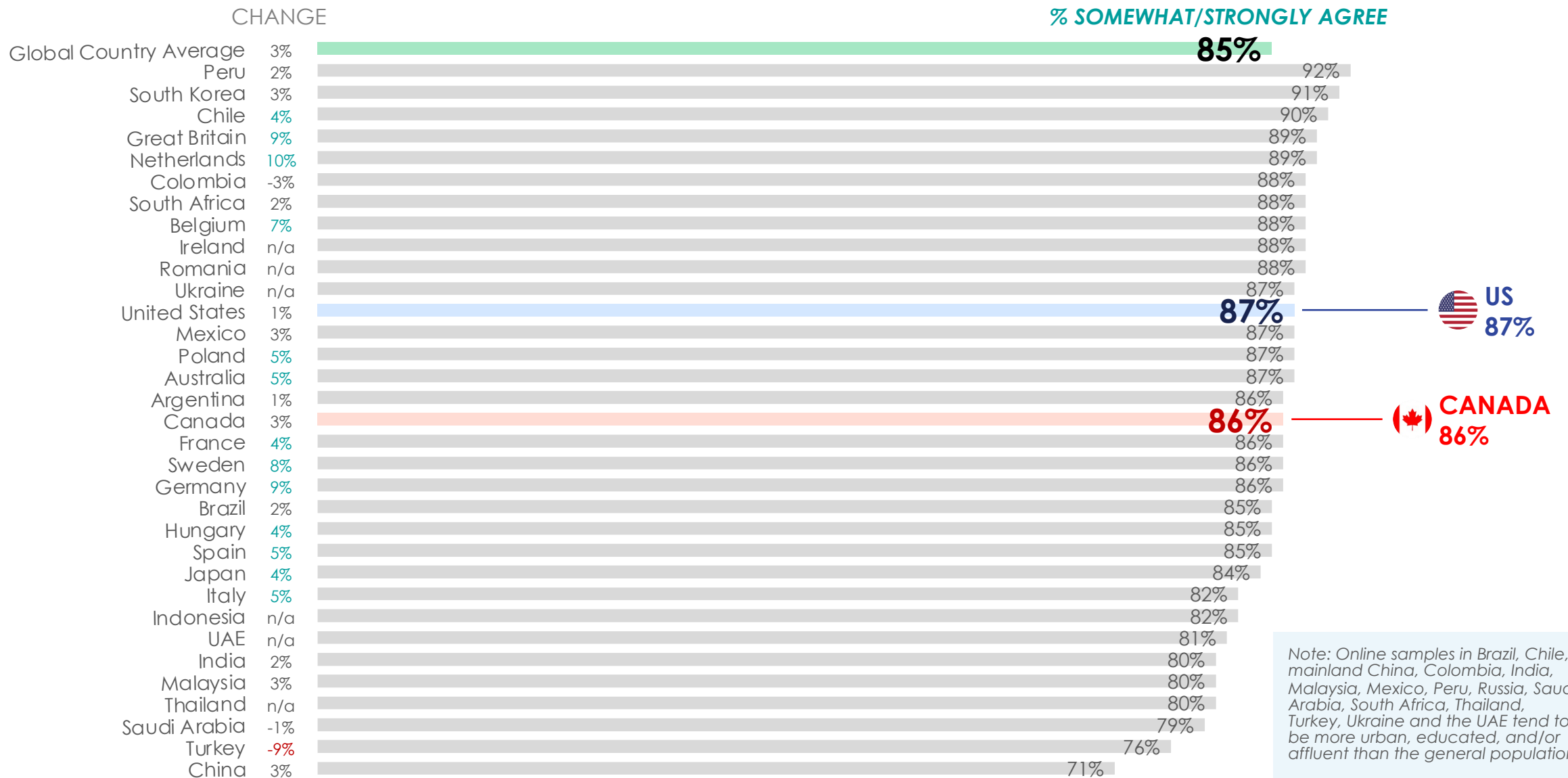
Citizens of 33 Countries Assess Threats and  
Engagement in International Affairs

1

# ATTITUDES ABOUT THE STATE OF THE WORLD OVER TIME

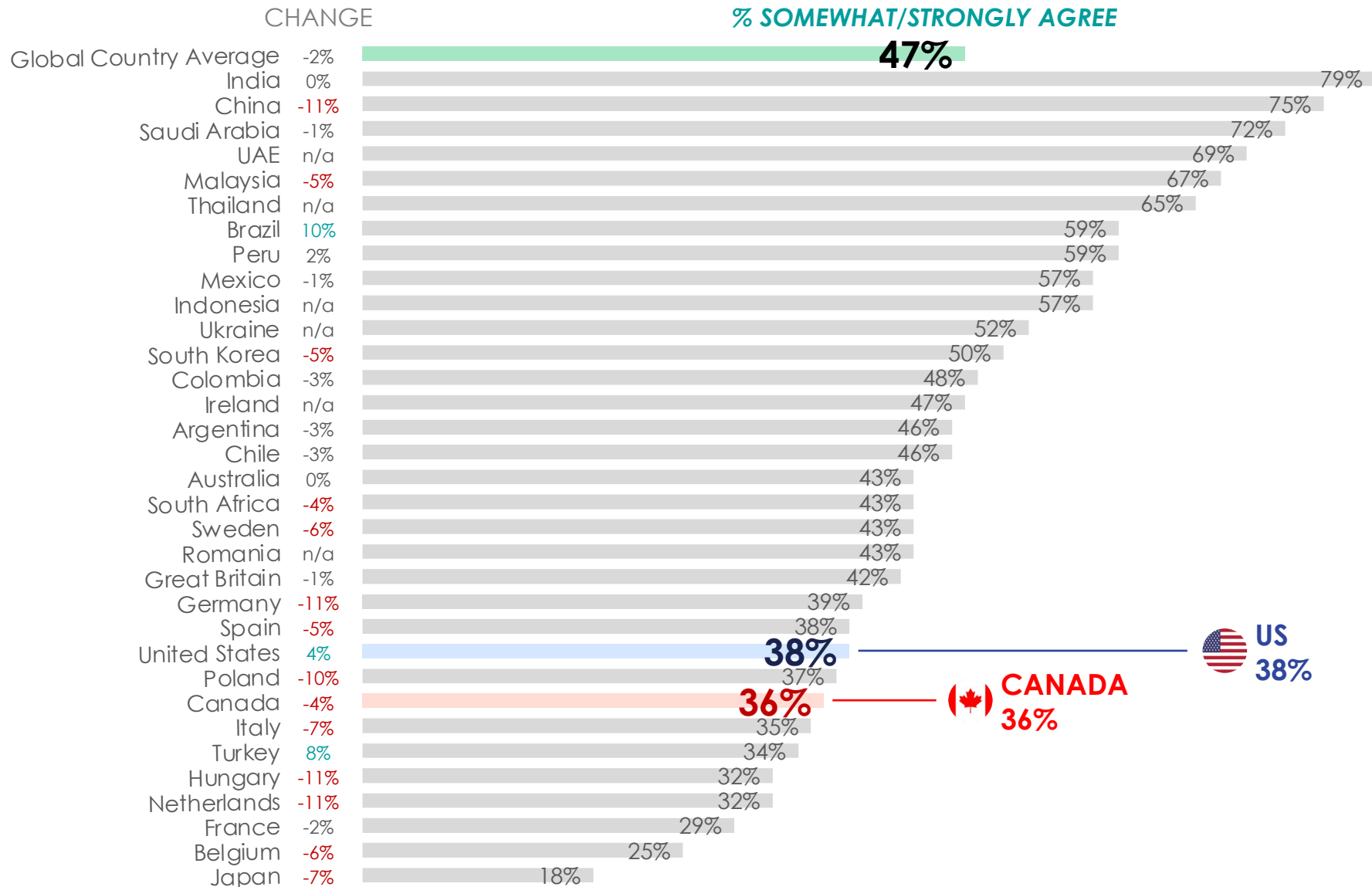


# OVER THE LAST YEAR THE WORLD BECAME MORE DANGEROUS





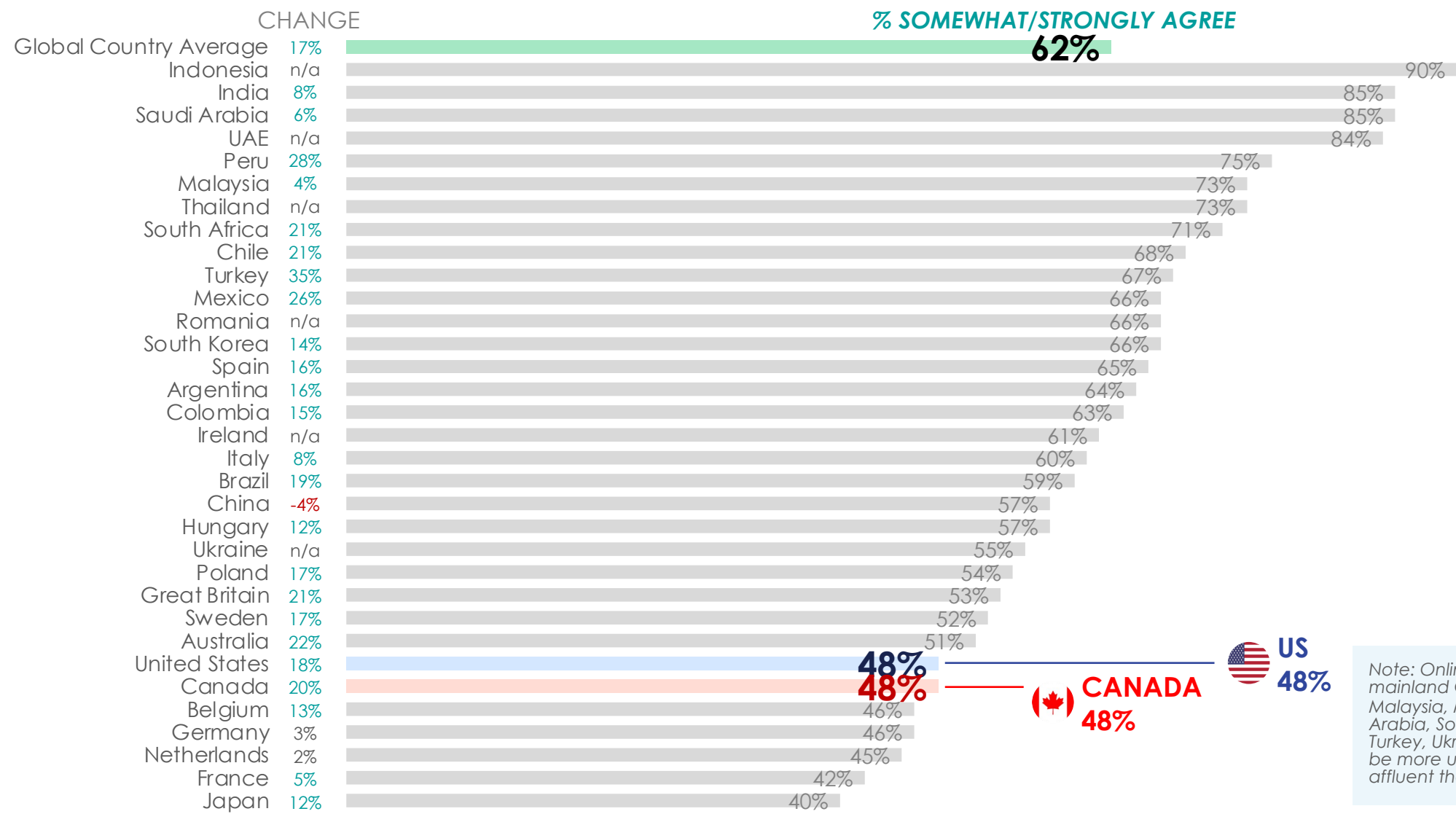
# WHEN YOU REALLY THINK ABOUT IT, MORE THINGS ARE GETTING BETTER IN THE WORLD THESE DAYS THAN ARE GETTING WORSE



Note: Online samples in Brazil, Chile, mainland China, Colombia, India, Malaysia, Mexico, Peru, Russia, Saudi Arabia, South Africa, Thailand, Turkey, Ukraine and the UAE tend to be more urban, educated, and/or affluent than the general population.

# COVID-19 OUTBREAK END IN SIGHT

Q: The coronavirus outbreak or COVID-19 outbreak has been contained and will soon be over

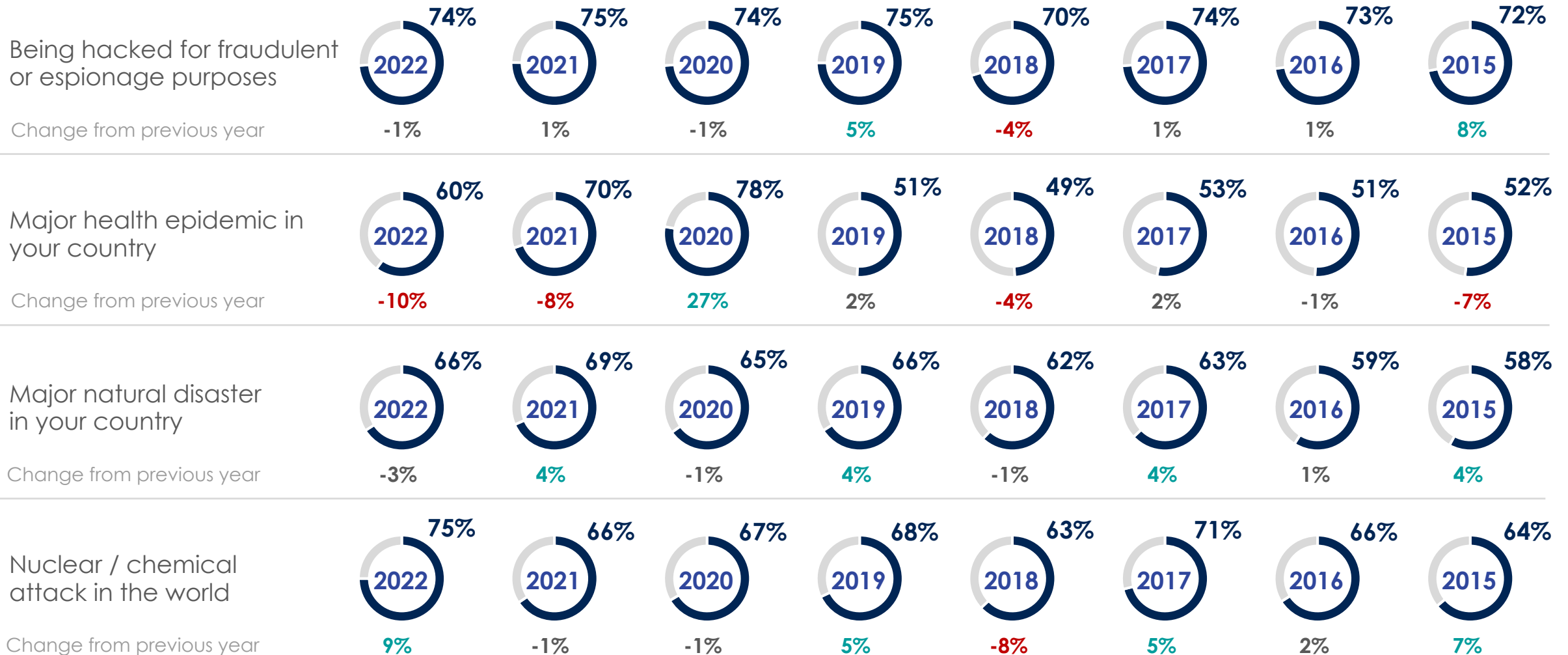


Note: Online samples in Brazil, Chile, mainland China, Colombia, India, Malaysia, Mexico, Peru, Russia, Saudi Arabia, South Africa, Thailand, Turkey, Ukraine and the UAE tend to be more urban, educated, and/or affluent than the general population.



# GLOBAL THREAT ASSESSMENT

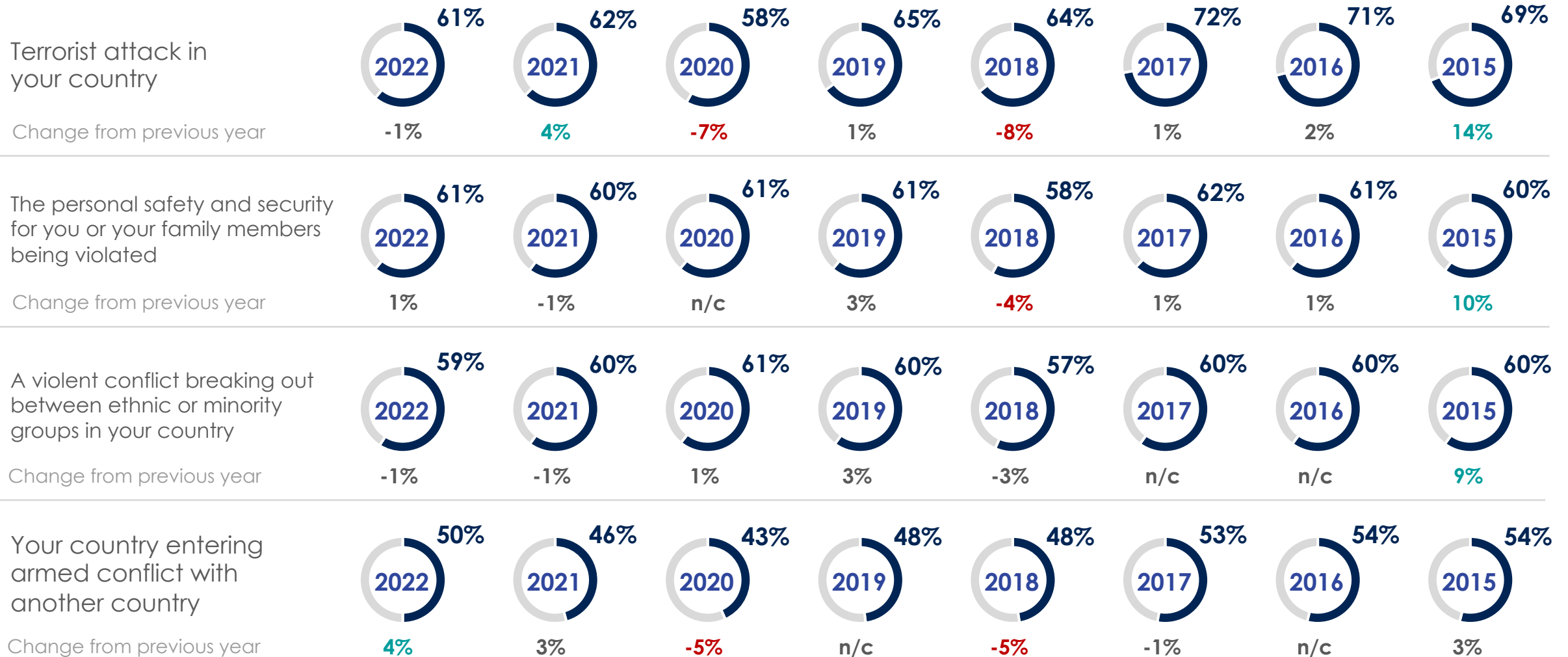
**Q:** How real do you feel the threat is of any of the following happening in the next twelve months — a very real threat, a somewhat real threat, not much of a real threat or not a real threat at all? **(Very Real Threat/Somewhat Real Threat)**



Note: The Global Country Average reflects the average result for all the countries where the survey was conducted.

# GLOBAL THREAT ASSESSMENT

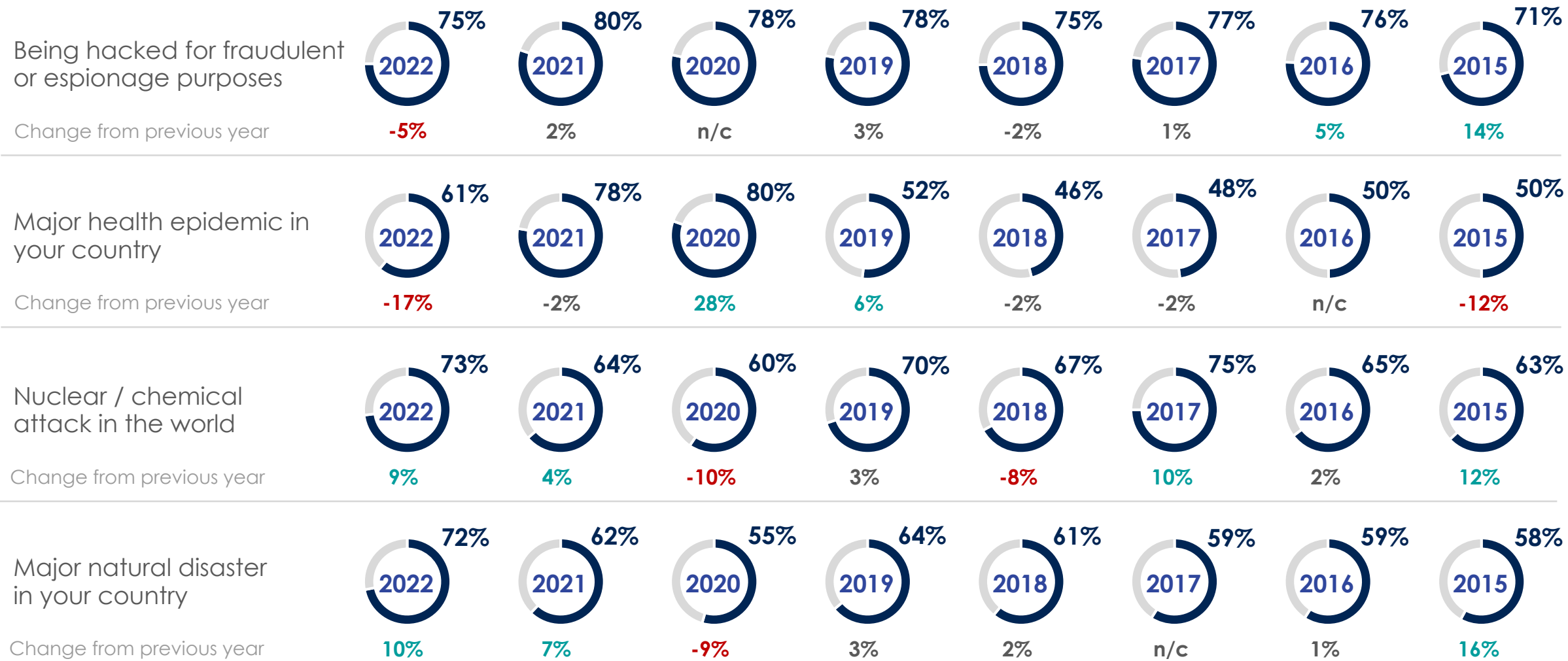
**Q:** How real do you feel the threat is of any of the following happening in the next twelve months — a very real threat, a somewhat real threat, not much of a real threat or not a real threat at all? **(Very Real Threat/Somewhat Real Threat)**



Note: The Global Country Average reflects the average result for all the countries where the survey was conducted.

# CANADA THREAT ASSESSMENT (🇨🇦)

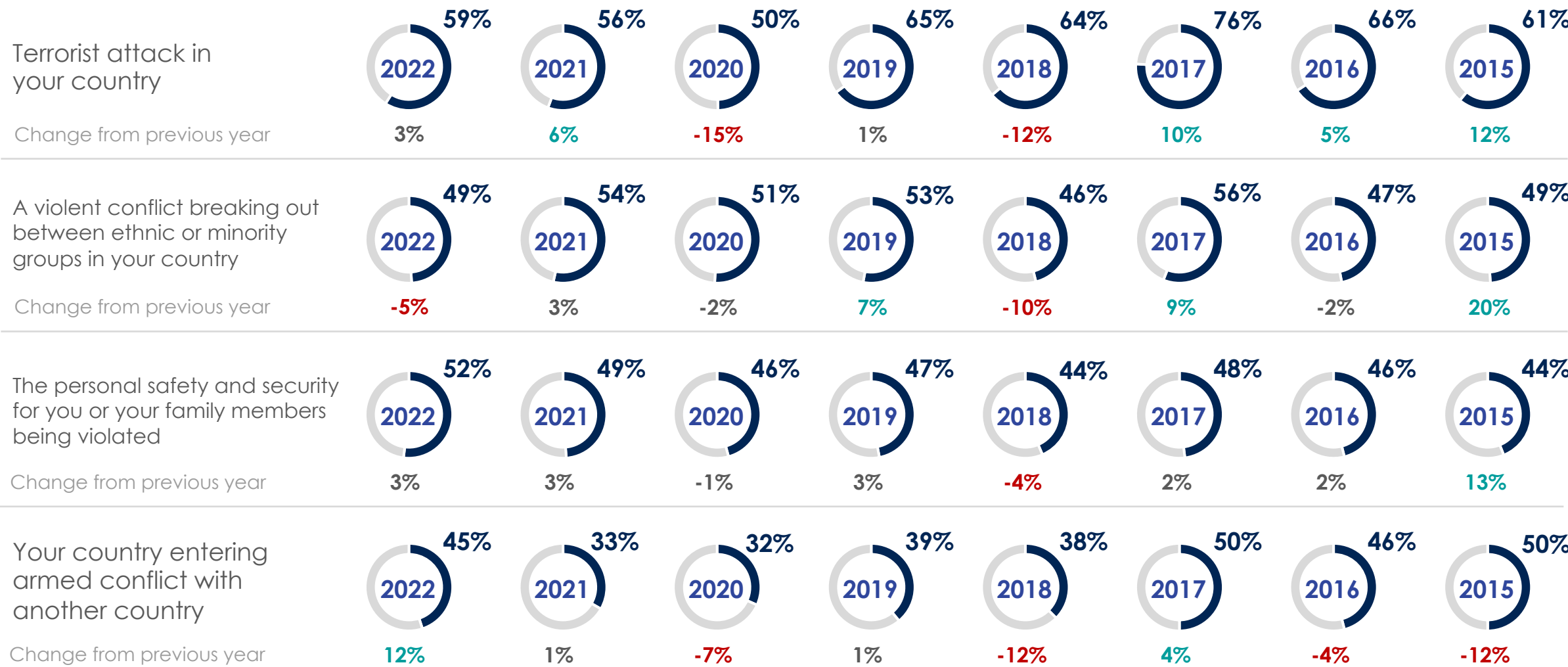
**Q:** How real do you feel the threat is of any of the following happening in the next twelve months — a very real threat, a somewhat real threat, not much of a real threat or not a real threat at all? *(Very Real Threat/Somewhat Real Threat)*



Note: The Global Country Average reflects the average result for all the countries where the survey was conducted.

# CANADA THREAT ASSESSMENT (🇨🇦)

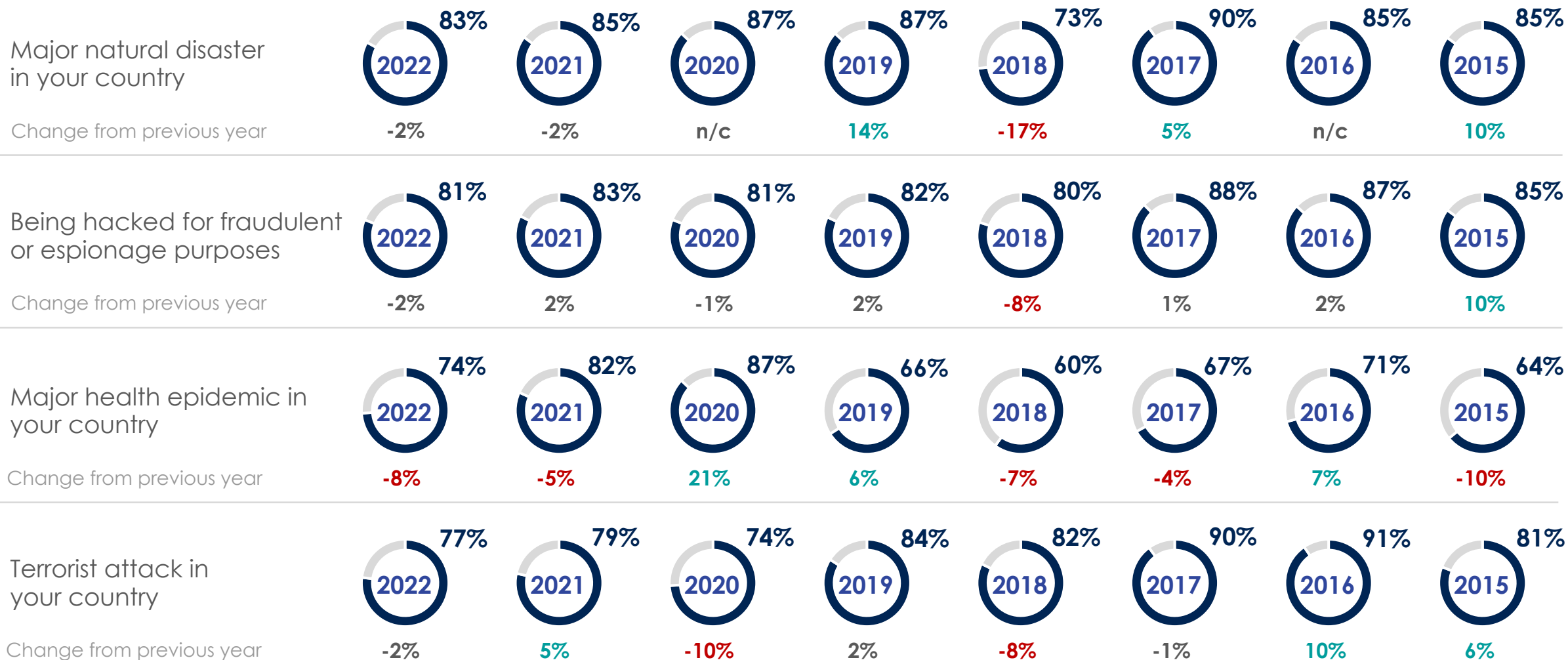
**Q:** How real do you feel the threat is of any of the following happening in the next twelve months — a very real threat, a somewhat real threat, not much of a real threat or not a real threat at all? *(Very Real Threat/Somewhat Real Threat)*



Note: The Global Country Average reflects the average result for all the countries where the survey was conducted.

# U.S. THREAT ASSESSMENT

**Q:** How real do you feel the threat is of any of the following happening in the next twelve months — a very real threat, a somewhat real threat, not much of a real threat or not a real threat at all? **(Very Real Threat/Somewhat Real Threat)**



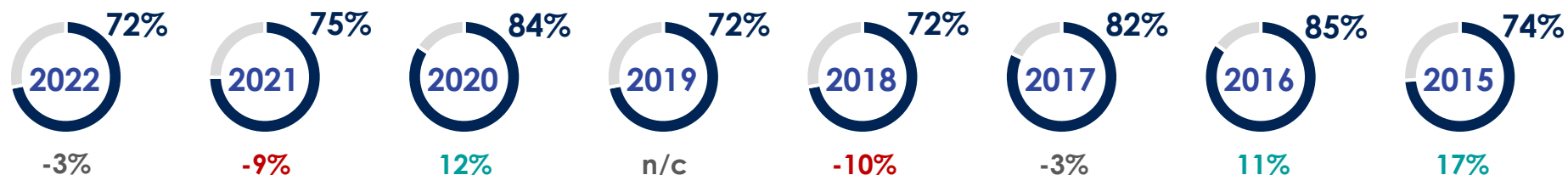
Note: The Global Country Average reflects the average result for all the countries where the survey was conducted.

# U.S. THREAT ASSESSMENT

**Q:** How real do you feel the threat is of any of the following happening in the next twelve months — a very real threat, a somewhat real threat, not much of a real threat or not a real threat at all? *(Very Real Threat/Somewhat Real Threat)*

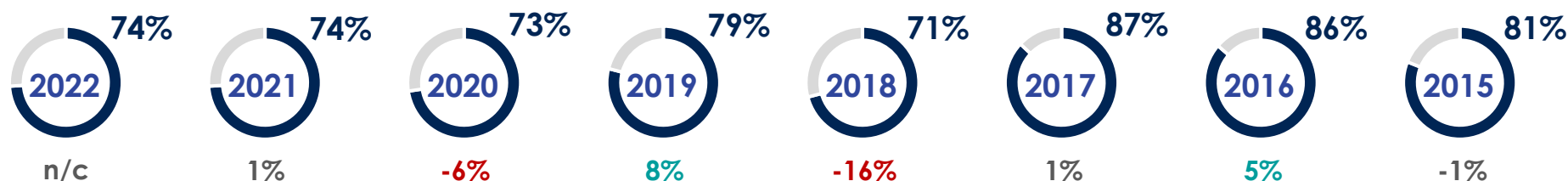
A violent conflict breaking out between ethnic or minority groups in your country

Change from previous year



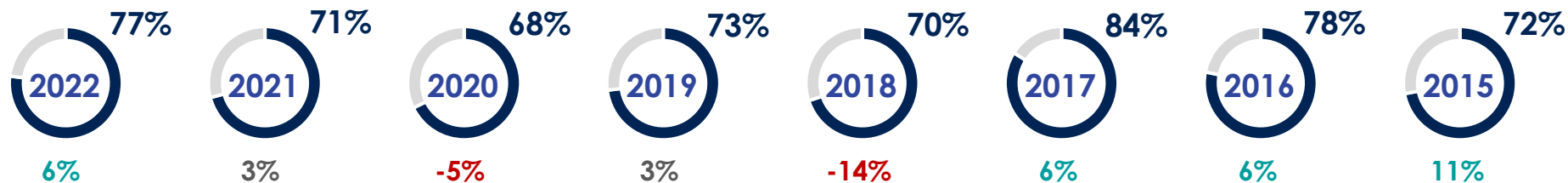
Your country entering armed conflict with another country

Change from previous year



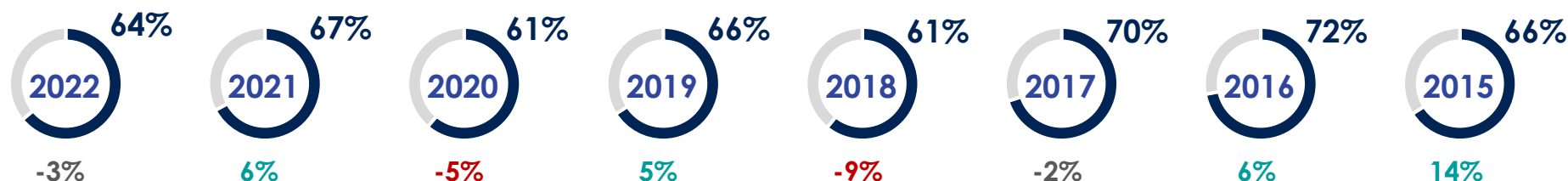
Nuclear / chemical attack in the world

Change from previous year



The personal safety and security for you or your family members being violated

Change from previous year

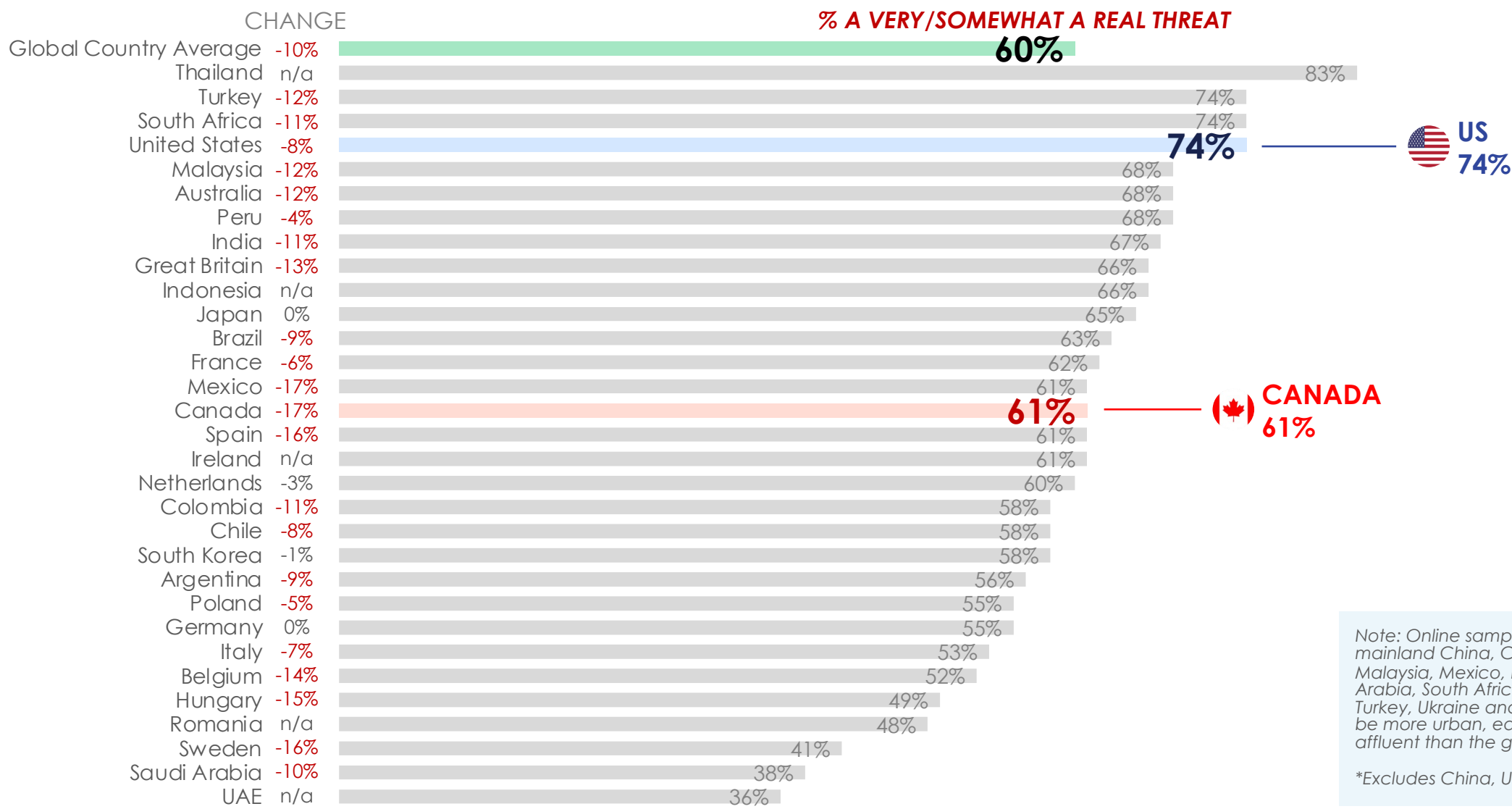


Note: The Global Country Average reflects the average result for all the countries where the survey was conducted.



# A MAJOR HEALTH EPIDEMIC BREAKING OUT

Q: How real do you feel the threat is of a major health epidemic breaking out in [country] in the next twelve months?

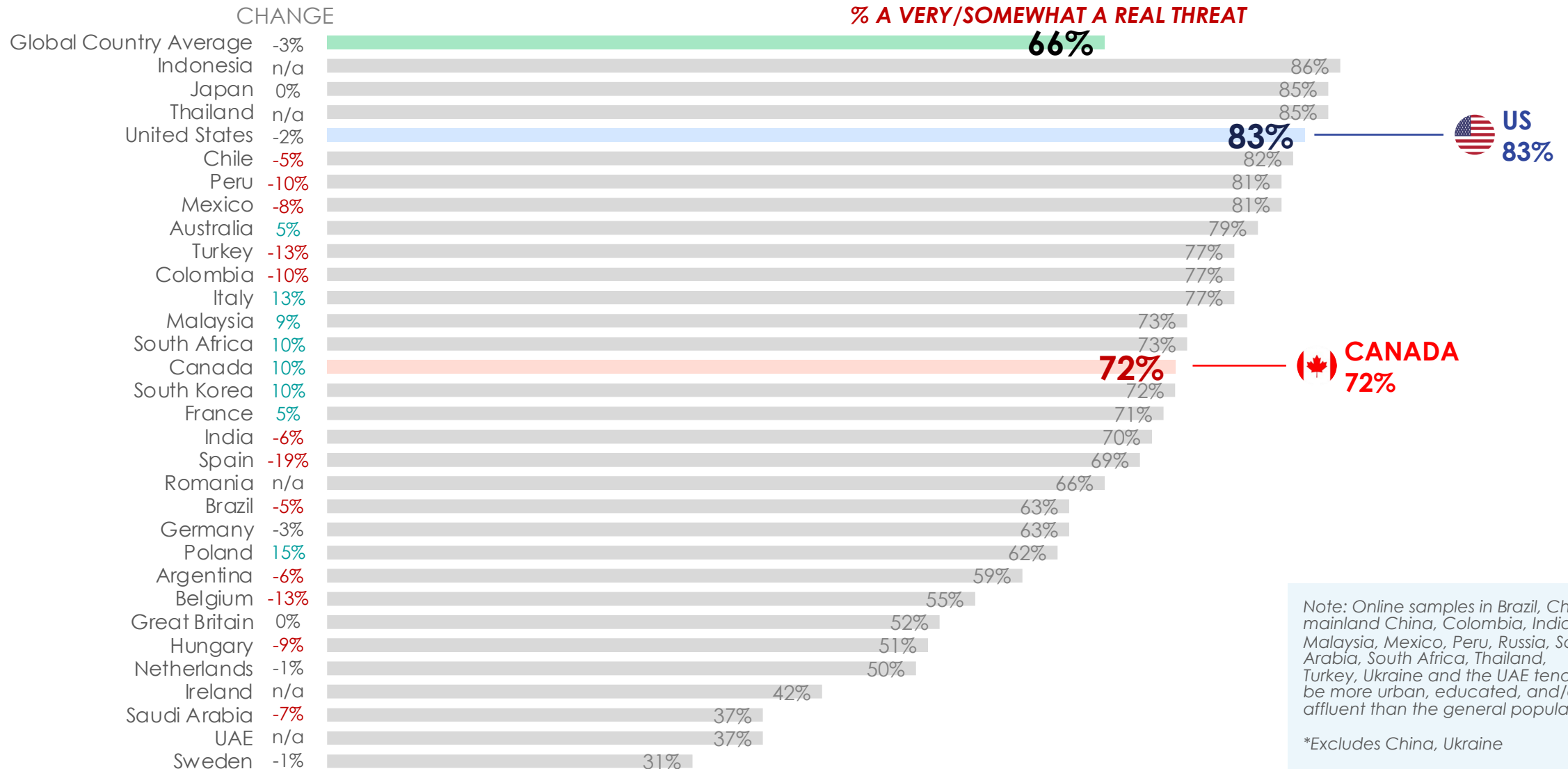


Note: Online samples in Brazil, Chile, mainland China, Colombia, India, Malaysia, Mexico, Peru, Russia, Saudi Arabia, South Africa, Thailand, Turkey, Ukraine and the UAE tend to be more urban, educated, and/or affluent than the general population.

\*Excludes China, Ukraine

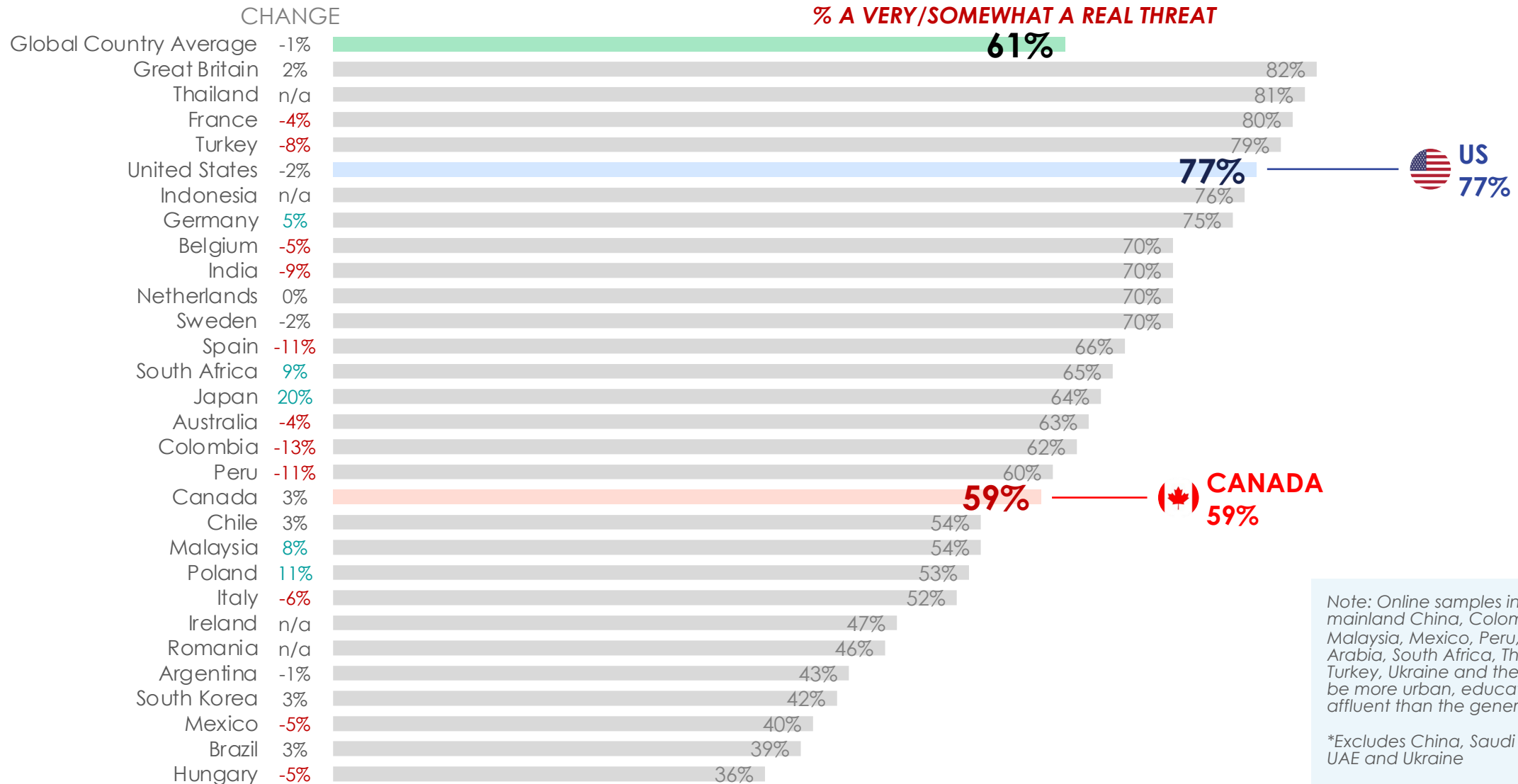
# A MAJOR NATURAL DISASTER OCCURRING

Q: How real do you feel the threat is of a major natural disaster occurring in [country] in the next twelve months?



# A TERRORIST ATTACK TAKING PLACE

Q: How real do you feel the threat is of a terrorist attack taking place in [country] in the next twelve months?

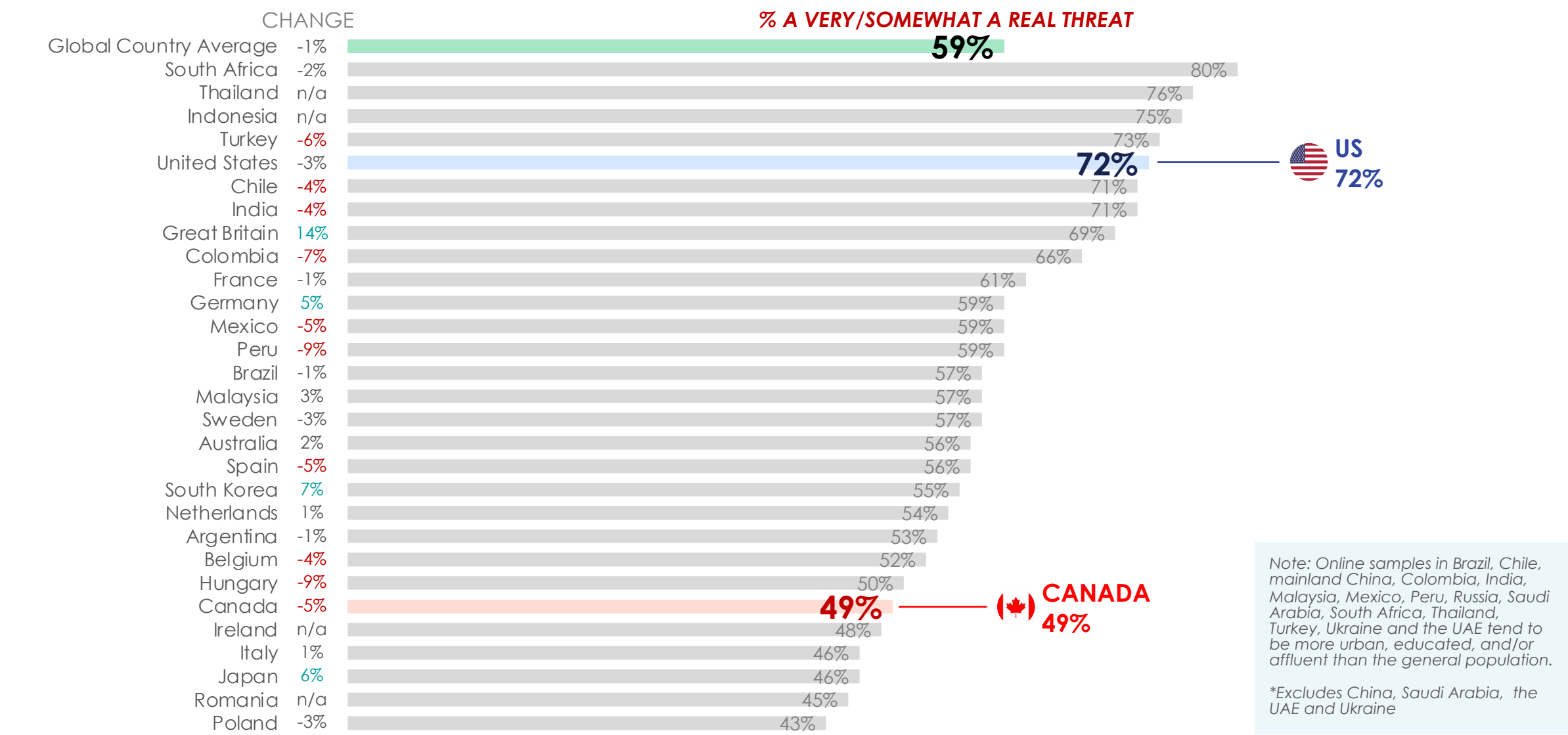


Note: Online samples in Brazil, Chile, mainland China, Colombia, India, Malaysia, Mexico, Peru, Russia, Saudi Arabia, South Africa, Thailand, Turkey, Ukraine and the UAE tend to be more urban, educated, and/or affluent than the general population.

\*Excludes China, Saudi Arabia, the UAE and Ukraine

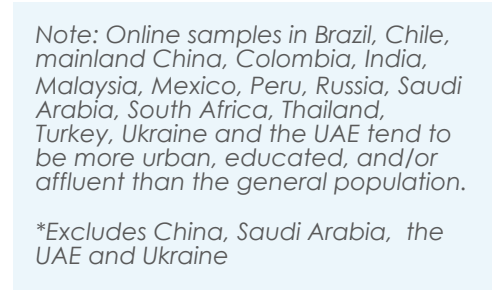
# A VIOLENT CONFLICT BREAKING OUT BETWEEN ETHNIC OR MINORITY GROUPS

Q: How real do you feel the threat is of a violent conflict breaking out between ethnic or minority groups in [country] in the next twelve months?



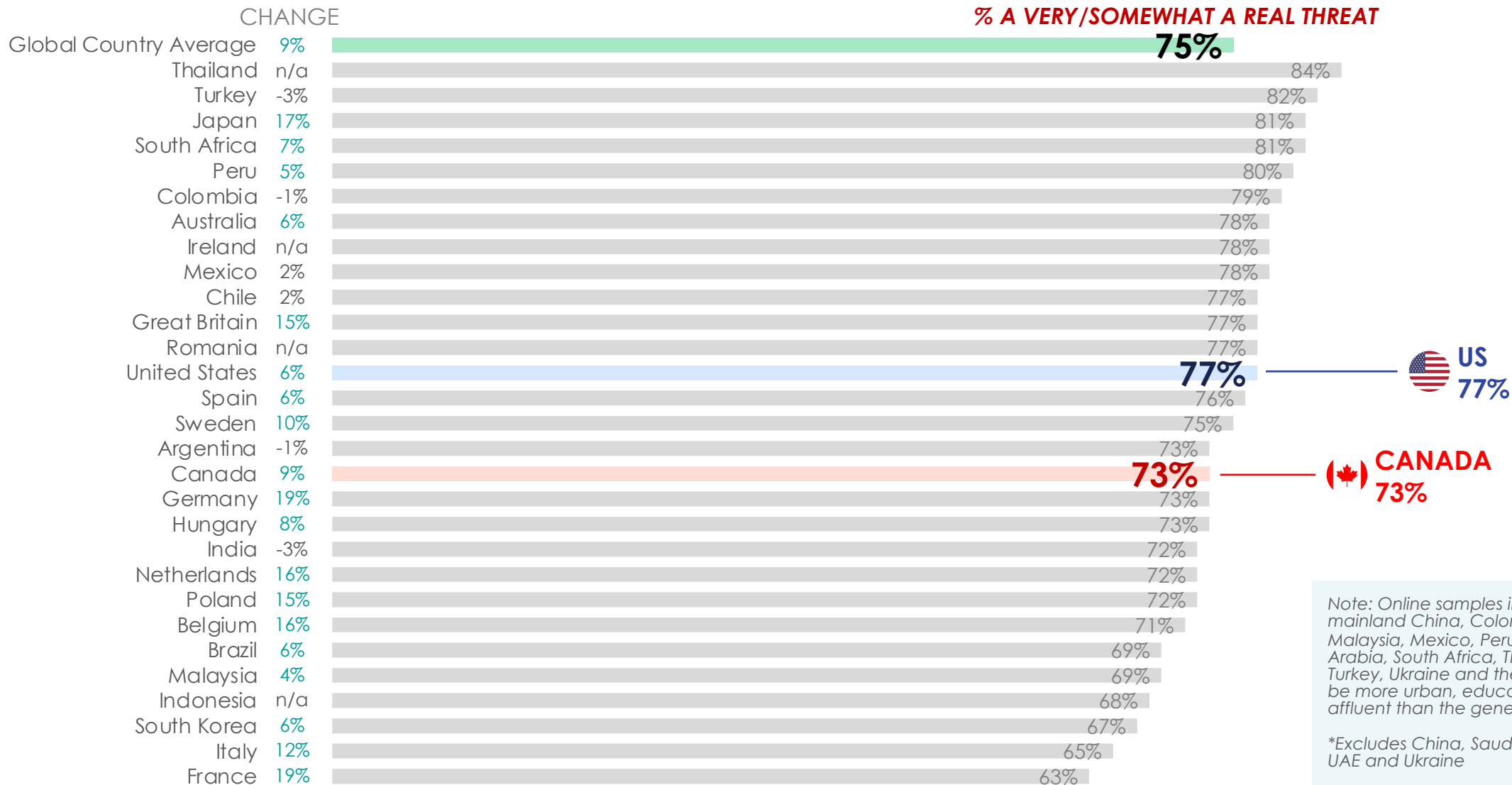
**Q:** How real do you feel the threat is of [country] being involved in an armed conflict with another nation in the next twelve months?

	CHANGE	% A VERY/SOMEWHAT A REAL THREAT
U.S. military presence in Iraq	10	60
U.S. military presence in Afghanistan	10	55
U.S. military presence in Syria	10	50
U.S. military presence in Libya	10	45
U.S. military presence in Yemen	10	40
U.S. military presence in Somalia	10	35
U.S. military presence in Pakistan	10	30
U.S. military presence in Bahrain	10	25
U.S. military presence in Kuwait	10	20
U.S. military presence in Saudi Arabia	10	15
U.S. military presence in Jordan	10	10
U.S. military presence in Oman	10	5
U.S. military presence in Qatar	10	0



# A NUCLEAR, BIOLOGICAL OR CHEMICAL ATTACK TAKING PLACE SOMEWHERE IN THE WORLD

Q: How real do you feel the threat is of a nuclear, biological or chemical attack taking place somewhere in the world in the next twelve months?



Note: Online samples in Brazil, Chile, mainland China, Colombia, India, Malaysia, Mexico, Peru, Russia, Saudi Arabia, South Africa, Thailand, Turkey, Ukraine and the UAE tend to be more urban, educated, and/or affluent than the general population.

\*Excludes China, Saudi Arabia, the UAE and Ukraine

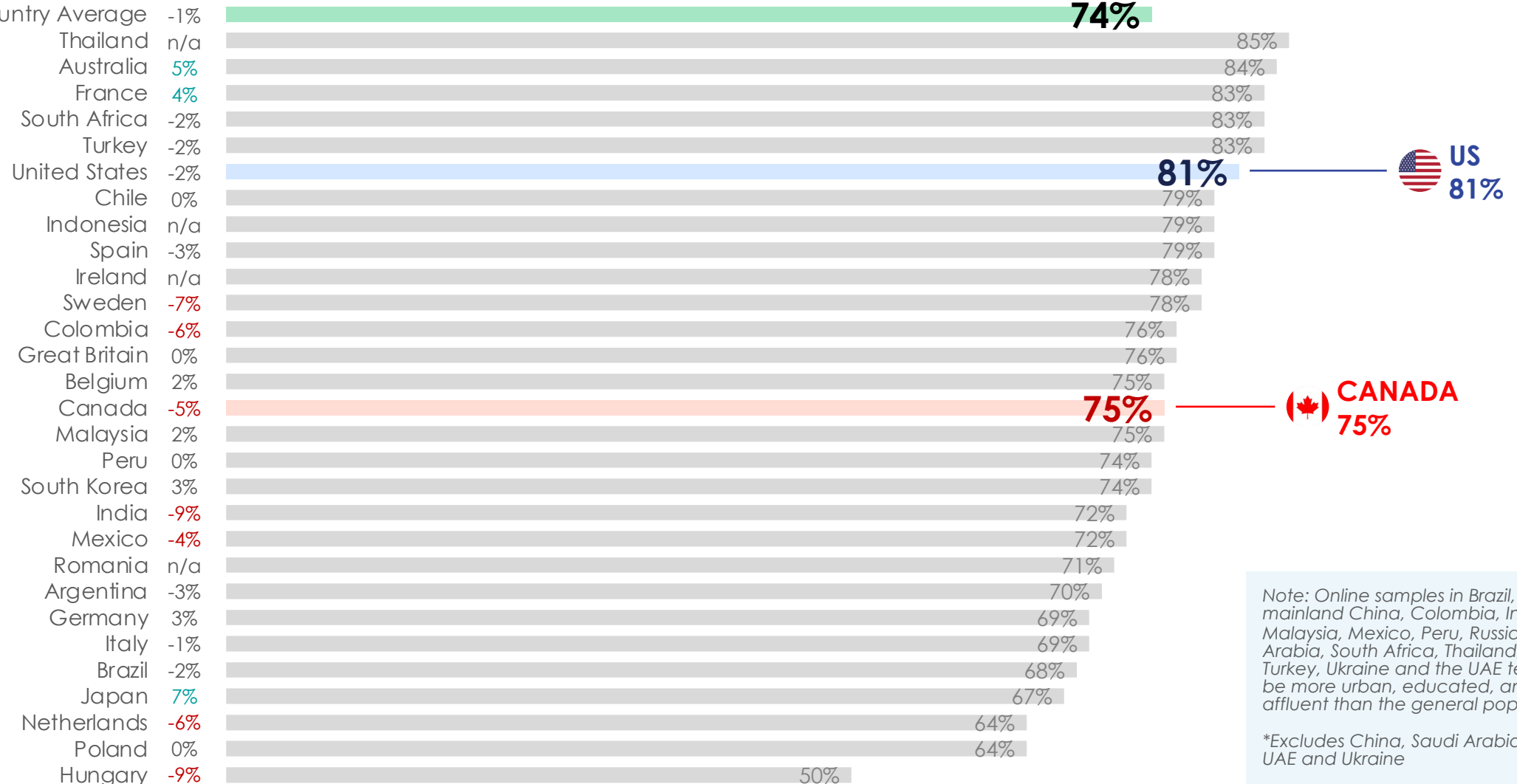


# BEING HACKED FOR FRAUDULENT OR ESPIONAGE PURPOSES

**Q:** How real do you feel the threat is of some person, organization or country hacking into either your public, private or personal information system for fraudulent or espionage purposes in the next twelve months?

CHANGE

% A VERY/SOMEWHAT A REAL THREAT

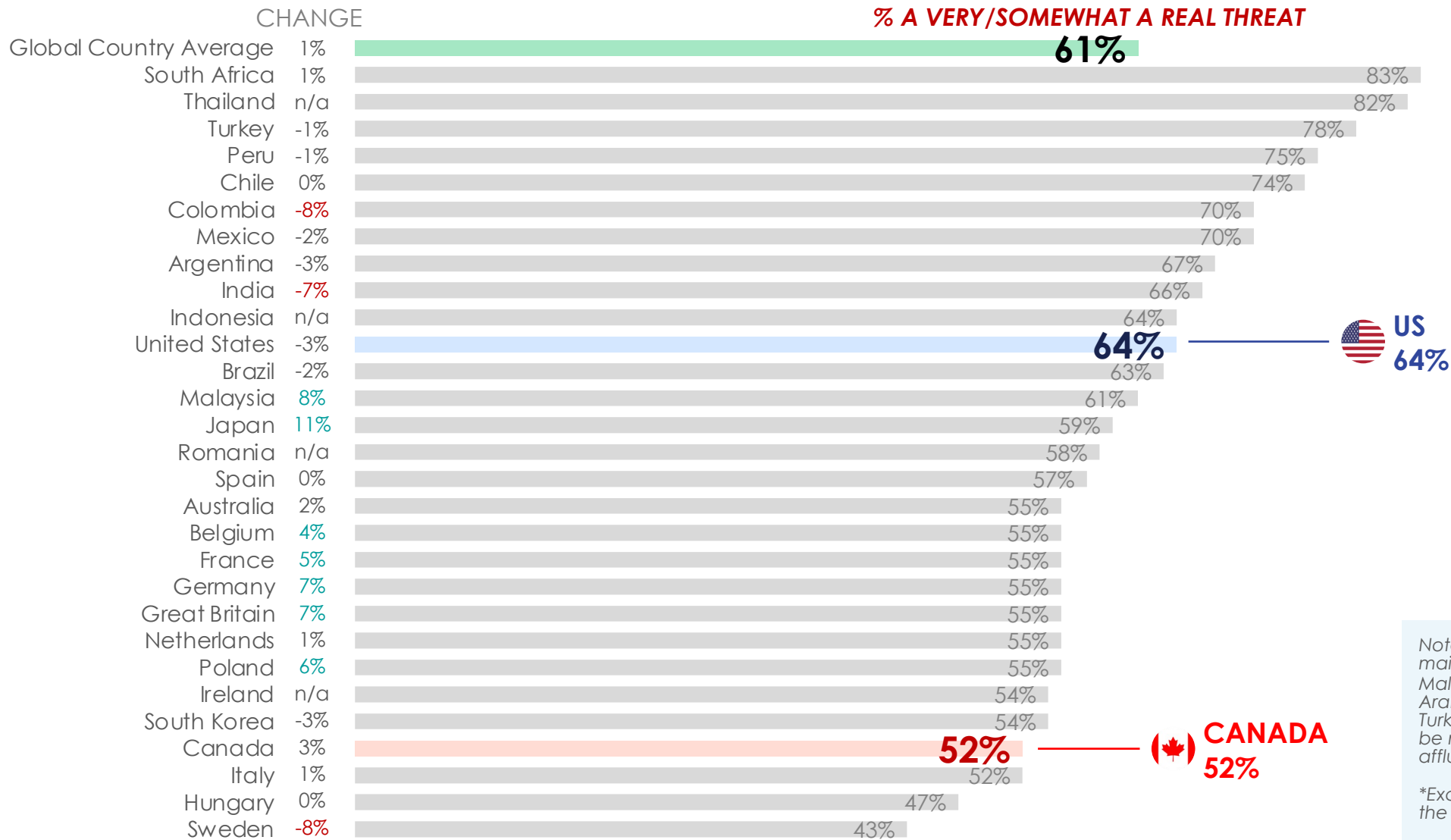


Note: Online samples in Brazil, Chile, mainland China, Colombia, India, Malaysia, Mexico, Peru, Russia, Saudi Arabia, South Africa, Thailand, Turkey, Ukraine and the UAE tend to be more urban, educated, and/or affluent than the general population.

\*Excludes China, Saudi Arabia, the UAE and Ukraine

# THE PERSONAL SAFETY AND SECURITY FOR YOU AND YOUR FAMILY MEMBERS BEING VIOLATED

Q: How real do you feel the threat is of the personal safety and security for you or your family members being violated in the next twelve months?



Note: Online samples in Brazil, Chile, mainland China, Colombia, India, Malaysia, Mexico, Peru, Russia, Saudi Arabia, South Africa, Thailand, Turkey, Ukraine and the UAE tend to be more urban, educated, and/or affluent than the general population.

\*Excludes China, Saudi Arabia, and the UAE

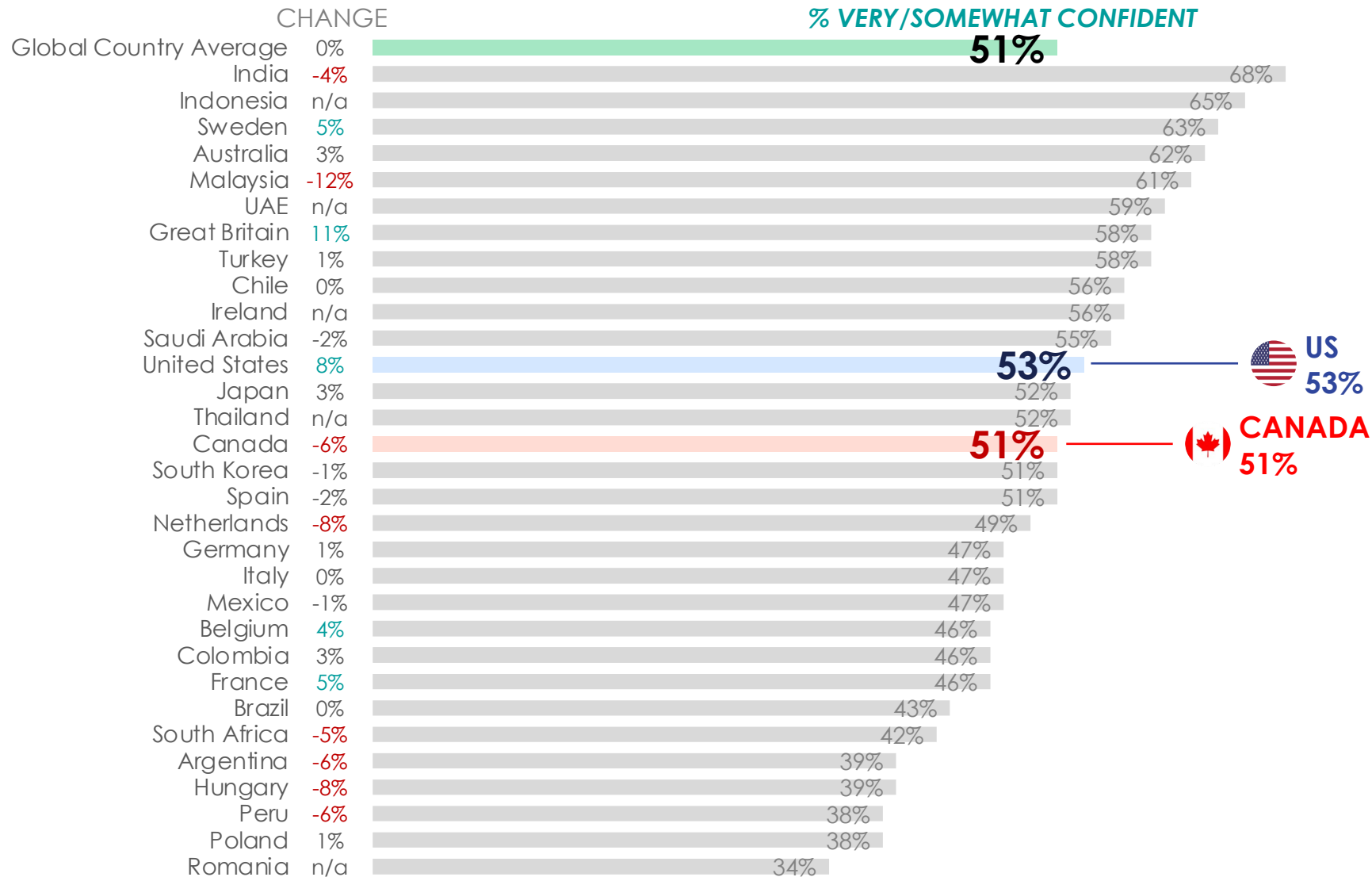
# CONFIDENCE IN RESPONSE TO THREATS

Citizens of 31 Countries Assess Threats and  
Engagement in International Affairs

# 2

# CONFIDENCE IN GOVERNMENT RESPONSE: MAJOR HEALTH EPIDEMIC

**Q:** If a **major health epidemic** breaks out in [country] in the next twelve months, how confident are you that the appropriate levels of security and protection could be provided by your government or its agencies could respond effectively?

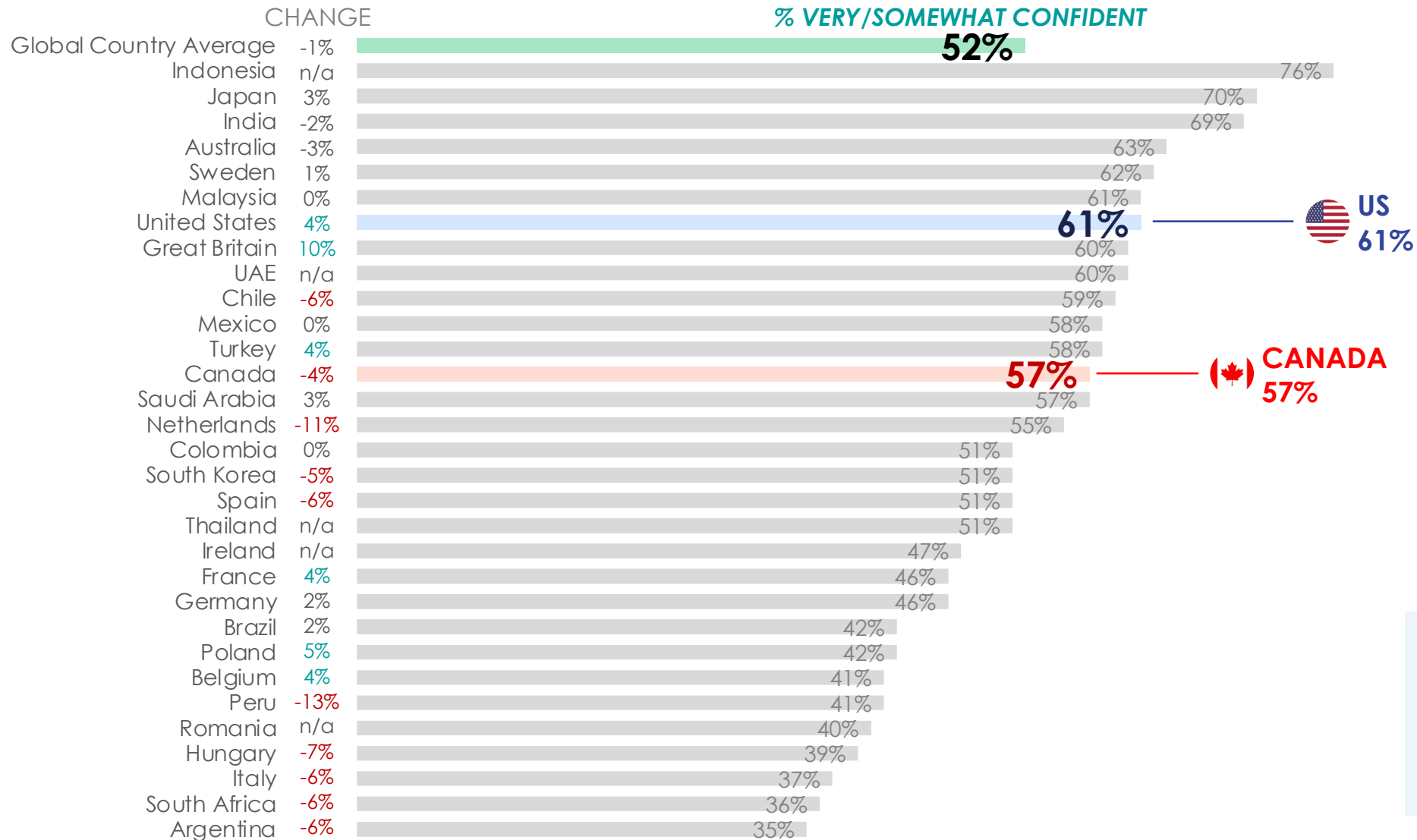


Note: Online samples in Brazil, Chile, mainland China, Colombia, India, Malaysia, Mexico, Peru, Russia, Saudi Arabia, South Africa, Thailand, Turkey, Ukraine and the UAE tend to be more urban, educated, and/or affluent than the general population.

\*Excludes China

# CONFIDENCE IN GOVERNMENT RESPONSE: MAJOR NATURAL DISASTER

**Q:** If a **major natural disaster** occurs in [country] in the next twelve months, how confident are you that the appropriate levels of security and protection could be provided by your government or its agencies could respond effectively?

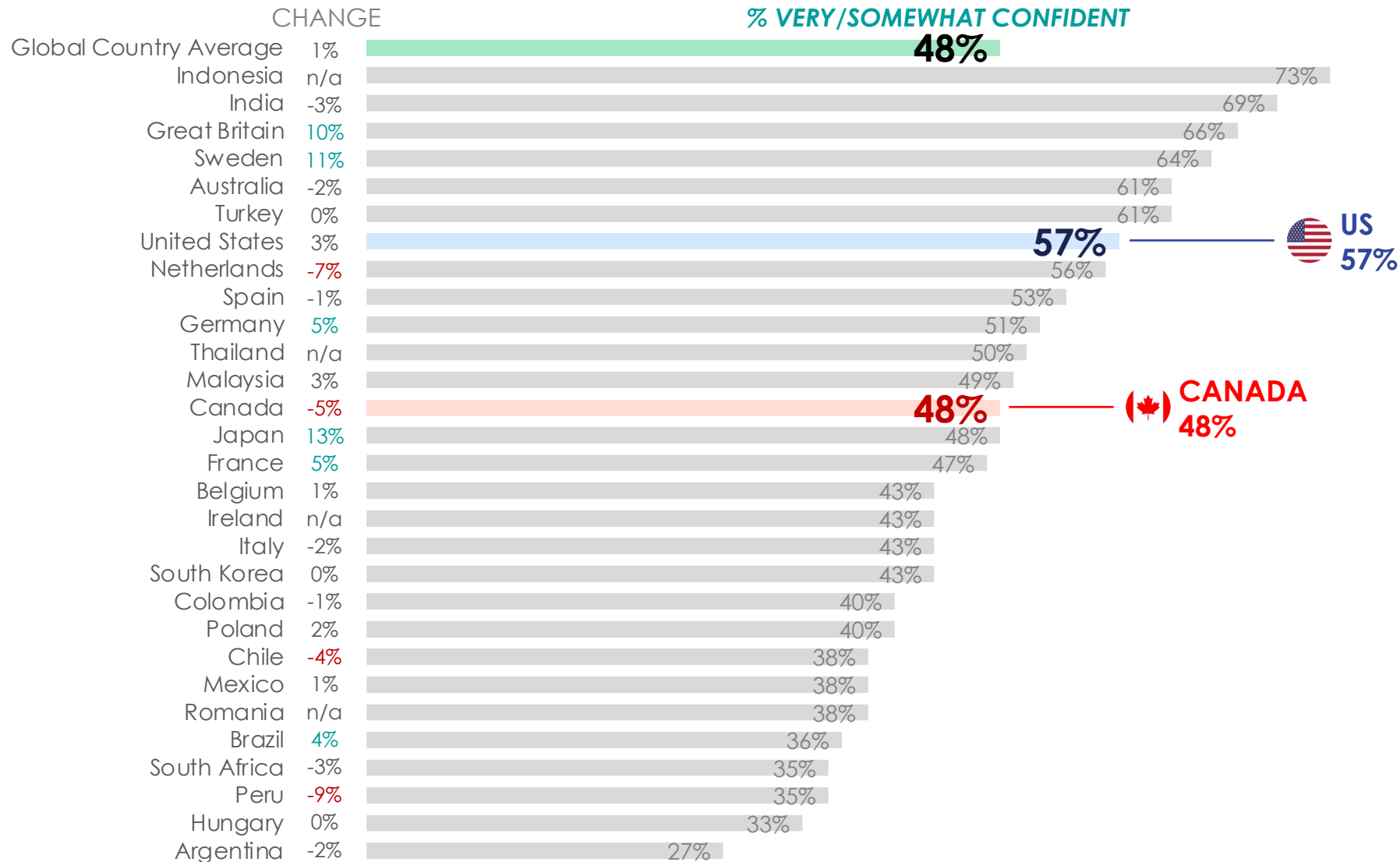


Note: Online samples in Brazil, Chile, mainland China, Colombia, India, Malaysia, Mexico, Peru, Russia, Saudi Arabia, South Africa, Thailand, Turkey, Ukraine and the UAE tend to be more urban, educated, and/or affluent than the general population.

\*Excludes China

# CONFIDENCE IN GOVERNMENT RESPONSE: TERRORIST ATTACK

**Q:** If a **terrorist attack** occurs in [country] in the next twelve months, how confident are you that the appropriate levels of security and protection could be provided by your government or its agencies could respond effectively?



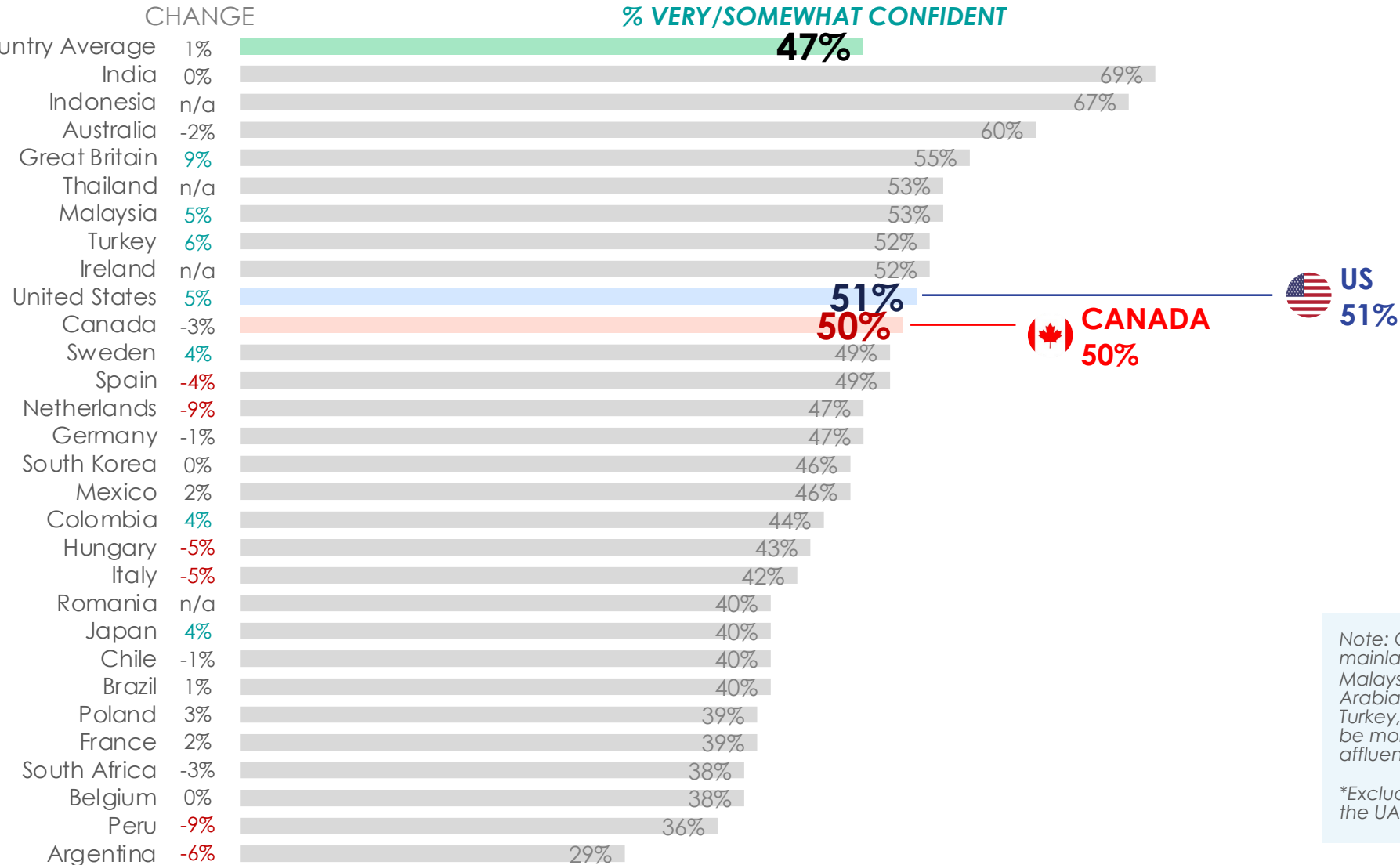
Note: Online samples in Brazil, Chile, mainland China, Colombia, India, Malaysia, Mexico, Peru, Russia, Saudi Arabia, South Africa, Thailand, Turkey, Ukraine and the UAE tend to be more urban, educated, and/or affluent than the general population.

\*Excludes China, Saudi Arabia, and the UAE



# CONFIDENCE IN GOVERNMENT RESPONSE: VIOLENT CONFLICT

**Q:** If a **violent conflict** breaks out between ethnic or minority groups in [country] in the next twelve months, how confident are you that the appropriate levels of security and protection could be provided by your government or its agencies could respond effectively?

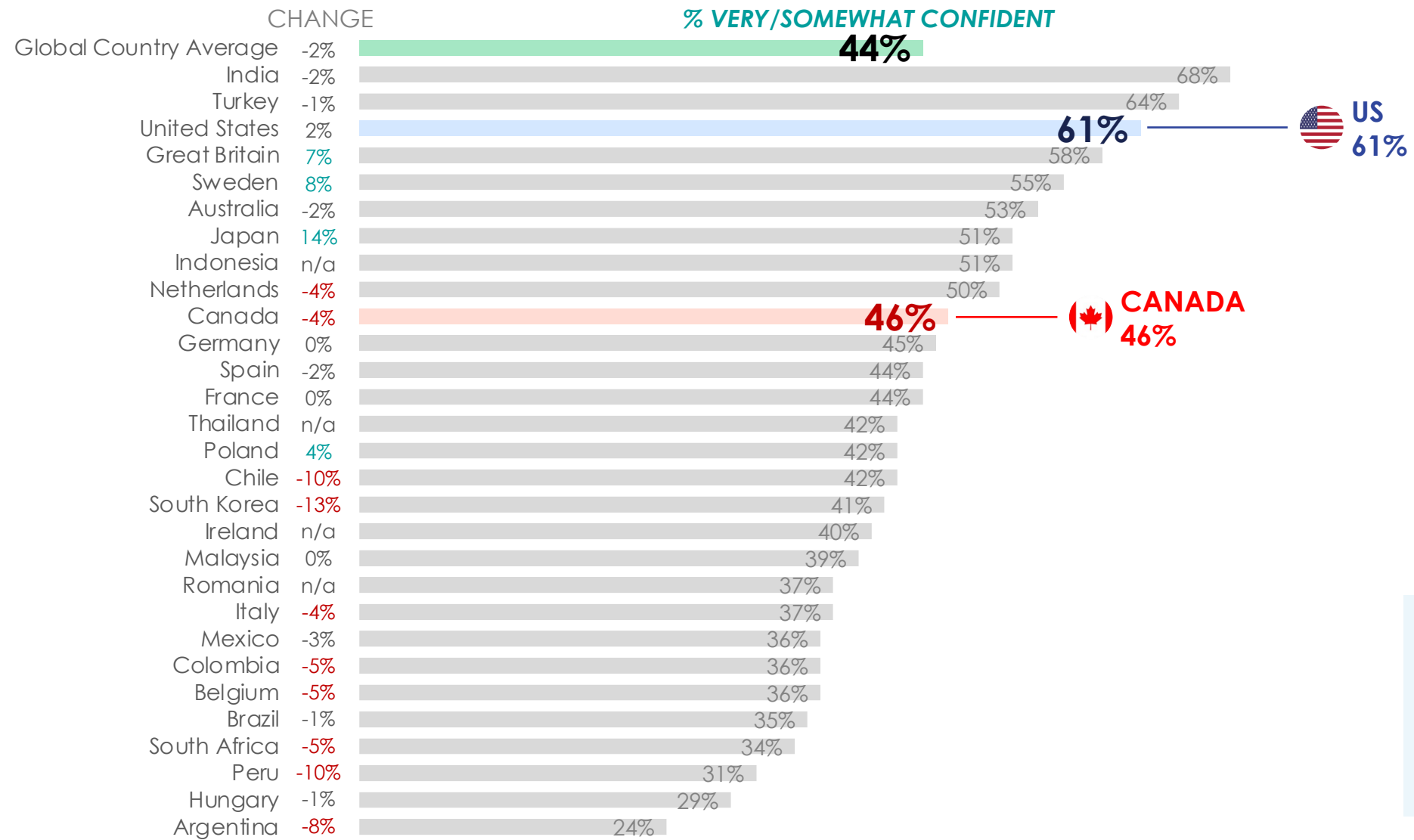


Note: Online samples in Brazil, Chile, mainland China, Colombia, India, Malaysia, Mexico, Peru, Russia, Saudi Arabia, South Africa, Thailand, Turkey, Ukraine and the UAE tend to be more urban, educated, and/or affluent than the general population.

\*Excludes China, Saudi Arabia, and the UAE

# CONFIDENCE IN GOVERNMENT RESPONSE: ARMED CONFLICT

**Q:** If your country is involved in an **armed conflict** with another nation in the next twelve months, how confident are you that the appropriate levels of security and protection could be provided by your government or its agencies could respond effectively?

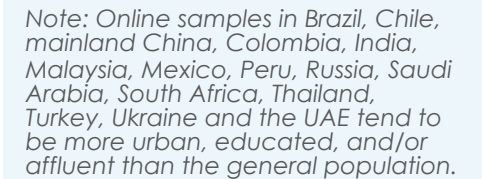


Note: Online samples in Brazil, Chile, mainland China, Colombia, India, Malaysia, Mexico, Peru, Russia, Saudi Arabia, South Africa, Thailand, Turkey, Ukraine and the UAE tend to be more urban, educated, and/or affluent than the general population.

\*Excludes China, Saudi Arabia, and the UAE

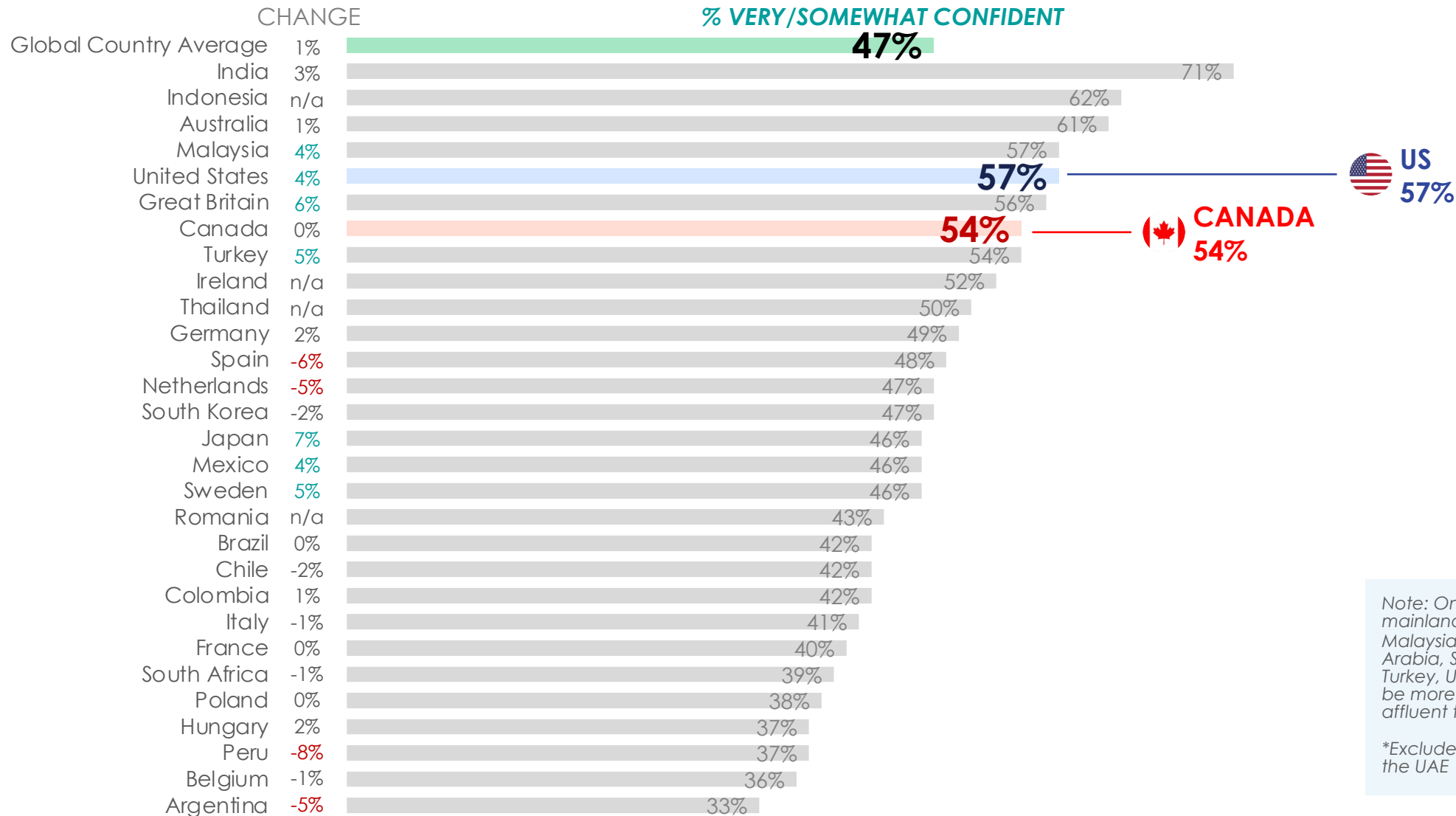


**Q:** If a **nuclear, biological or chemical attack** took place somewhere in the world in the next twelve months, how confident are you that the appropriate levels of security and protection could be provided by your government or its agencies could respond effectively?



# CONFIDENCE IN GOVERNMENT RESPONSE: PERSONAL SAFETY

**Q:** If the **personal safety and security of you or your family** is violated in the next twelve months, how confident are you that the appropriate levels of security and protection could be provided by your government or its agencies could respond effectively?

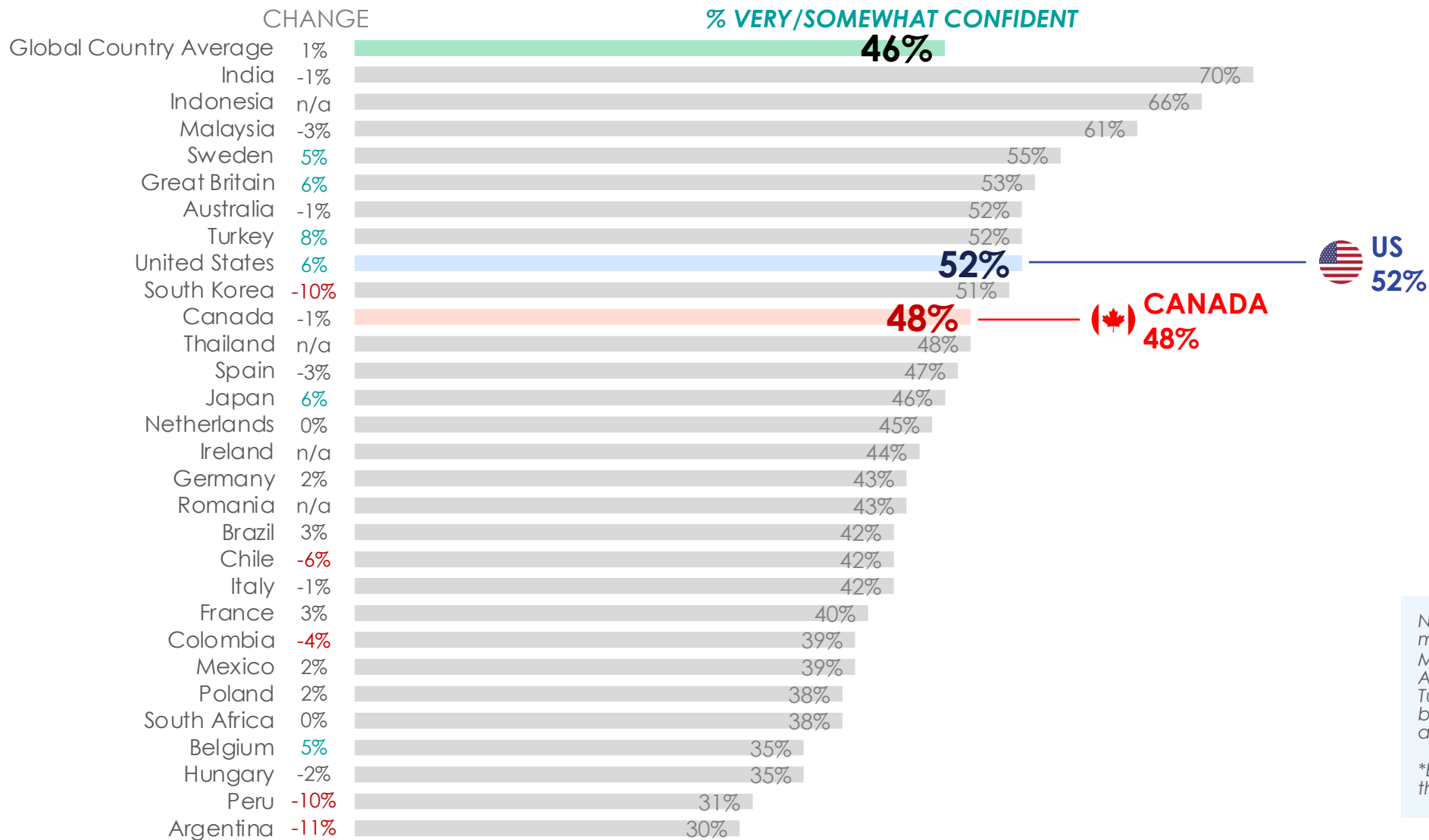


Note: Online samples in Brazil, Chile, mainland China, Colombia, India, Malaysia, Mexico, Peru, Russia, Saudi Arabia, South Africa, Thailand, Turkey, Ukraine and the UAE tend to be more urban, educated, and/or affluent than the general population.

\*Excludes China, Saudi Arabia, and the UAE

# CONFIDENCE IN GOVERNMENT RESPONSE: HACKING

**Q:** If some person, organization or country **hacks into either your public, private or personal information system** for fraudulent or espionage purposes in the next twelve months, how confident are you that the appropriate levels of security and protection could be provided by your government or its agencies could respond effectively?



Note: Online samples in Brazil, Chile, mainland China, Colombia, India, Malaysia, Mexico, Peru, Russia, Saudi Arabia, South Africa, Thailand, Turkey, Ukraine and the UAE tend to be more urban, educated, and/or affluent than the general population.

\*Excludes China, Saudi Arabia, and the UAE



# GLOBAL GAP BETWEEN PRIORITY OF THREAT AND LEVEL OF PREPARATION

# 3

Citizens of 31 Countries Assess Threats and  
Engagement in International Affairs



# GLOBAL GAP BETWEEN PRIORITY OF THREAT AND LEVEL OF PREPARATION









Level of perceived preparation minus level of concern

GLOBAL		GAP*	CHANGE FROM 2021
	Your country being involved in an armed conflict with another nation	-6%	-7%
	A major natural disaster occurring in your country	-14%	1%
	A terrorist attack taking place in your country	-13%	3%
	A violent conflict breaking out between ethnic or minority groups in your country	-12%	2%
	The personal safety and security for you or your family members being violated	-14%	n/c
	A nuclear, biological or chemical attack taking place somewhere in the world	-31%	-9%
	A major health epidemic breaking out in your country	-9%	10%
	Some person, organization or country hacking into either your public, private or personal information system for fraudulent or espionage purposes	-28%	2%

Note: The Global Country Average reflects the average result for all the countries where the survey was conducted.

# GLOBAL GAP BETWEEN PRIORITY OF THREAT AND LEVEL OF PREPARATION: CANADA










Level of perceived preparation minus level of concern

 CANADA	GAP*	CHANGE FROM 2021
 Your country being involved in an armed conflict with another nation	1%	-16%
 The personal safety and security for you or your family members being violated	3%	-2%
 A major natural disaster occurring in your country	-15%	-14%
 A violent conflict breaking out between ethnic or minority groups in your country	2%	3%
 A terrorist attack taking place in your country	-11%	-9%
 A nuclear, biological or chemical attack taking place somewhere in the world	-32%	-12%
 A major health epidemic breaking out in your country	-10%	11%
 Some person, organization or country hacking into either your public, private or personal information system for fraudulent or espionage purposes	-27%	4%

Note: The Global Country Average reflects the average result for all the countries where the survey was conducted.

# GLOBAL GAP BETWEEN PRIORITY OF THREAT AND LEVEL OF PREPARATION: UNITED STATES

Level of perceived preparation minus level of concern

	UNITED STATES	GAP*	CHANGE FROM 2021
	The personal safety and security for you or your family members being violated	-7%	2%
	Your country being involved in an armed conflict with another nation	-13%	1%
	A terrorist attack taking place in your country	-19%	1%
	A nuclear, biological or chemical attack taking place somewhere in the world	-27%	-5%
	A major natural disaster occurring in your country	-22%	8%
	Some person, organization or country hacking into either your public, private or personal information system for fraudulent or espionage purposes	-29%	6%
	A violent conflict breaking out between ethnic or minority groups in your country	-21%	18%
	A major health epidemic breaking out in your country	-22%	20%

Note: The Global Country Average reflects the average result for all the countries where the survey was conducted.


# WILLINGNESS TO ENGAGE IN WORLD AFFAIRS

Citizens of 33 Countries Assess Threats and  
Engagement in International Affairs

# 4

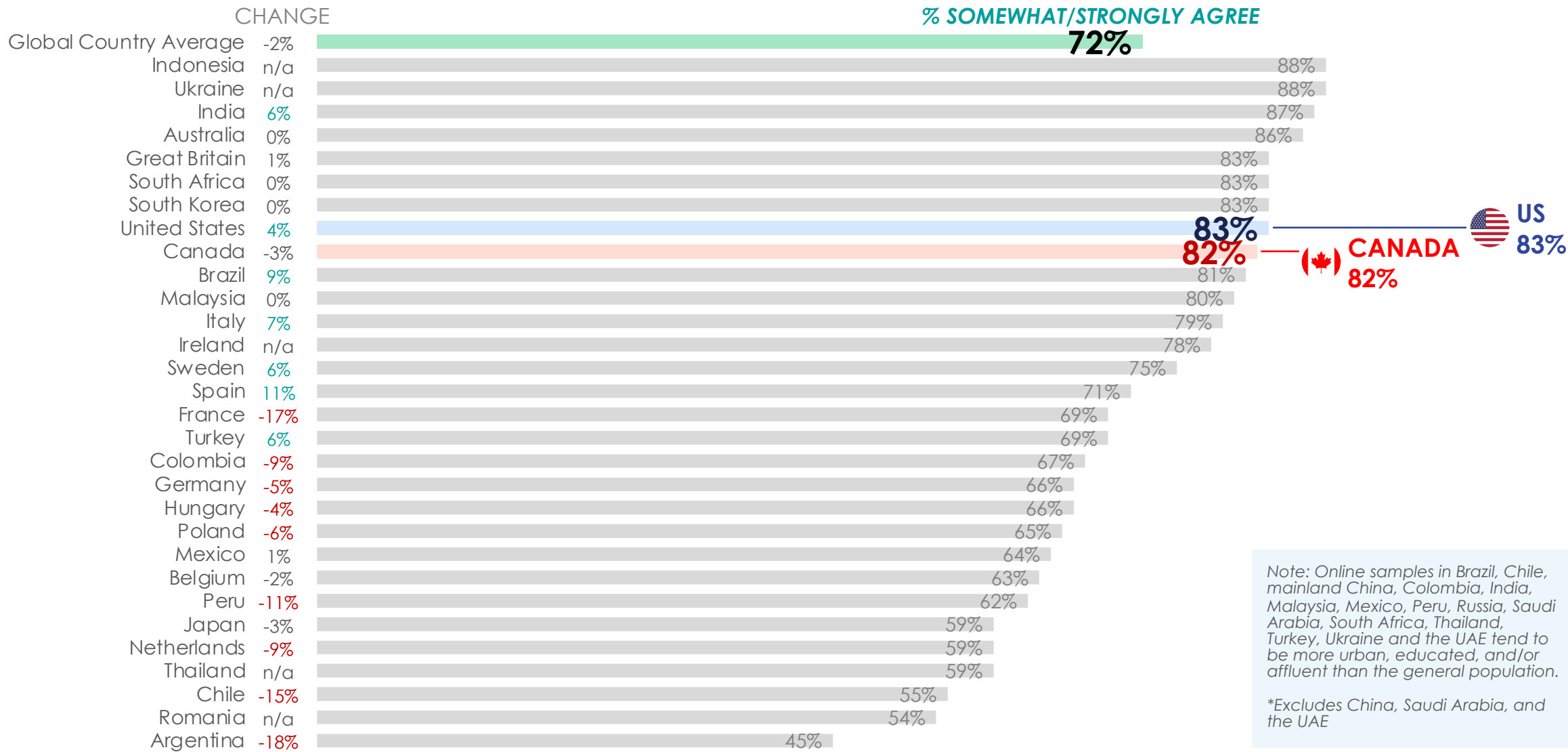
# TURNING FOCUS INWARD AMID DIFFICULT ECONOMIC TIMES

Q: Given the difficult economic issues in [country] today, [country] needs to focus less on the world and more at home



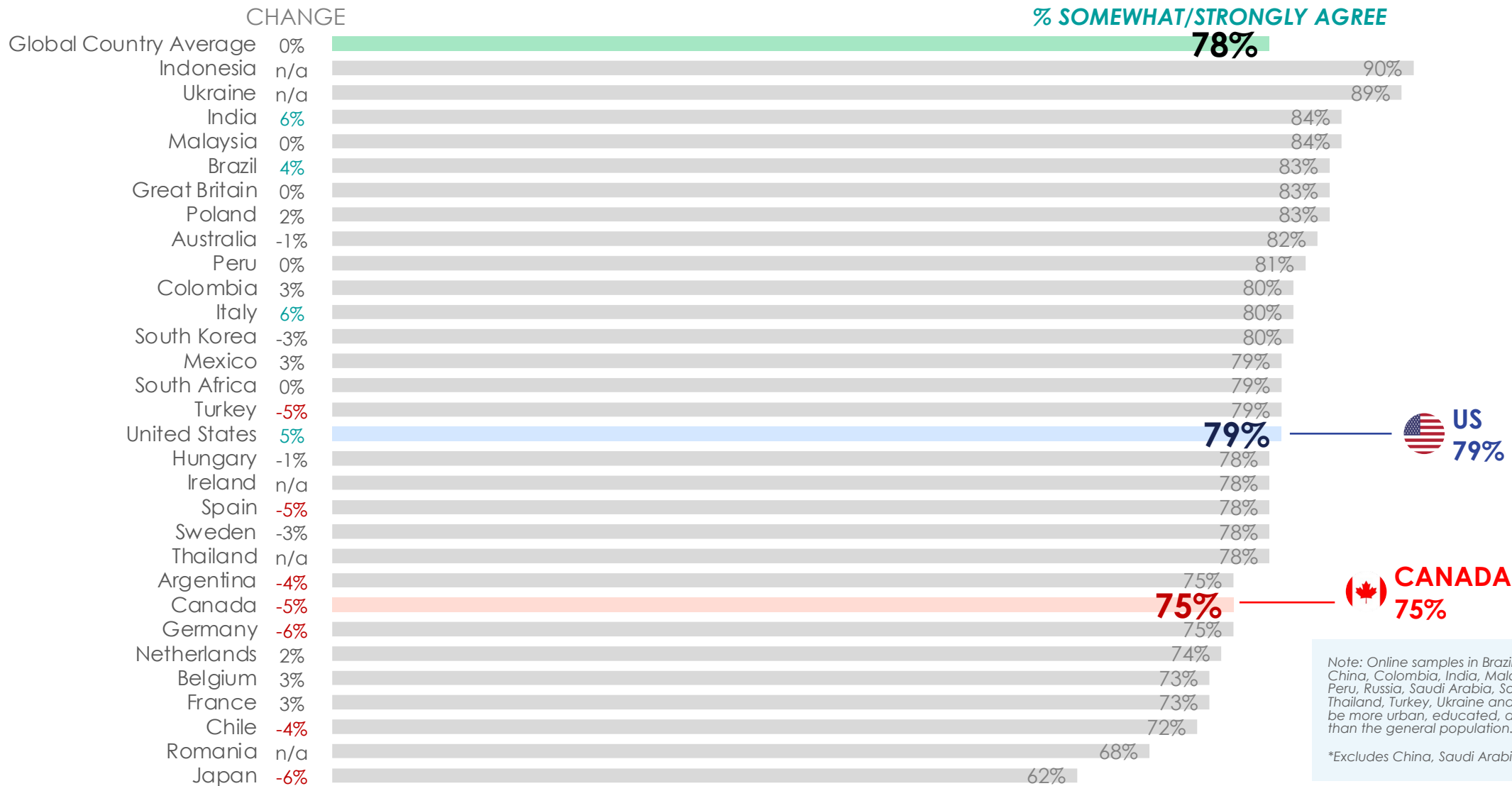
# MORAL LEADER

Q: [Country] has a responsibility to be a moral leader in the world and set an example for other countries to follow



# WORKING WITH OTHER COUNTRIES

Q: [Country] should work with other countries towards global goals, even if [country] does not always get exactly what we want



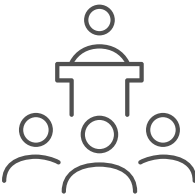


Note: Online samples in Brazil, Chile, mainland China, Colombia, India, Malaysia, Mexico, Peru, Russia, Saudi Arabia, South Africa, Thailand, Turkey, Ukraine and the UAE tend to be more urban, educated, and/or affluent than the general population.

\*Excludes China, Saudi Arabia, and the UAE

# WILLINGNESS TO ENGAGE IN WORLD AFFAIRS (GLOBAL AVERAGE)

Q: To what extent do you agree or disagree with each of the following statements? (% somewhat/strongly agree)

		2022	CHANGE
	My country should work with other countries towards global goals, even if my country does not always get exactly what we want	78%	n/c
	Given the difficult economic issues in my country today, my country needs to focus less on the world, and more at home	79%	4%
	My country has a responsibility to be a moral leader in the world and set an example for other countries to follow	72%	-2%

Note: The Global Country Average reflects the average result for all the countries where the survey was conducted.

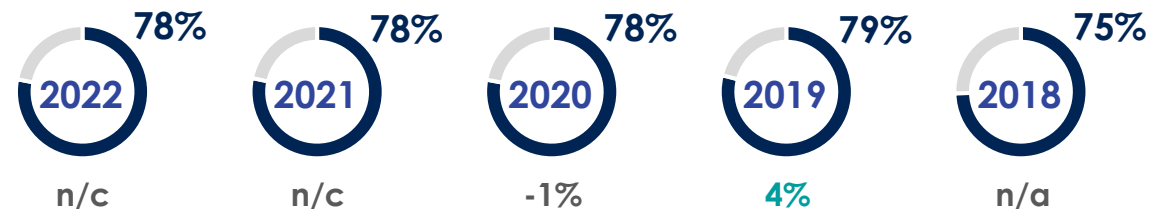


# WILLINGNESS TO ENGAGE IN WORLD AFFAIRS OVER TIME (GLOBAL AVERAGE)

Q: To what extent do you agree or disagree with each of the following statements? (% somewhat/strongly agree)

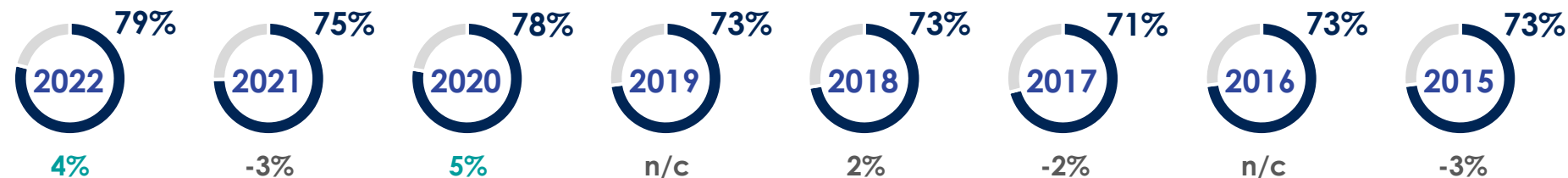
My country should work with other countries towards global goals, even if my country does not always get exactly what we want

Change from previous year



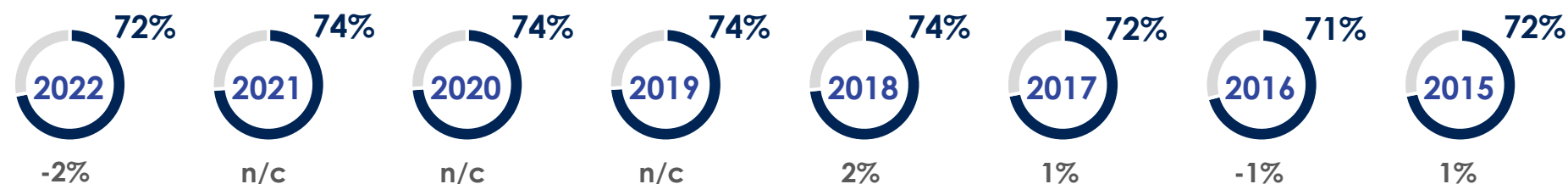
Given the difficult economic issues in my country today, my country needs to focus less on the world, and more at home

Change from previous year



My country has a responsibility to be a moral leader in the world and set an example for other countries to follow

Change from previous year



Note: The Global Country Average reflects the average result for all the countries where the survey was conducted.


















# WORLD AFFAIRS INFLUENCERS

# 5

Citizens of 33 Countries Assess Threats and  
Engagement in International Affairs

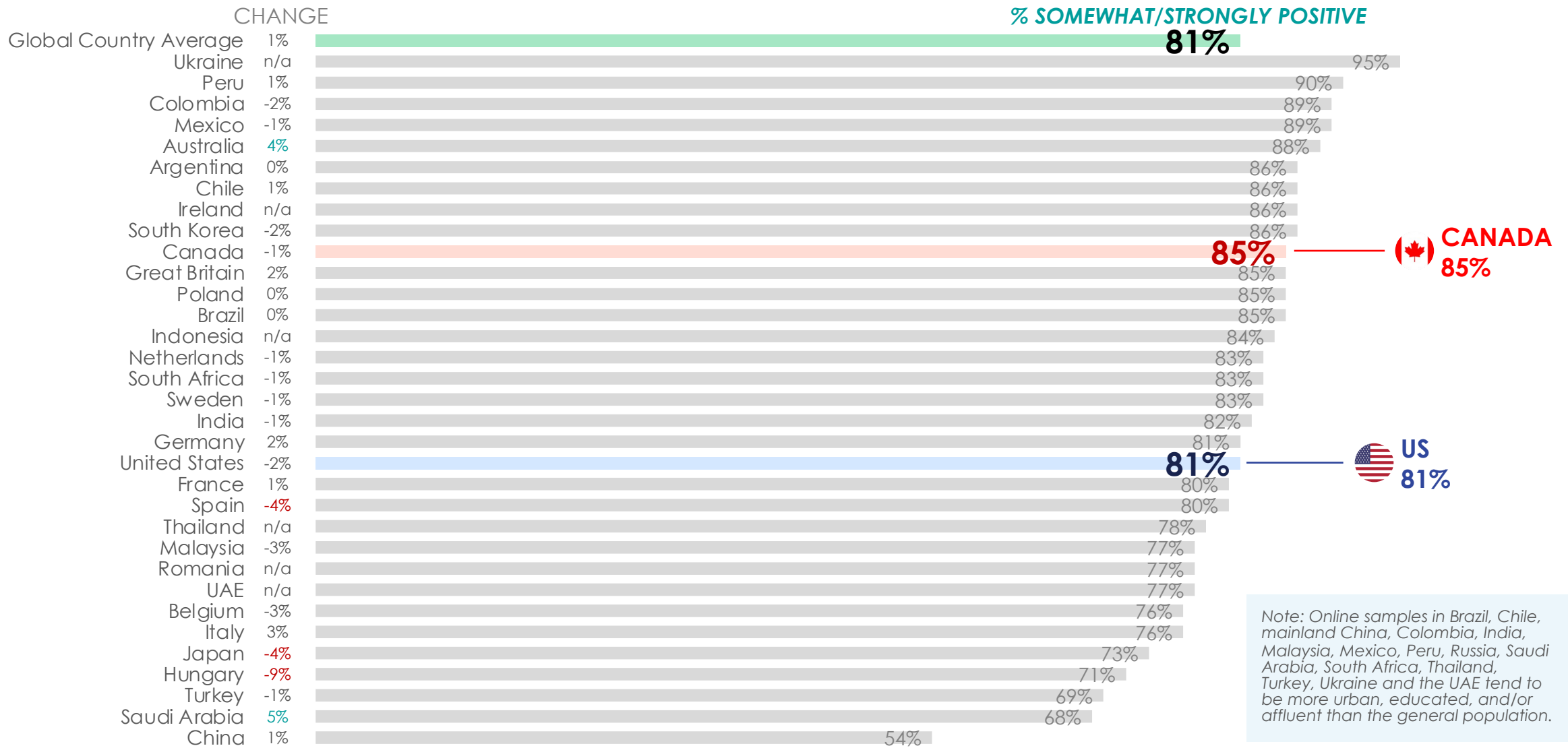
# WORLD INFLUENCERS

**Q:** Thinking about the next decade, would you say the following countries or organizations will have an overall positive or a negative influence on world affairs? (% **Strongly/somewhat positive**)

									CHANGE FROM						
	Oct 2022	Oct 2021	Sept 2020	Sept 2019	Nov 2018	Oct 2017	Oct 2016	Oct 2015	2021	2020	2019	2018	2017	2016	2015
 Canada	81%	80%	81%	81%	77%	82%	81%	81%	1%	-1%	n/c	4%	-4%	-1%	n/c
 Germany	75%	77%	78%	75%	71%	76%	81%	75%	-2%	-1%	3%	4%	-5%	-5%	6%
 France	73%	72%	70%	71%	67%	75%	71%	72%	1%	2%	-1%	4%	-8%	4%	-1%
 European Union	71%	72%	70%	70%	66%	71%	n/a	n/a	-1%	2%	n/c	4%	-5%	n/a	n/a
 United Nations	71%	70%	69%	71%	67%	72%	73%	74%	1%	1%	-2%	4%	-5%	-1%	-1%
 My country	72%	70%	69%	68%	68%	70%	68%	70%	2%	1%	1%	n/c	-2%	2%	-2%
 Great Britain	69%	64%	66%	62%	63%	69%	67%	72%	5%	-2%	4%	-1%	-6%	2%	-5%
 United States	64%	62%	50%	52%	50%	55%	64%	65%	2%	12%	-2%	2%	-5%	-9%	-1%
 The World Bank	63%	62%	61%	61%	57%	61%	58%	59%	1%	1%	n/c	4%	-4%	3%	-1%
 The International Monetary Fund (or IMF)	61%	60%	59%	58%	56%	59%	56%	57%	1%	1%	1%	2%	-3%	3%	-1%
 NATO	65%	60%	60%	60%	57%	n/a	n/a	n/a	5%	n/c	n/c	3%	n/a	n/a	n/a
 India	50%	48%	50%	52%	51%	59%	55%	56%	2%	-2%	-2%	1%	-8%	4%	-1%
 Russia	29%	45%	46%	45%	43%	50%	46%	42%	-16%	-1%	1%	2%	-7%	4%	4%
 China	42%	43%	42%	53%	53%	58%	55%	53%	-1%	1%	-11%	n/c	-5%	3%	2%
 Israel	43%	40%	39%	36%	35%	43%	37%	33%	3%	1%	3%	1%	-8%	6%	4%
 Saudi Arabia	45%	40%	42%	39%	34%	n/a	n/a	n/a	5%	-2%	3%	5%	n/a	n/a	n/a
 Iran	28%	24%	27%	25%	25%	31%	26%	25%	4%	-3%	2%	n/c	-6%	5%	1%

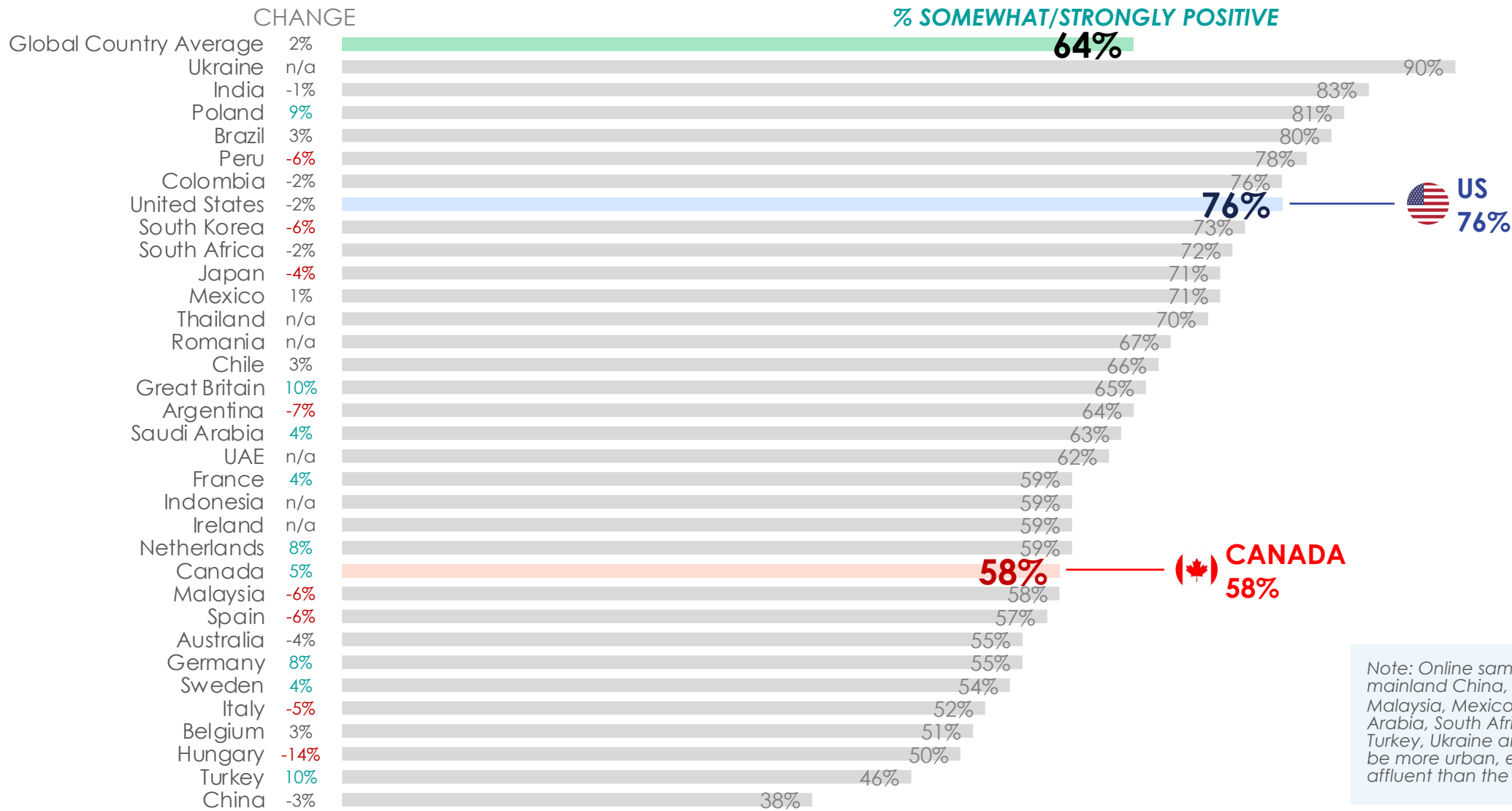
# WORLD INFLUENCERS: CANADA

Q: Thinking about the next decade, would you say **Canada** will have an overall positive or a negative influence on world affairs?



# WORLD INFLUENCERS: UNITED STATES

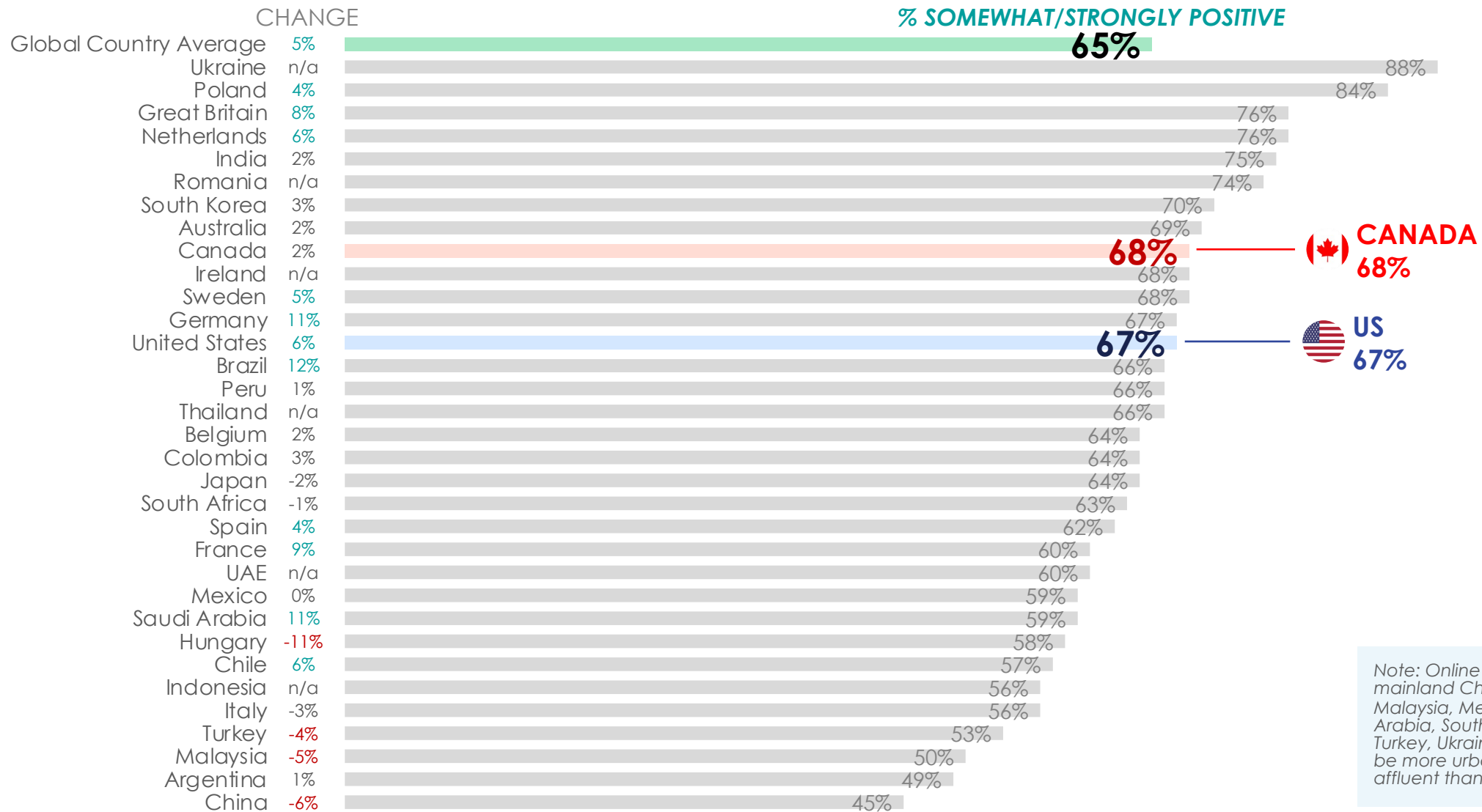
Q: Thinking about the next decade, would you say **United States** will have an overall positive or a negative influence on world affairs?



Note: Online samples in Brazil, Chile, mainland China, Colombia, India, Malaysia, Mexico, Peru, Russia, Saudi Arabia, South Africa, Thailand, Turkey, Ukraine and the UAE tend to be more urban, educated, and/or affluent than the general population.

# WORLD INFLUENCERS: NATO

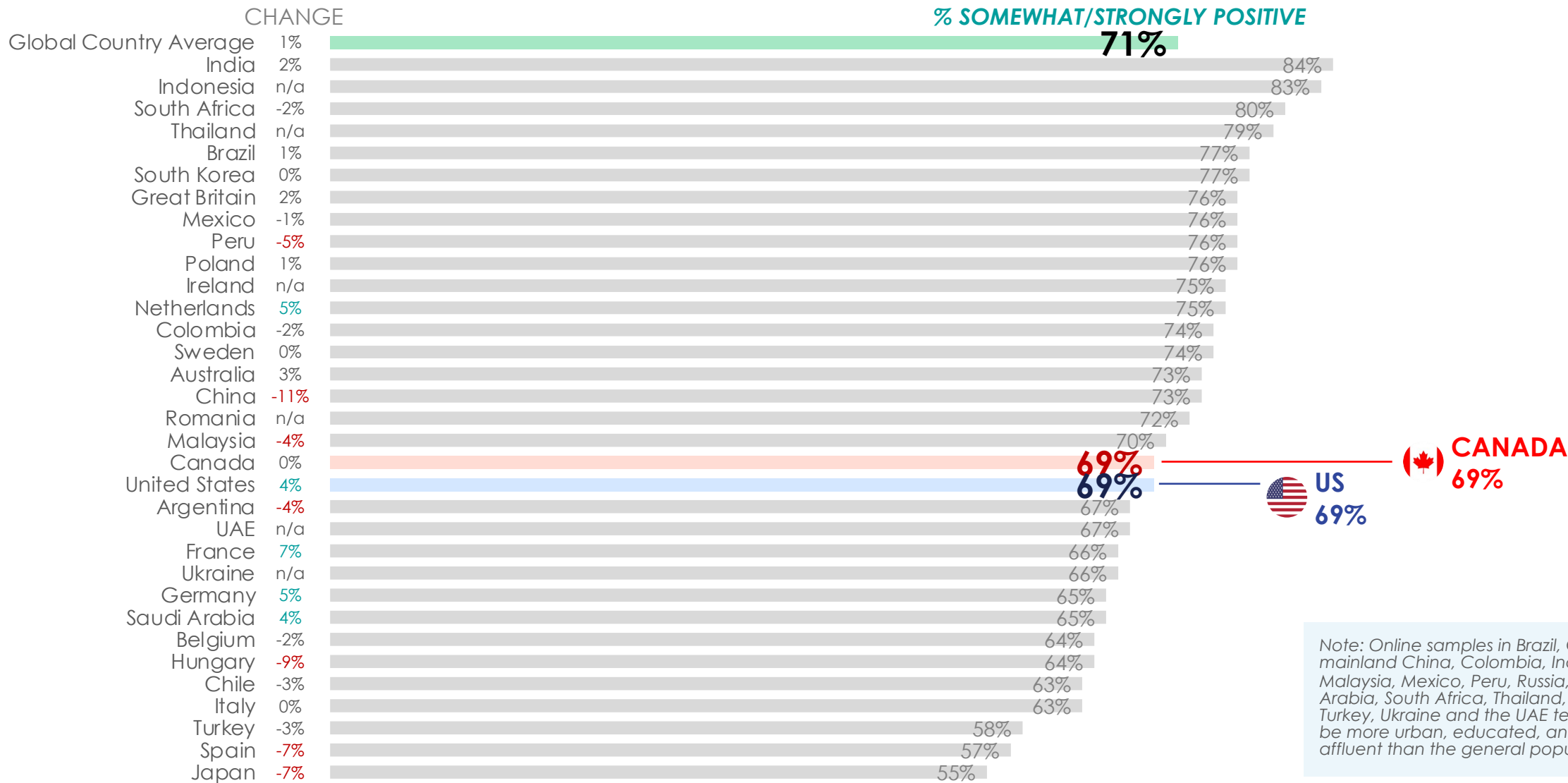
**Q:** Thinking about the next decade, would you say **NATO** will have an overall positive or a negative influence on world affairs?



Note: Online samples in Brazil, Chile, mainland China, Colombia, India, Malaysia, Mexico, Peru, Russia, Saudi Arabia, South Africa, Thailand, Turkey, Ukraine and the UAE tend to be more urban, educated, and/or affluent than the general population.

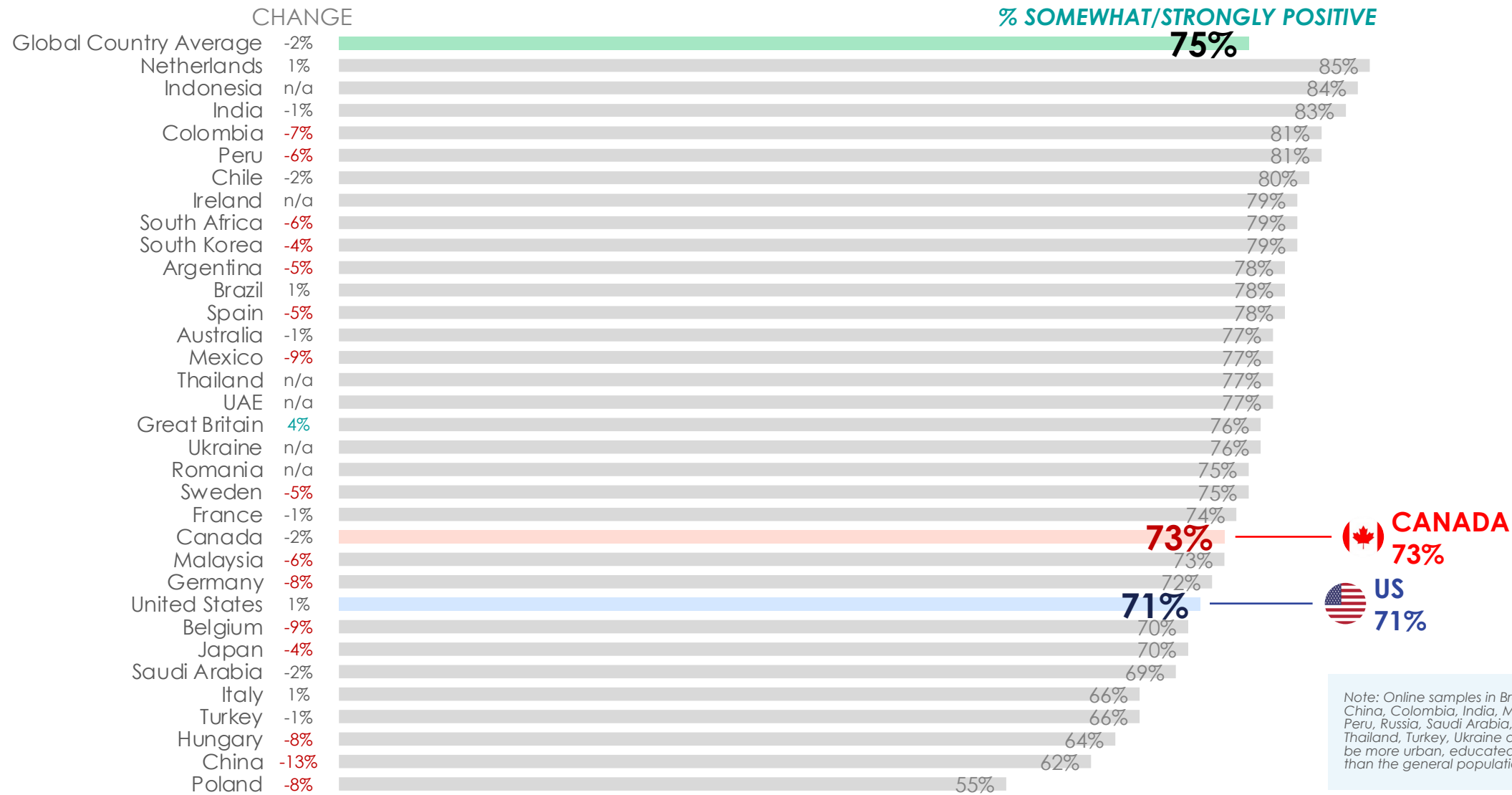
# WORLD INFLUENCERS: UNITED NATIONS

**Q:** Thinking about the next decade, would you say **United Nations** will have an overall positive or a negative influence on world affairs?



# WORLD INFLUENCERS: GERMANY

**Q:** Thinking about the next decade, would you say **Germany** will have an overall positive or a negative influence on world affairs?

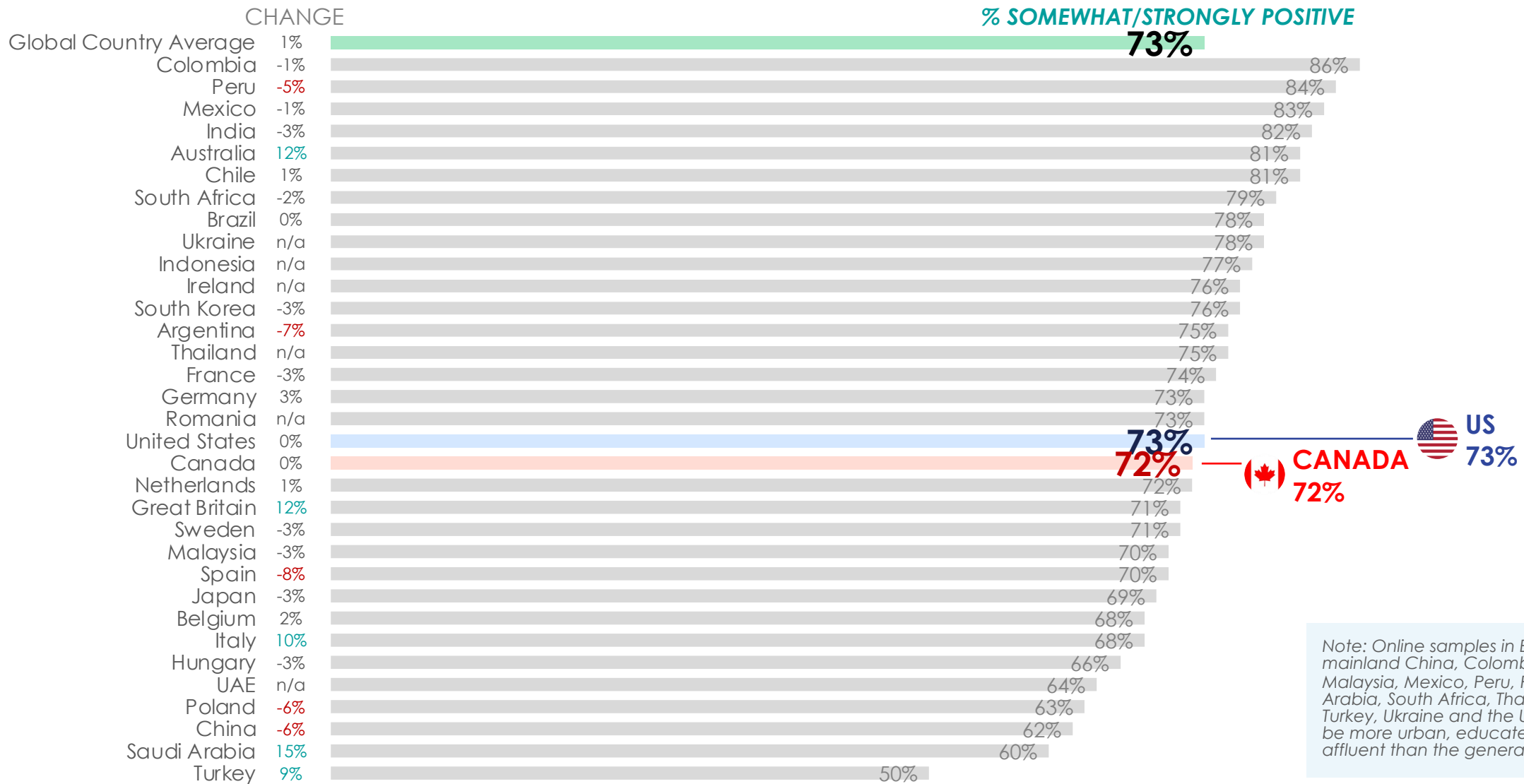


Note: Online samples in Brazil, Chile, mainland China, Colombia, India, Malaysia, Mexico, Peru, Russia, Saudi Arabia, South Africa, Thailand, Turkey, Ukraine and the UAE tend to be more urban, educated, and/or affluent than the general population.



# WORLD INFLUENCERS: FRANCE

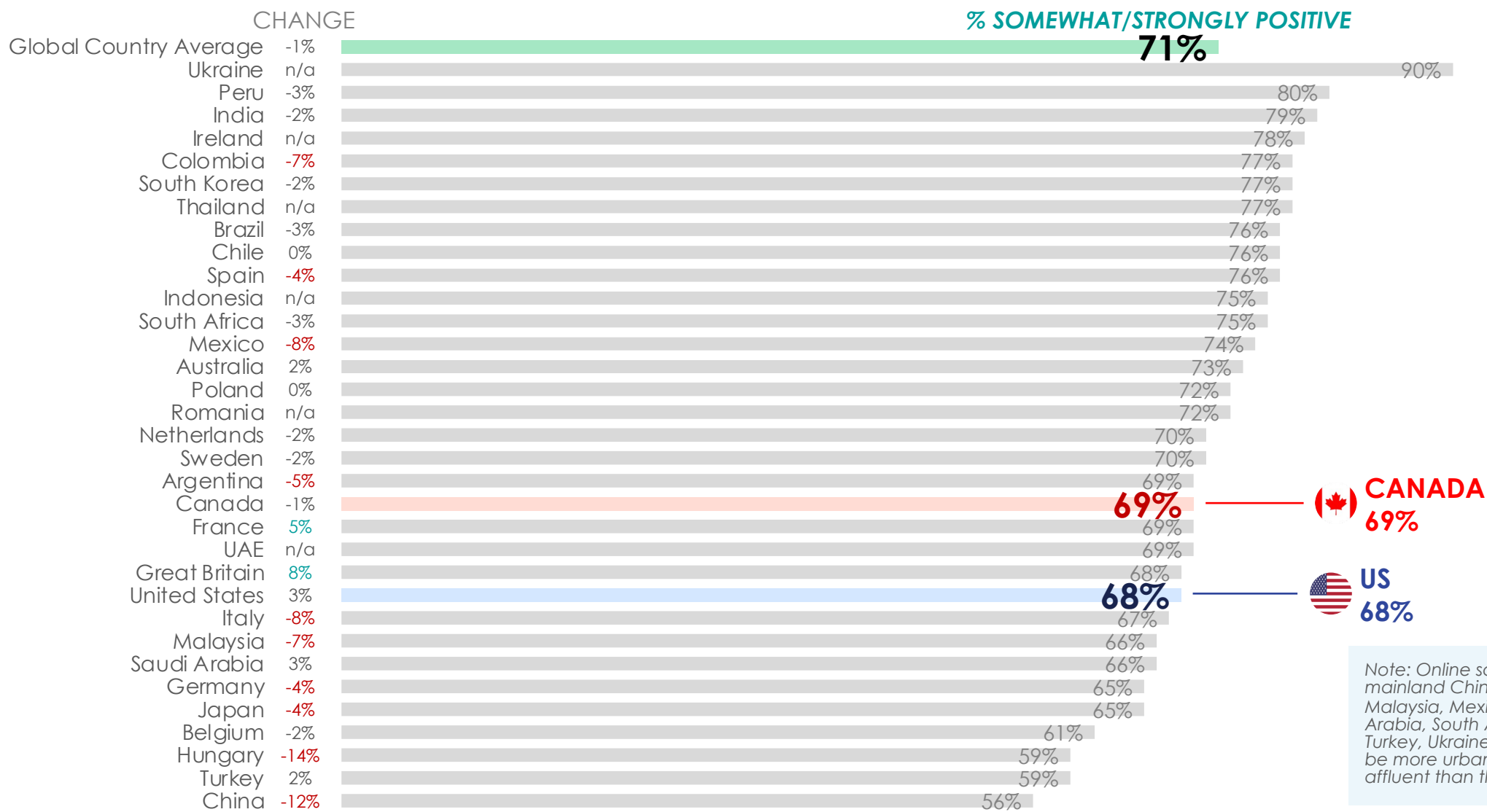
Q: Thinking about the next decade, would you say **France** will have an overall positive or a negative influence on world affairs?



Note: Online samples in Brazil, Chile, mainland China, Colombia, India, Malaysia, Mexico, Peru, Russia, Saudi Arabia, South Africa, Thailand, Turkey, Ukraine and the UAE tend to be more urban, educated, and/or affluent than the general population.

# WORLD INFLUENCERS: EUROPEAN UNION

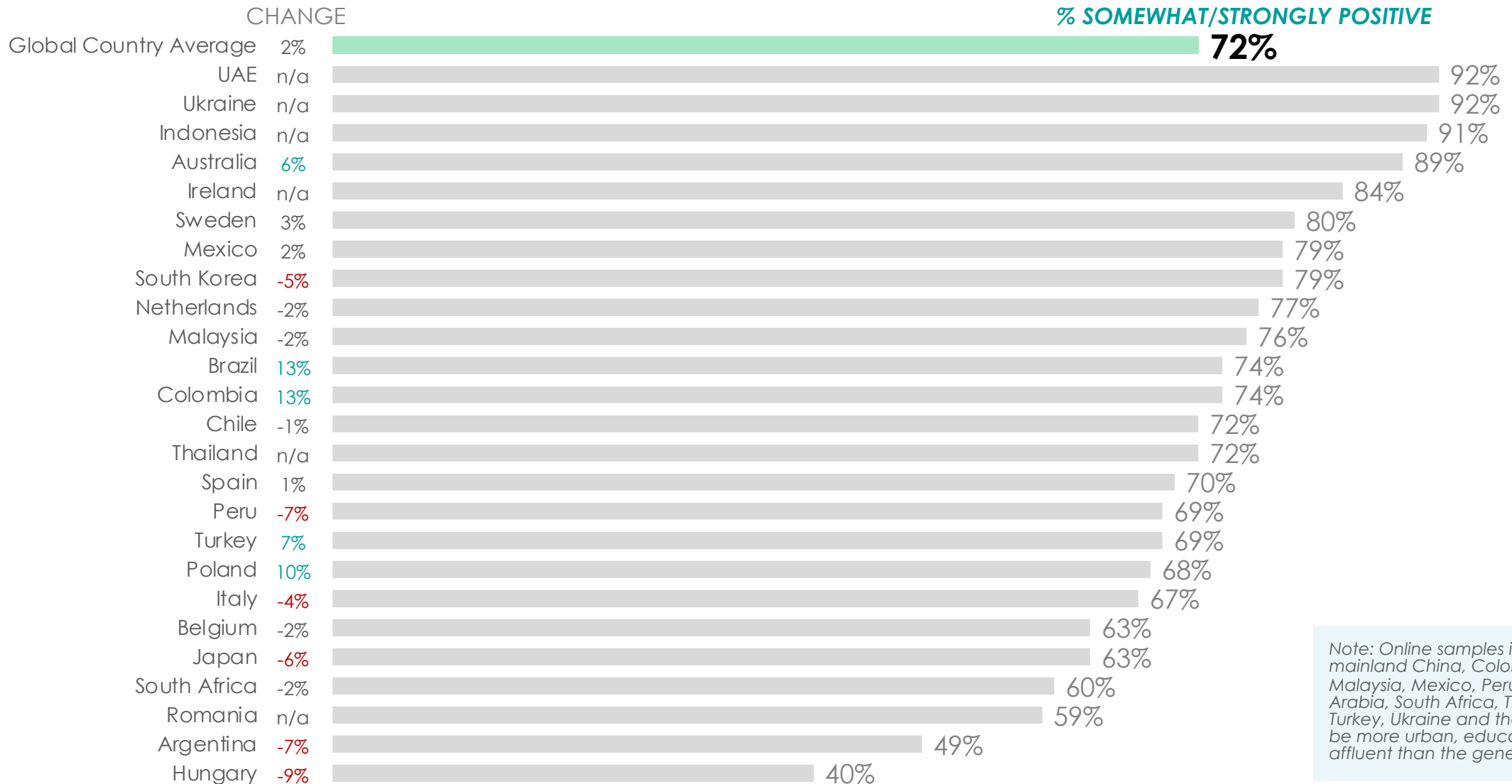
Q: Thinking about the next decade, would you say **European Union** will have an overall positive or a negative influence on world affairs?



Note: Online samples in Brazil, Chile, mainland China, Colombia, India, Malaysia, Mexico, Peru, Russia, Saudi Arabia, South Africa, Thailand, Turkey, Ukraine and the UAE tend to be more urban, educated, and/or affluent than the general population.

# WORLD INFLUENCERS: MY COUNTRY

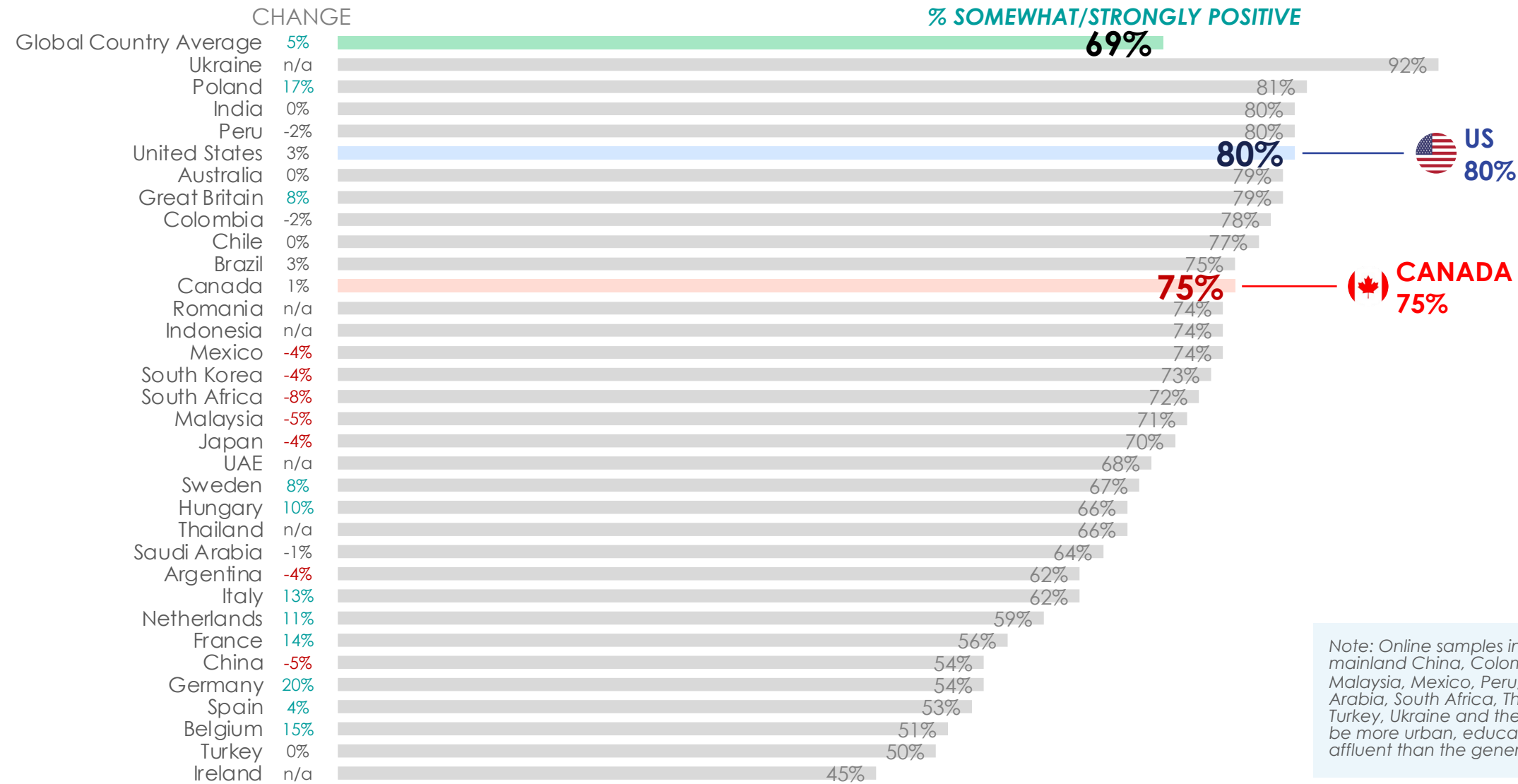
**Q:** Thinking about the next decade, would you say **your country** will have an overall positive or a negative influence on world affairs?



Note: Online samples in Brazil, Chile, mainland China, Colombia, India, Malaysia, Mexico, Peru, Russia, Saudi Arabia, South Africa, Thailand, Turkey, Ukraine and the UAE tend to be more urban, educated, and/or affluent than the general population.

# WORLD INFLUENCERS: GREAT BRITAIN

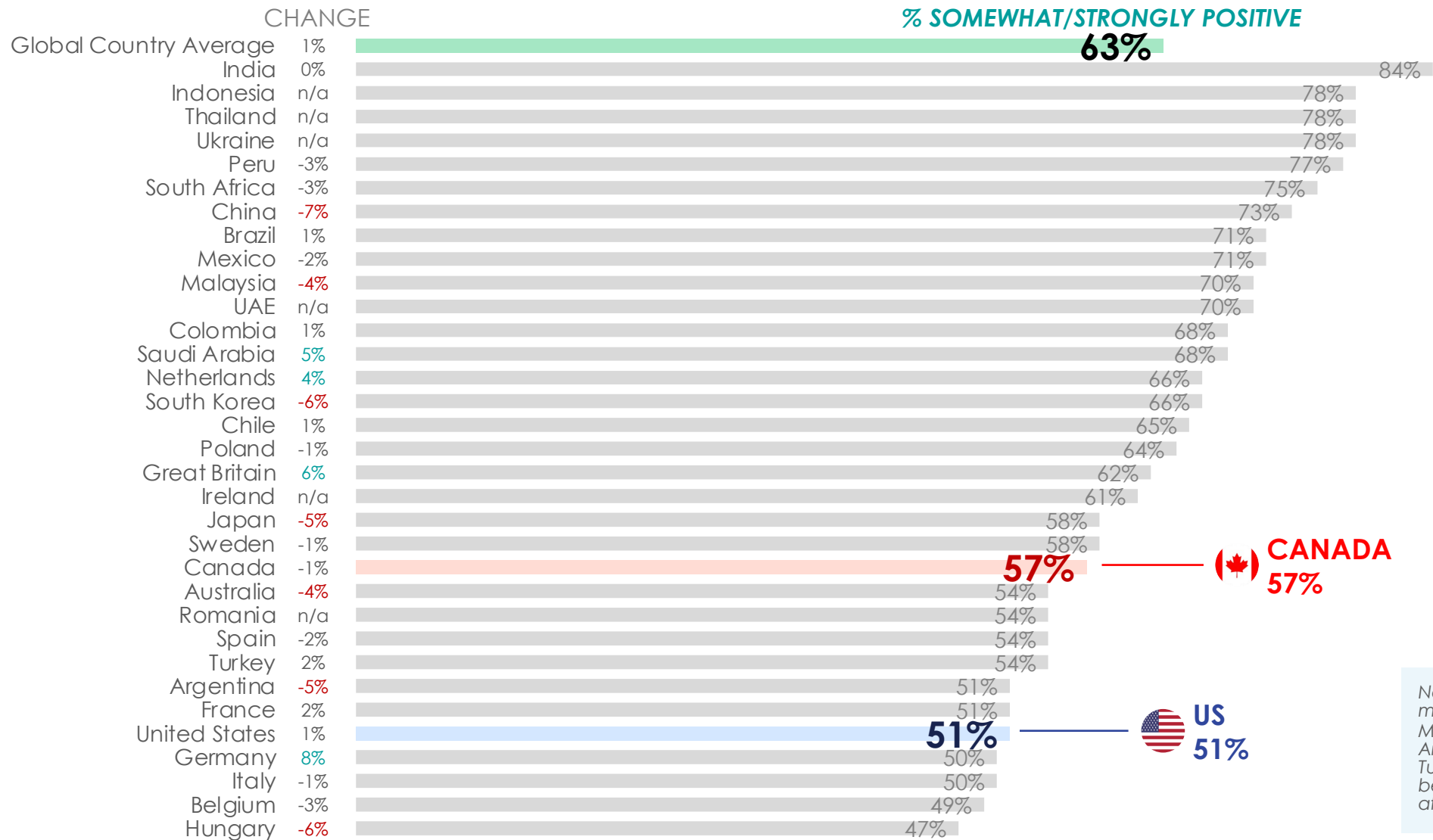
Q: Thinking about the next decade, would you say **Great Britain** will have an overall positive or a negative influence on world affairs?



Note: Online samples in Brazil, Chile, mainland China, Colombia, India, Malaysia, Mexico, Peru, Russia, Saudi Arabia, South Africa, Thailand, Turkey, Ukraine and the UAE tend to be more urban, educated, and/or affluent than the general population.

# WORLD INFLUENCERS: THE WORLD BANK

**Q:** Thinking about the next decade, would you say **The World Bank** will have an overall positive or a negative influence on world affairs?

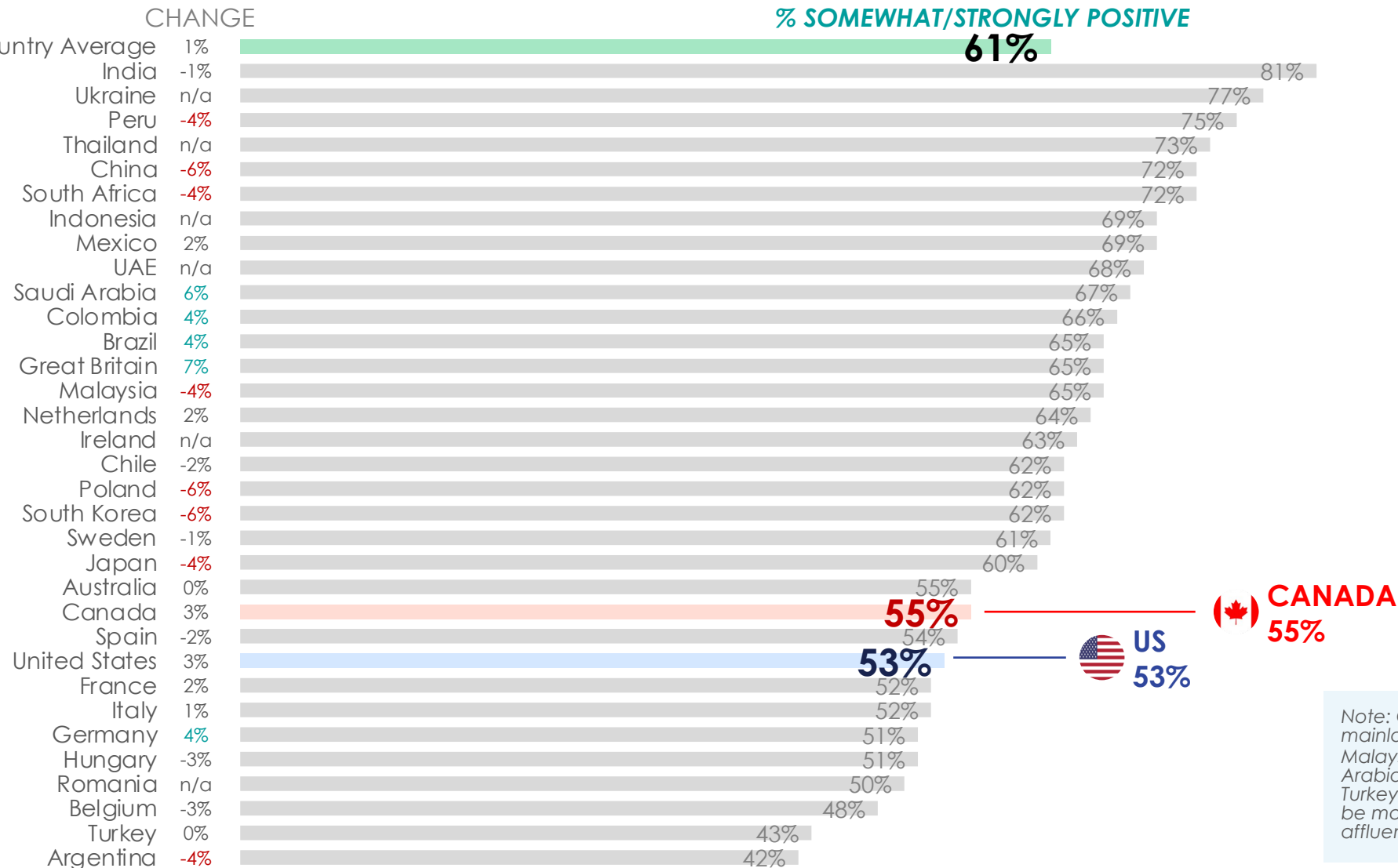


Note: Online samples in Brazil, Chile, mainland China, Colombia, India, Malaysia, Mexico, Peru, Russia, Saudi Arabia, South Africa, Thailand, Turkey, Ukraine and the UAE tend to be more urban, educated, and/or affluent than the general population.

# WORLD INFLUENCERS: THE INTERNATIONAL MONETARY FUND (IMF)



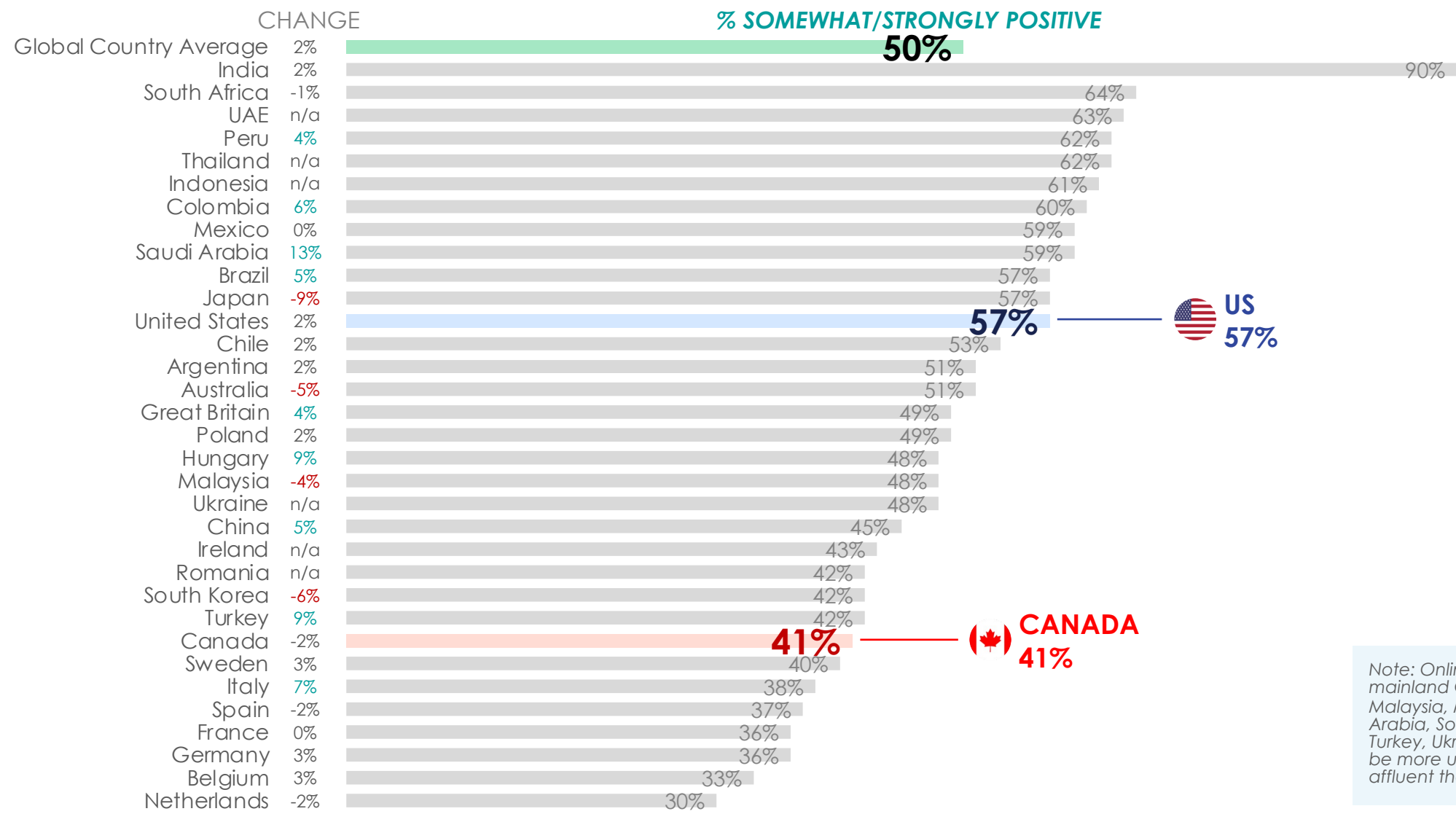
Q: Thinking about the next decade, would you say *The International Monetary Fund* will have an overall positive or a negative influence on world affairs?



Note: Online samples in Brazil, Chile, mainland China, Colombia, India, Malaysia, Mexico, Peru, Russia, Saudi Arabia, South Africa, Thailand, Turkey, Ukraine and the UAE tend to be more urban, educated, and/or affluent than the general population.

# WORLD INFLUENCERS: INDIA

**Q:** Thinking about the next decade, would you say **India** will have an overall positive or a negative influence on world affairs?



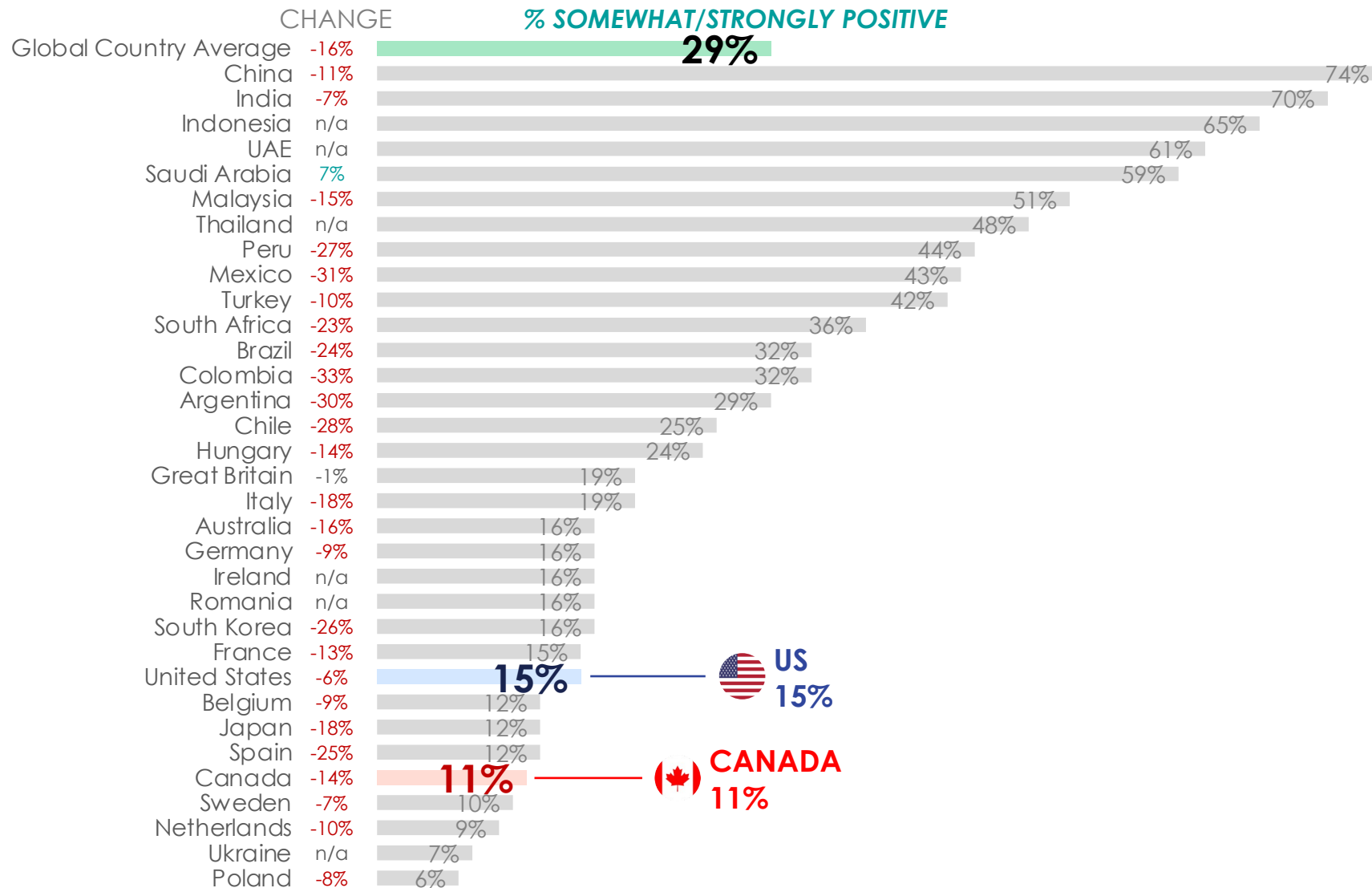
 **US**  
**57%**

 **CANADA**  
**41%**

Note: Online samples in Brazil, Chile, mainland China, Colombia, India, Malaysia, Mexico, Peru, Russia, Saudi Arabia, South Africa, Thailand, Turkey, Ukraine and the UAE tend to be more urban, educated, and/or affluent than the general population.

# WORLD INFLUENCERS: RUSSIA

**Q:** Thinking about the next decade, would you say **Russia** will have an overall positive or a negative influence on world affairs?

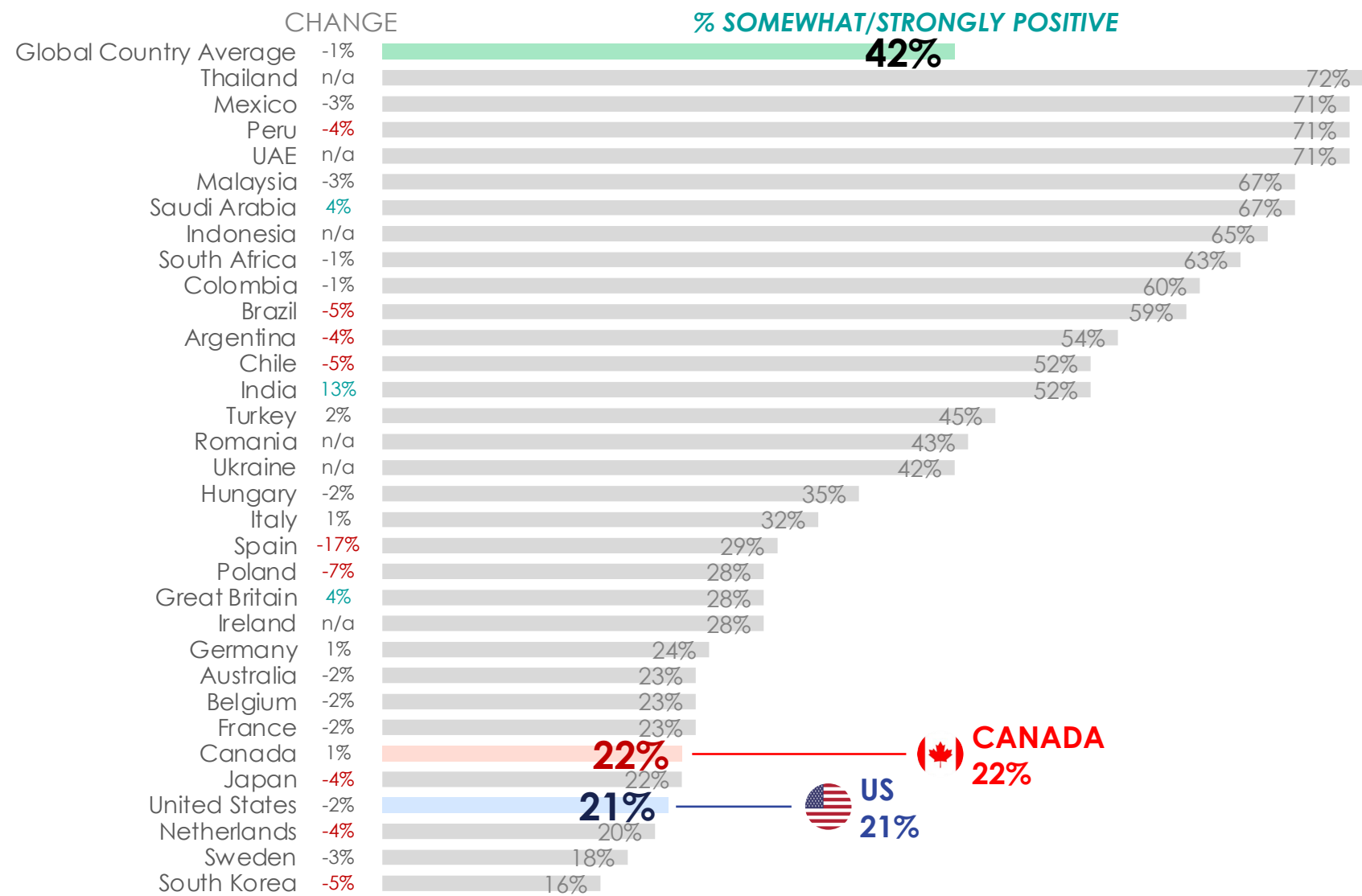


Note: Online samples in Brazil, Chile, mainland China, Colombia, India, Malaysia, Mexico, Peru, Russia, Saudi Arabia, South Africa, Thailand, Turkey, Ukraine and the UAE tend to be more urban, educated, and/or affluent than the general population.



# WORLD INFLUENCERS: CHINA

**Q:** Thinking about the next decade, would you say **China** will have an overall positive or a negative influence on world affairs?

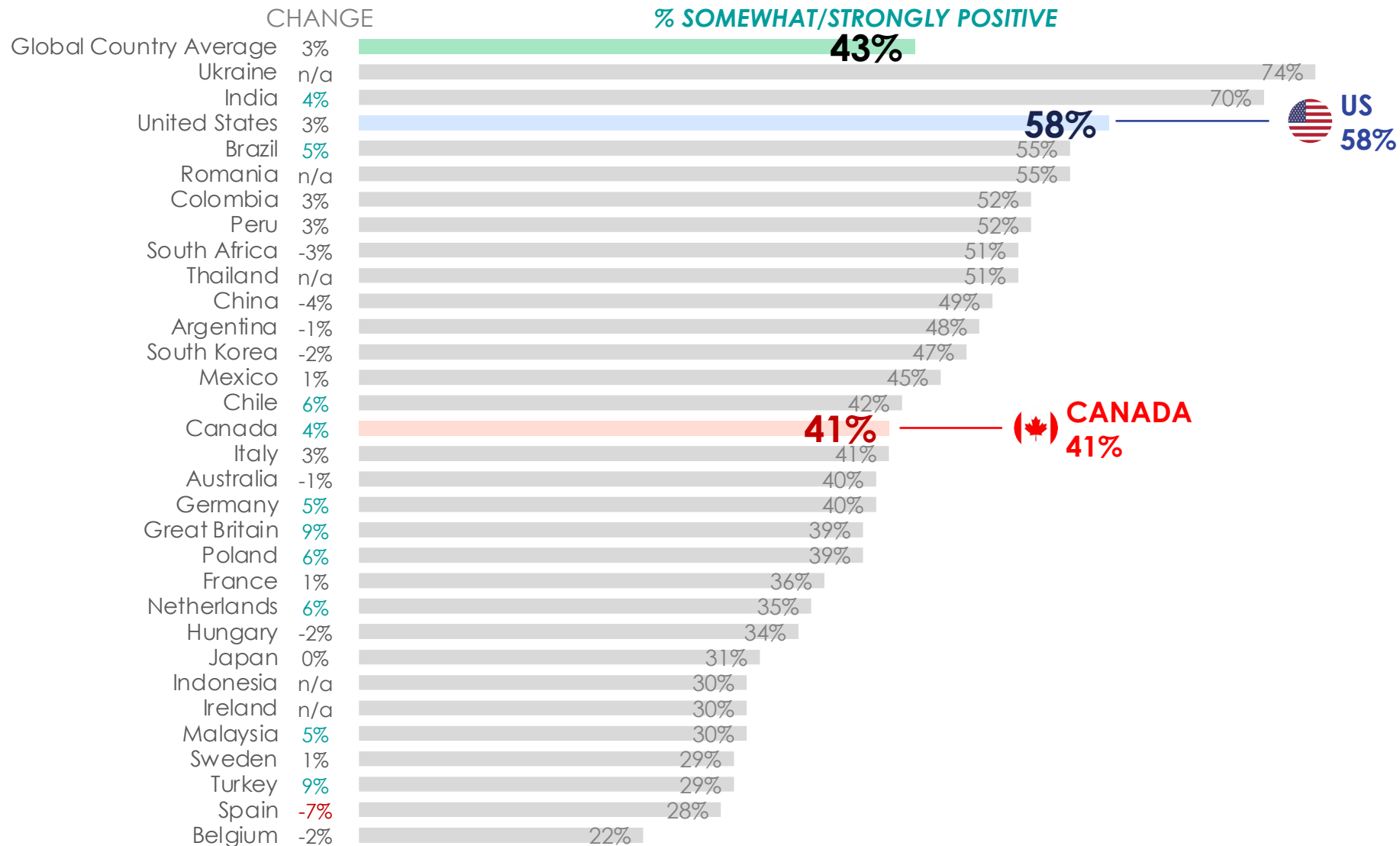


Note: Online samples in Brazil, Chile, mainland China, Colombia, India, Malaysia, Mexico, Peru, Russia, Saudi Arabia, South Africa, Thailand, Turkey, Ukraine and the UAE tend to be more urban, educated, and/or affluent than the general population.

\*Excludes China

# WORLD INFLUENCERS: ISRAEL

**Q:** Thinking about the next decade, would you say **Israel** will have an overall positive or a negative influence on world affairs?

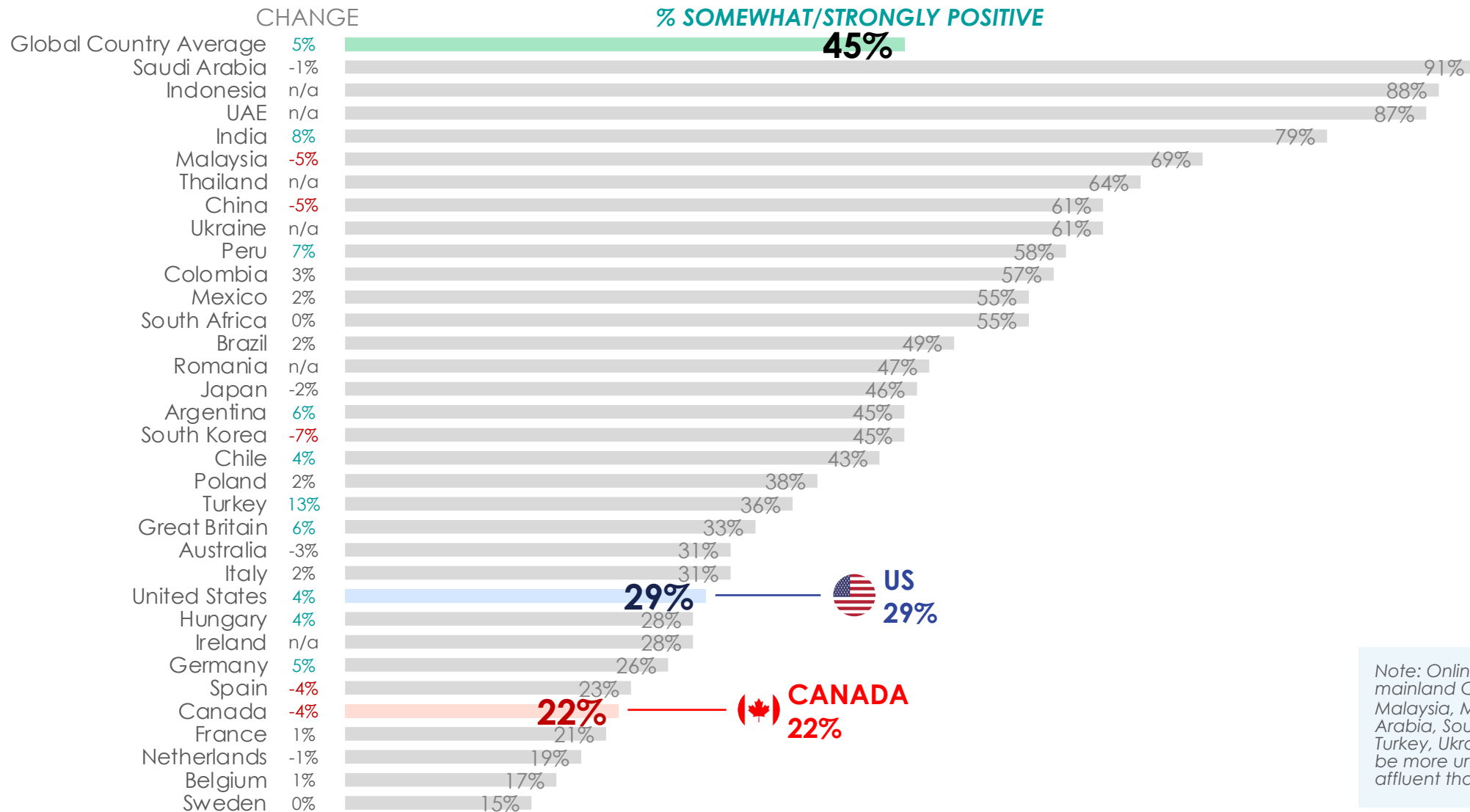


Note: Online samples in Brazil, Chile, mainland China, Colombia, India, Malaysia, Mexico, Peru, Russia, Saudi Arabia, South Africa, Thailand, Turkey, Ukraine and the UAE tend to be more urban, educated, and/or affluent than the general population.

\*Excludes Saudi Arabia and the UAE

# WORLD INFLUENCERS: SAUDI ARABIA

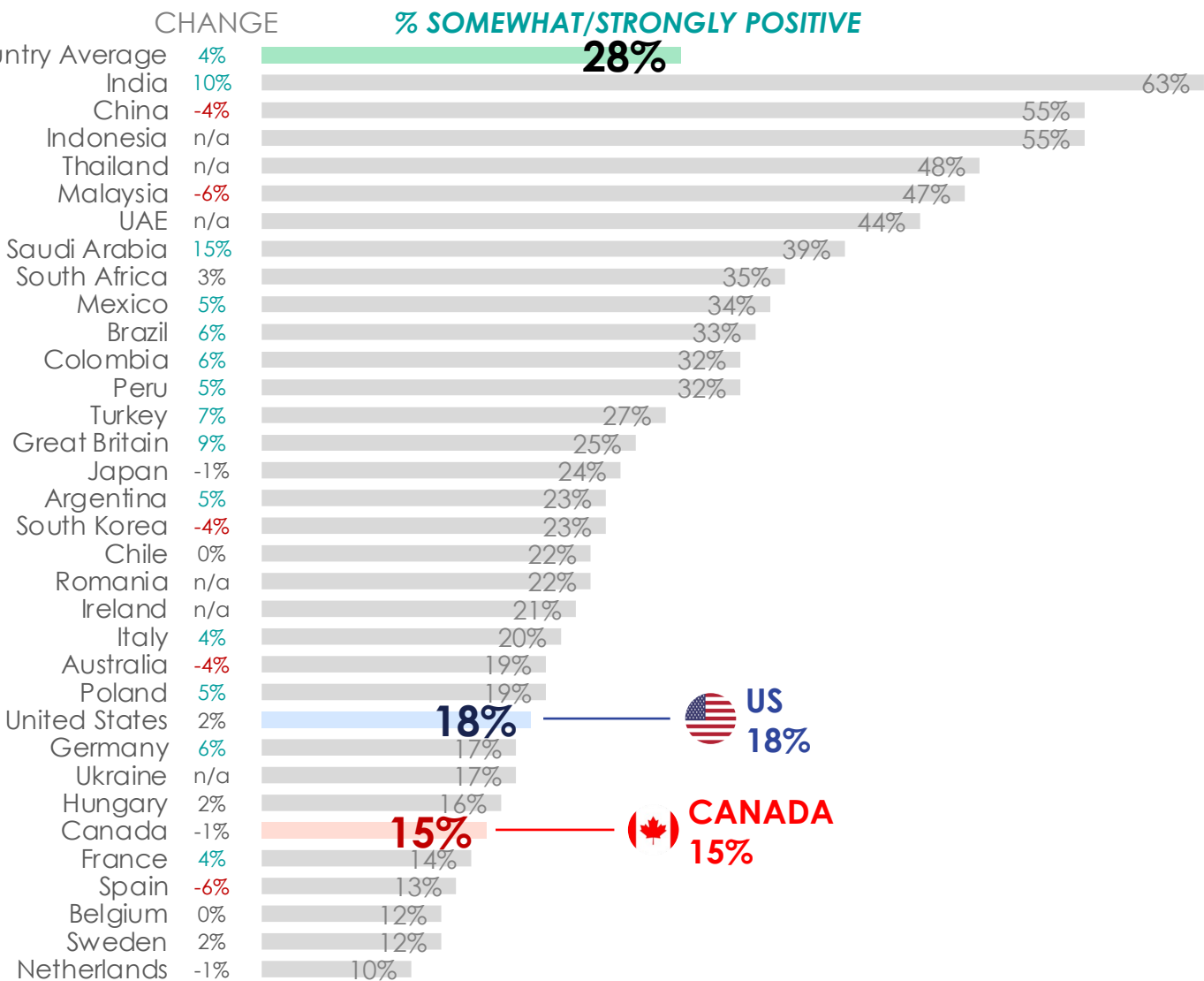
**Q:** Thinking about the next decade, would you say **Saudi Arabia** will have an overall positive or a negative influence on world affairs?



Note: Online samples in Brazil, Chile, mainland China, Colombia, India, Malaysia, Mexico, Peru, Russia, Saudi Arabia, South Africa, Thailand, Turkey, Ukraine and the UAE tend to be more urban, educated, and/or affluent than the general population.

# WORLD INFLUENCERS: IRAN

**Q:** Thinking about the next decade, would you say **Iran** will have an overall positive or a negative influence on world affairs?



Note: Online samples in Brazil, Chile, mainland China, Colombia, India, Malaysia, Mexico, Peru, Russia, Saudi Arabia, South Africa, Thailand, Turkey, Ukraine and the UAE tend to be more urban, educated, and/or affluent than the general population.

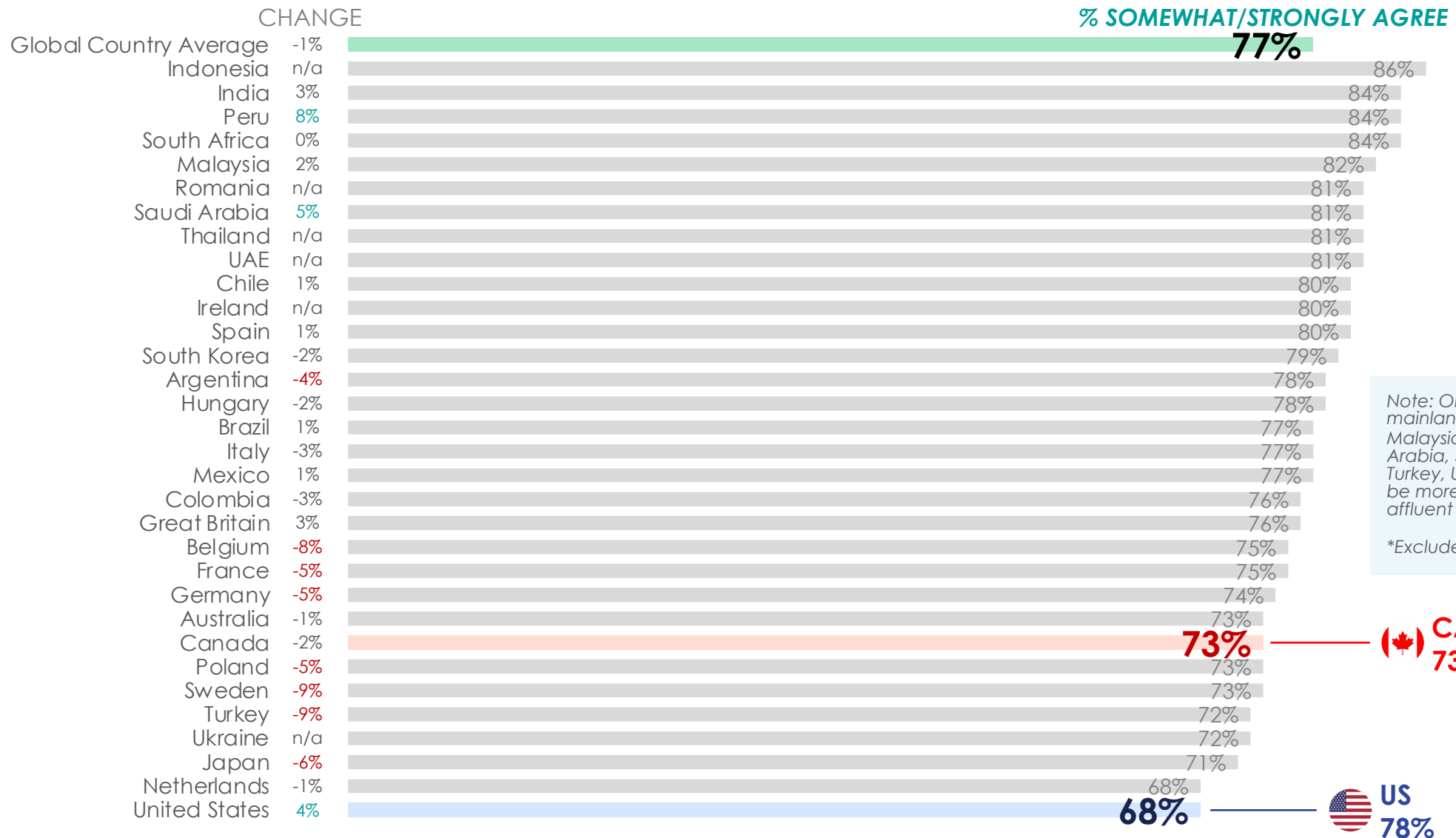
# WORLD AFFAIRS VALUES

# 6

Citizens of 33 Countries Assess Threats and  
Engagement in International Affairs

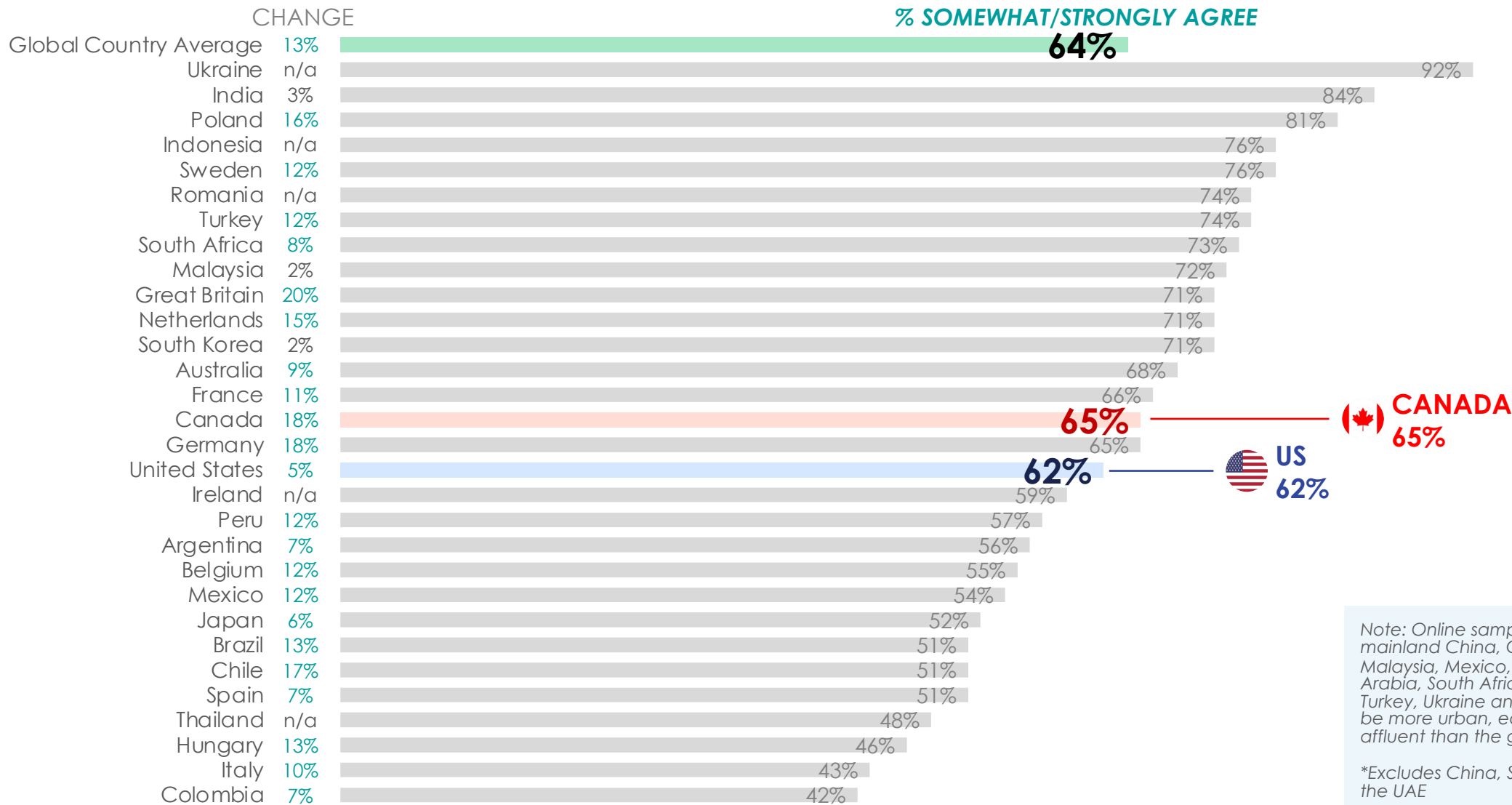
# ECONOMIC VS. MILITARY POWER

Q: Economic power is more important in world affairs than military power



# MILITARY SPENDING

Q: Given the dangers in the world, my government needs to spend more on my country's military power

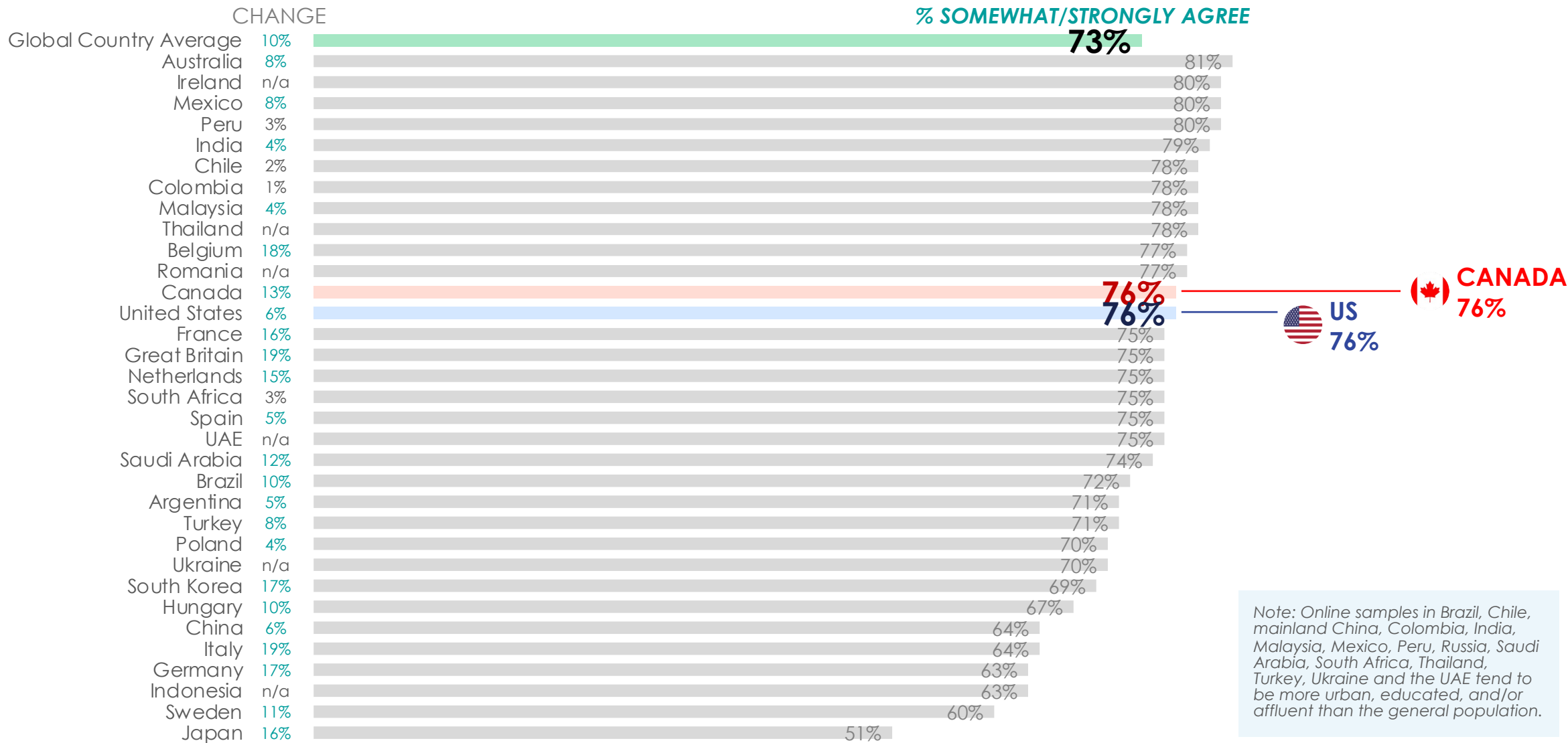


Note: Online samples in Brazil, Chile, mainland China, Colombia, India, Malaysia, Mexico, Peru, Russia, Saudi Arabia, South Africa, Thailand, Turkey, Ukraine and the UAE tend to be more urban, educated, and/or affluent than the general population.

\*Excludes China, Saudi Arabia and the UAE

# WORLD CONFLICT INVOLVING SUPERPOWER

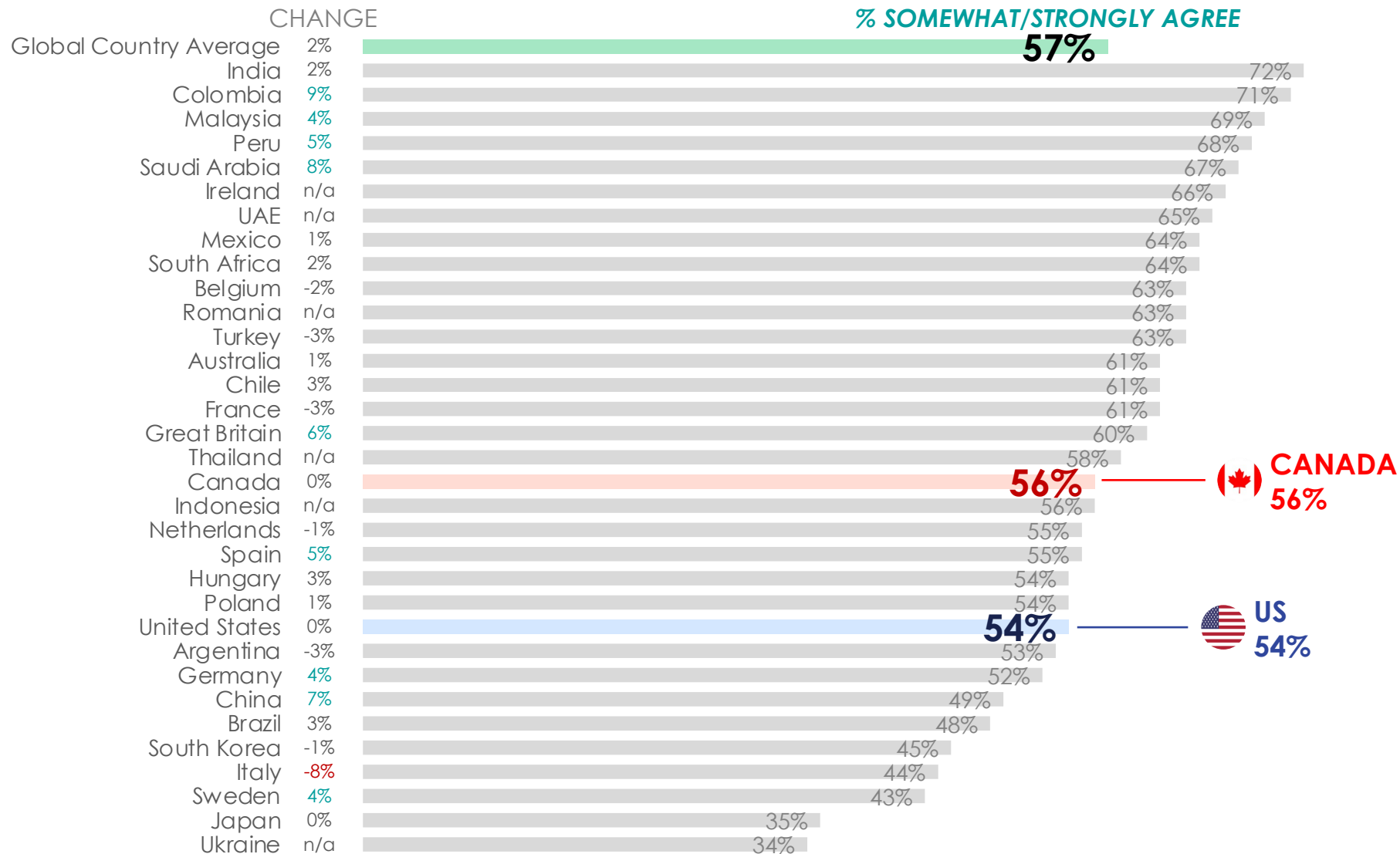
Q: I expect in the next 25 years we could see another world conflict involving superpowers similar to World Wars 1 & 2





# DIGITAL TECHNOLOGY IMPACT

**Q:** The revolution in digital technology will undermine and destroy the democratic freedoms that exist in the world today



Note: Online samples in Brazil, Chile, mainland China, Colombia, India, Malaysia, Mexico, Peru, Russia, Saudi Arabia, South Africa, Thailand, Turkey, Ukraine and the UAE tend to be more urban, educated, and/or affluent than the general population.

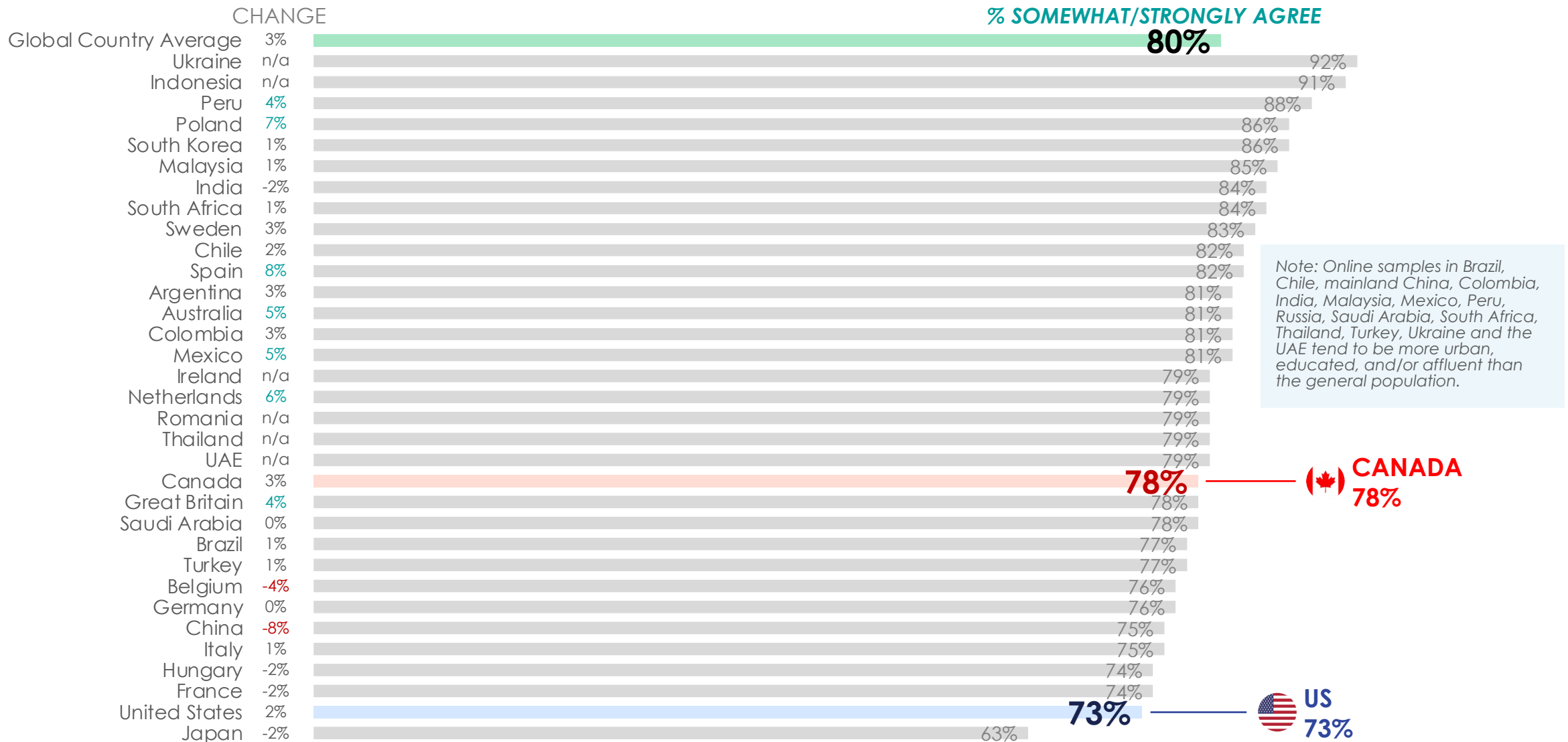
# INTERNATIONAL INSTITUTIONS AND AGREEMENTS

# 7

Citizens of 33 Countries Assess Threats and  
Engagement in International Affairs

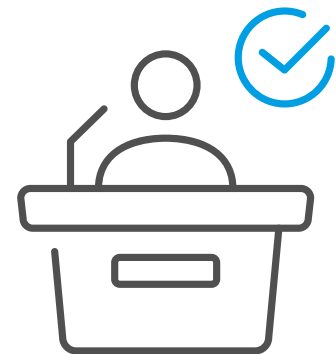
# RESPECT OF GLOBAL INSTITUTIONS

Q: I would have more respect for global institutions and agreements if democratic nations had more influence over them than authoritarian nations



# VIEWS ON INTERNATIONAL ORGANIZATIONS AND AGREEMENTS


% SOMEWHAT/STRONGLY AGREE



The world’s international organizations, that is organizations where countries get together to discuss and deal with the big challenges facing the world today such as the global pandemic, climate change and international peace, have done a good job of dealing with these challenges

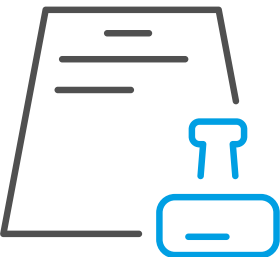
2022

CHANGE




62%

4%



The world needs new international agreements and institutions that should be led by democratic countries

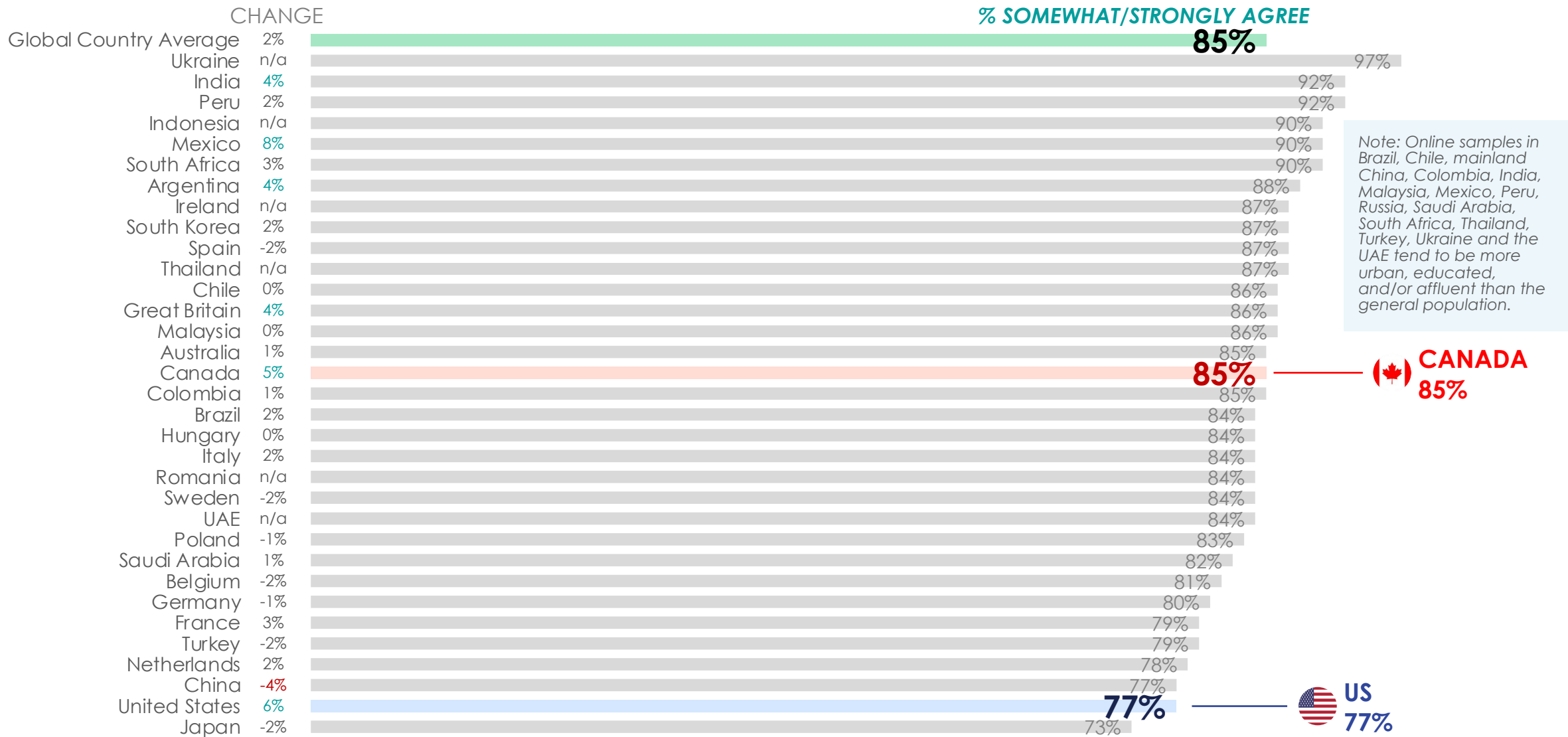


85%

2%

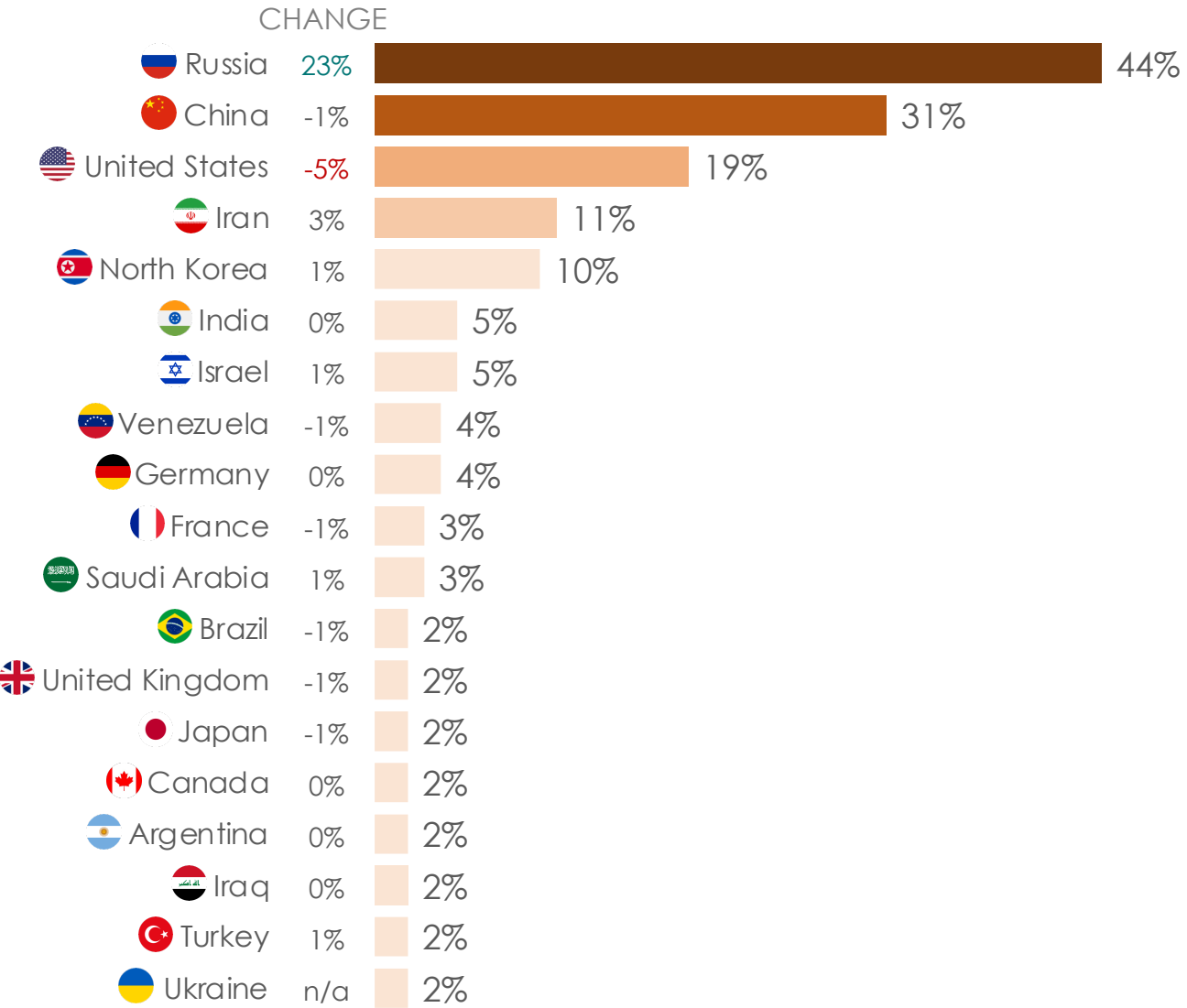
# WORLD NEEDS NEW INTERNATIONAL AGREEMENTS/INSTITUTIONS

Q: The world needs new international agreements and institutions that should be led by democratic countries



# COUNTRY LEAST LIKELY TO COMPLY WITH NEW INTERNATIONAL INSTITUTIONS AND AGREEMENTS

Q: If new international institutions and agreements are created to deal with the big challenges facing the world today, which country do you believe would be the least likely to comply? (Global country average)

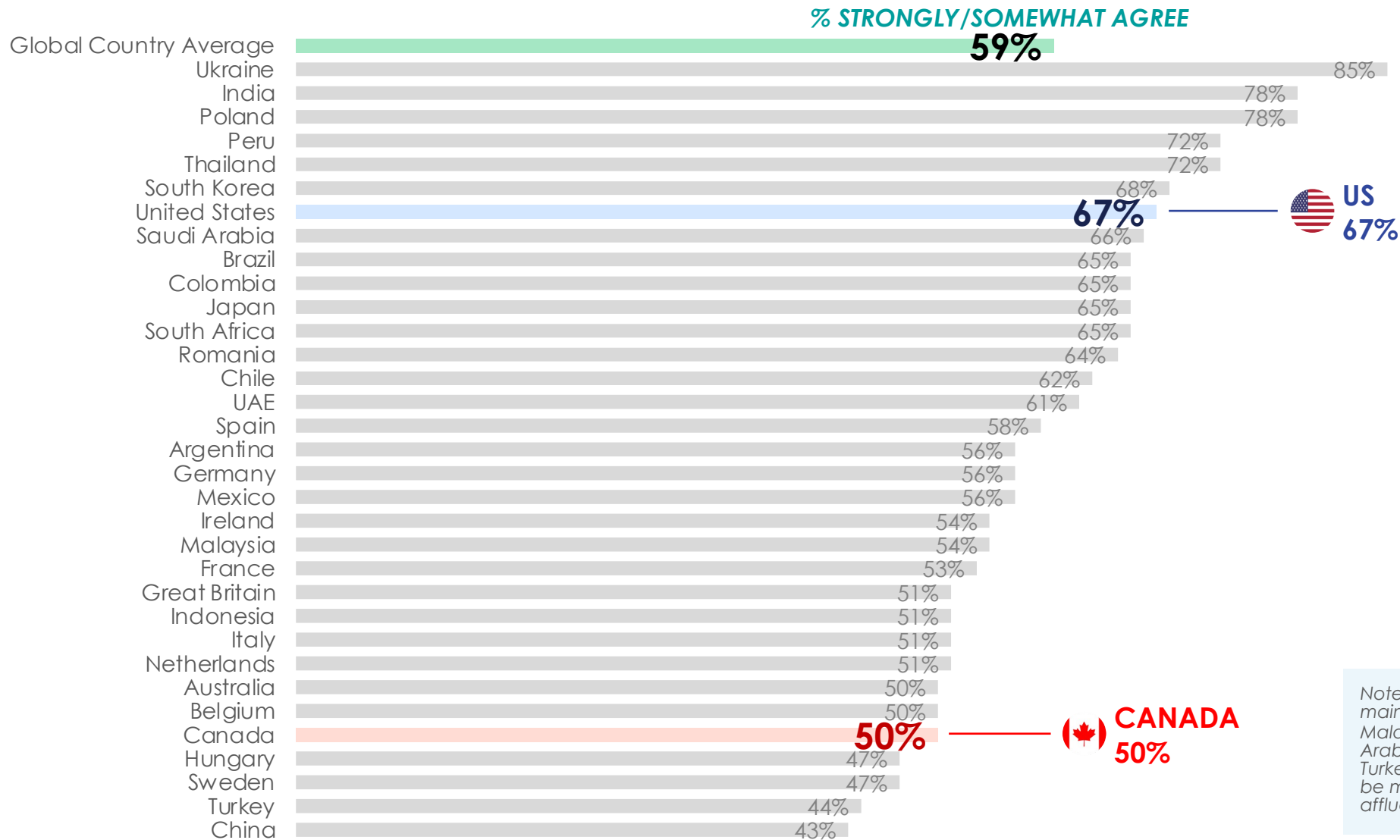


Note: Online samples in Brazil, Chile, mainland China, Colombia, India, Malaysia, Mexico, Peru, Russia, Saudi Arabia, South Africa, Thailand, Turkey, Ukraine and the UAE tend to be more urban, educated, and/or affluent than the general population.

\*Excluded: countries 1% or under, don't know, nothing and other answers.

# ROLE OF THE U.S. AS DEMOCRATIC LEADER

**Q:** When it comes to achieving positive outcomes in the world, the United States continues to be the most reliable leader for democratic nations



Note: Online samples in Brazil, Chile, mainland China, Colombia, India, Malaysia, Mexico, Peru, Russia, Saudi Arabia, South Africa, Thailand, Turkey, Ukraine and the UAE tend to be more urban, educated, and/or affluent than the general population.