

WORLD AFFAIRS

Citizens of 33 Countries Assess Threats and Engagement in International Affairs

Dr. Darrell Bricker

2022-11-18

© 2022 Ipsos. All rights reserved. Contains Ipsos' Confidential and Proprietary information and may not be disclosed or reproduced without the prior written consent of Ipsos.



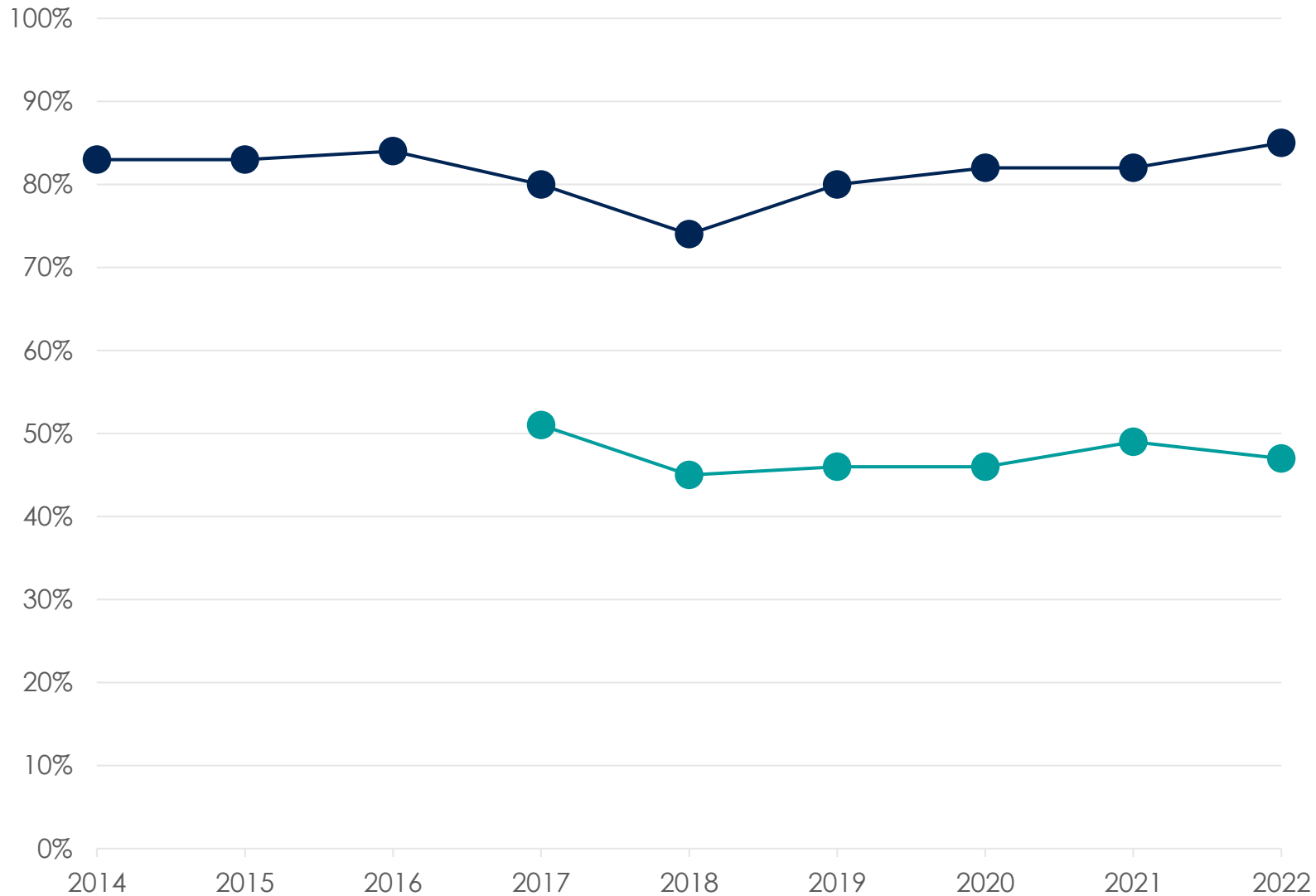
1. Global Threats Assessment
2. Confidence in Response to Threats
3. Global Gap Between Priority Of Threat And Level Of Preparation

GLOBAL THREATS ASSESSMENT

Citizens of 33 Countries Assess Threats and
Engagement in International Affairs

1

ATTITUDES ABOUT THE STATE OF THE WORLD OVER TIME



% SOMEWHAT/STRONGLY AGREE

● Over the last year, the world became more dangerous (2014-2022)

● When you really think about it, more things are getting better in the world these days than are getting worse (2017-2022)

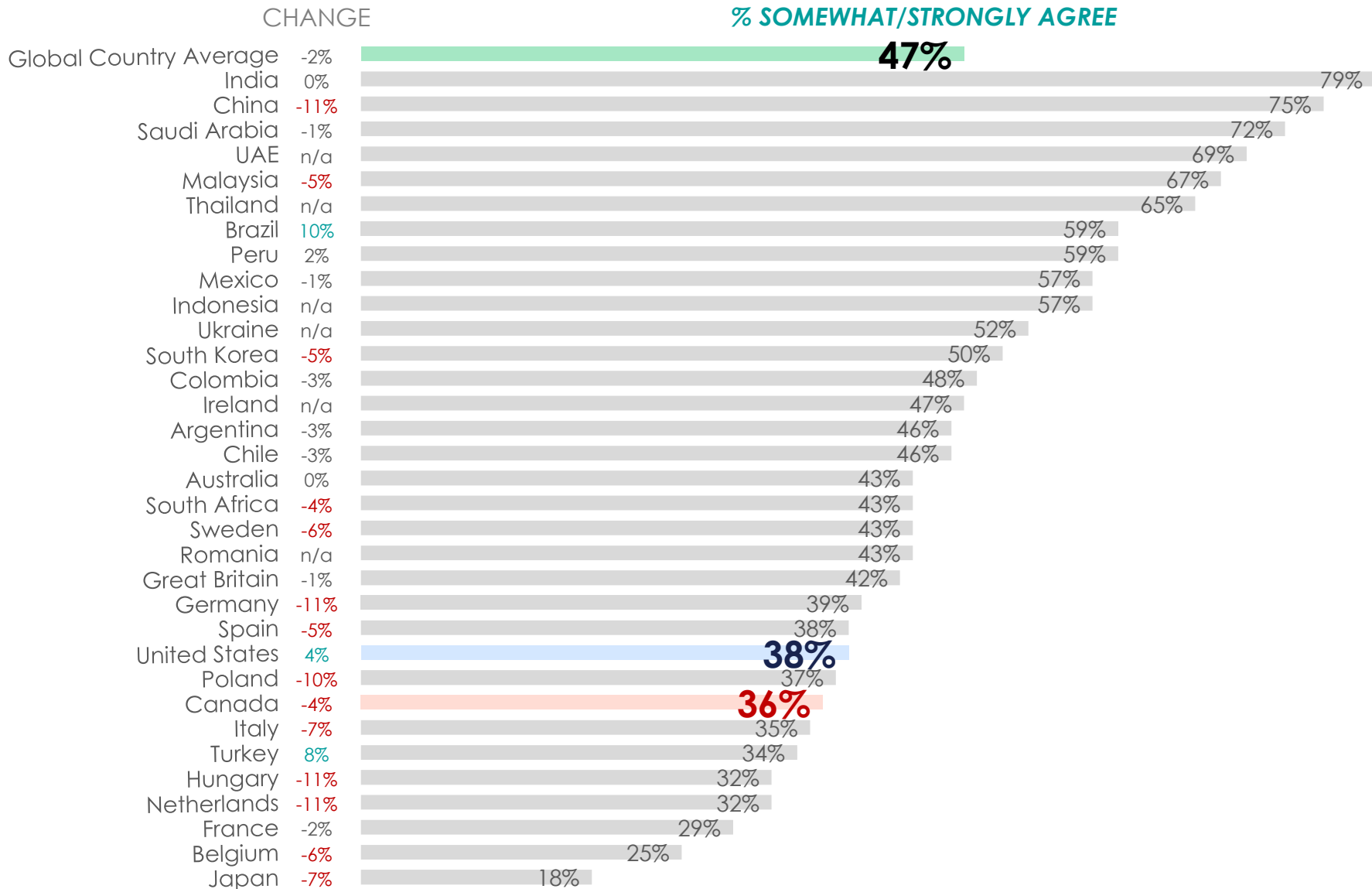
Note: The Global Country Average reflects the average result for all the countries where the survey was conducted.

OVER THE LAST YEAR THE WORLD BECAME MORE DANGEROUS



Note: Online samples in Brazil, Chile, mainland China, Colombia, India, Malaysia, Mexico, Peru, Russia, Saudi Arabia, South Africa, Thailand, Turkey, Ukraine and the UAE tend to be more urban, educated, and/or affluent than the general population.

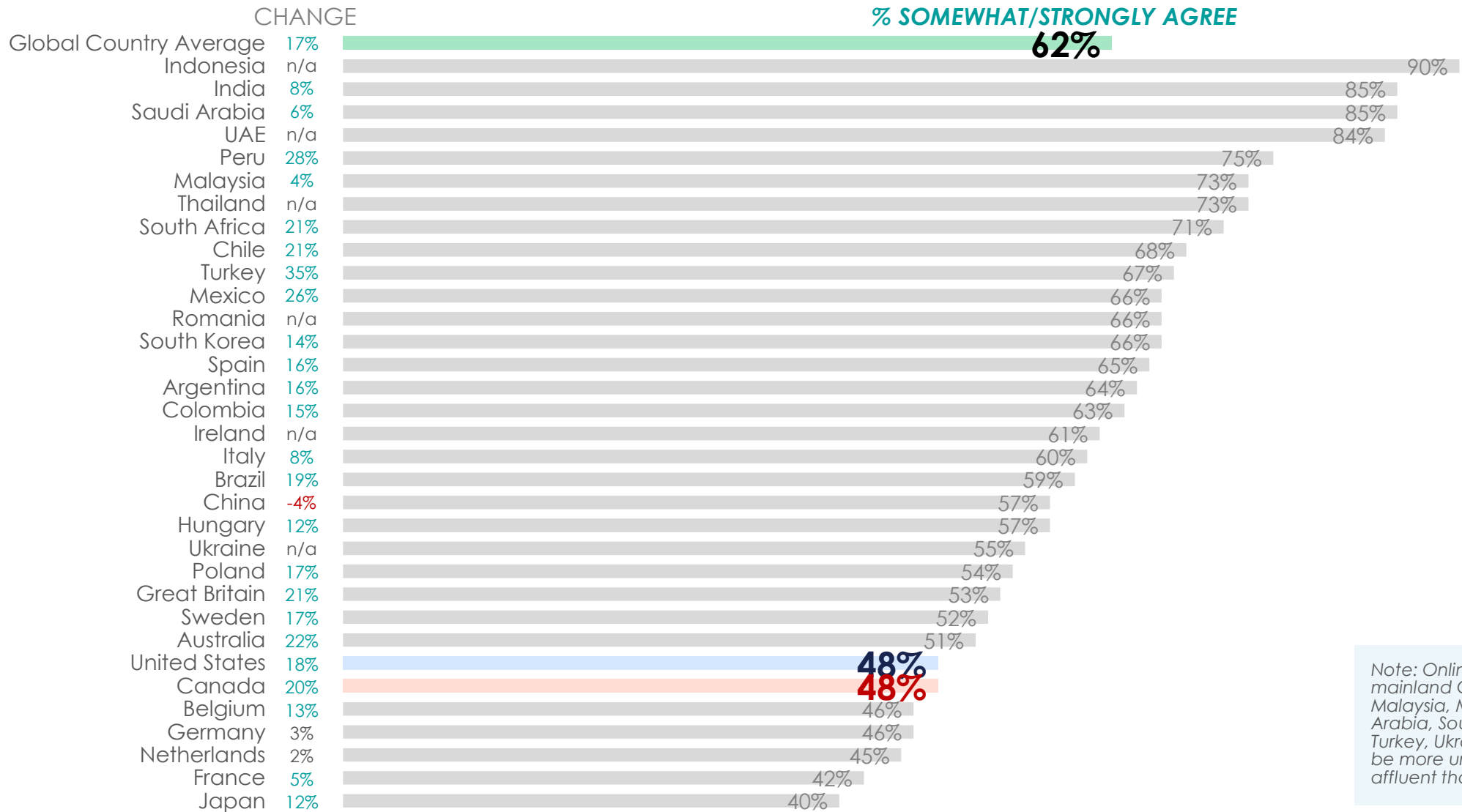
WHEN YOU REALLY THINK ABOUT IT, MORE THINGS ARE GETTING BETTER IN THE WORLD THESE DAYS THAN ARE GETTING WORSE



Note: Online samples in Brazil, Chile, mainland China, Colombia, India, Malaysia, Mexico, Peru, Russia, Saudi Arabia, South Africa, Thailand, Turkey, Ukraine and the UAE tend to be more urban, educated, and/or affluent than the general population.

COVID-19 OUTBREAK END IN SIGHT

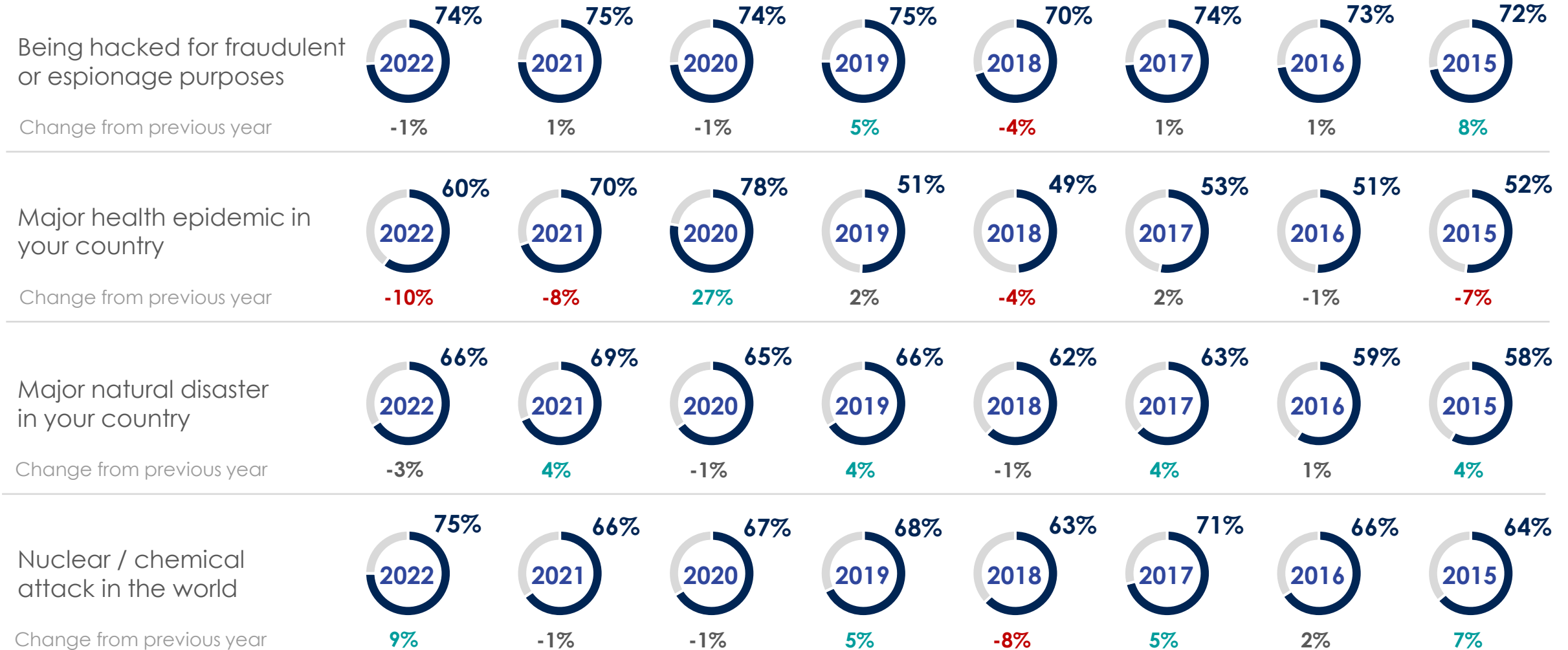
Q: The coronavirus outbreak or COVID-19 outbreak has been contained and will soon be over



Note: Online samples in Brazil, Chile, mainland China, Colombia, India, Malaysia, Mexico, Peru, Russia, Saudi Arabia, South Africa, Thailand, Turkey, Ukraine and the UAE tend to be more urban, educated, and/or affluent than the general population.

GLOBAL THREAT ASSESSMENT

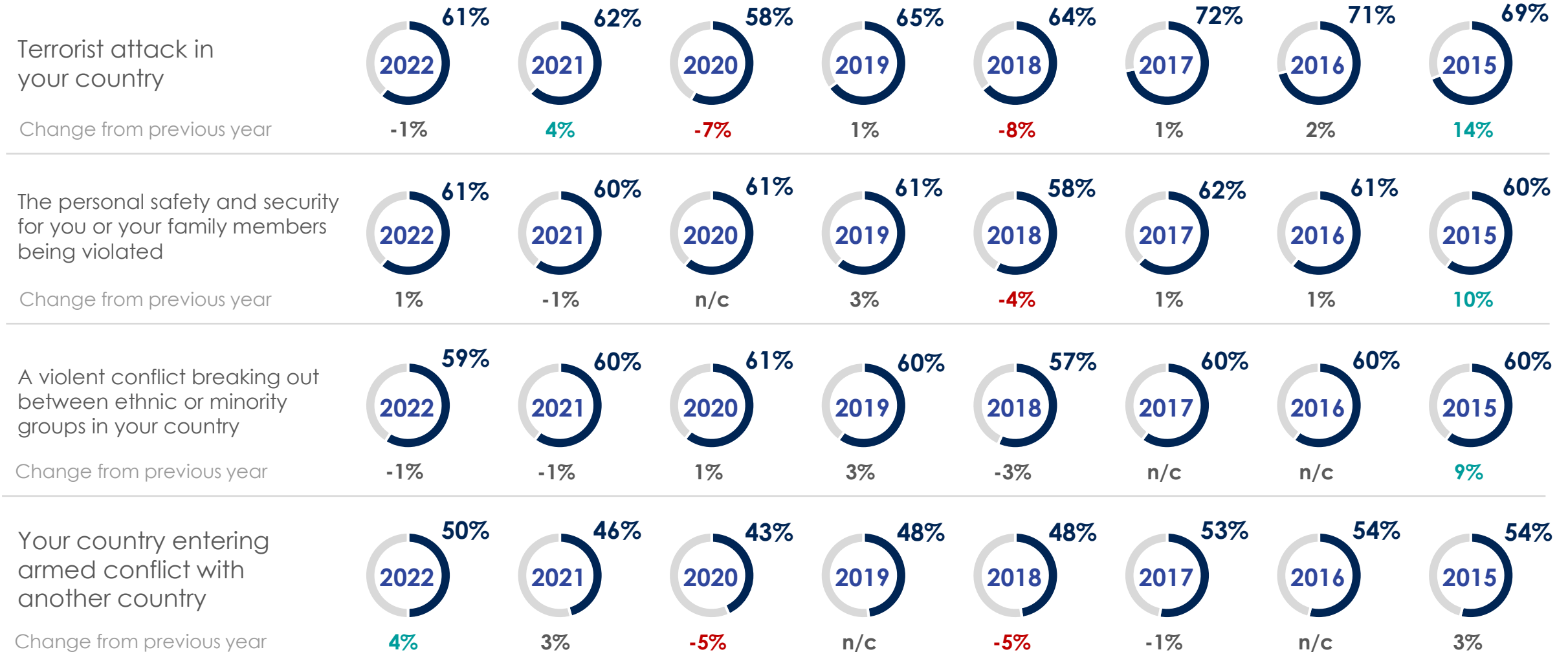
Q: How real do you feel the threat is of any of the following happening in the next twelve months — a very real threat, a somewhat real threat, not much of a real threat or not a real threat at all? *(Very Real Threat/Somewhat Real Threat)*



Note: The Global Country Average reflects the average result for all the countries where the survey was conducted.

GLOBAL THREAT ASSESSMENT


Q: How real do you feel the threat is of any of the following happening in the next twelve months — a very real threat, a somewhat real threat, not much of a real threat or not a real threat at all? *(Very Real Threat/Somewhat Real Threat)*



Note: The Global Country Average reflects the average result for all the countries where the survey was conducted.

A NUCLEAR, BIOLOGICAL OR CHEMICAL ATTACK TAKING PLACE SOMEWHERE IN THE WORLD

Q: How real do you feel the threat is of a nuclear, biological or chemical attack taking place somewhere in the world in the next twelve months?

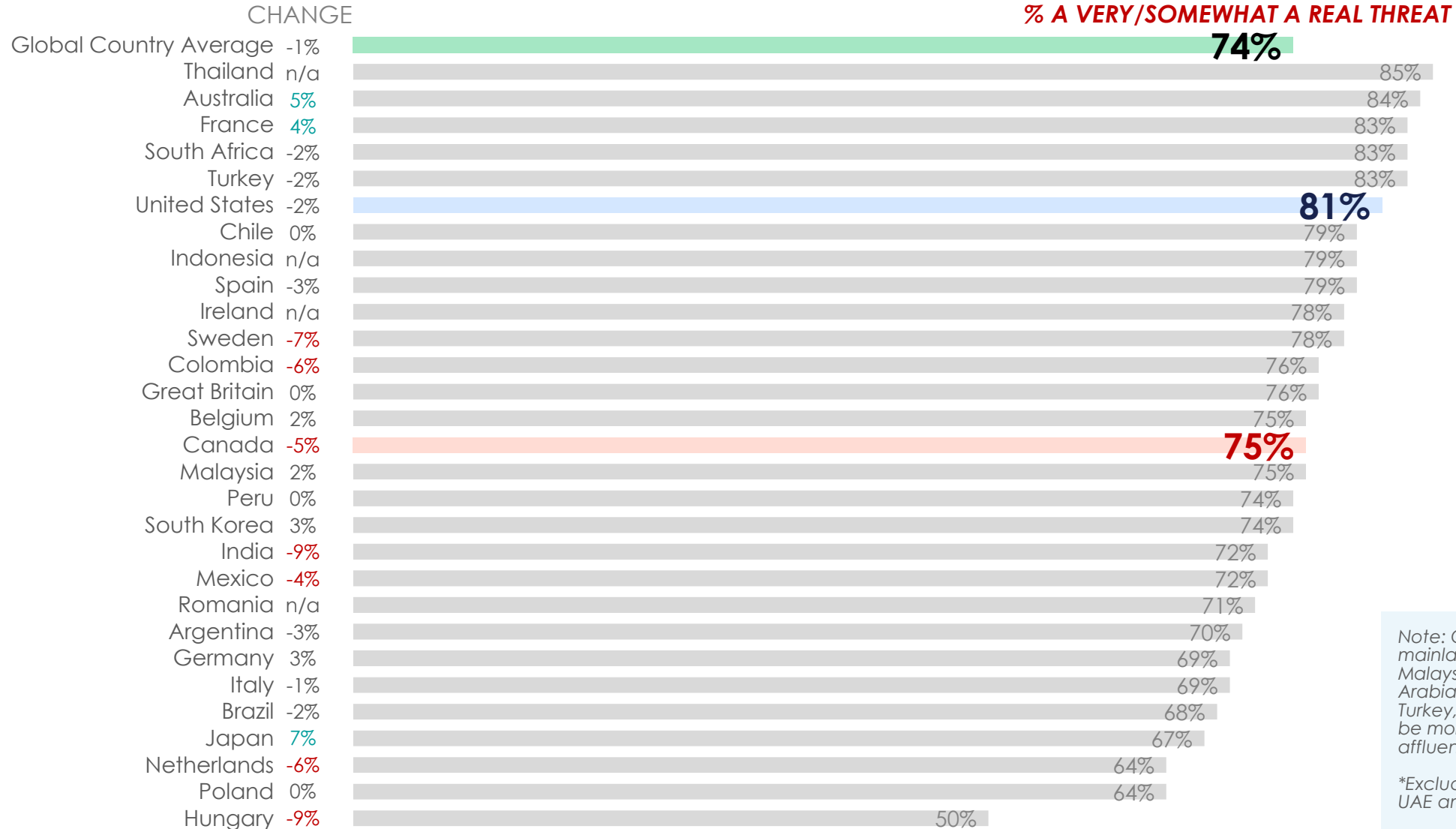


Note: Online samples in Brazil, Chile, mainland China, Colombia, India, Malaysia, Mexico, Peru, Russia, Saudi Arabia, South Africa, Thailand, Turkey, Ukraine and the UAE tend to be more urban, educated, and/or affluent than the general population.

*Excludes China, Saudi Arabia, the UAE and Ukraine

BEING HACKED FOR FRAUDULENT OR ESPIONAGE PURPOSES

Q: How real do you feel the threat is of some person, organization or country hacking into either your public, private or personal information system for fraudulent or espionage purposes in the next twelve months?

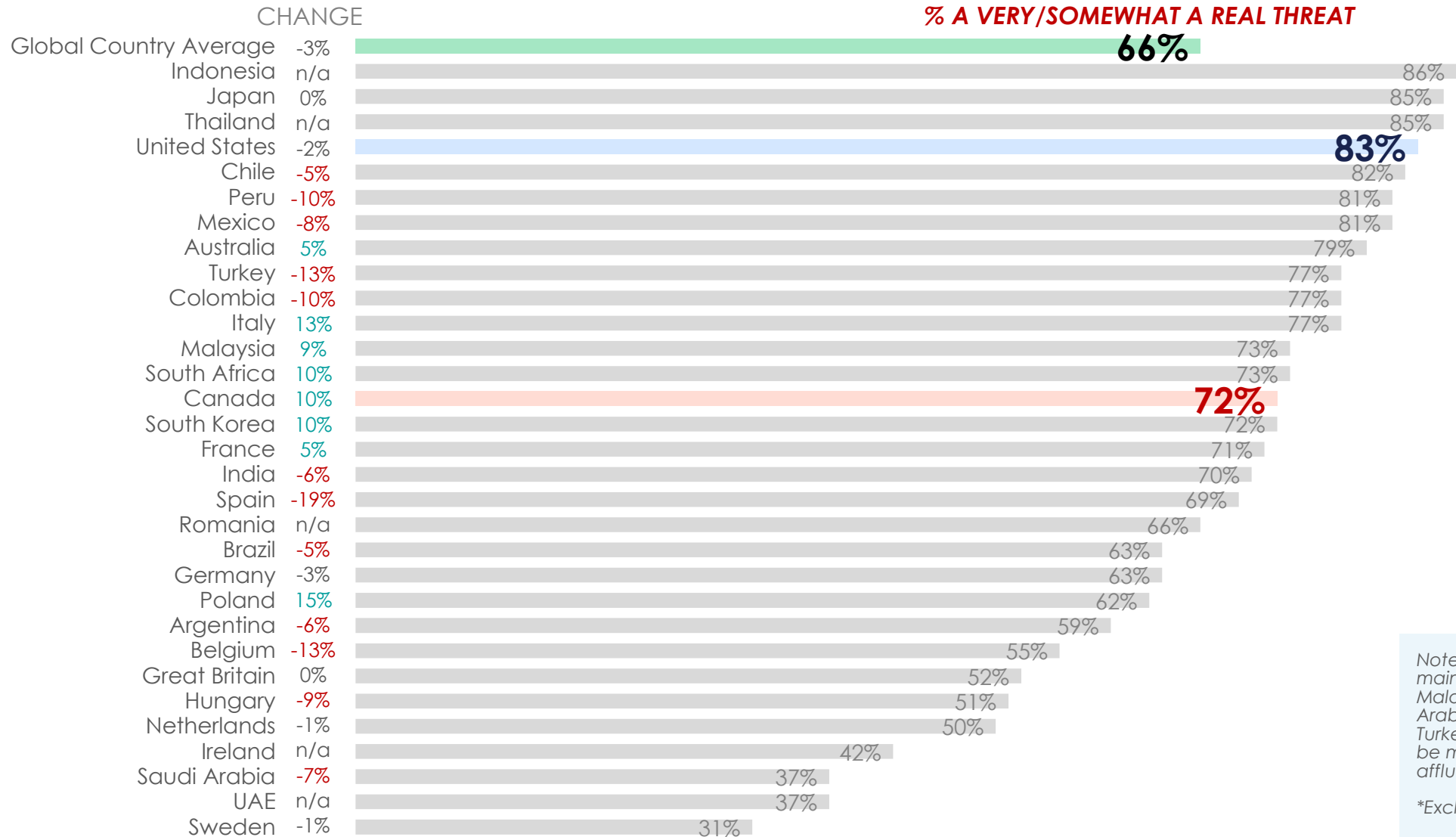


Note: Online samples in Brazil, Chile, mainland China, Colombia, India, Malaysia, Mexico, Peru, Russia, Saudi Arabia, South Africa, Thailand, Turkey, Ukraine and the UAE tend to be more urban, educated, and/or affluent than the general population.

*Excludes China, Saudi Arabia, the UAE and Ukraine

A MAJOR NATURAL DISASTER OCCURRING

Q: How real do you feel the threat is of a major natural disaster occurring in [country] in the next twelve months?

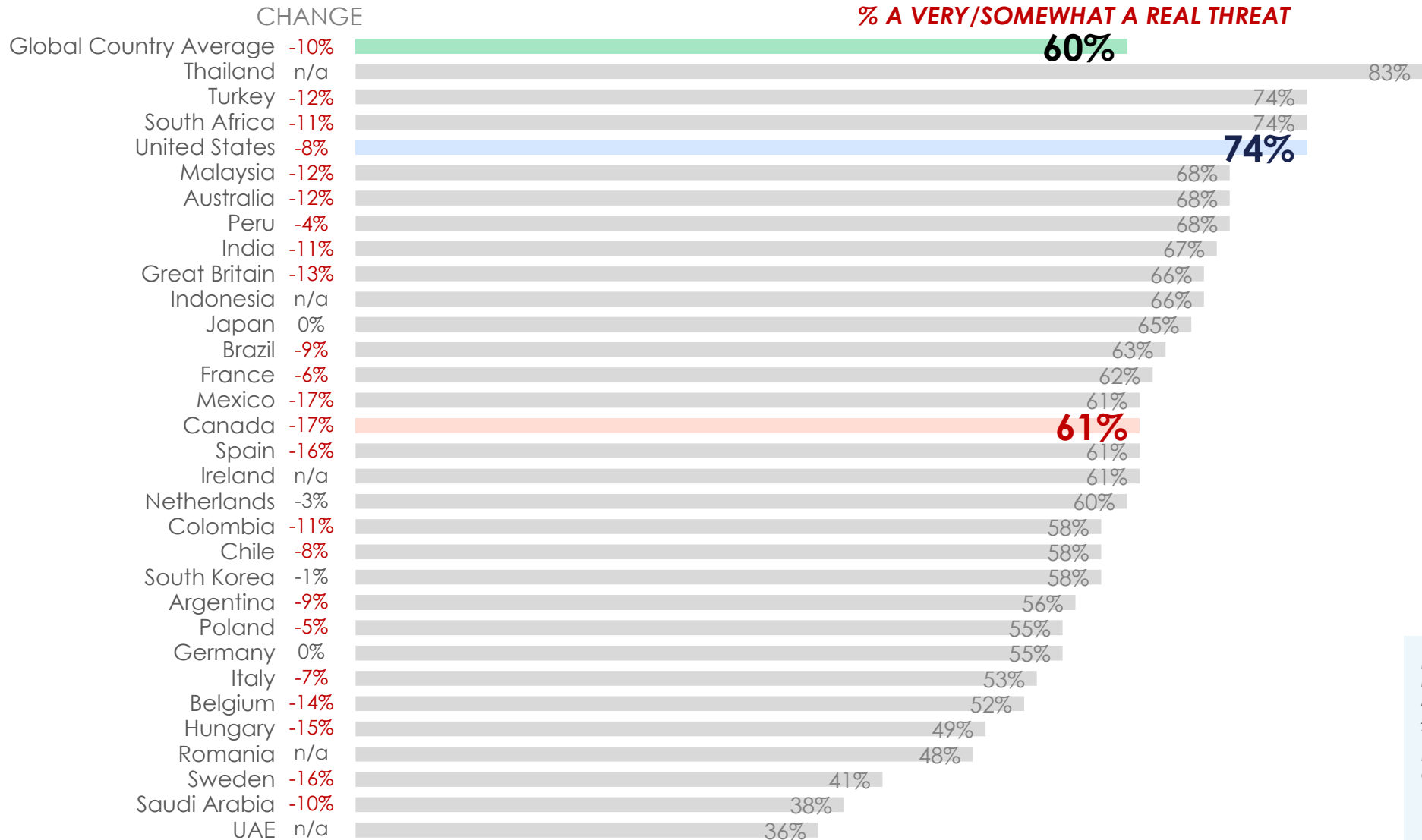


Note: Online samples in Brazil, Chile, mainland China, Colombia, India, Malaysia, Mexico, Peru, Russia, Saudi Arabia, South Africa, Thailand, Turkey, Ukraine and the UAE tend to be more urban, educated, and/or affluent than the general population.

*Excludes China, Ukraine

A MAJOR HEALTH EPIDEMIC BREAKING OUT

Q: How real do you feel the threat is of a major health epidemic breaking out in [country] in the next twelve months?

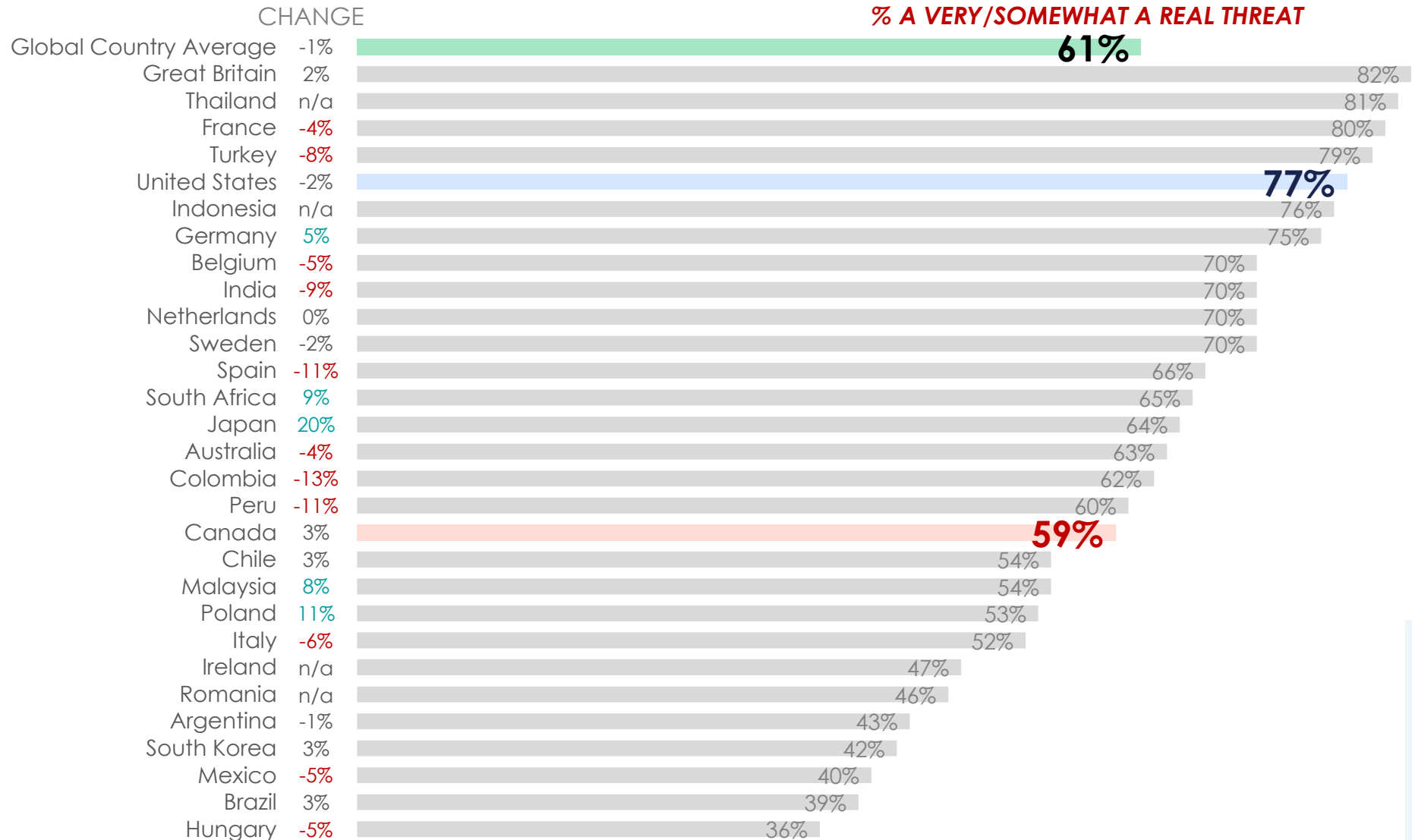


Note: Online samples in Brazil, Chile, mainland China, Colombia, India, Malaysia, Mexico, Peru, Russia, Saudi Arabia, South Africa, Thailand, Turkey, Ukraine and the UAE tend to be more urban, educated, and/or affluent than the general population.

*Excludes China, Ukraine

A TERRORIST ATTACK TAKING PLACE

Q: How real do you feel the threat is of a terrorist attack taking place in [country] in the next twelve months?

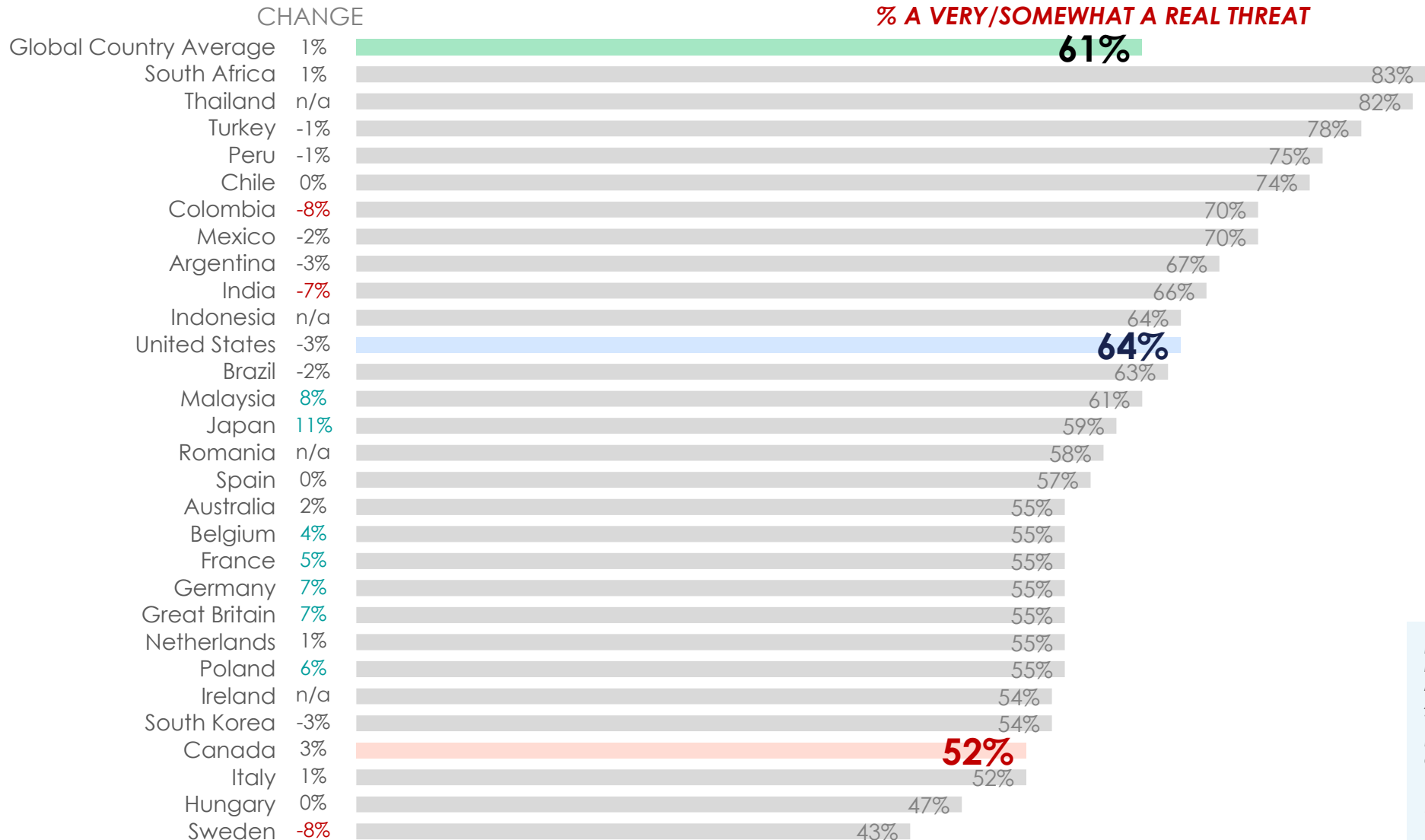


Note: Online samples in Brazil, Chile, mainland China, Colombia, India, Malaysia, Mexico, Peru, Russia, Saudi Arabia, South Africa, Thailand, Turkey, Ukraine and the UAE tend to be more urban, educated, and/or affluent than the general population.

*Excludes China, Saudi Arabia, the UAE and Ukraine

THE PERSONAL SAFETY AND SECURITY FOR YOU AND YOUR FAMILY MEMBERS BEING VIOLATED

Q: How real do you feel the threat is of the personal safety and security for you or your family members being violated in the next twelve months?

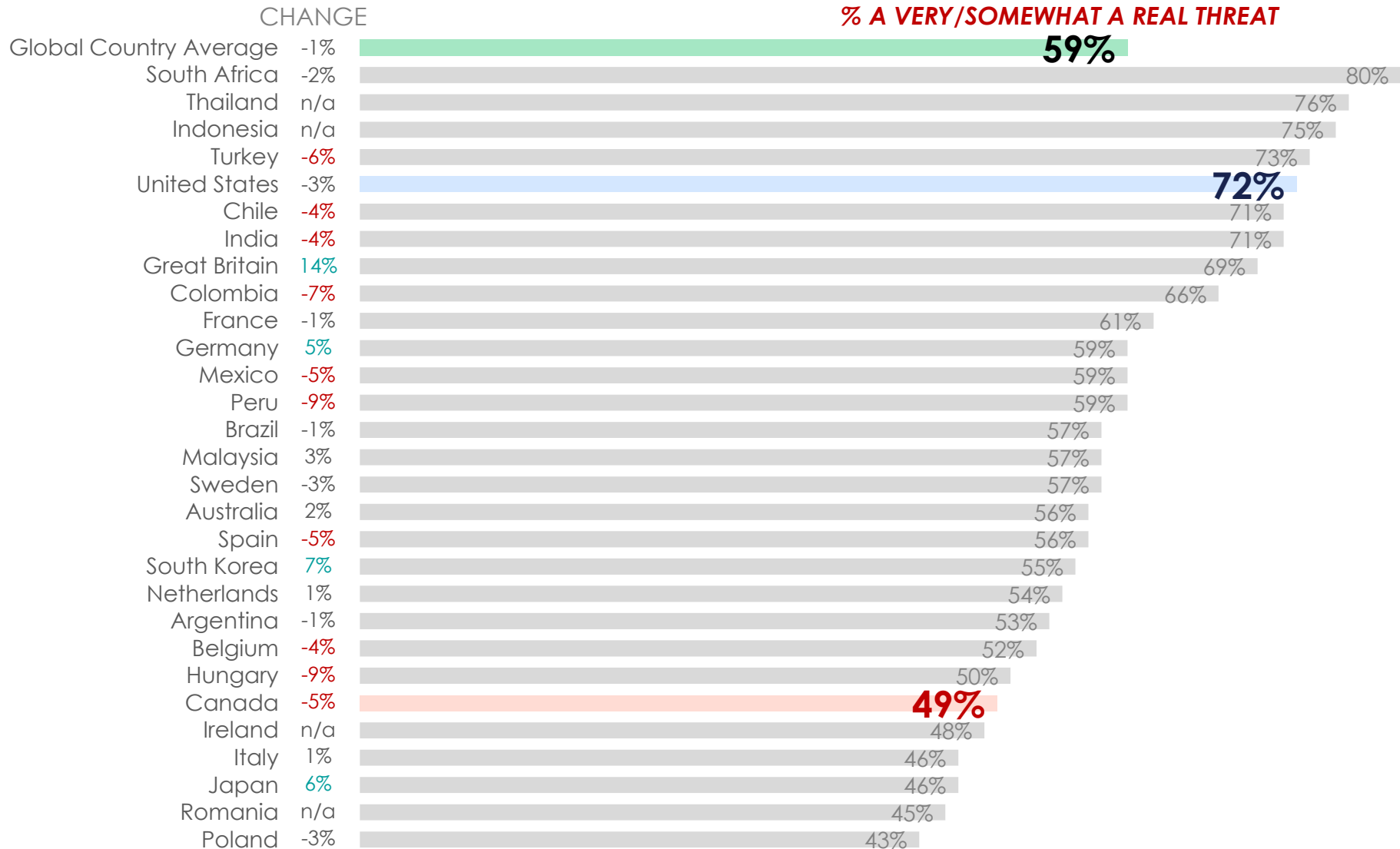


Note: Online samples in Brazil, Chile, mainland China, Colombia, India, Malaysia, Mexico, Peru, Russia, Saudi Arabia, South Africa, Thailand, Turkey, Ukraine and the UAE tend to be more urban, educated, and/or affluent than the general population.

*Excludes China, Saudi Arabia, and the UAE

A VIOLENT CONFLICT BREAKING OUT BETWEEN ETHNIC OR MINORITY GROUPS

Q: How real do you feel the threat is of a violent conflict breaking out between ethnic or minority groups in [country] in the next twelve months?

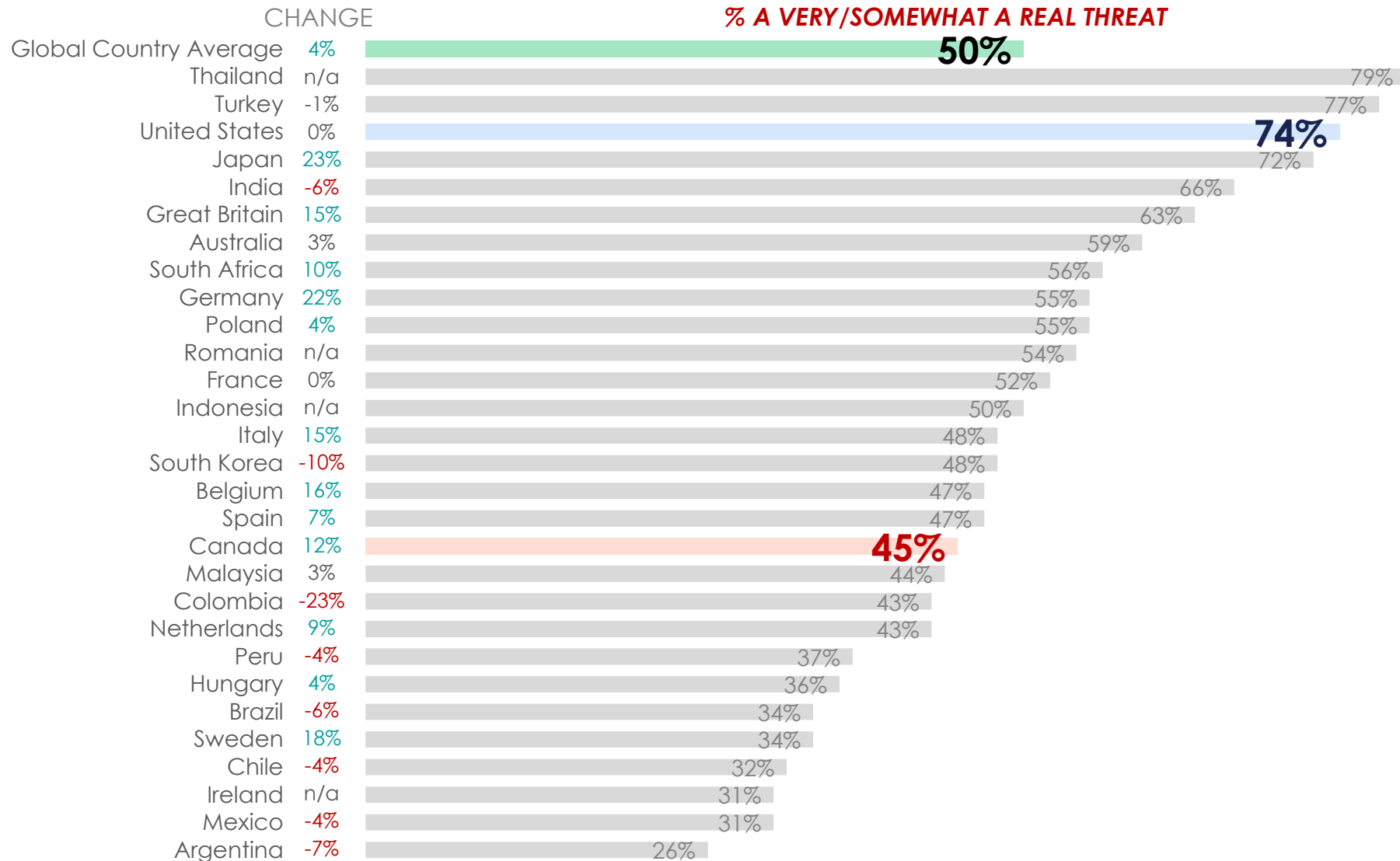


Note: Online samples in Brazil, Chile, mainland China, Colombia, India, Malaysia, Mexico, Peru, Russia, Saudi Arabia, South Africa, Thailand, Turkey, Ukraine and the UAE tend to be more urban, educated, and/or affluent than the general population.

*Excludes China, Saudi Arabia, the UAE and Ukraine

COUNTRY BEING INVOLVED IN AN ARMED CONFLICT WITH ANOTHER NATION

Q: How real do you feel the threat is of [country] being involved in an armed conflict with another nation in the next twelve months?



Note: Online samples in Brazil, Chile, mainland China, Colombia, India, Malaysia, Mexico, Peru, Russia, Saudi Arabia, South Africa, Thailand, Turkey, Ukraine and the UAE tend to be more urban, educated, and/or affluent than the general population.

*Excludes China, Saudi Arabia, the UAE and Ukraine

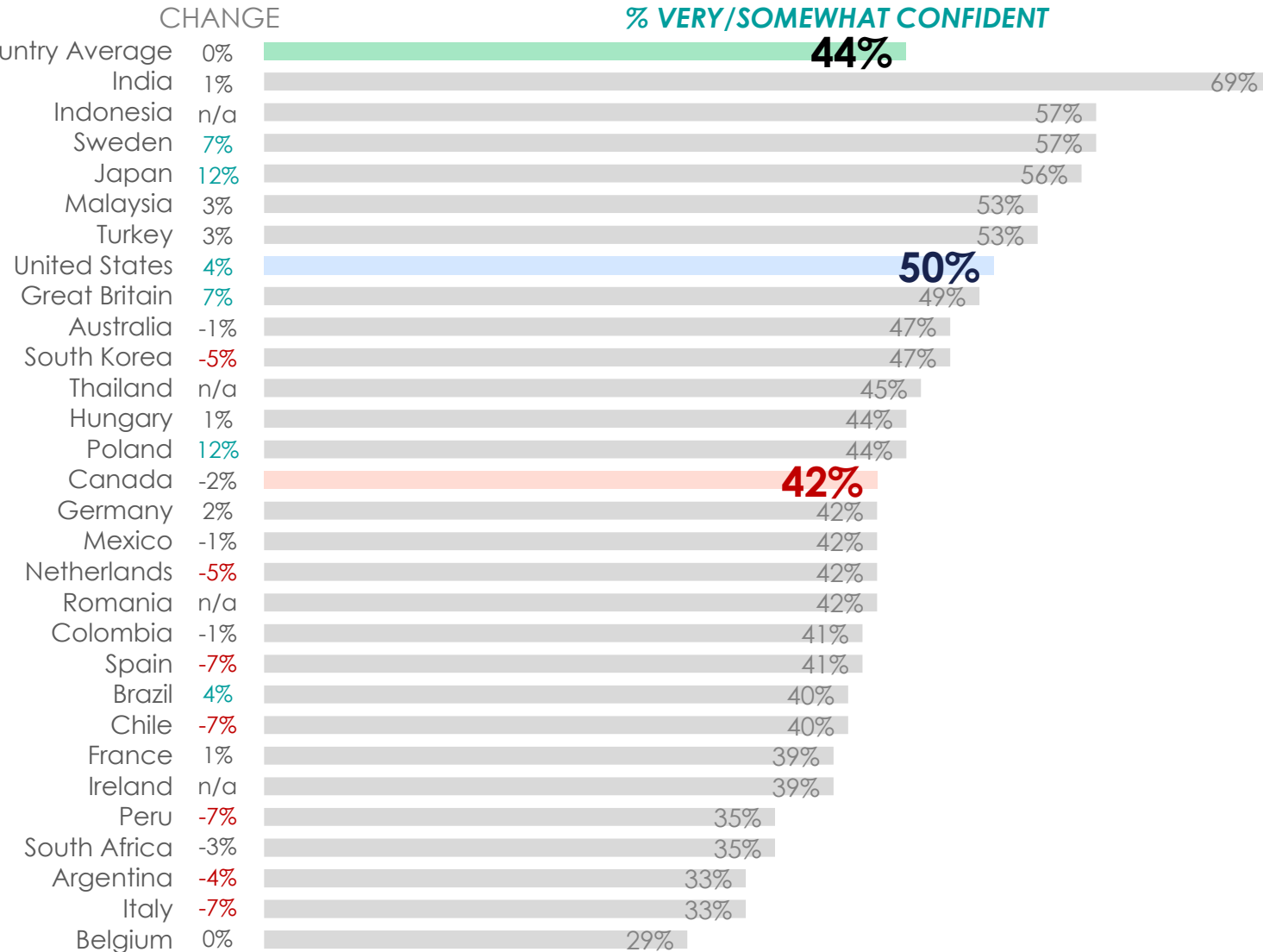
CONFIDENCE IN RESPONSE TO THREATS

Citizens of 31 Countries Assess Threats and
Engagement in International Affairs

2

CONFIDENCE IN GOVERNMENT RESPONSE: NUCLEAR, BIOLOGICAL OR CHEMICAL ATTACK

Q: If a **nuclear, biological or chemical attack** took place somewhere in the world in the next twelve months, how confident are you that the appropriate levels of security and protection could be provided by your government or its agencies could respond effectively?

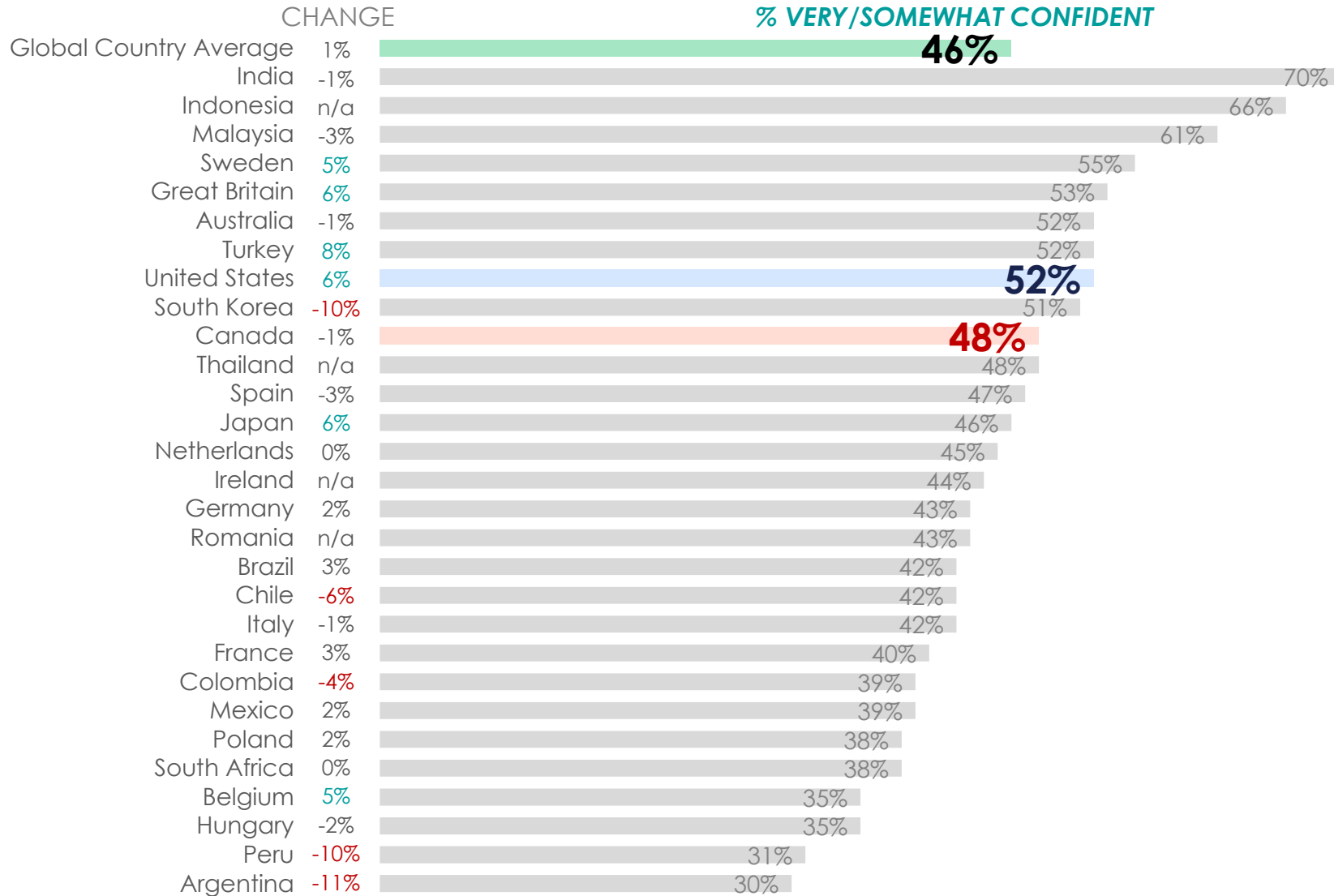


Note: Online samples in Brazil, Chile, mainland China, Colombia, India, Malaysia, Mexico, Peru, Russia, Saudi Arabia, South Africa, Thailand, Turkey, Ukraine and the UAE tend to be more urban, educated, and/or affluent than the general population.

*Excludes China, Saudi Arabia, and the UAE

CONFIDENCE IN GOVERNMENT RESPONSE: HACKING

Q: If some person, organization or country **hacks into either your public, private or personal information system** for fraudulent or espionage purposes in the next twelve months, how confident are you that the appropriate levels of security and protection could be provided by your government or its agencies could respond effectively?

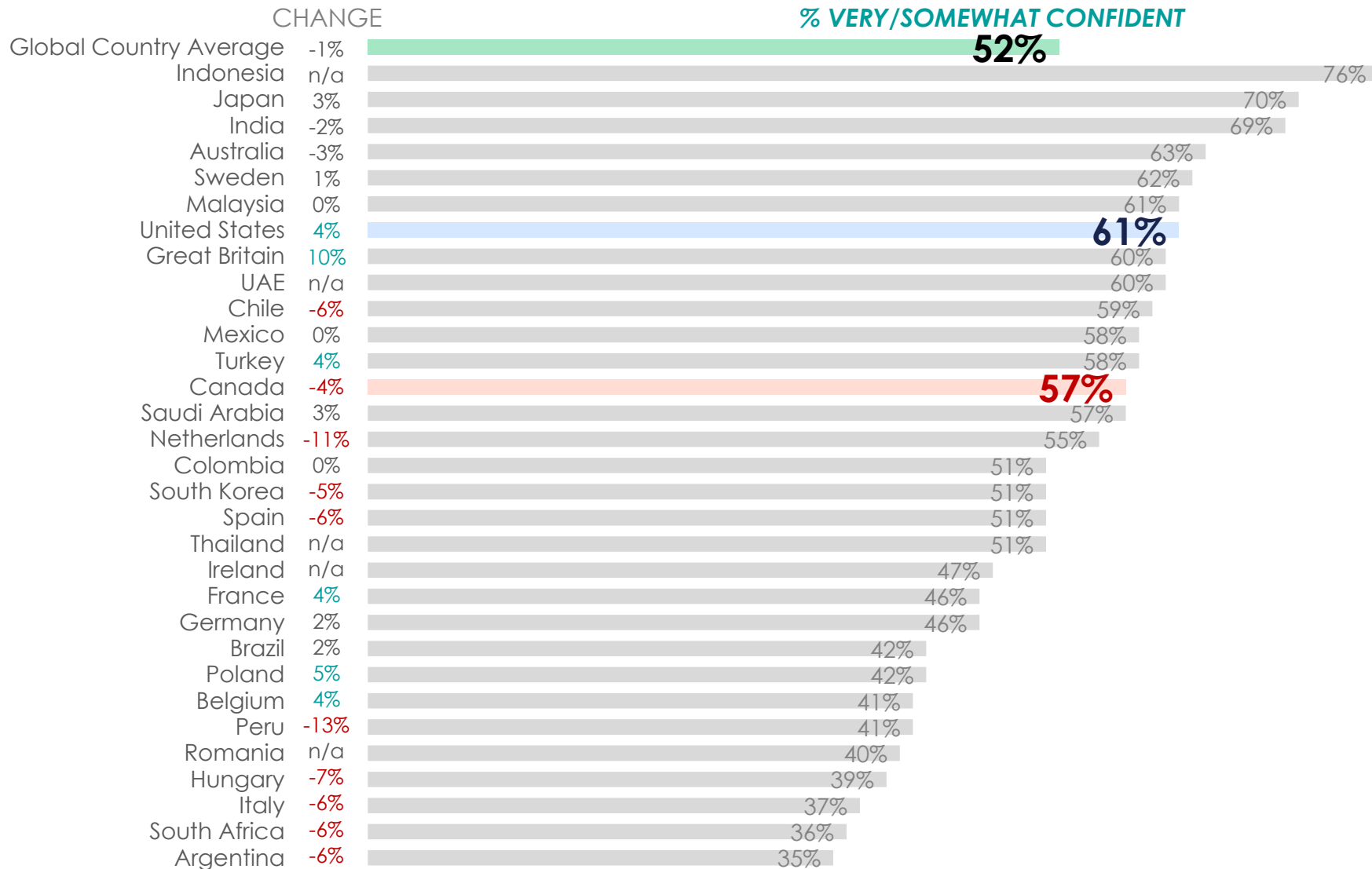


Note: Online samples in Brazil, Chile, mainland China, Colombia, India, Malaysia, Mexico, Peru, Russia, Saudi Arabia, South Africa, Thailand, Turkey, Ukraine and the UAE tend to be more urban, educated, and/or affluent than the general population.

*Excludes China, Saudi Arabia, and the UAE

CONFIDENCE IN GOVERNMENT RESPONSE: MAJOR NATURAL DISASTER

Q: If a **major natural disaster** occurs in [country] in the next twelve months, how confident are you that the appropriate levels of security and protection could be provided by your government or its agencies could respond effectively?

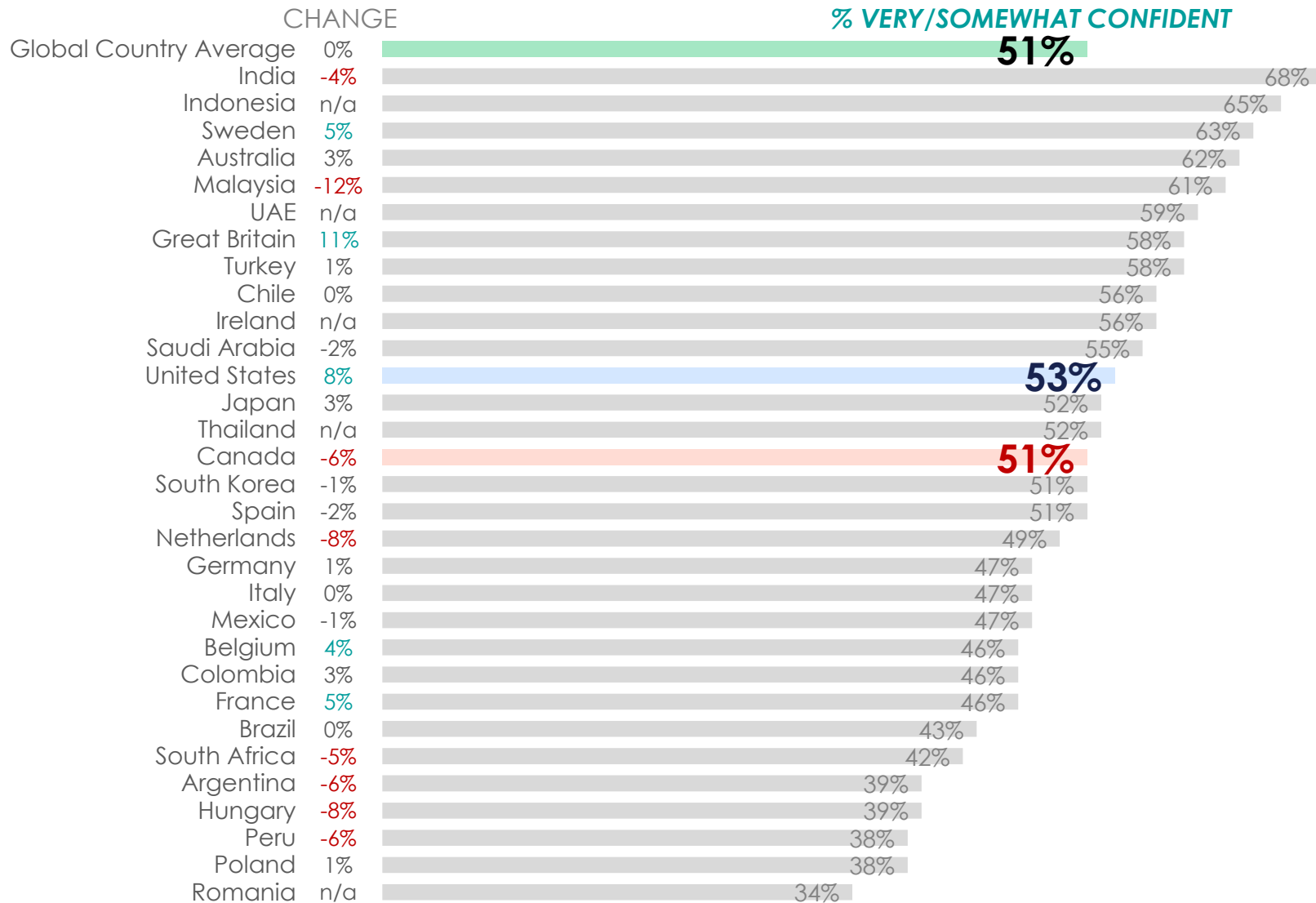


Note: Online samples in Brazil, Chile, mainland China, Colombia, India, Malaysia, Mexico, Peru, Russia, Saudi Arabia, South Africa, Thailand, Turkey, Ukraine and the UAE tend to be more urban, educated, and/or affluent than the general population.

*Excludes China

CONFIDENCE IN GOVERNMENT RESPONSE: MAJOR HEALTH EPIDEMIC

Q: If a **major health epidemic** breaks out in [country] in the next twelve months, how confident are you that the appropriate levels of security and protection could be provided by your government or its agencies could respond effectively?

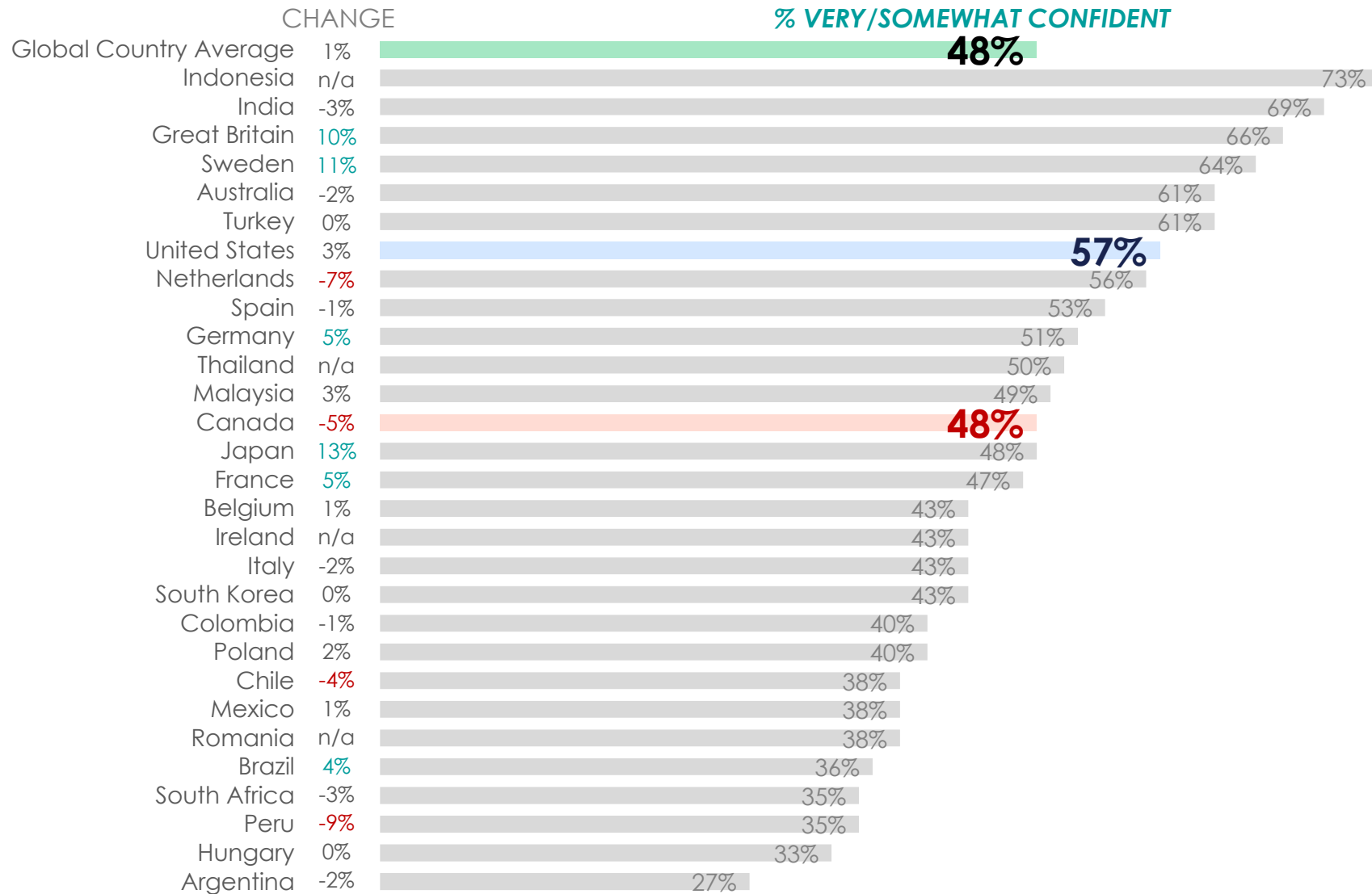


Note: Online samples in Brazil, Chile, mainland China, Colombia, India, Malaysia, Mexico, Peru, Russia, Saudi Arabia, South Africa, Thailand, Turkey, Ukraine and the UAE tend to be more urban, educated, and/or affluent than the general population.

*Excludes China

CONFIDENCE IN GOVERNMENT RESPONSE: TERRORIST ATTACK

Q: If a **terrorist attack** occurs in [country] in the next twelve months, how confident are you that the appropriate levels of security and protection could be provided by your government or its agencies could respond effectively?

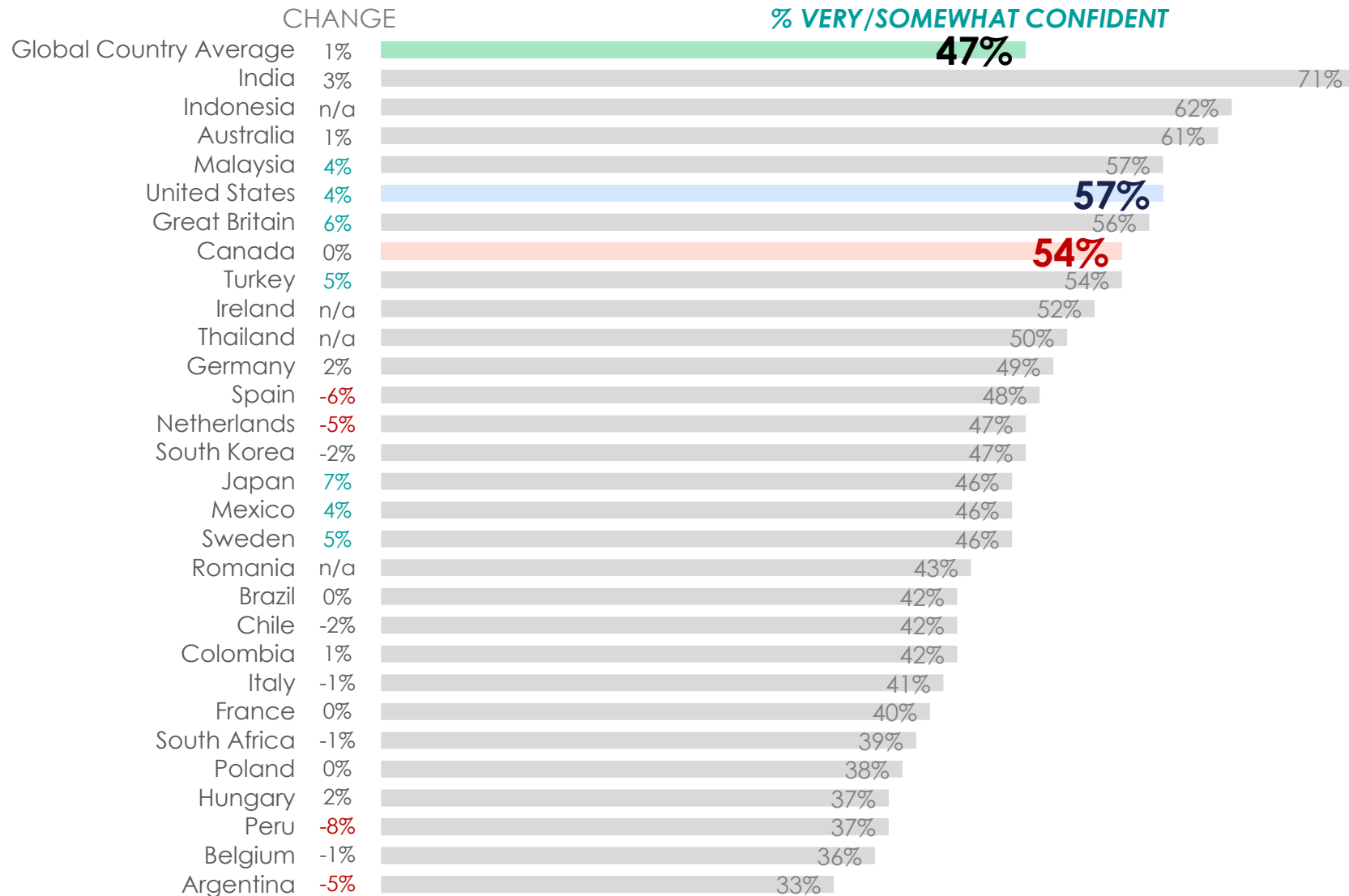


Note: Online samples in Brazil, Chile, mainland China, Colombia, India, Malaysia, Mexico, Peru, Russia, Saudi Arabia, South Africa, Thailand, Turkey, Ukraine and the UAE tend to be more urban, educated, and/or affluent than the general population.

*Excludes China, Saudi Arabia, and the UAE

CONFIDENCE IN GOVERNMENT RESPONSE: PERSONAL SAFETY

Q: If the **personal safety and security of you or your family** is violated in the next twelve months, how confident are you that the appropriate levels of security and protection could be provided by your government or its agencies could respond effectively?

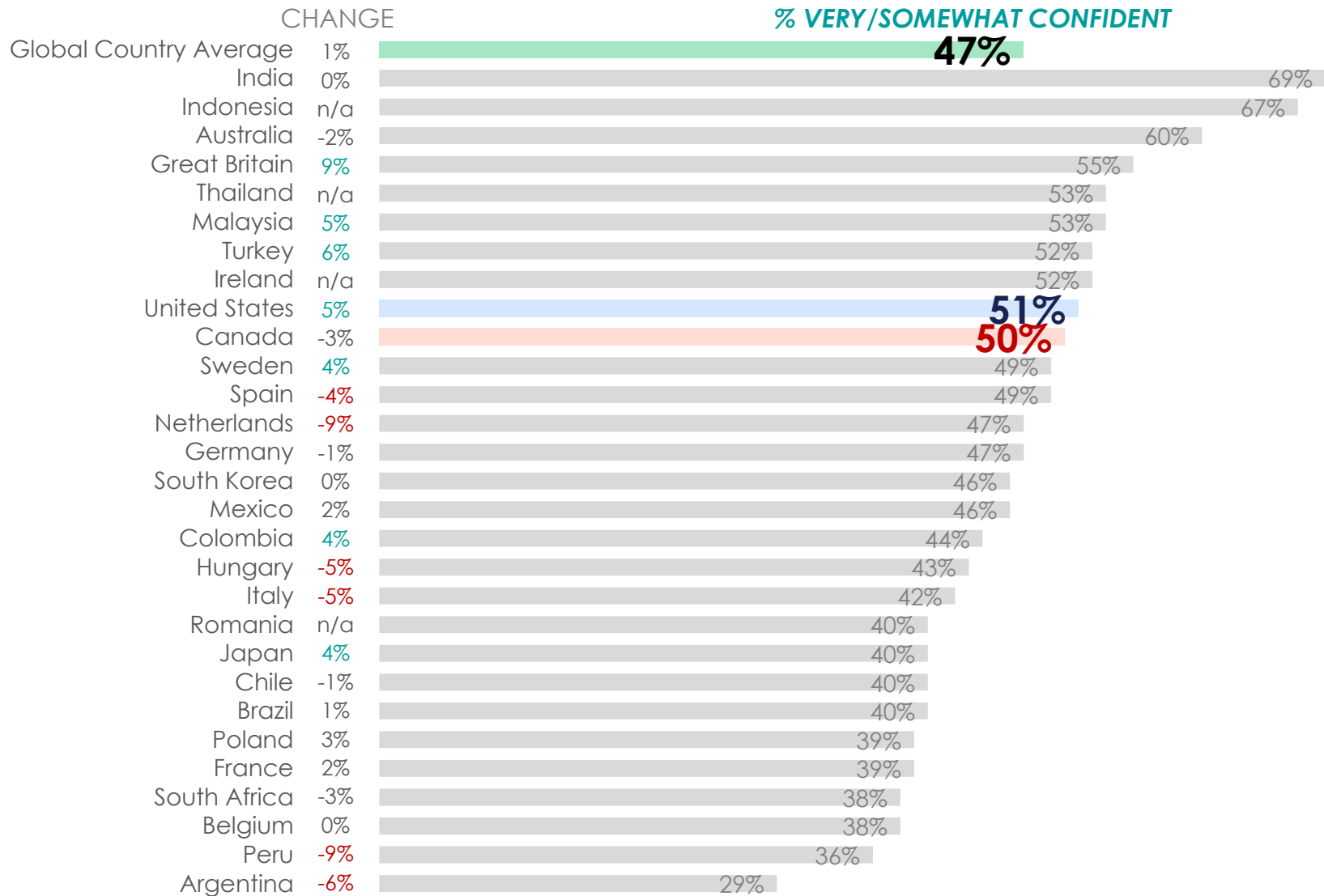


Note: Online samples in Brazil, Chile, mainland China, Colombia, India, Malaysia, Mexico, Peru, Russia, Saudi Arabia, South Africa, Thailand, Turkey, Ukraine and the UAE tend to be more urban, educated, and/or affluent than the general population.

*Excludes China, Saudi Arabia, and the UAE

CONFIDENCE IN GOVERNMENT RESPONSE: VIOLENT CONFLICT

Q: If a **violent conflict** breaks out between ethnic or minority groups in [country] in the next twelve months, how confident are you that the appropriate levels of security and protection could be provided by your government or its agencies could respond effectively?

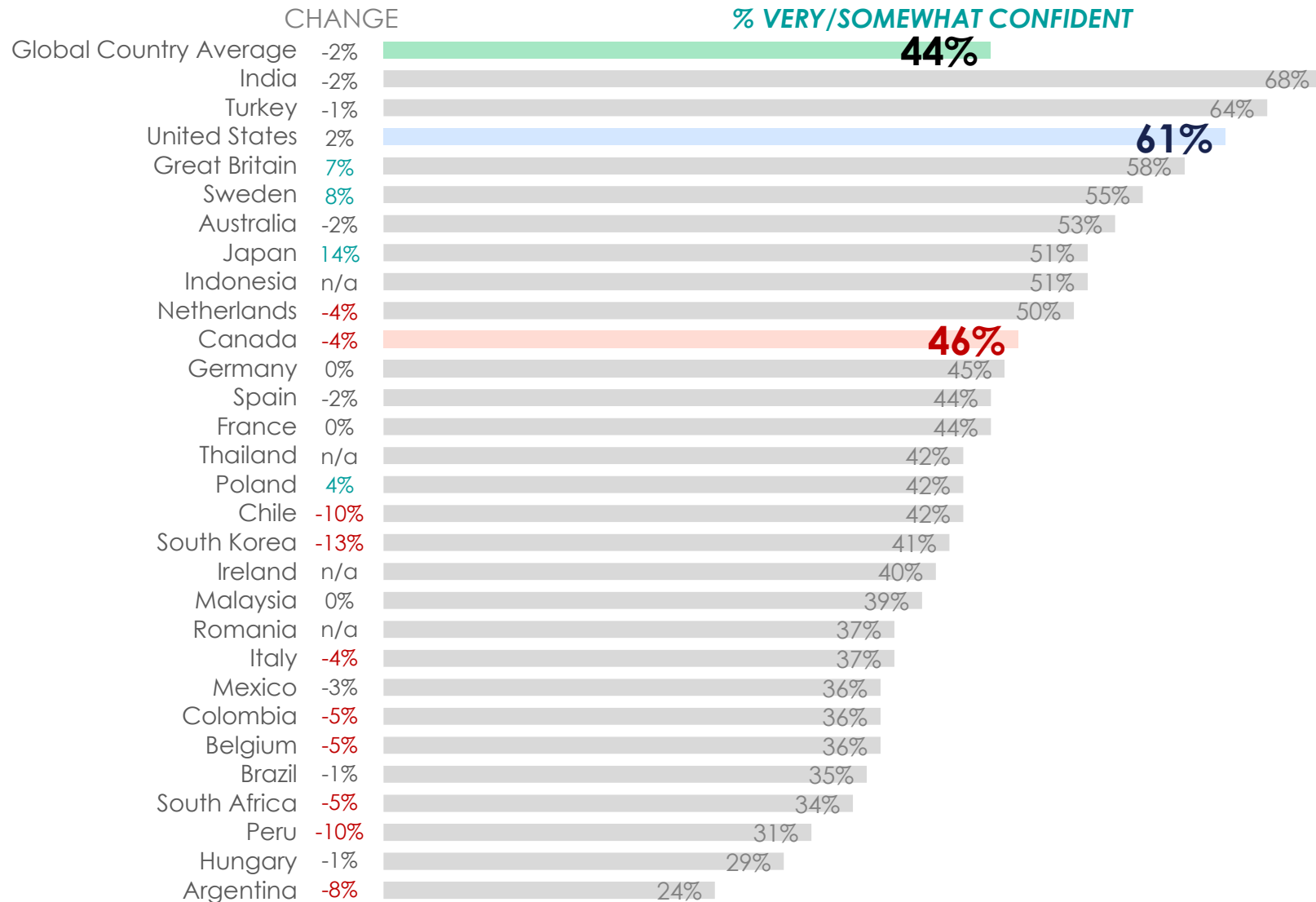


Note: Online samples in Brazil, Chile, mainland China, Colombia, India, Malaysia, Mexico, Peru, Russia, Saudi Arabia, South Africa, Thailand, Turkey, Ukraine and the UAE tend to be more urban, educated, and/or affluent than the general population.

*Excludes China, Saudi Arabia, and the UAE

CONFIDENCE IN GOVERNMENT RESPONSE: ARMED CONFLICT

Q: If your country is involved in an **armed conflict** with another nation in the next twelve months, how confident are you that the appropriate levels of security and protection could be provided by your government or its agencies could respond effectively?



Note: Online samples in Brazil, Chile, mainland China, Colombia, India, Malaysia, Mexico, Peru, Russia, Saudi Arabia, South Africa, Thailand, Turkey, Ukraine and the UAE tend to be more urban, educated, and/or affluent than the general population.

*Excludes China, Saudi Arabia, and the UAE

GLOBAL GAP BETWEEN PRIORITY OF THREAT AND LEVEL OF PREPARATION

3

Citizens of 31 Countries Assess Threats and
Engagement in International Affairs

GLOBAL GAP BETWEEN PRIORITY OF THREAT AND LEVEL OF PREPARATION

Level of perceived preparation minus level of concern

GLOBAL		GAP*	CHANGE FROM 2021
	Your country being involved in an armed conflict with another nation	-6%	-7%
	A major natural disaster occurring in your country	-14%	1%
	A terrorist attack taking place in your country	-13%	3%
	A violent conflict breaking out between ethnic or minority groups in your country	-12%	2%
	The personal safety and security for you or your family members being violated	-14%	n/c
	A nuclear, biological or chemical attack taking place somewhere in the world	-31%	-9%
	A major health epidemic breaking out in your country	-9%	10%
	Some person, organization or country hacking into either your public, private or personal information system for fraudulent or espionage purposes	-28%	2%

Note: The Global Country Average reflects the average result for all the countries where the survey was conducted.

Methodology

- These are the results of a 33-market survey conducted by Ipsos on its Global Advisor online platform. Ipsos interviewed a total of 32,507 adults aged 18-74 in the United States, Canada, Malaysia, South Africa, and Turkey, 20-74 in Thailand, 21-74 in Indonesia, and 16-74 in 27 other markets between Friday, September 23 and Friday, October 7, 2022.
- The sample consists of approximately 1,000 individuals in each of Argentina, Australia, Belgium, Brazil, Canada, Chile, mainland China, Colombia, France, Germany, Great Britain, India, Indonesia, Italy, Japan, Malaysia, Mexico, the Netherlands, Peru, Poland, Romania, Saudi Arabia, South Africa, South Korea, Spain, Sweden, Thailand, Ukraine, the United Arab Emirates, and the U.S., and 500 individuals in each of Hungary, Republic of Ireland, and Turkey.
- The samples in Argentina, Australia, Belgium, Canada, France, Germany, Great Britain, Hungary, Italy, Japan, the Netherlands, Poland, Romania, South Korea, Spain, Sweden, and the U.S. can be taken as representative of their general adult population under the age of 75.
- The samples in Brazil, Chile, mainland China, Colombia, India, Indonesia, Ireland, Malaysia, Mexico, Peru, Saudi Arabia, South Africa, Thailand, Turkey, Ukraine, and the UAE are more urban, more educated, and/or more affluent than the general population. The survey results for these countries should be viewed as reflecting the views of the more “connected” segment of their population.
- The data is weighted so that each market’s sample composition best reflects the demographic profile of the adult population according to the most recent census data.
- “The Global Country Average” reflects the average result for all the countries and markets where the survey was conducted. It has not been adjusted to the population size of each country or market and is not intended to suggest a total result.
- Where results do not sum to 100 or the ‘difference’ appears to be +/-1 more/less than the actual, this may be due to rounding, multiple responses, or the exclusion of “don't know” or not stated responses.
- The precision of Ipsos online polls is calculated using a credibility interval with a poll of 1,000 accurate to +/- 3.5 percentage points and of 500 accurate to +/- 5.0 percentage points. For more information on Ipsos' use of credibility intervals, please visit the Ipsos website.
- The publication of these findings abides by local rules and regulations.