

# IPSOS GLOBAL INFLATION MONITOR

A 36-country Ipsos Global Advisor survey

November 2022

For more information: go to <https://www.ipsos.com/en/inflation/global-inflation-monitor-november-2022>

© Ipsos 2022

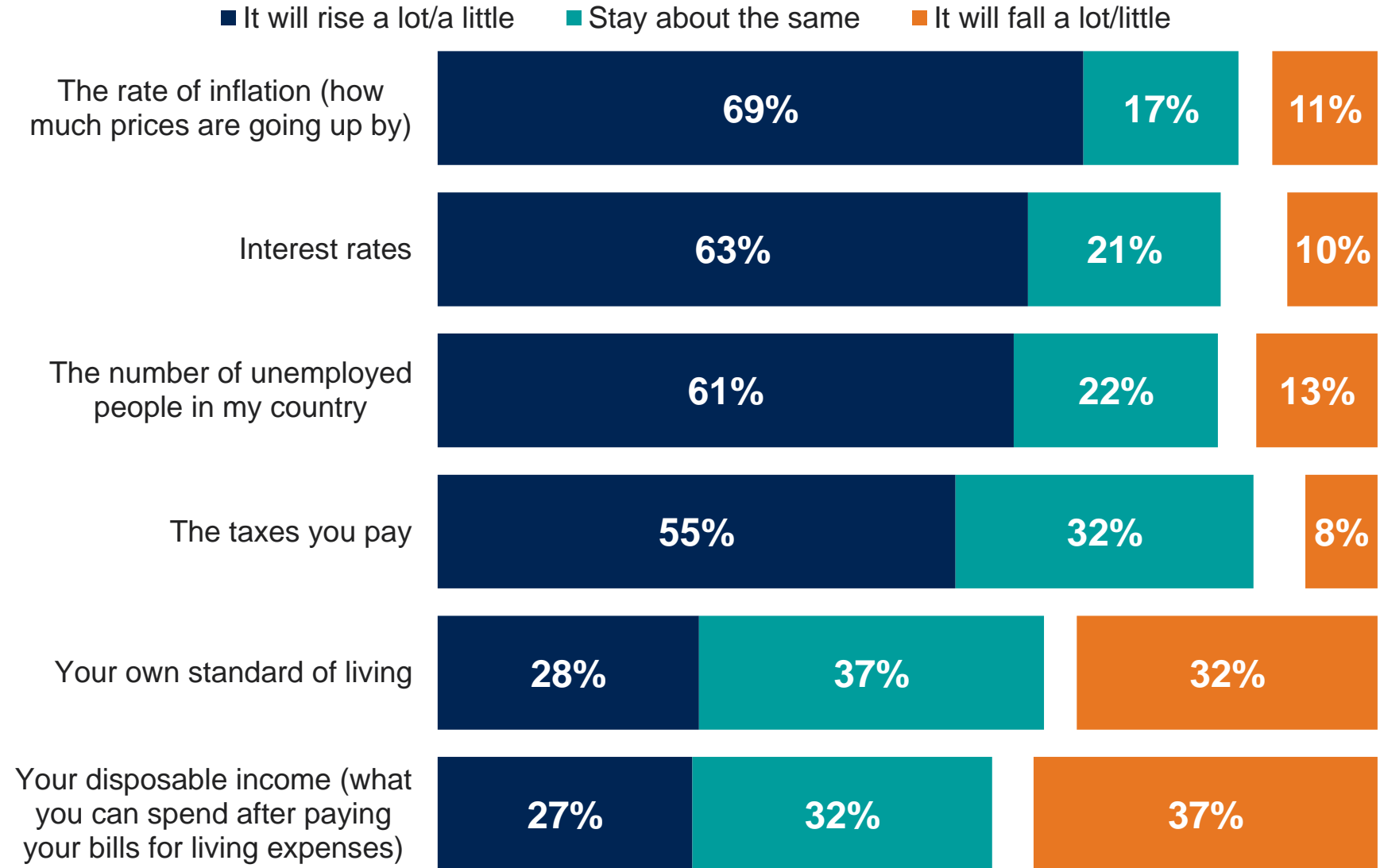
GAME CHANGERS



# EXPECTATIONS FOR 2023

# Over the next year, do you think each of the following will rise, decline, or stay at about the same level?

Global Country Average %



Base: 24,471 online adults under age 75 across 36 countries, interviewed October 21-November 4, 2022

The "Global Country Average" reflects the average result for all the countries and markets where the survey was conducted. It has not been adjusted to the population size of each country or market and is not intended to suggest a total result.

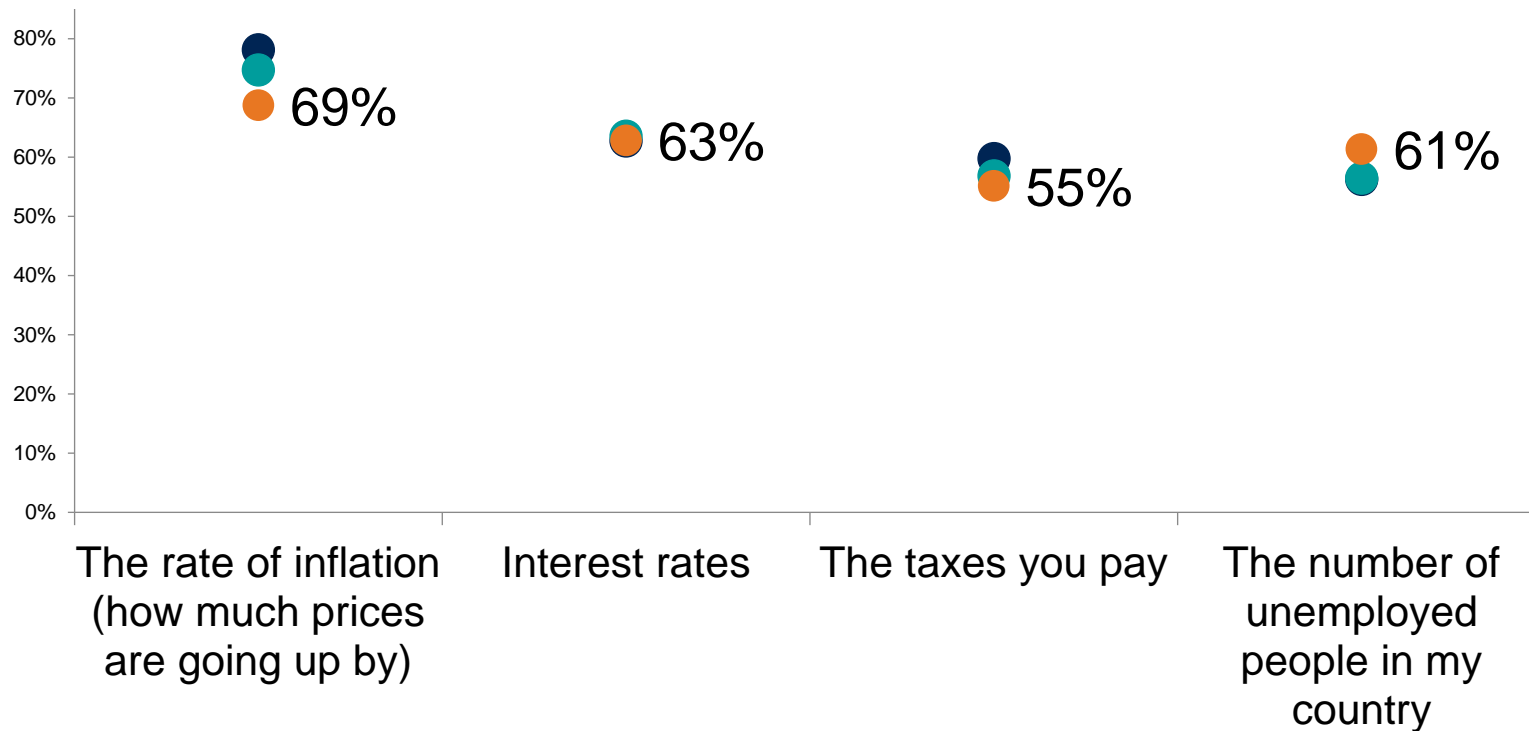
The samples in Brazil, Chile, China (mainland), Colombia, India, Indonesia, Ireland, Malaysia, Mexico, Peru, Saudi Arabia, South Africa, Thailand, Turkey, and the UAE are more urban, more educated, and/or more affluent than the general population

# Over the next year, do you think each of the following will rise, decline, or stay at about the same level?

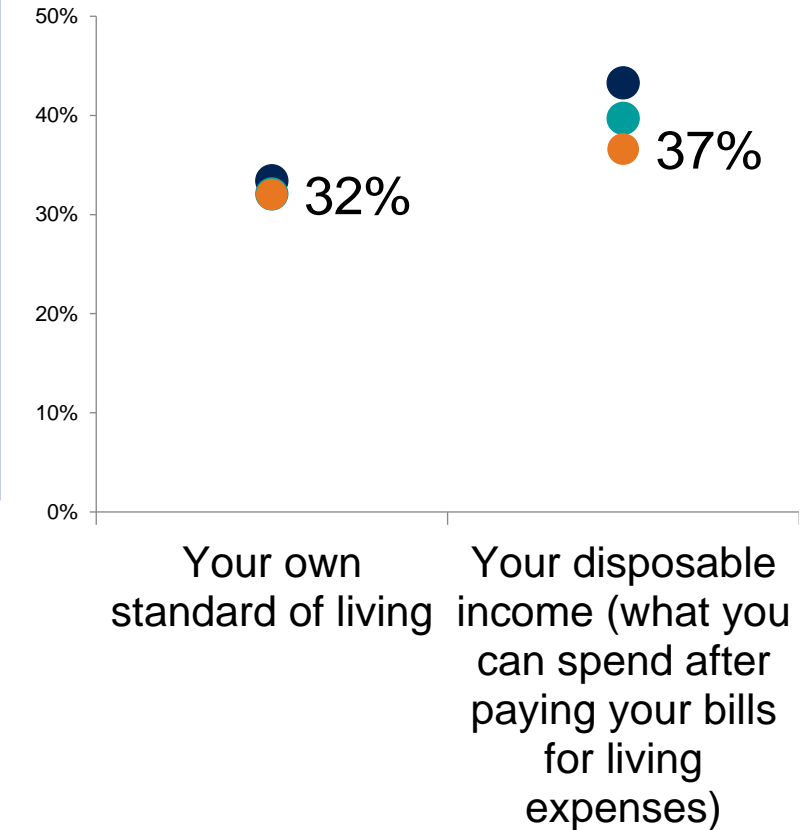
Global Country Average %

● April 2022 (11 countries) ● June 2022 (28 countries) ● November 2022 (36 countries)

## It will rise a lot/a little



## It will fall a lot/a little



Base: 24,471 online adults under age 75 across 36 countries, interviewed October 21-November 4, 2022

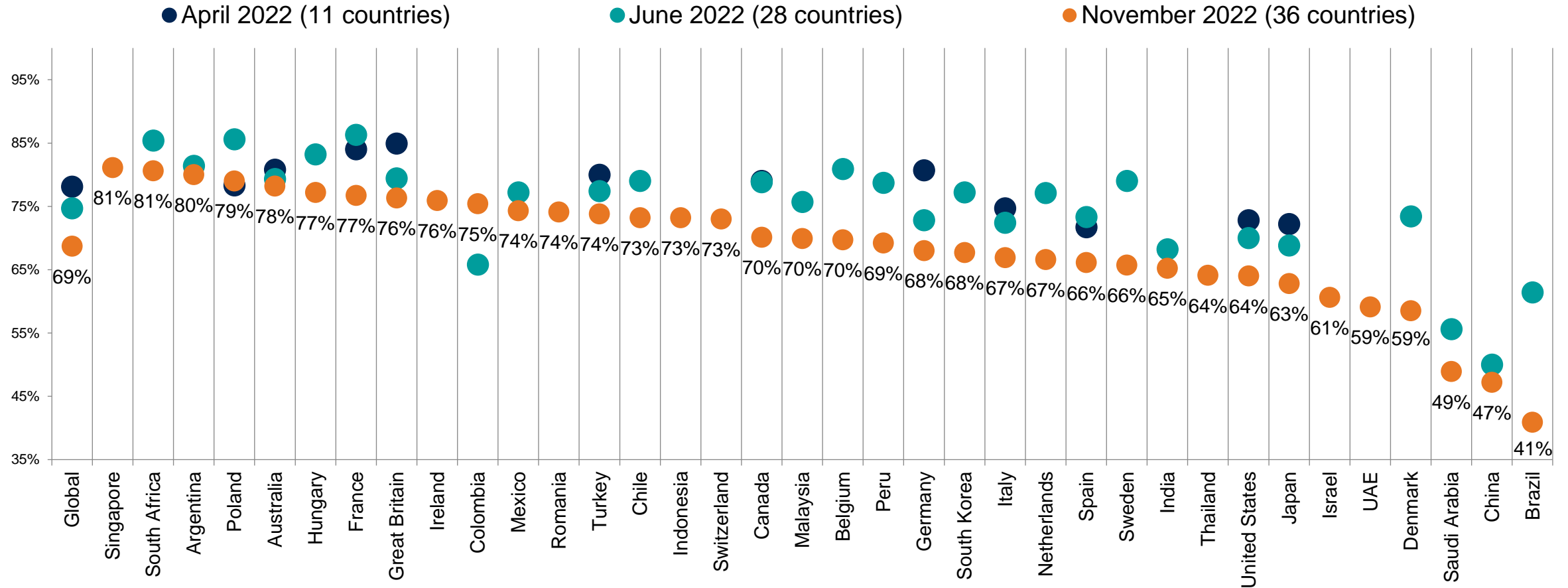
The "Global Country Average" reflects the average result for all the countries and markets where the survey was conducted. It has not been adjusted to the population size of each country or market and is not intended to suggest a total result.

The samples in Brazil, Chile, China (mainland), Colombia, India, Indonesia, Ireland, Malaysia, Mexico, Peru, Saudi Arabia, South Africa, Thailand, Turkey, and the UAE are more urban, more educated, and/or more affluent than the general population

Over the next year, do you think each of the following will rise, decline, or stay at about the same level?

# The rate of inflation (how much prices are going up by)

% It will rise a lot/a little



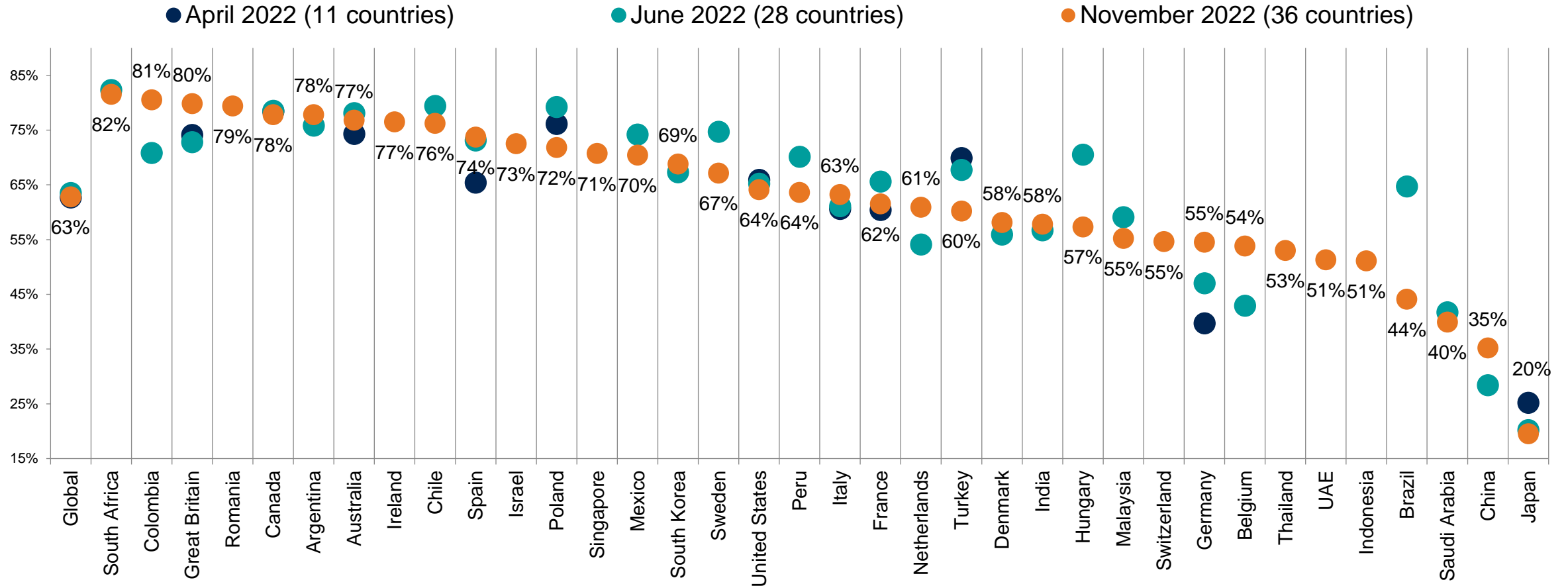
Base: 24,471 online adults under age 75 across 36 countries, interviewed October 21-November 4, 2022  
 The "Global Country Average" reflects the average result for all the countries and markets where the survey was conducted. It has not been adjusted to the population size of each country or market and is not intended to suggest a total result.  
 The samples in Brazil, Chile, China (mainland), Colombia, India, Indonesia, Ireland, Malaysia, Mexico, Peru, Saudi Arabia, South Africa, Thailand, Turkey, and the UAE are more urban, more educated, and/or more affluent than the general population



Over the next year, do you think each of the following will rise, decline, or stay at about the same level?

# Interest rates

% It will rise a lot/a little



Base: 24,471 online adults under age 75 across 36 countries, interviewed October 21-November 4, 2022

The "Global Country Average" reflects the average result for all the countries and markets where the survey was conducted. It has not been adjusted to the population size of each country or market and is not intended to suggest a total result.

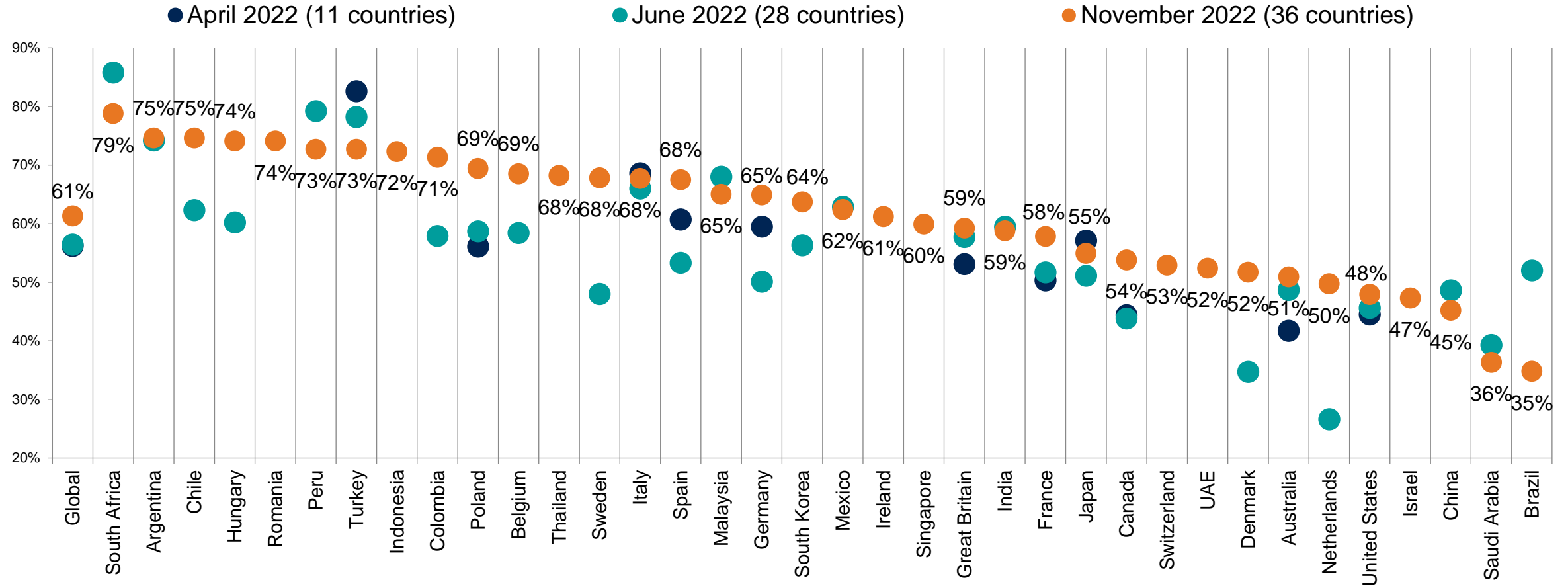
The samples in Brazil, Chile, China (mainland), Colombia, India, Indonesia, Ireland, Malaysia, Mexico, Peru, Saudi Arabia, South Africa, Thailand, Turkey, and the UAE are more urban, more educated, and/or more affluent than the general population



Over the next year, do you think each of the following will rise, decline, or stay at about the same level?

# The number of unemployed people in my country

% It will rise a lot/a little



Base: 24,471 online adults under age 75 across 36 countries, interviewed October 21-November 4, 2022

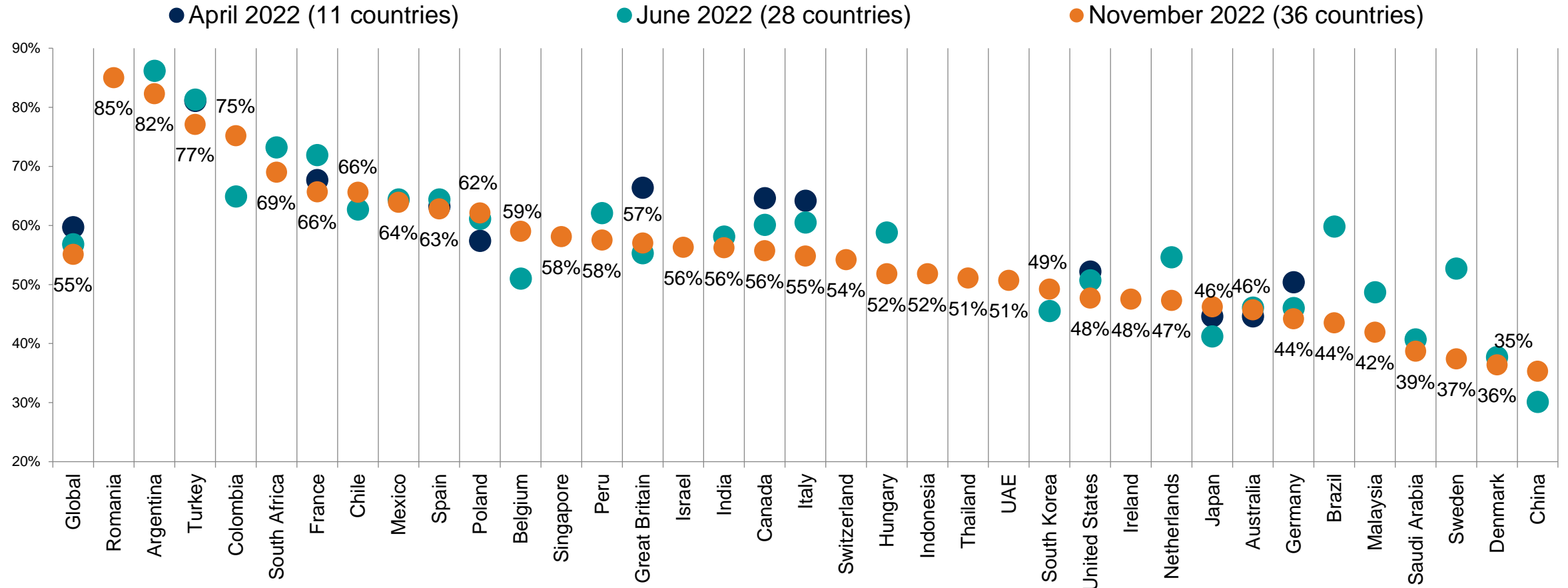
The "Global Country Average" reflects the average result for all the countries and markets where the survey was conducted. It has not been adjusted to the population size of each country or market and is not intended to suggest a total result.

The samples in Brazil, Chile, China (mainland), Colombia, India, Indonesia, Ireland, Malaysia, Mexico, Peru, Saudi Arabia, South Africa, Thailand, Turkey, and the UAE are more urban, more educated, and/or more affluent than the general population

Over the next year, do you think each of the following will rise, decline, or stay at about the same level?

# The taxes you pay

% It will rise a lot/a little



Base: 24,471 online adults under age 75 across 36 countries, interviewed October 21-November 4, 2022

The "Global Country Average" reflects the average result for all the countries and markets where the survey was conducted. It has not been adjusted to the population size of each country or market and is not intended to suggest a total result.

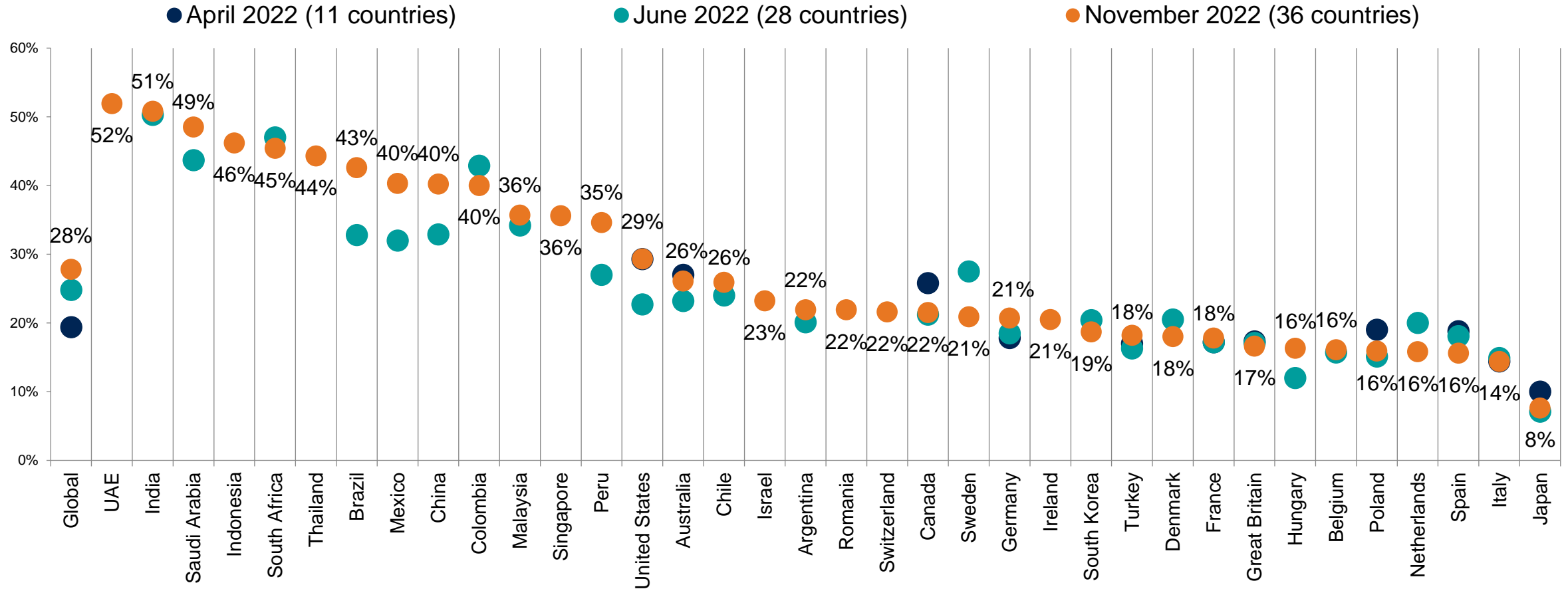
The samples in Brazil, Chile, China (mainland), Colombia, India, Indonesia, Ireland, Malaysia, Mexico, Peru, Saudi Arabia, South Africa, Thailand, Turkey, and the UAE are more urban, more educated, and/or more affluent than the general population



Over the next year, do you think each of the following will rise, decline, or stay at about the same level?

# Your own standard of living

% It will rise a lot/a little



Base: 24,471 online adults under age 75 across 36 countries, interviewed October 21-November 4, 2022

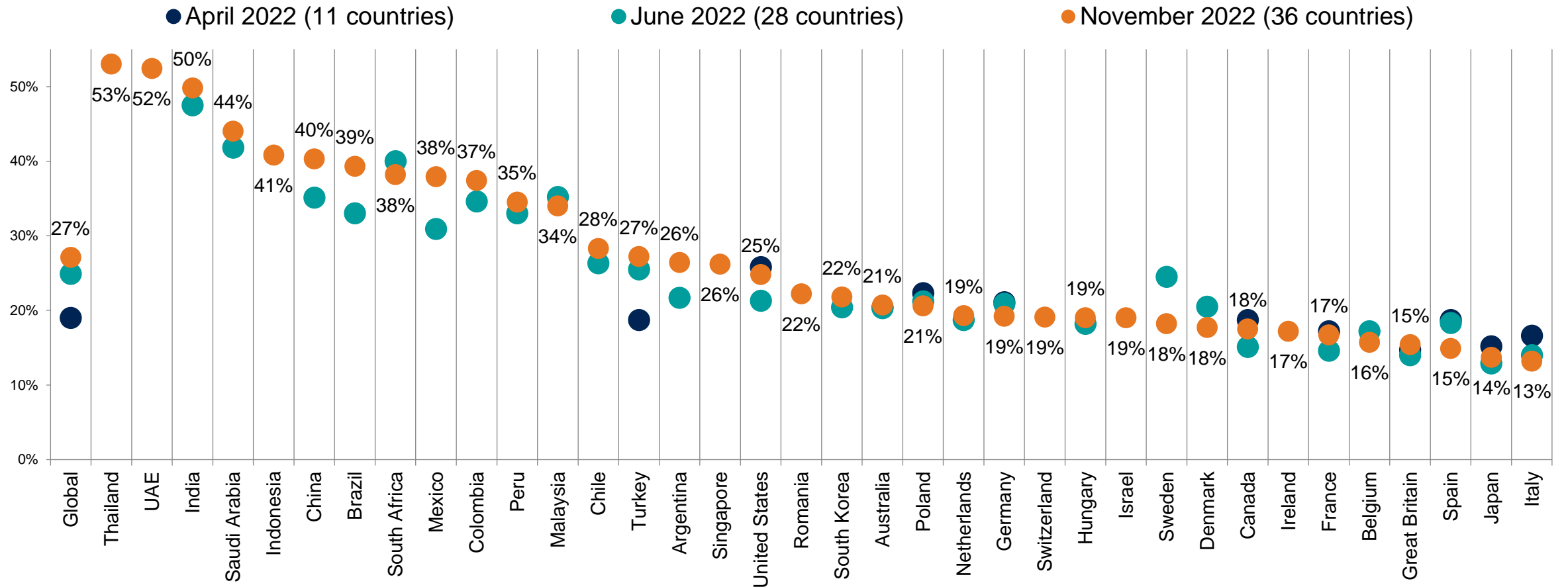
The "Global Country Average" reflects the average result for all the countries and markets where the survey was conducted. It has not been adjusted to the population size of each country or market and is not intended to suggest a total result.

The samples in Brazil, Chile, China (mainland), Colombia, India, Indonesia, Ireland, Malaysia, Mexico, Peru, Saudi Arabia, South Africa, Thailand, Turkey, and the UAE are more urban, more educated, and/or more affluent than the general population

Over the next year, do you think each of the following will rise, decline, or stay at about the same level?

# Your disposable income (what you can spend after paying your bills for living expenses)

% It will rise a lot/a little



Base: 24,471 online adults under age 75 across 36 countries, interviewed October 21-November 4, 2022

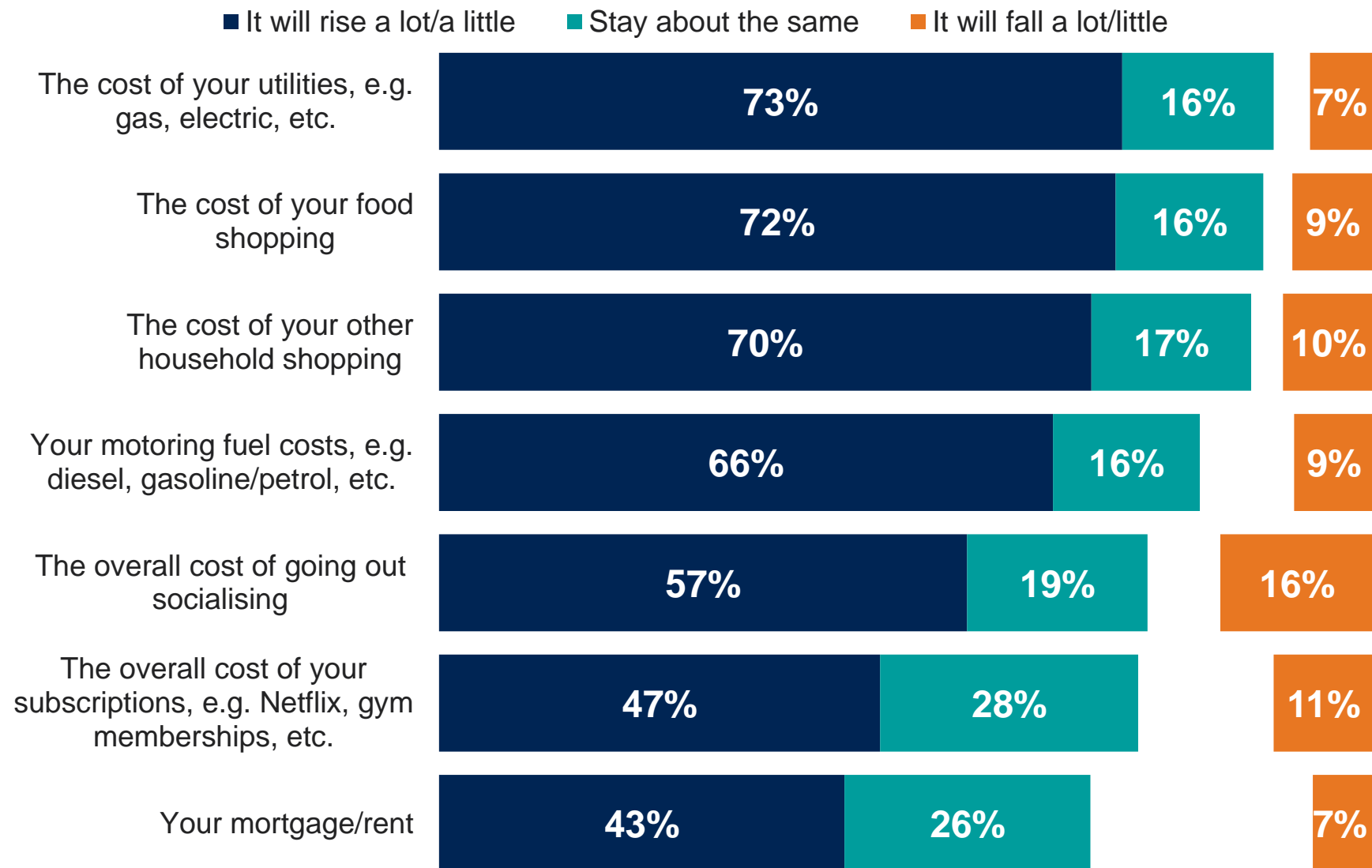
The "Global Country Average" reflects the average result for all the countries and markets where the survey was conducted. It has not been adjusted to the population size of each country or market and is not intended to suggest a total result.

The samples in Brazil, Chile, China (mainland), Colombia, India, Indonesia, Ireland, Malaysia, Mexico, Peru, Saudi Arabia, South Africa, Thailand, Turkey, and the UAE are more urban, more educated, and/or more affluent than the general population

# EXPECTATIONS FOR SPENDING

**Thinking now about your household spend in the next six months, for each of the following types of spend, please say whether you expect it to increase, decrease, or stay the same as it is now.**

*Global Country Average %*



Base: 24,471 online adults under age 75 across 36 countries, interviewed October 21-November 4, 2022

The "Global Country Average" reflects the average result for all the countries and markets where the survey was conducted. It has not been adjusted to the population size of each country or market and is not intended to suggest a total result.

The samples in Brazil, Chile, China (mainland), Colombia, India, Indonesia, Ireland, Malaysia, Mexico, Peru, Saudi Arabia, South Africa, Thailand, Turkey, and the UAE are more urban, more educated, and/or more affluent than the general population

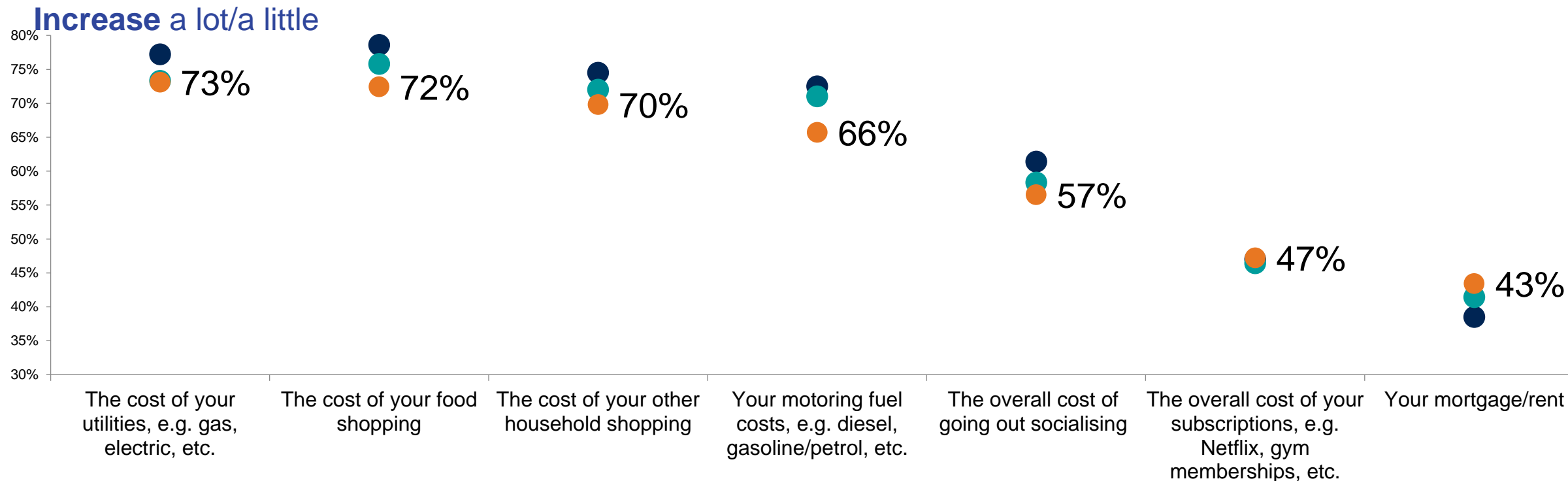
# Thinking now about your household spend in the next six months, for each of the following types of spend, please say whether you expect it to increase, decrease, or the stay the same as it is now?

Global Country Average %

● April 2022 (11 countries)

● June 2022 (28 countries)

● November 2022 (36 countries)



Base: 24,471 online adults under age 75 across 36 countries, interviewed October 21-November 4, 2022

The "Global Country Average" reflects the average result for all the countries and markets where the survey was conducted. It has not been adjusted to the population size of each country or market and is not intended to suggest a total result.

The samples in Brazil, Chile, China (mainland), Colombia, India, Indonesia, Ireland, Malaysia, Mexico, Peru, Saudi Arabia, South Africa, Thailand, Turkey, and the UAE are more urban, more educated, and/or more affluent than the general population

Thinking now about your household spend in the next six months, for each of the following types of spend, please say whether you expect it to increase, decrease, or stay the same as it is now? **% increase**

	Global	UAE	ARG	AUS	BEL	BRA	CAN	SUI	CHL	CHN	COL	GER	DEN	ESP	FRA	GBR	HUN	INA	IRL	ISR	IND	ITA	JAP	KOR	MEX	MAS	NED	PER	POL	ROU	KSA	SWE	SIN	THA	TUR	USA	RSA
The cost of your <b>utilities</b> , e.g. gas, electric, etc.	73%	57%	89%	81%	81%	48%	71%	81%	75%	40%	81%	78%	69%	75%	82%	86%	84%	70%	87%	71%	64%	79%	62%	56%	74%	58%	74%	72%	87%	89%	59%	75%	79%	65%	82%	68%	84%
The cost of your <b>food shopping</b>	72%	61%	81%	82%	78%	50%	80%	73%	72%	48%	76%	77%	68%	75%	76%	87%	91%	72%	83%	71%	62%	76%	44%	46%	73%	67%	83%	70%	84%	87%	63%	80%	77%	58%	81%	72%	82%
The cost of your <b>other household shopping</b>	70%	63%	80%	78%	77%	48%	73%	70%	71%	42%	75%	74%	63%	73%	69%	84%	88%	69%	82%	69%	65%	73%	42%	39%	72%	66%	76%	66%	79%	86%	65%	76%	78%	58%	81%	66%	79%
Your <b>motoring fuel costs</b> , e.g. diesel, gasoline/petrol, etc.	66%	59%	85%	77%	74%	40%	68%	61%	75%	42%	79%	70%	48%	70%	68%	69%	70%	75%	76%	61%	65%	70%	36%	41%	72%	59%	61%	72%	78%	83%	58%	62%	56%	64%	77%	65%	80%
The overall cost of going out <b>socialising</b> e.g. cinema, cafes, restaurants, pubs, clubs, etc.	57%	56%	68%	66%	63%	43%	62%	60%	55%	35%	61%	60%	44%	67%	60%	71%	69%	37%	74%	56%	60%	54%	18%	30%	54%	48%	62%	50%	62%	72%	57%	61%	64%	41%	69%	58%	68%
The overall <b>cost of your subscriptions</b> , e.g. Netflix, gym membership, etc.	47%	45%	76%	48%	55%	40%	48%	45%	50%	28%	56%	43%	42%	52%	46%	56%	53%	33%	56%	50%	53%	48%	12%	22%	54%	34%	50%	43%	58%	66%	42%	45%	48%	32%	68%	46%	56%
Your <b>mortgage/rent</b>	43%	50%	63%	54%	27%	26%	40%	46%	62%	26%	54%	44%	32%	43%	33%	41%	51%	33%	46%	48%	46%	26%	13%	32%	47%	40%	34%	49%	53%	61%	44%	68%	37%	33%	68%	32%	61%

Base: 24,471 online adults under age 75 across 36 countries, interviewed October 21-November 4, 2022

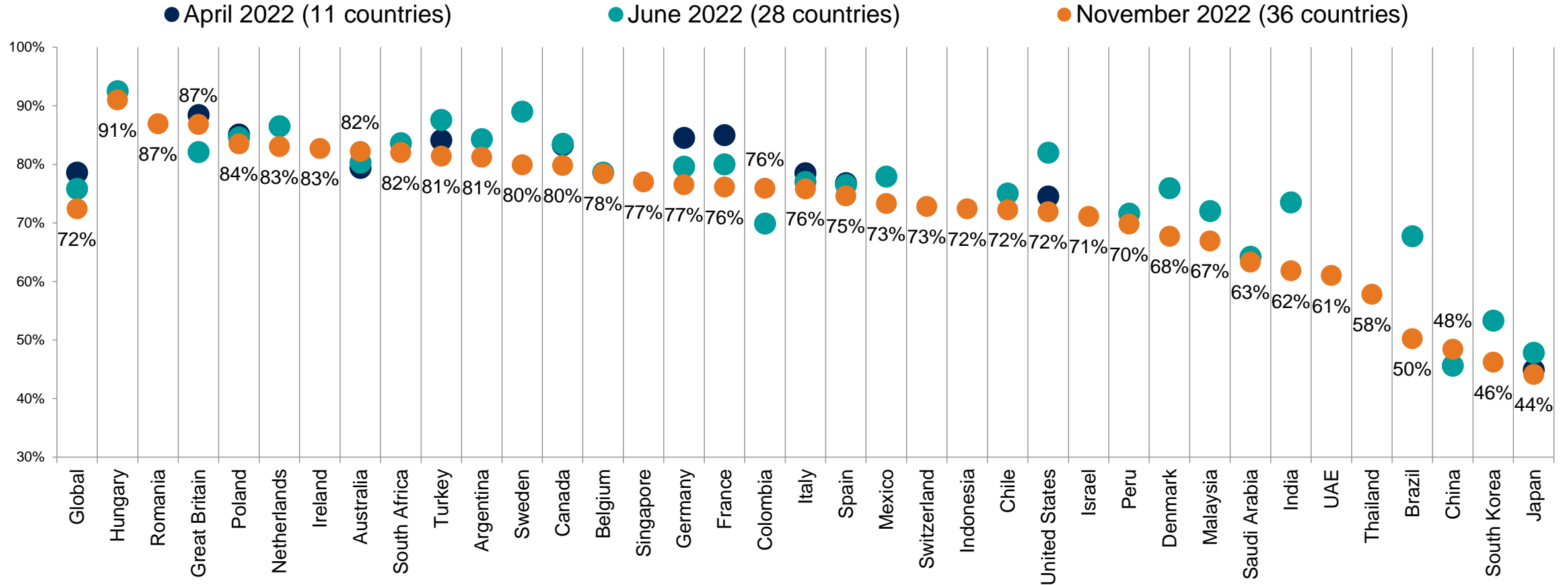
The "Global Country Average" reflects the average result for all the countries and markets where the survey was conducted. It has not been adjusted to the population size of each country or market and is not intended to suggest a total result.

The samples in Brazil, Chile, China (mainland), Colombia, India, Indonesia, Ireland, Malaysia, Mexico, Peru, Saudi Arabia, South Africa, Thailand, Turkey, and the UAE are more urban, more educated, and/or more affluent than the general population

Thinking now about your household spend in the next six months, for each of the following types of spend, please say whether you expect it to increase, decrease, or the stay the same as it is now?

## The cost of your food shopping

% Increase a lot/a little



Base: 24,471 online adults under age 75 across 36 countries, interviewed October 21-November 4, 2022

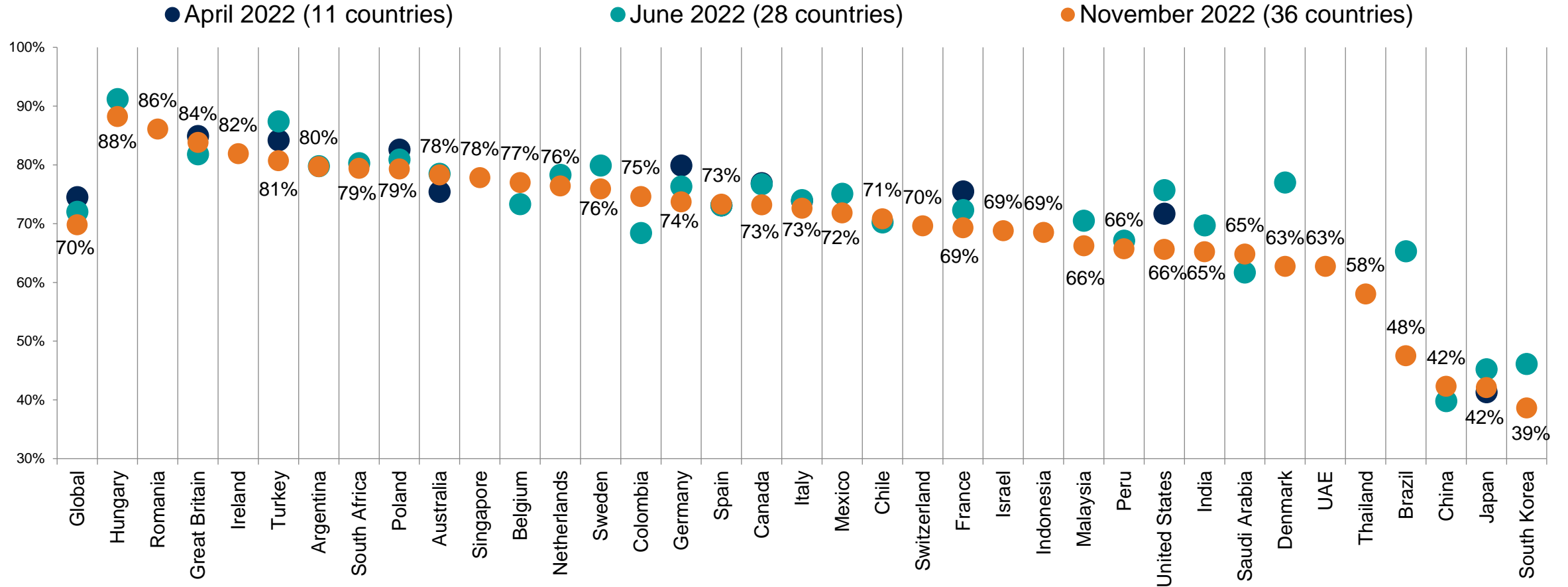
The "Global Country Average" reflects the average result for all the countries and markets where the survey was conducted. It has not been adjusted to the population size of each country or market and is not intended to suggest a total result.

The samples in Brazil, Chile, China (mainland), Colombia, India, Indonesia, Ireland, Malaysia, Mexico, Peru, Saudi Arabia, South Africa, Thailand, Turkey, and the UAE are more urban, more educated, and/or more affluent than the general population

Thinking now about your household spend in the next six months, for each of the following types of spend, please say whether you expect it to increase, decrease, or the stay the same as it is now?

## The cost of your other household shopping

% Increase a lot/a little



Base: 24,471 online adults under age 75 across 36 countries, interviewed October 21-November 4, 2022

The "Global Country Average" reflects the average result for all the countries and markets where the survey was conducted. It has not been adjusted to the population size of each country or market and is not intended to suggest a total result.

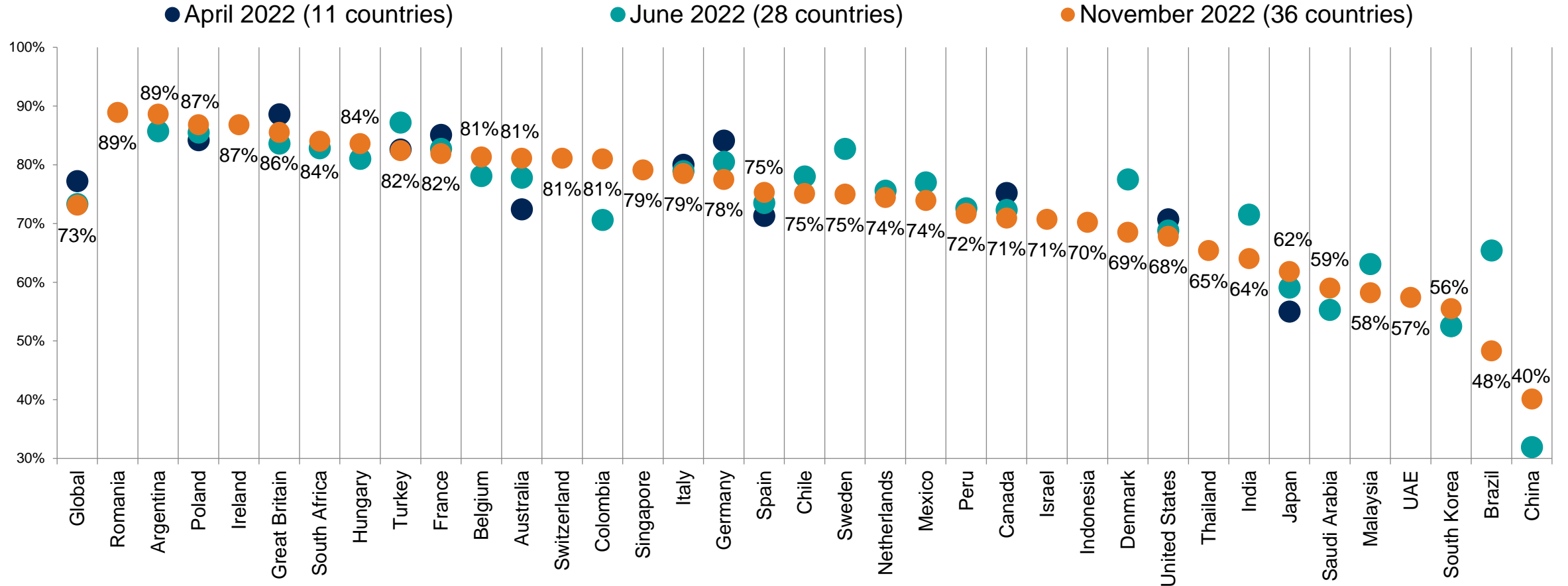
The samples in Brazil, Chile, China (mainland), Colombia, India, Indonesia, Ireland, Malaysia, Mexico, Peru, Saudi Arabia, South Africa, Thailand, Turkey, and the UAE are more urban, more educated, and/or more affluent than the general population



Thinking now about your household spend in the next six months, for each of the following types of spend, please say whether you expect it to increase, decrease, or the stay the same as it is now?

## The cost of your utilities (gas and electricity)

% Increase a lot/a little



Base: 24,471 online adults under age 75 across 36 countries, interviewed October 21-November 4, 2022

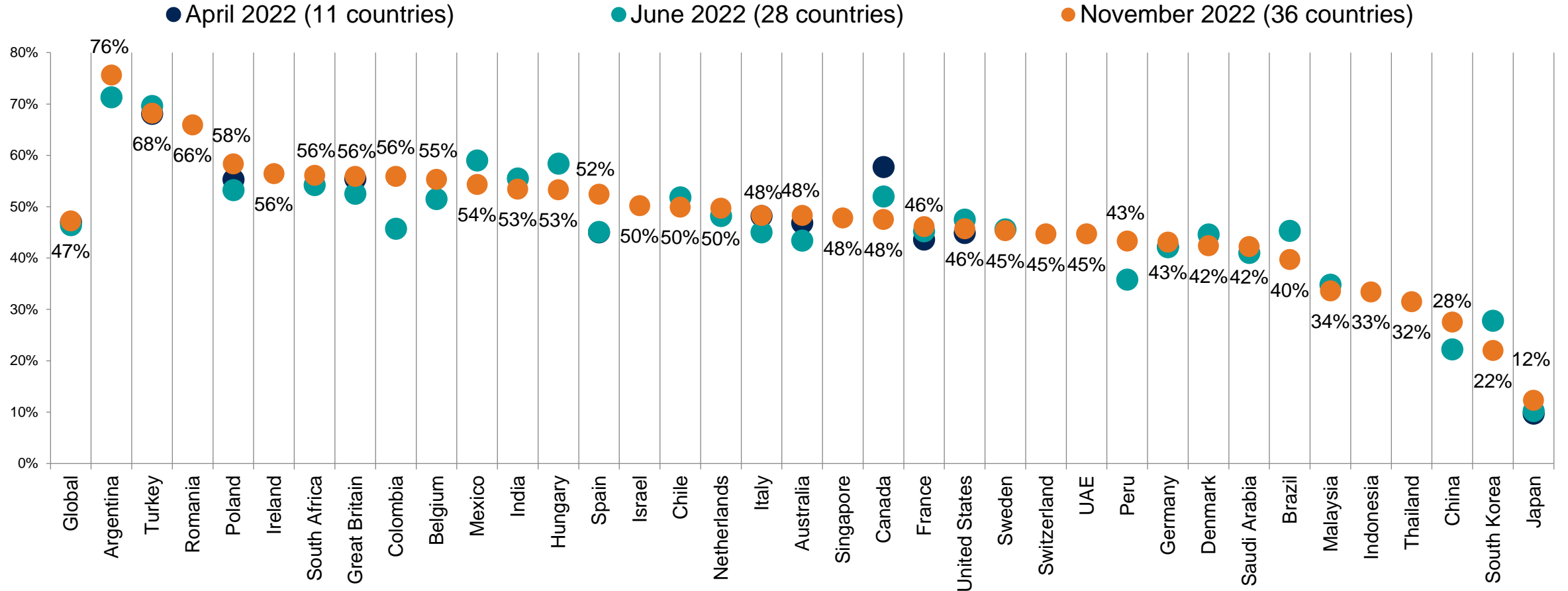
The "Global Country Average" reflects the average result for all the countries and markets where the survey was conducted. It has not been adjusted to the population size of each country or market and is not intended to suggest a total result.

The samples in Brazil, Chile, China (mainland), Colombia, India, Indonesia, Ireland, Malaysia, Mexico, Peru, Saudi Arabia, South Africa, Thailand, Turkey, and the UAE are more urban, more educated, and/or more affluent than the general population

Thinking now about your household spend in the next six months, for each of the following types of spend, please say whether you expect it to increase, decrease, or the stay the same as it is now?

## The overall cost of your subscriptions (Netflix, gym memberships, etc.)

% Increase a lot/a little



Base: 24,471 online adults under age 75 across 36 countries, interviewed October 21-November 4, 2022

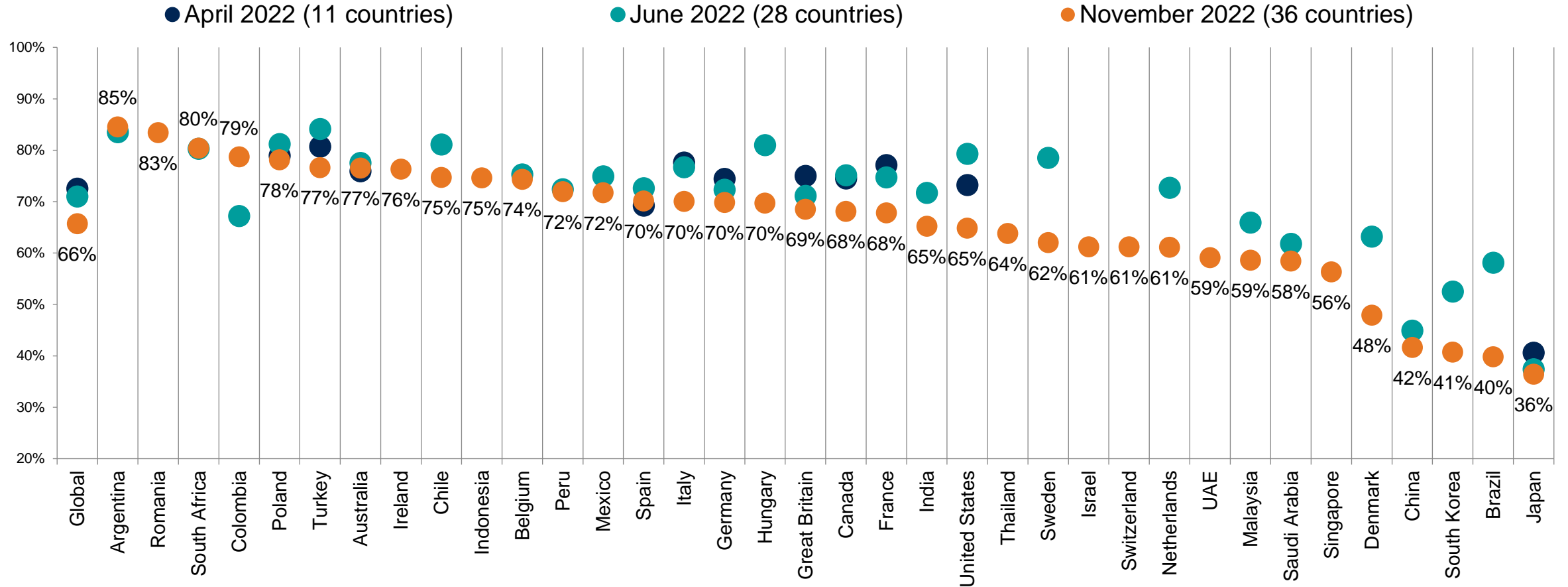
The "Global Country Average" reflects the average result for all the countries and markets where the survey was conducted. It has not been adjusted to the population size of each country or market and is not intended to suggest a total result.

The samples in Brazil, Chile, China (mainland), Colombia, India, Indonesia, Ireland, Malaysia, Mexico, Peru, Saudi Arabia, South Africa, Thailand, Turkey, and the UAE are more urban, more educated, and/or more affluent than the general population

Thinking now about your household spend in the next six months, for each of the following types of spend, please say whether you expect it to increase, decrease, or the stay the same as it is now?

## Your motoring fuel costs (petrol, diesel, etc.)

% Increase a lot/a little



Base: 24,471 online adults under age 75 across 36 countries, interviewed October 21-November 4, 2022

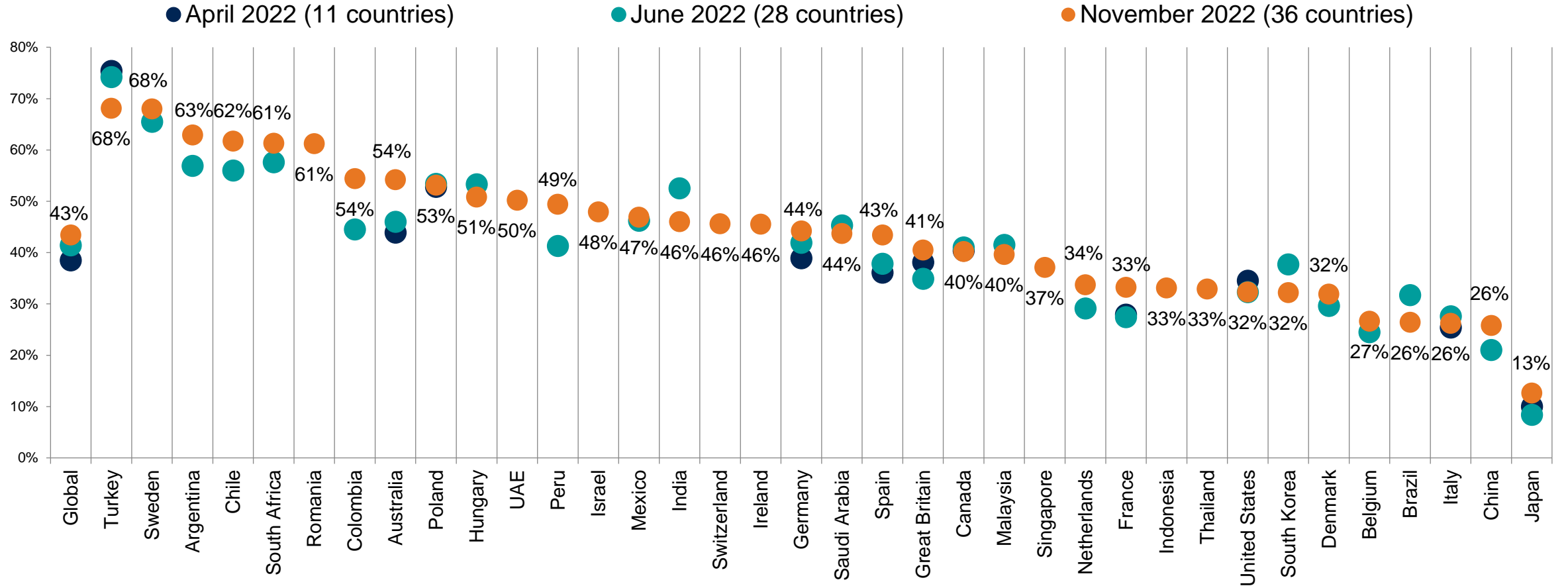
The "Global Country Average" reflects the average result for all the countries and markets where the survey was conducted. It has not been adjusted to the population size of each country or market and is not intended to suggest a total result.

The samples in Brazil, Chile, China (mainland), Colombia, India, Indonesia, Ireland, Malaysia, Mexico, Peru, Saudi Arabia, South Africa, Thailand, Turkey, and the UAE are more urban, more educated, and/or more affluent than the general population

Thinking now about your household spend in the next six months, for each of the following types of spend, please say whether you expect it to increase, decrease, or the stay the same as it is now?

## Your mortgage/rent

% Increase a lot/a little



Base: 24,471 online adults under age 75 across 36 countries, interviewed October 21-November 4, 2022

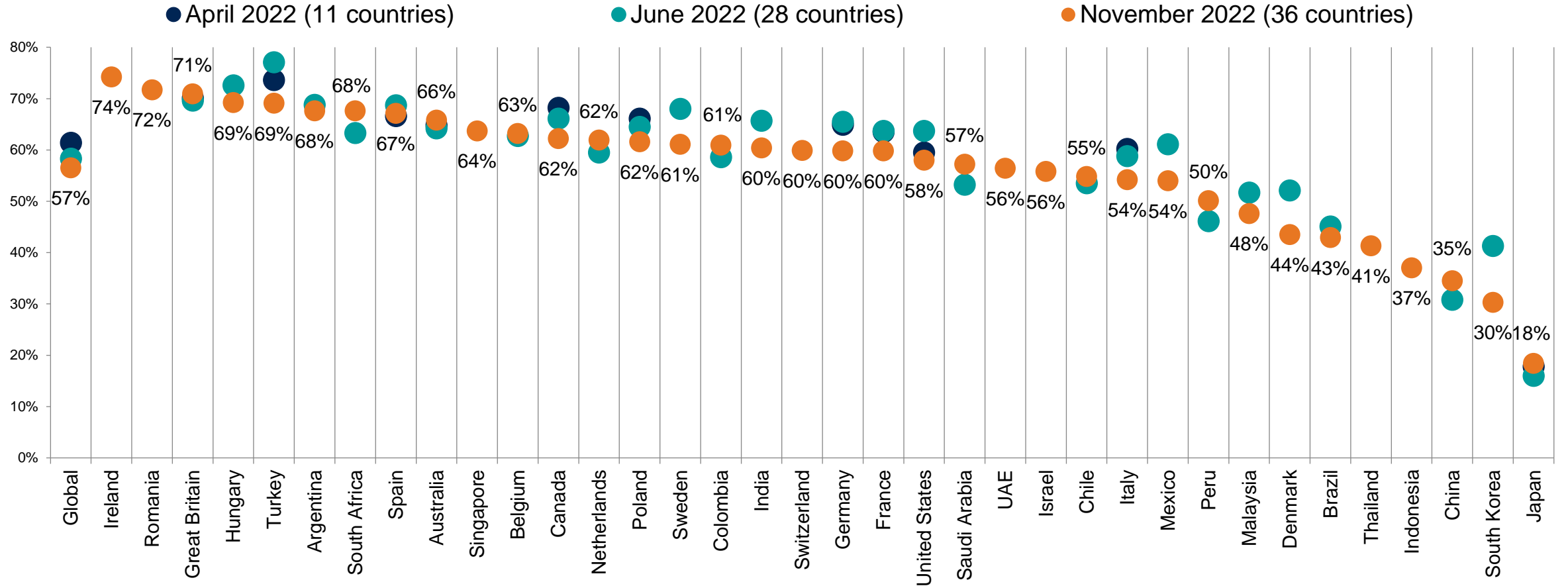
The "Global Country Average" reflects the average result for all the countries and markets where the survey was conducted. It has not been adjusted to the population size of each country or market and is not intended to suggest a total result.

The samples in Brazil, Chile, China (mainland), Colombia, India, Indonesia, Ireland, Malaysia, Mexico, Peru, Saudi Arabia, South Africa, Thailand, Turkey, and the UAE are more urban, more educated, and/or more affluent than the general population

Thinking now about your household spend in the next six months, for each of the following types of spend, please say whether you expect it to increase, decrease, or the stay the same as it is now?

## The overall cost of going out socialising (cinema, cafes, restaurants, clubs, etc.)

% Increase a lot/a little



Base: 24,471 online adults under age 75 across 36 countries, interviewed October 21-November 4, 2022

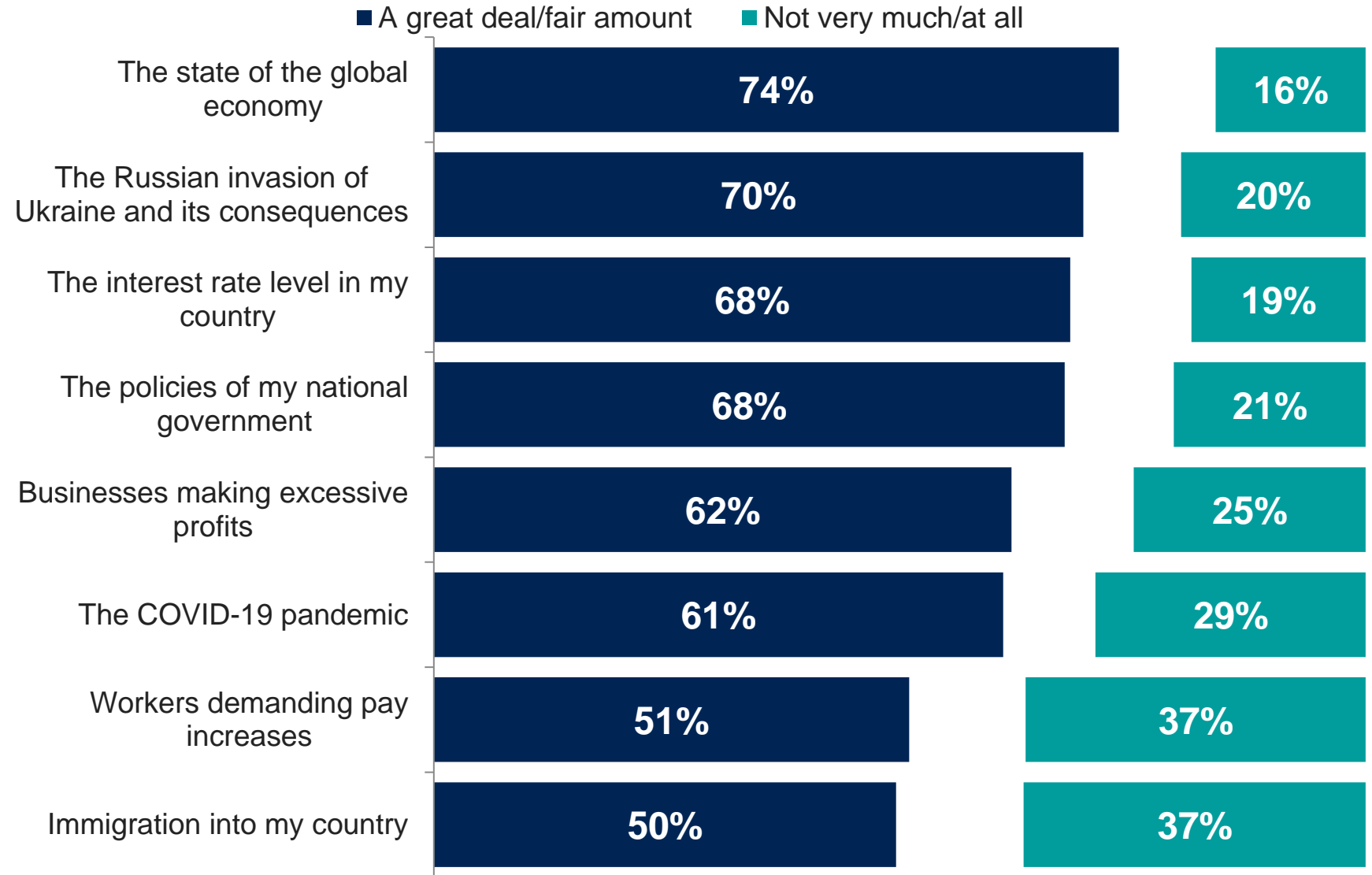
The "Global Country Average" reflects the average result for all the countries and markets where the survey was conducted. It has not been adjusted to the population size of each country or market and is not intended to suggest a total result.

The samples in Brazil, Chile, China (mainland), Colombia, India, Indonesia, Ireland, Malaysia, Mexico, Peru, Saudi Arabia, South Africa, Thailand, Turkey, and the UAE are more urban, more educated, and/or more affluent than the general population

# WHY ARE PRICES RISING?

# How much, if at all, do you think each of the following are contributing to the rising cost of living in [COUNTRY] today?

Global Country Average %



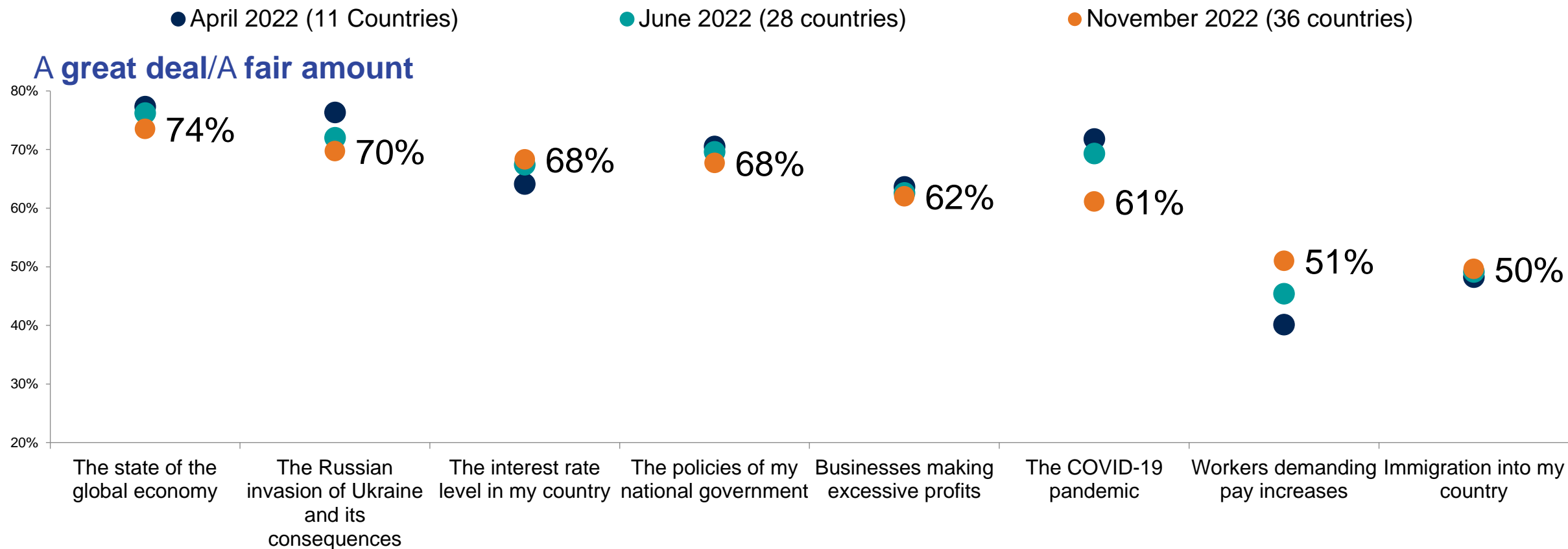
Base: 24,471 online adults under age 75 across 36 countries, interviewed October 21-November 4, 2022

The "Global Country Average" reflects the average result for all the countries and markets where the survey was conducted. It has not been adjusted to the population size of each country or market and is not intended to suggest a total result.

The samples in Brazil, Chile, China (mainland), Colombia, India, Indonesia, Ireland, Malaysia, Mexico, Peru, Saudi Arabia, South Africa, Thailand, Turkey, and the UAE are more urban, more educated, and/or more affluent than the general population

# How much, if at all, do you think each of the following are contributing to the rising cost of living in [COUNTRY] today?

Global Country Average %



Base: 24,471 online adults under age 75 across 36 countries, interviewed October 21-November 4, 2022

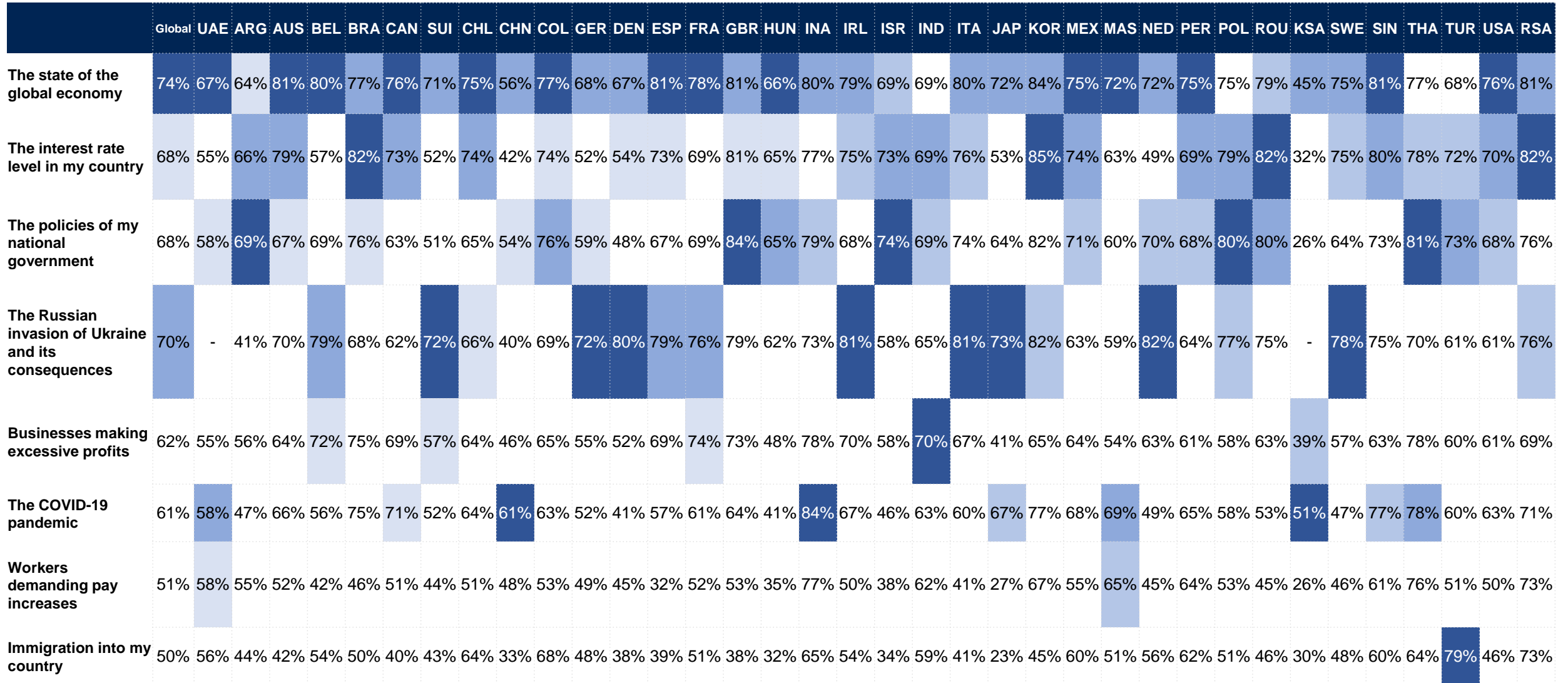
The "Global Country Average" reflects the average result for all the countries and markets where the survey was conducted. It has not been adjusted to the population size of each country or market and is not intended to suggest a total result.

The samples in Brazil, Chile, China (mainland), Colombia, India, Indonesia, Ireland, Malaysia, Mexico, Peru, Saudi Arabia, South Africa, Thailand, Turkey, and the UAE are more urban, more educated, and/or more affluent than the general population



# How much, if at all, do you think each of the following are contributing to the rising cost of living in ... today?

## A great deal/ fair amount



Base: 24,471 online adults under age 75 across 36 countries, interviewed October 21-November 4, 2022

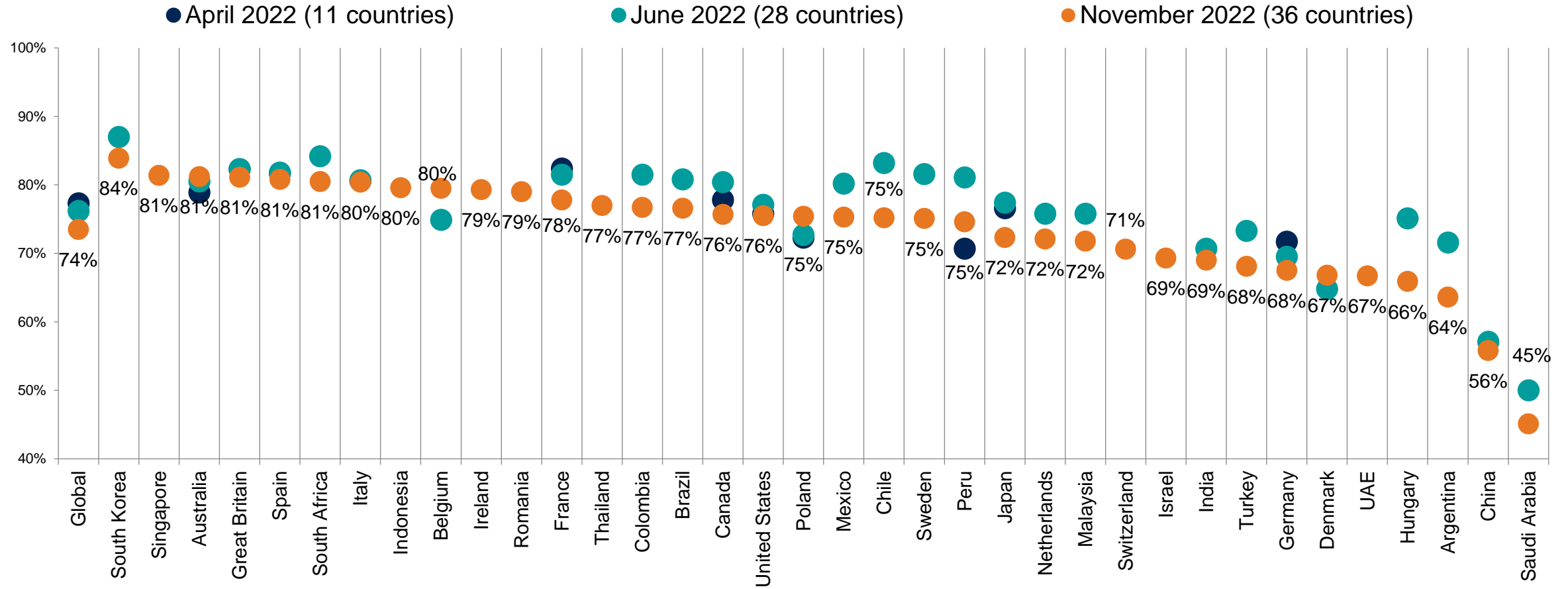
The "Global Country Average" reflects the average result for all the countries and markets where the survey was conducted. It has not been adjusted to the population size of each country or market and is not intended to suggest a total result.

The samples in Brazil, Chile, China (mainland), Colombia, India, Indonesia, Ireland, Malaysia, Mexico, Peru, Saudi Arabia, South Africa, Thailand, Turkey, and the UAE are more urban, more educated, and/or more affluent than the general population

# How much, if at all, do you think each of the following are contributing to the rising cost of living in [COUNTRY] today?

## The state of the global economy

% A great deal/a fair amount



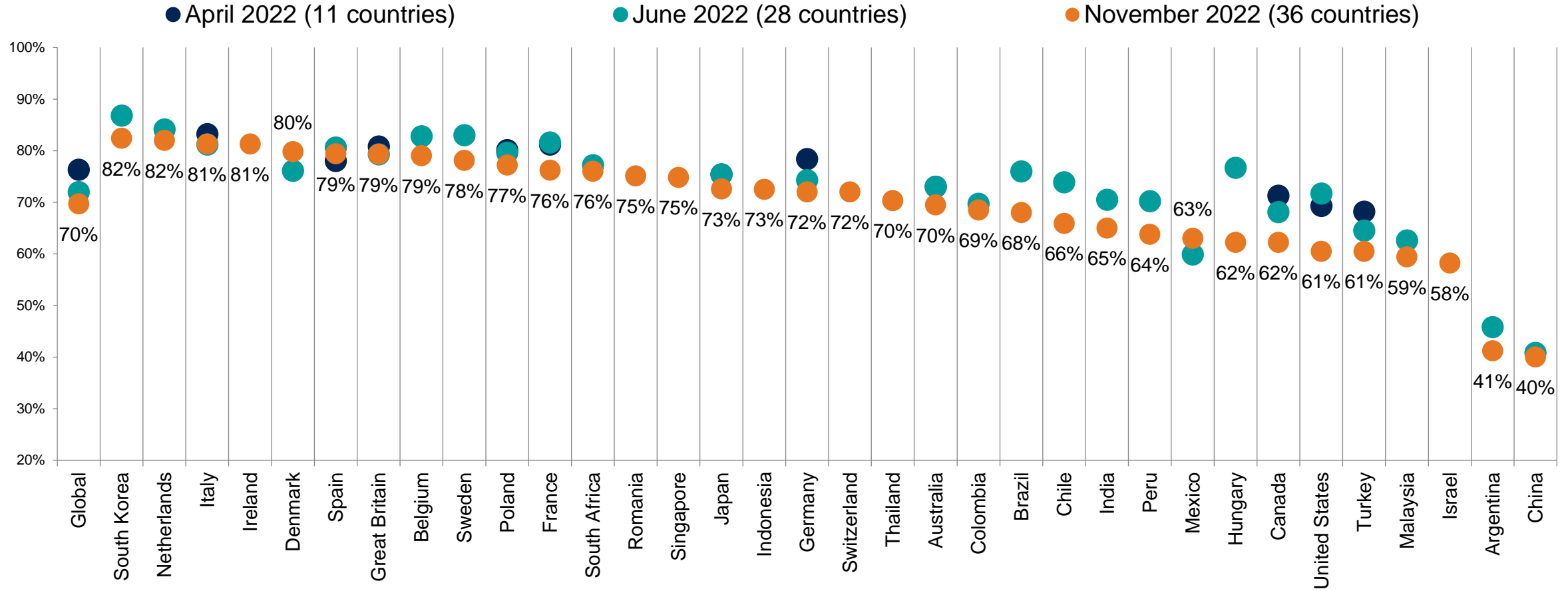
Base: 24,471 online adults under age 75 across 36 countries, interviewed October 21-November 4, 2022  
 The "Global Country Average" reflects the average result for all the countries and markets where the survey was conducted. It has not been adjusted to the population size of each country or market and is not intended to suggest a total result.  
 The samples in Brazil, Chile, China (mainland), Colombia, India, Indonesia, Ireland, Malaysia, Mexico, Peru, Saudi Arabia, South Africa, Thailand, Turkey, and the UAE are more urban, more educated, and/or more affluent than the general population



# How much, if at all, do you think each of the following are contributing to the rising cost of living in [COUNTRY] today?

## The Russian invasion of Ukraine and its consequences

% A great deal/a fair amount

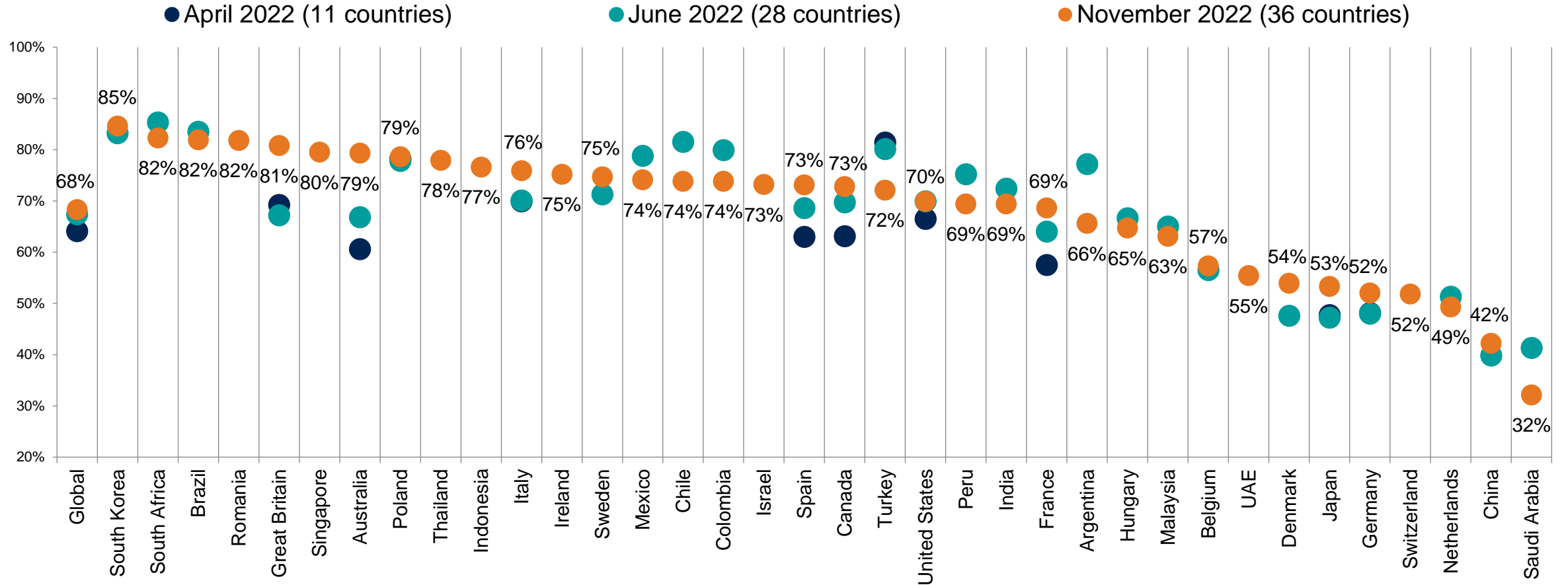


Base: 24,471 online adults under age 75 across 36 countries, interviewed October 21-November 4, 2022  
 The "Global Country Average" reflects the average result for all the countries and markets where the survey was conducted. It has not been adjusted to the population size of each country or market and is not intended to suggest a total result.  
 The samples in Brazil, Chile, China (mainland), Colombia, India, Indonesia, Ireland, Malaysia, Mexico, Peru, Saudi Arabia, South Africa, Thailand, Turkey, and the UAE are more urban, more educated, and/or more affluent than the general population  
 This question was not asked in the United Arab Emirates or Saudi Arabia

# How much, if at all, do you think each of the following are contributing to the rising cost of living in [COUNTRY] today?

## The interest rate level in my country

% A great deal/a fair amount



Base: 24,471 online adults under age 75 across 36 countries, interviewed October 21-November 4, 2022

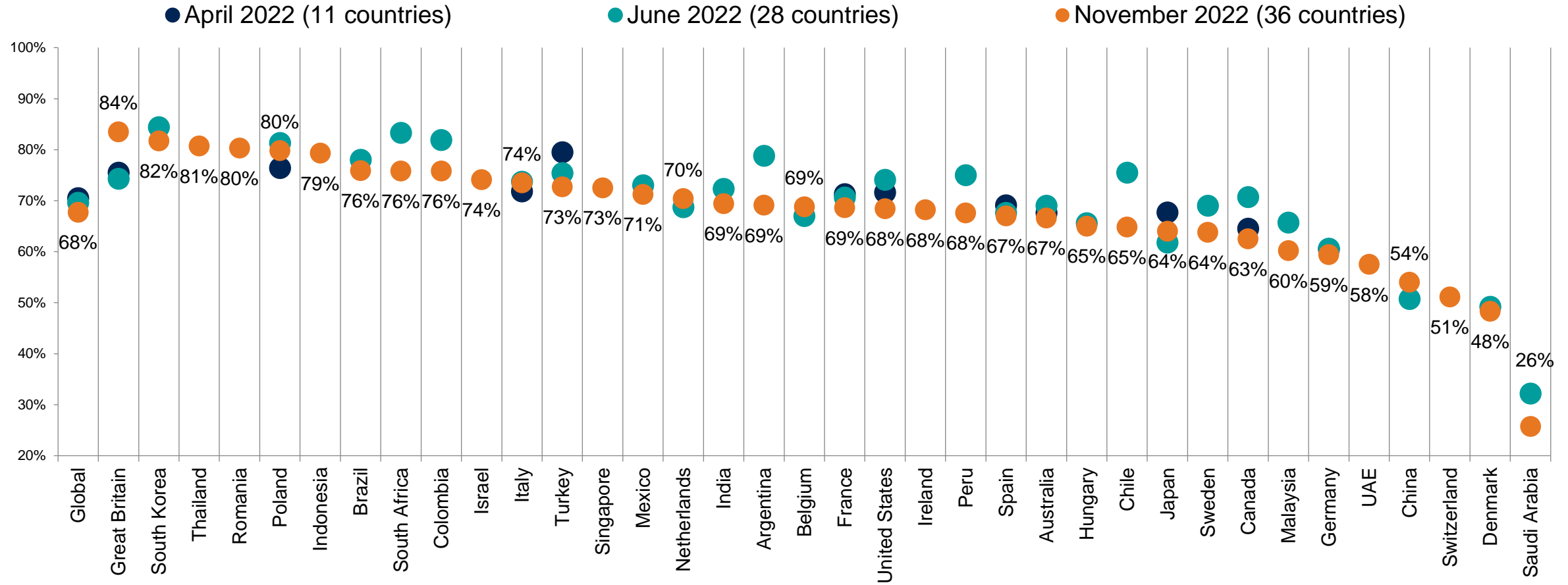
The "Global Country Average" reflects the average result for all the countries and markets where the survey was conducted. It has not been adjusted to the population size of each country or market and is not intended to suggest a total result.

The samples in Brazil, Chile, China (mainland), Colombia, India, Indonesia, Ireland, Malaysia, Mexico, Peru, Saudi Arabia, South Africa, Thailand, Turkey, and the UAE are more urban, more educated, and/or more affluent than the general population

# How much, if at all, do you think each of the following are contributing to the rising cost of living in [COUNTRY] today?

## The policies of my national government

% A great deal/a fair amount



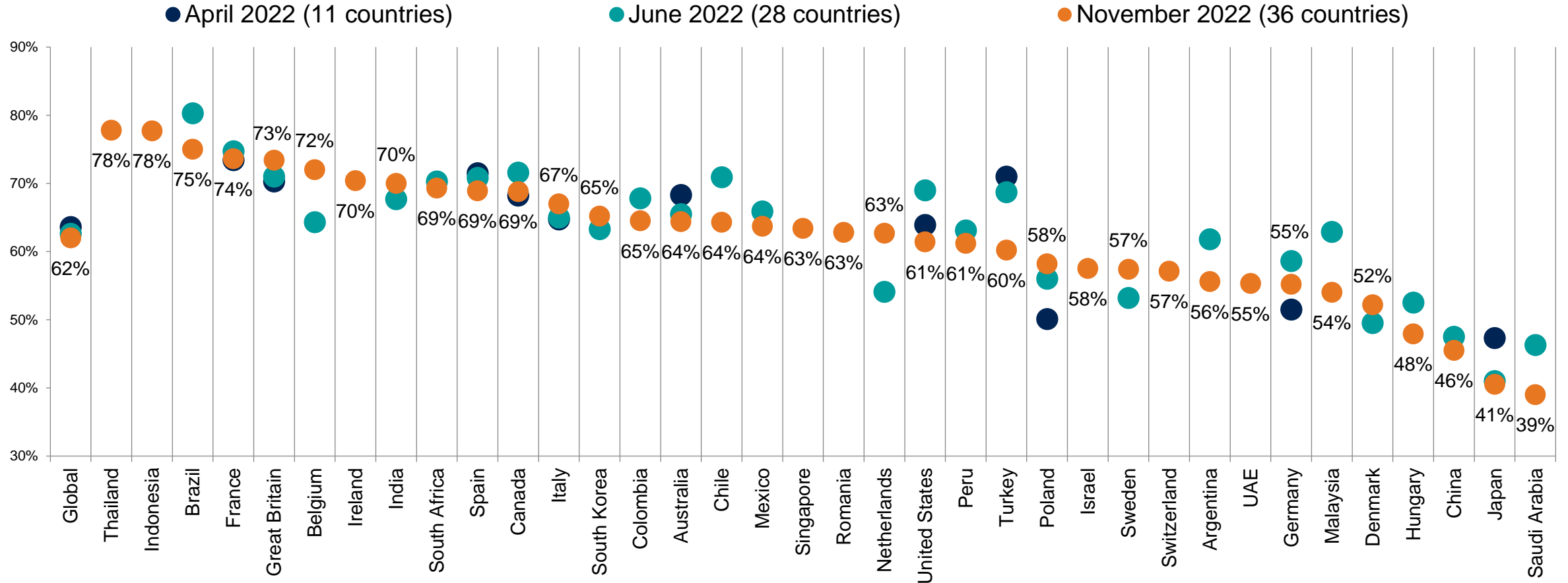
Base: 24,471 online adults under age 75 across 36 countries, interviewed October 21-November 4, 2022  
 The "Global Country Average" reflects the average result for all the countries and markets where the survey was conducted. It has not been adjusted to the population size of each country or market and is not intended to suggest a total result.  
 The samples in Brazil, Chile, China (mainland), Colombia, India, Indonesia, Ireland, Malaysia, Mexico, Peru, Saudi Arabia, South Africa, Thailand, Turkey, and the UAE are more urban, more educated, and/or more affluent than the general population



# How much, if at all, do you think each of the following are contributing to the rising cost of living in [COUNTRY] today?

## Businesses making excessive profits

% A great deal/a fair amount



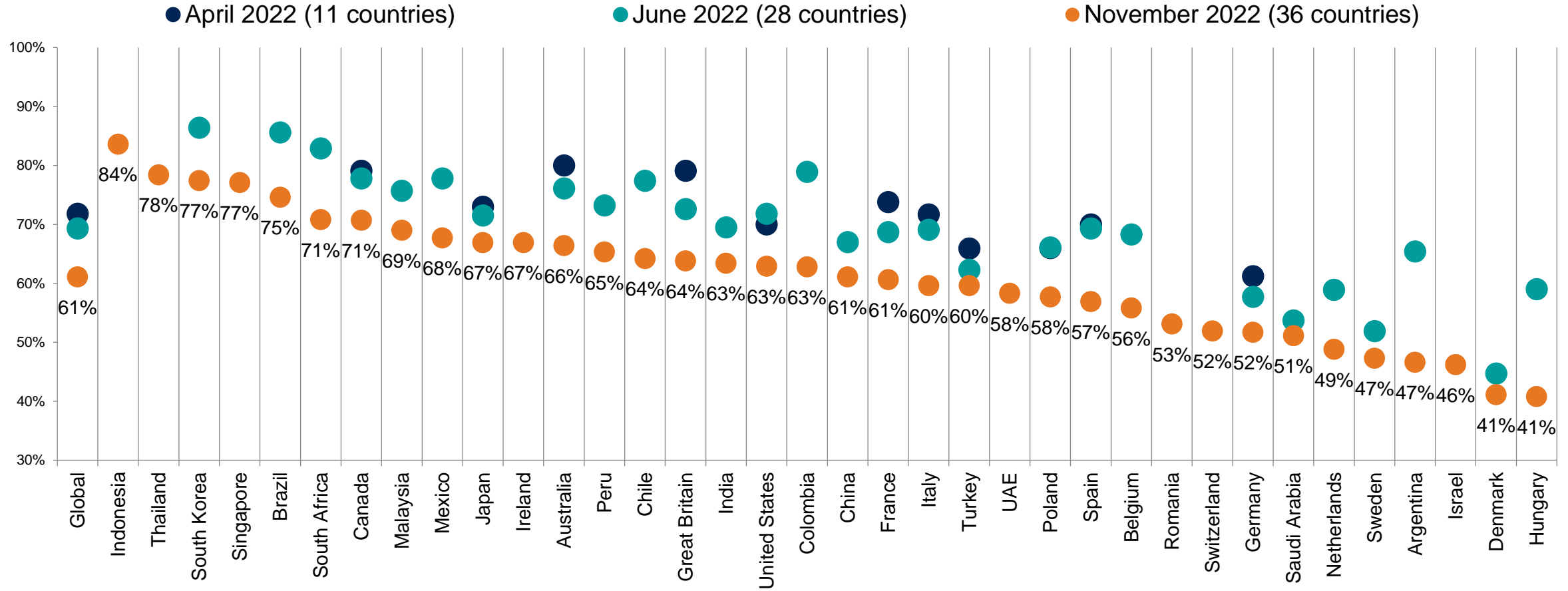
Base: 24,471 online adults under age 75 across 36 countries, interviewed October 21-November 4, 2022

The "Global Country Average" reflects the average result for all the countries and markets where the survey was conducted. It has not been adjusted to the population size of each country or market and is not intended to suggest a total result.

The samples in Brazil, Chile, China (mainland), Colombia, India, Indonesia, Ireland, Malaysia, Mexico, Peru, Saudi Arabia, South Africa, Thailand, Turkey, and the UAE are more urban, more educated, and/or more affluent than the general population

# How much, if at all, do you think each of the following are contributing to the rising cost of living in [COUNTRY] today?

## The COVID-19 pandemic % A great deal/a fair amount

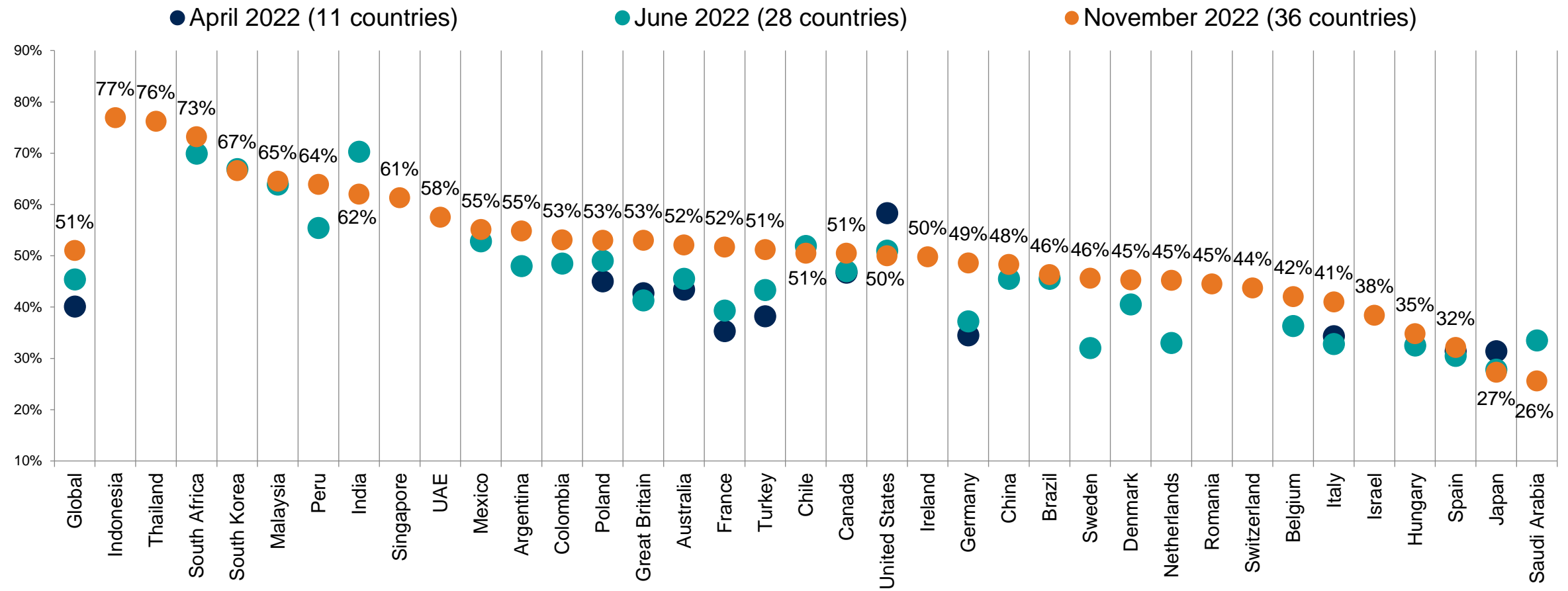


Base: 24,471 online adults under age 75 across 36 countries, interviewed October 21-November 4, 2022  
 The "Global Country Average" reflects the average result for all the countries and markets where the survey was conducted. It has not been adjusted to the population size of each country or market and is not intended to suggest a total result.  
 The samples in Brazil, Chile, China (mainland), Colombia, India, Indonesia, Ireland, Malaysia, Mexico, Peru, Saudi Arabia, South Africa, Thailand, Turkey, and the UAE are more urban, more educated, and/or more affluent than the general population

# How much, if at all, do you think each of the following are contributing to the rising cost of living in [COUNTRY] today?

## Workers demanding pay increases

% A great deal/a fair amount



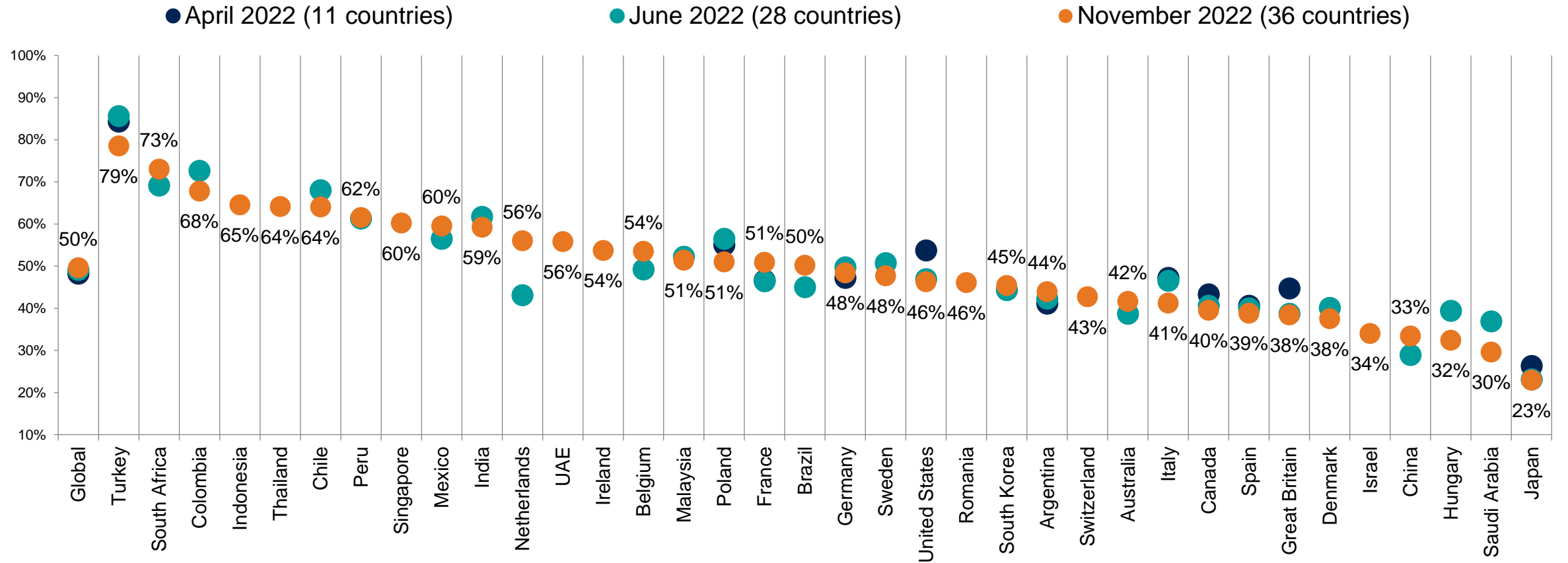
Base: 24,471 online adults under age 75 across 36 countries, interviewed October 21-November 4, 2022  
 The "Global Country Average" reflects the average result for all the countries and markets where the survey was conducted. It has not been adjusted to the population size of each country or market and is not intended to suggest a total result.  
 The samples in Brazil, Chile, China (mainland), Colombia, India, Indonesia, Ireland, Malaysia, Mexico, Peru, Saudi Arabia, South Africa, Thailand, Turkey, and the UAE are more urban, more educated, and/or more affluent than the general population





# How much, if at all, do you think each of the following are contributing to the rising cost of living in [COUNTRY] today?

## Immigration into my country % A great deal/a fair amount



Base: 24,471 online adults under age 75 across 36 countries, interviewed October 21-November 4, 2022

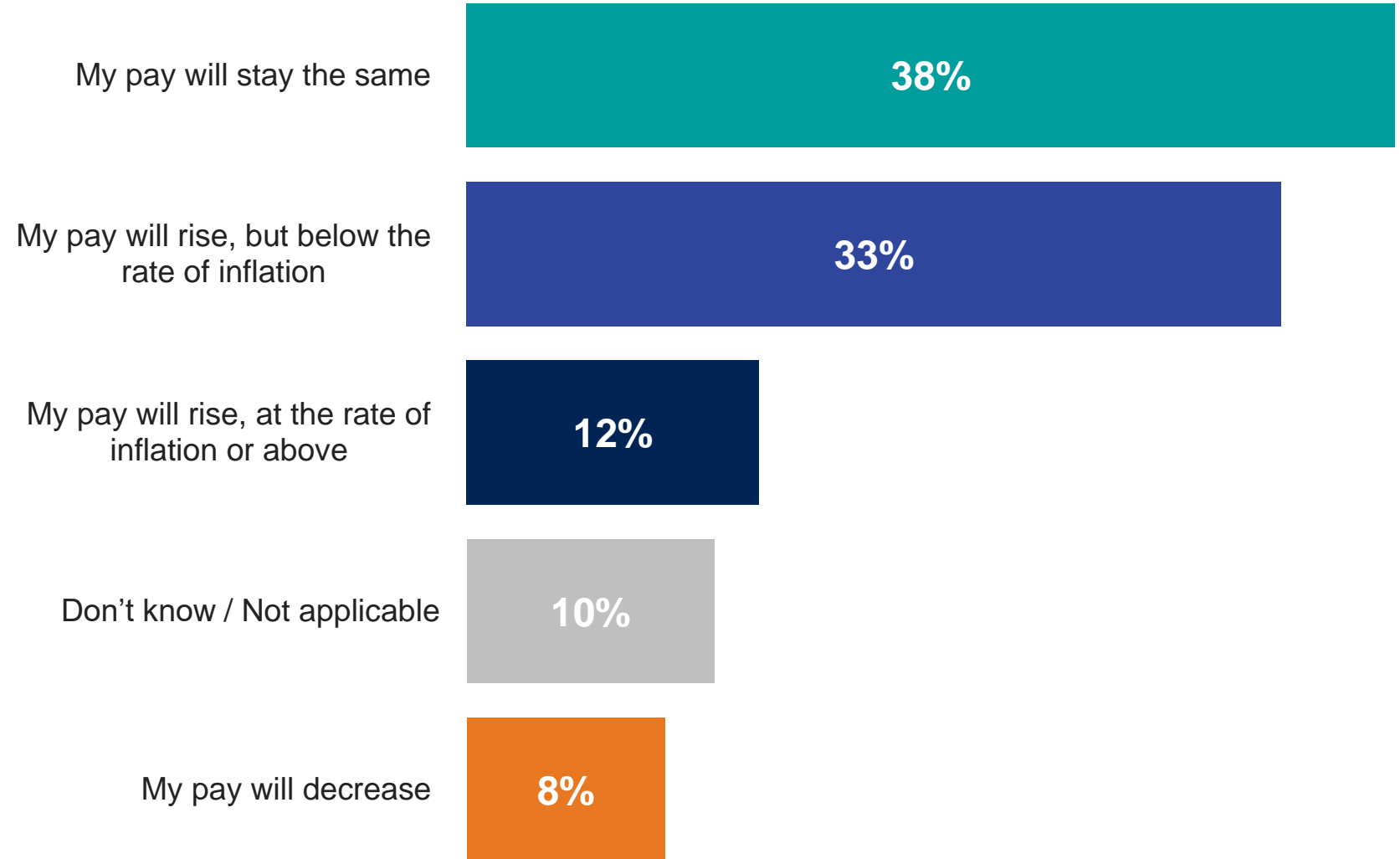
The "Global Country Average" reflects the average result for all the countries and markets where the survey was conducted. It has not been adjusted to the population size of each country or market and is not intended to suggest a total result.

The samples in Brazil, Chile, China (mainland), Colombia, India, Indonesia, Ireland, Malaysia, Mexico, Peru, Saudi Arabia, South Africa, Thailand, Turkey, and the UAE are more urban, more educated, and/or more affluent than the general population

# PAY RAISE EXPECTATIONS

## Over the next year, how, if at all, do you expect the rate of pay you receive from your current employer to change?

*Global Country Average % among those employed (excluding self-employed)*



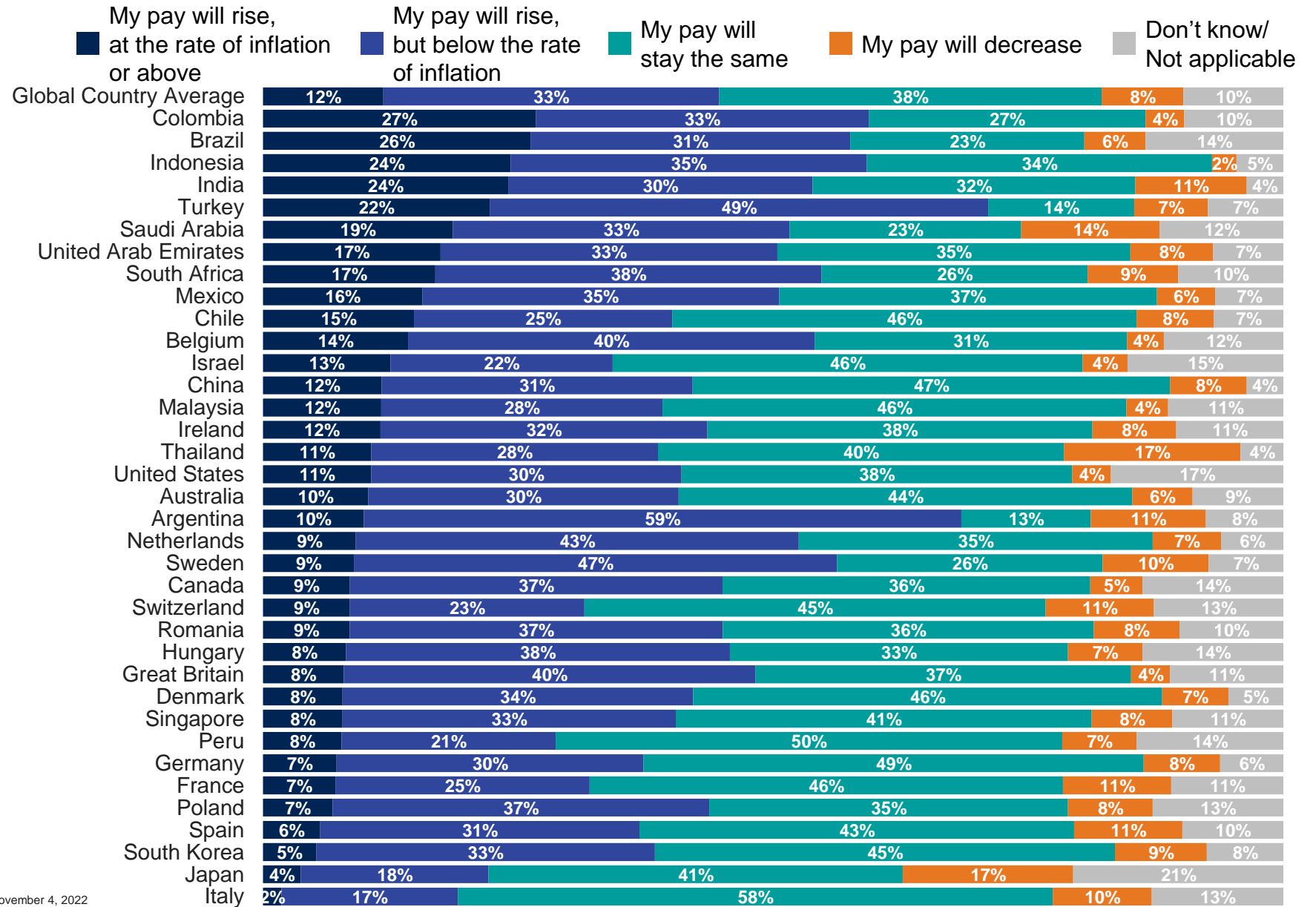
Base: 14,553 online adults under age 75 across 36 countries, interviewed October 21-November 4, 2022

The "Global Country Average" reflects the average result for all the countries and markets where the survey was conducted. It has not been adjusted to the population size of each country or market and is not intended to suggest a total result.

The samples in Brazil, Chile, China (mainland), Colombia, India, Indonesia, Ireland, Malaysia, Mexico, Peru, Saudi Arabia, South Africa, Thailand, Turkey, and the UAE are more urban, more educated, and/or more affluent than the general population

# Over the next year, how, if at all, do you expect the rate of pay you receive from your current employer to change?

Among those employed (excluding self-employed)



Base: 14,553 online adults under age 75 across 36 countries, interviewed October 21-November 4, 2022

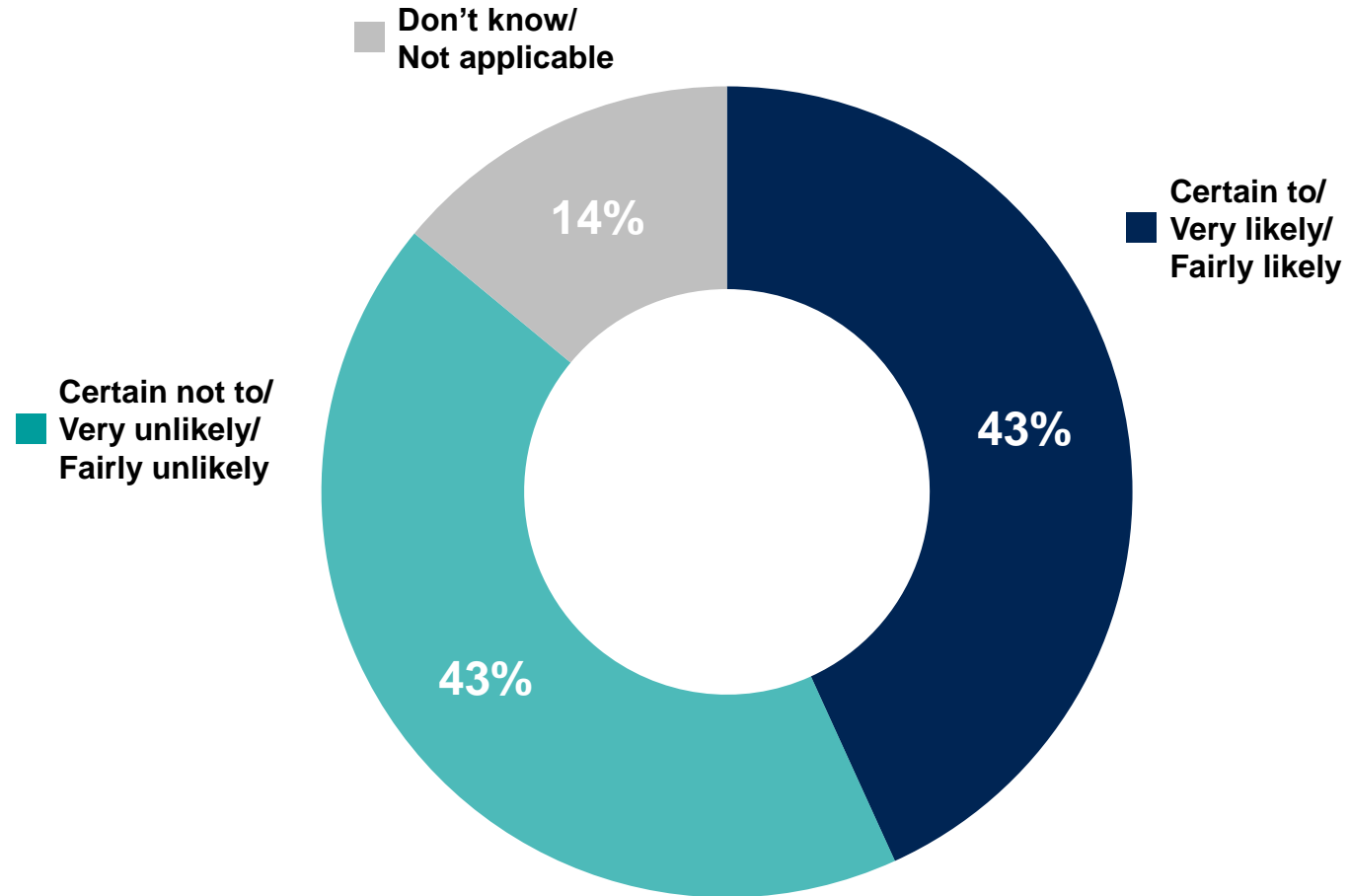
The "Global Country Average" reflects the average result for all the countries and markets where the survey was conducted. It has not been adjusted to the population size of each country or market and is not intended to suggest a total result.

The samples in Brazil, Chile, China (mainland), Colombia, India, Indonesia, Ireland, Malaysia, Mexico, Peru, Saudi Arabia, South Africa, Thailand, Turkey, and the UAE are more urban, more educated, and/or more affluent than the general population

# JOB SEARCH INTENTIONS

# Over the next year, how likely, if at all, are you to look for a new job with a different employer?

Global Country Average % among those employed (excluding self-employed)



Base: 14,553 online adults under age 75 across 36 countries, interviewed October 21-November 4, 2022

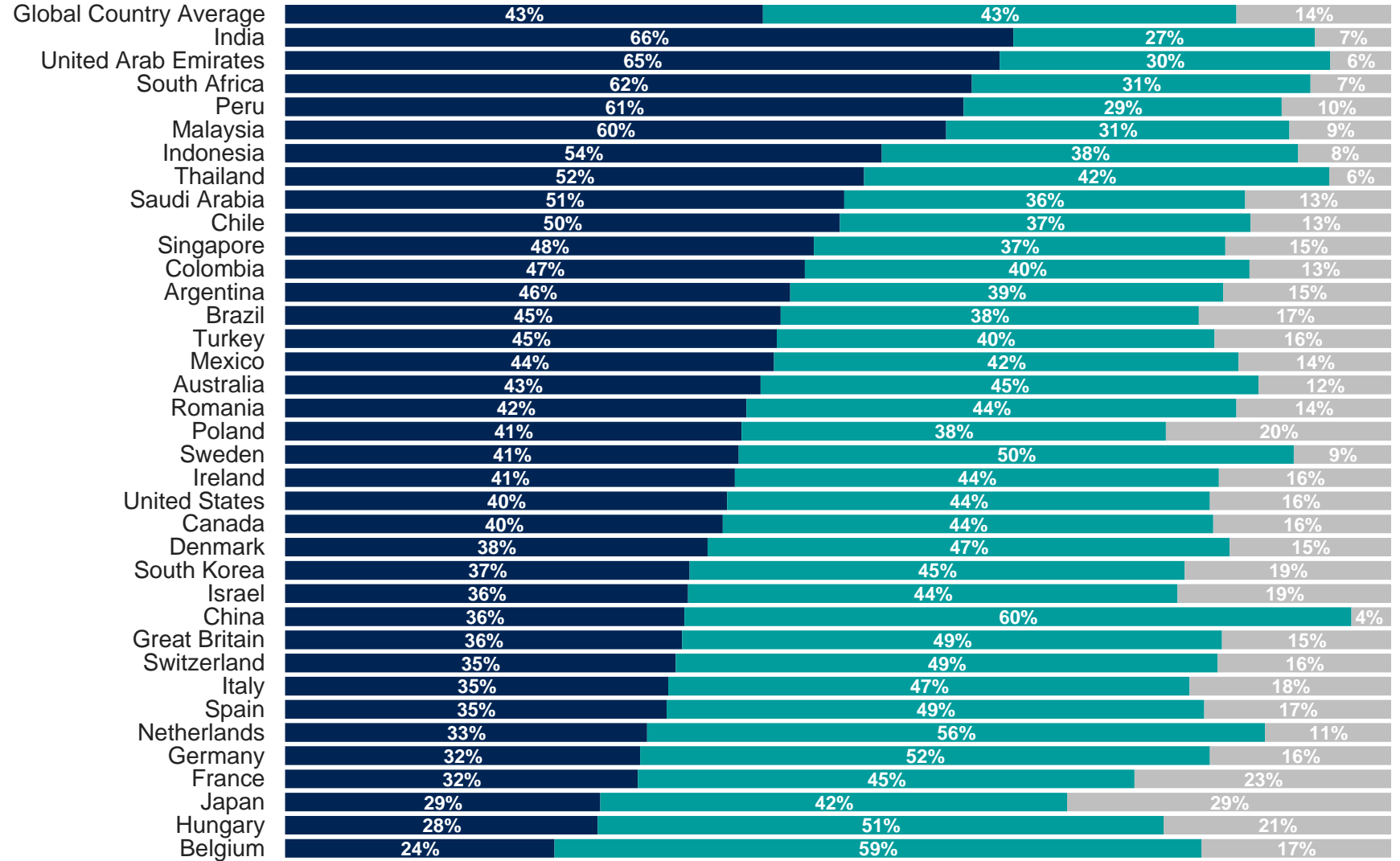
The "Global Country Average" reflects the average result for all the countries and markets where the survey was conducted. It has not been adjusted to the population size of each country or market and is not intended to suggest a total result.

The samples in Brazil, Chile, China (mainland), Colombia, India, Indonesia, Ireland, Malaysia, Mexico, Peru, Saudi Arabia, South Africa, Thailand, Turkey, and the UAE are more urban, more educated, and/or more affluent than the general population

# Over the next year, how likely, if at all, are you to look for a new job with a different employer?

Global Country Average % among those employed (excluding self-employed)

■ Certain to/very likely/fairly likely
 ■ Certain not to/very unlikely/fairly unlikely
 ■ Don't know/Not applicable



Base: 14,553 online adults under age 75 across 36 countries, interviewed October 21-November 4, 2022

The "Global Country Average" reflects the average result for all the countries and markets where the survey was conducted. It has not been adjusted to the population size of each country or market and is not intended to suggest a total result.

The samples in Brazil, Chile, China (mainland), Colombia, India, Indonesia, Ireland, Malaysia, Mexico, Peru, Saudi Arabia, South Africa, Thailand, Turkey, and the UAE are more urban, more educated, and/or more affluent than the general population

# Methodology

---

These are the results of a 36-country survey conducted by Ipsos on its Global Advisor online platform. Ipsos interviewed a total of 24,471 adults aged 18-74 in the United States, Canada, Republic of Ireland, Israel, Malaysia, South Africa, and Turkey, 20-74 in Thailand, 21-74 in Indonesia and Singapore, and 16-74 in 26 other markets between Friday, October 21 and Friday, November 4, 2022.

The sample consists of approximately 1,000 individuals in each of Australia, Brazil, Canada, mainland China, France, Germany, Great Britain, Italy, Japan, Mexico, Spain, South Africa, South Korea, and the U.S., and 500 individuals in each of Argentina, Belgium, Chile, Colombia, Denmark, Hungary, India, Indonesia, Ireland, Israel, Malaysia, the Netherlands, Peru, Poland, Romania, Saudi Arabia, Singapore, Sweden, Switzerland, Thailand, Turkey, and the United Arab Emirates.

The samples in Argentina, Australia, Belgium, Canada, Denmark, France, Germany, Great Britain, Hungary, Italy, Japan, the Netherlands, Poland, Romania, South Korea, Spain, Sweden, Switzerland, and the U.S. can be taken as representative of their general adult population under the age of 75.

The samples in Brazil, Chile, mainland China, Colombia, India, Indonesia, Ireland, Israel, Malaysia, Mexico, Peru, Saudi Arabia, Singapore, South Africa, Thailand, Turkey, and United Arab Emirates are more urban, more educated, and/or more affluent than the general population. The survey results for these countries should be viewed as reflecting the views of the more “connected” segment of their population.

The data is weighted so that each country’s sample composition best reflects the demographic profile of the adult population according to the most recent census data.

“The Global Country Average” reflects the average result for all the countries and markets where the survey was conducted. It has not been adjusted to the population size of each country or market and is not intended to suggest a total result.

Where results do not sum to 100 or the ‘difference’ appears to be +/-1 more/less than the actual, this may be due to rounding, multiple responses, or the exclusion of “don’t know” or not stated responses.

The precision of Ipsos online polls is calculated using a credibility interval with a poll of 1,000 accurate to +/- 3.5 percentage points and of 500 accurate to +/- 5.0 percentage points. For more information on Ipsos’ use of credibility intervals, please visit the Ipsos website.

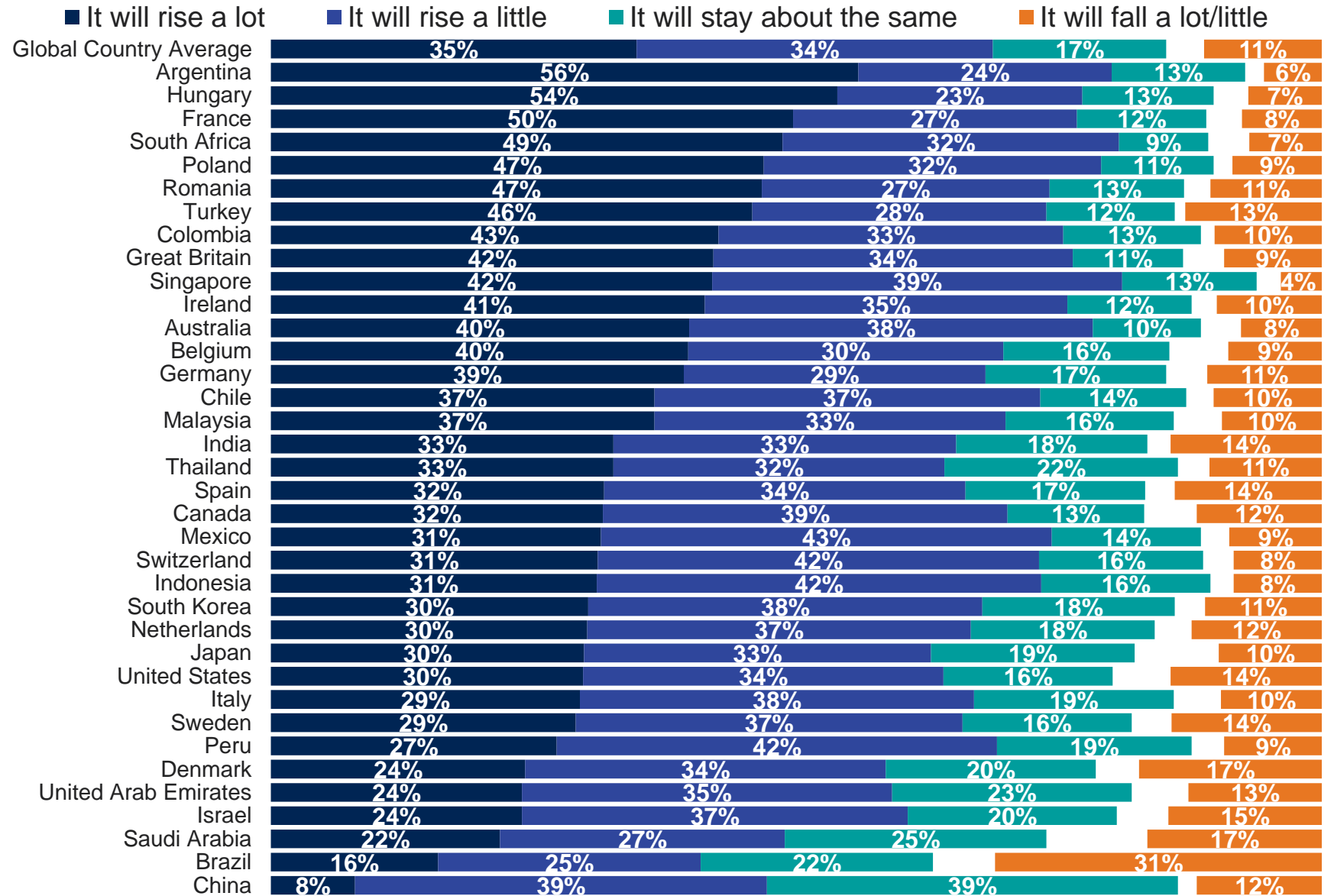
The publication of these findings abides by local rules and regulations.



# APPENDIX

# Over the next year, do you think each of the following will rise, decline, or stay at about the same level?

- The rate of inflation (how much prices are going up by)



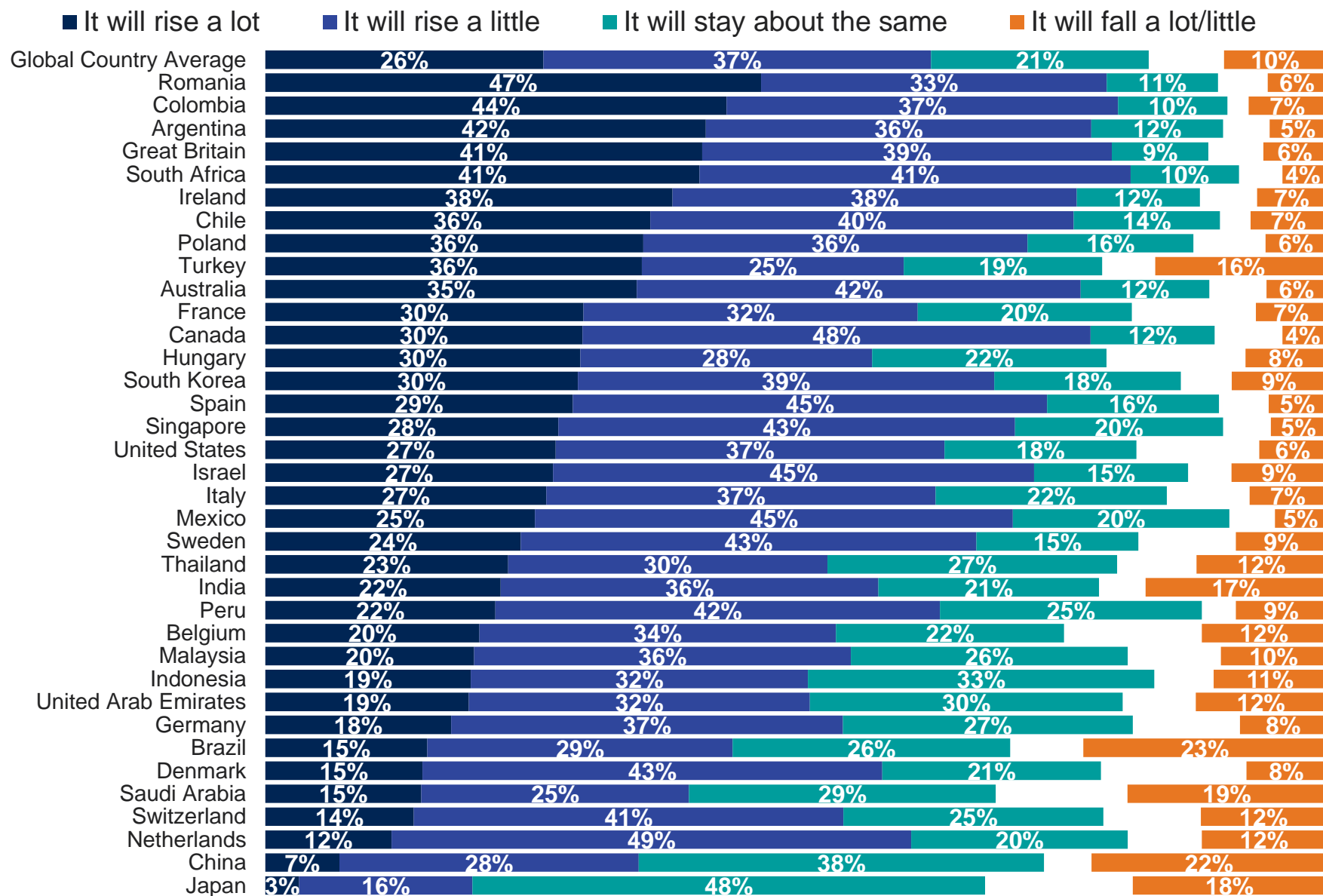
Base: 24,471 online adults under age 75 across 36 countries, interviewed October 21-November 4, 2022

The "Global Country Average" reflects the average result for all the countries and markets where the survey was conducted. It has not been adjusted to the population size of each country or market and is not intended to suggest a total result.

The samples in Brazil, Chile, China (mainland), Colombia, India, Indonesia, Ireland, Malaysia, Mexico, Peru, Saudi Arabia, South Africa, Thailand, Turkey, and the UAE are more urban, more educated, and/or more affluent than the general population

# Over the next year, do you think each of the following will rise, decline, or stay at about the same level?

## Interest rates



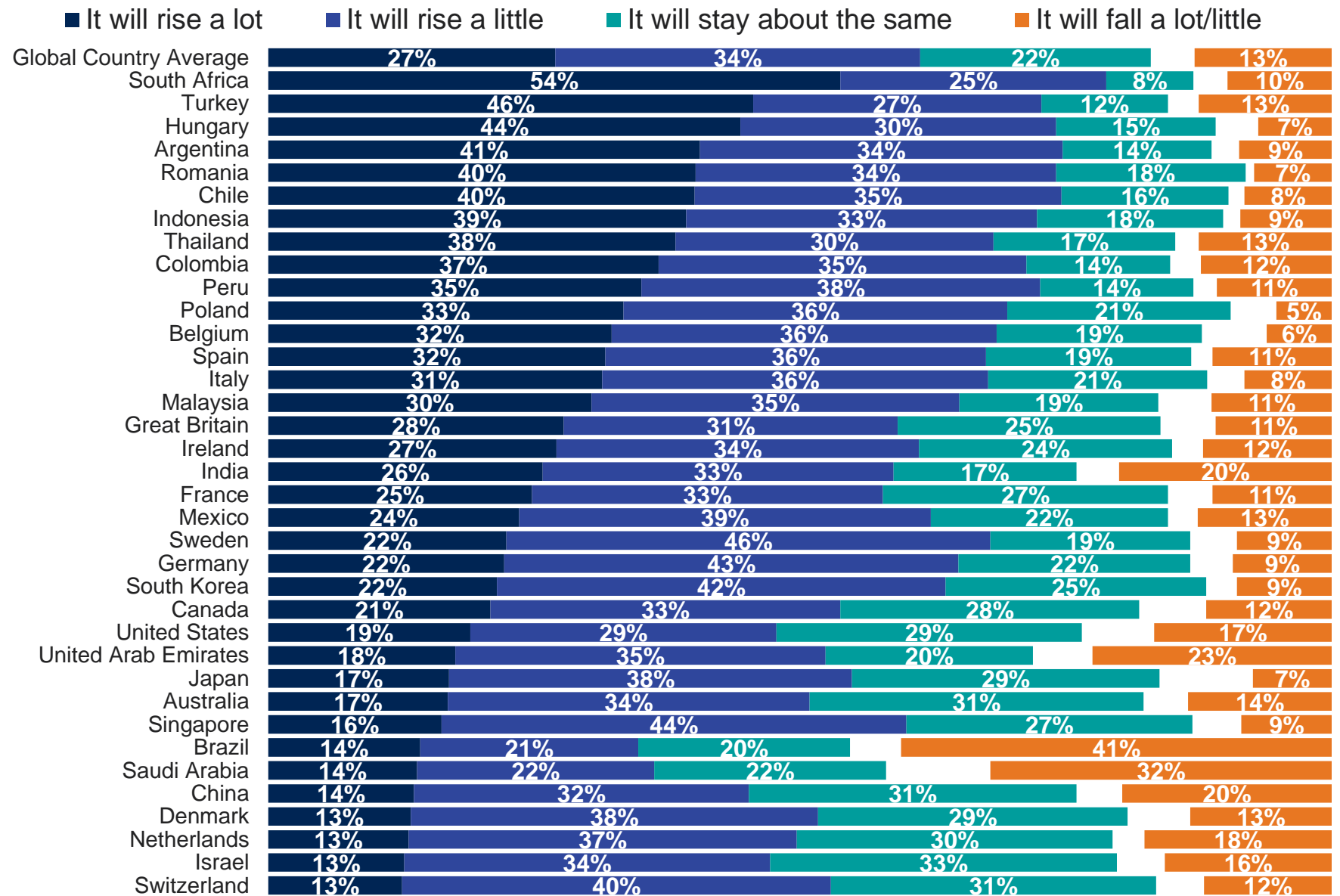
Base: 24,471 online adults under age 75 across 36 countries, interviewed October 21-November 4, 2022

The "Global Country Average" reflects the average result for all the countries and markets where the survey was conducted. It has not been adjusted to the population size of each country or market and is not intended to suggest a total result.

The samples in Brazil, Chile, China (mainland), Colombia, India, Indonesia, Ireland, Malaysia, Mexico, Peru, Saudi Arabia, South Africa, Thailand, Turkey, and the UAE are more urban, more educated, and/or more affluent than the general population

# Over the next year, do you think each of the following will rise, decline, or stay at about the same level?

- The number of unemployed people in my country



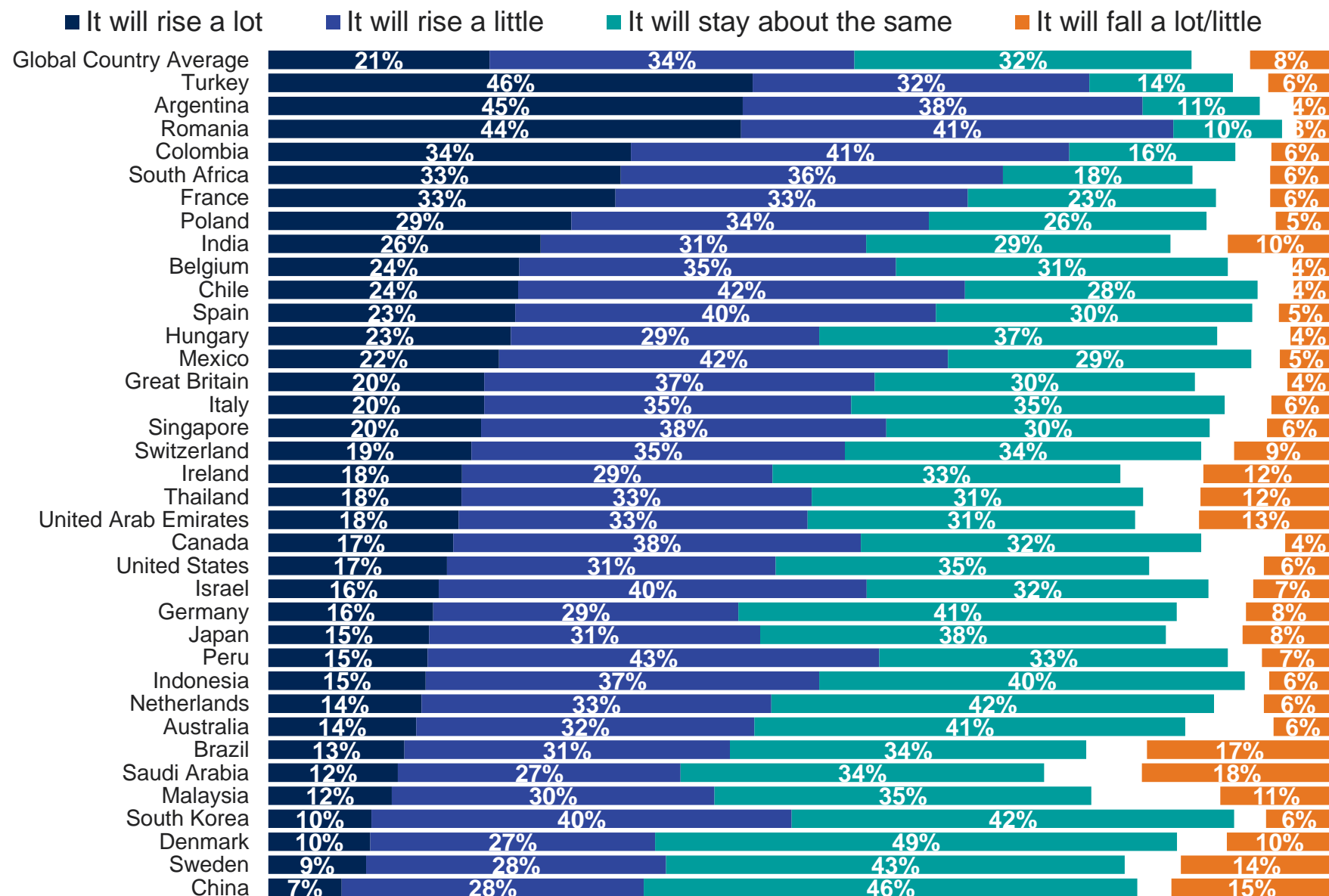
Base: 24,471 online adults under age 75 across 36 countries, interviewed October 21-November 4, 2022

The "Global Country Average" reflects the average result for all the countries and markets where the survey was conducted. It has not been adjusted to the population size of each country or market and is not intended to suggest a total result.

The samples in Brazil, Chile, China (mainland), Colombia, India, Indonesia, Ireland, Malaysia, Mexico, Peru, Saudi Arabia, South Africa, Thailand, Turkey, and the UAE are more urban, more educated, and/or more affluent than the general population

# Over the next year, do you think each of the following will rise, decline, or stay at about the same level?

- The taxes you pay



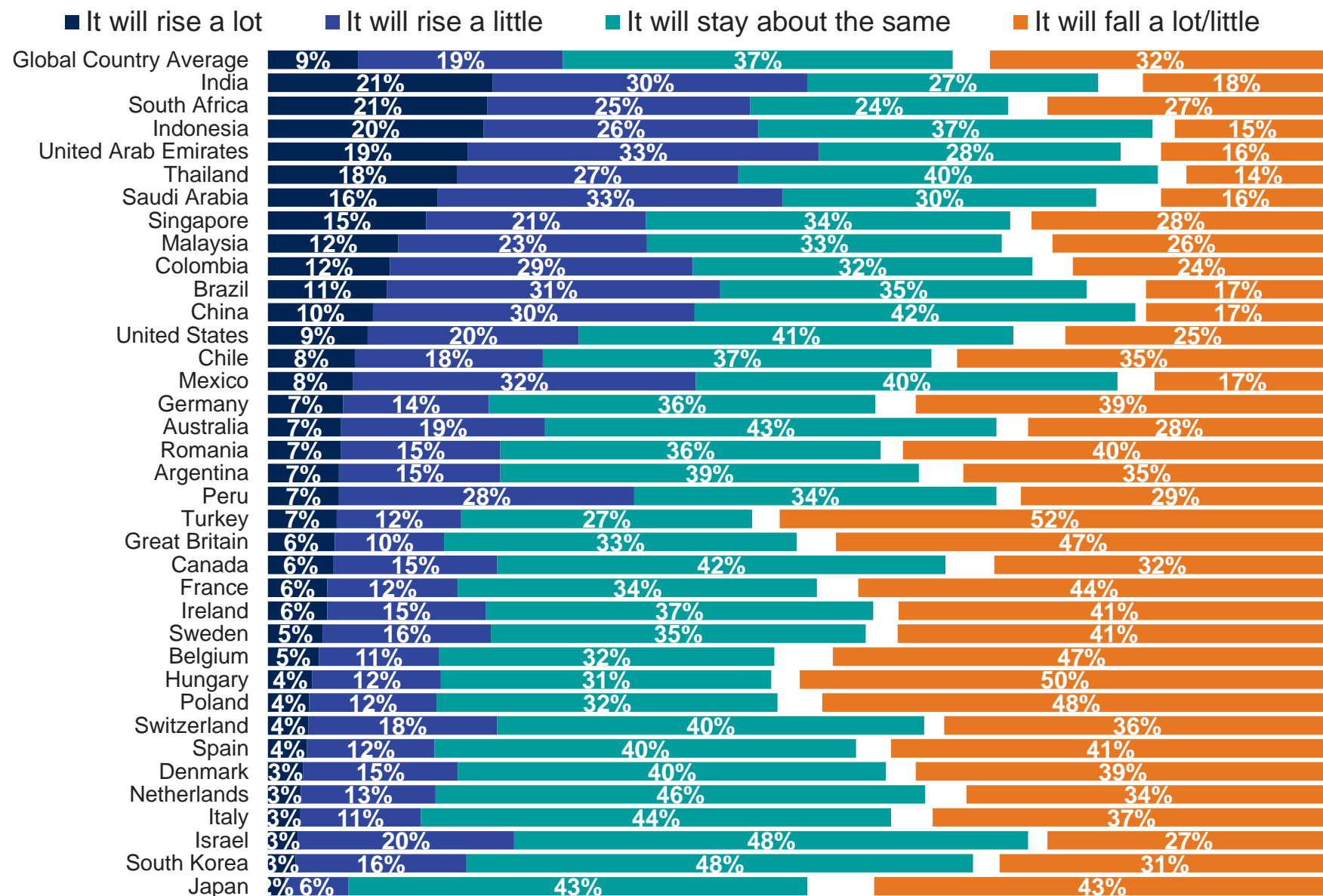
Base: 24,471 online adults under age 75 across 36 countries, interviewed October 21-November 4, 2022

The "Global Country Average" reflects the average result for all the countries and markets where the survey was conducted. It has not been adjusted to the population size of each country or market and is not intended to suggest a total result.

The samples in Brazil, Chile, China (mainland), Colombia, India, Indonesia, Ireland, Malaysia, Mexico, Peru, Saudi Arabia, South Africa, Thailand, Turkey, and the UAE are more urban, more educated, and/or more affluent than the general population

# Over the next year, do you think each of the following will rise, decline, or stay at about the same level?

- Your own standard of living



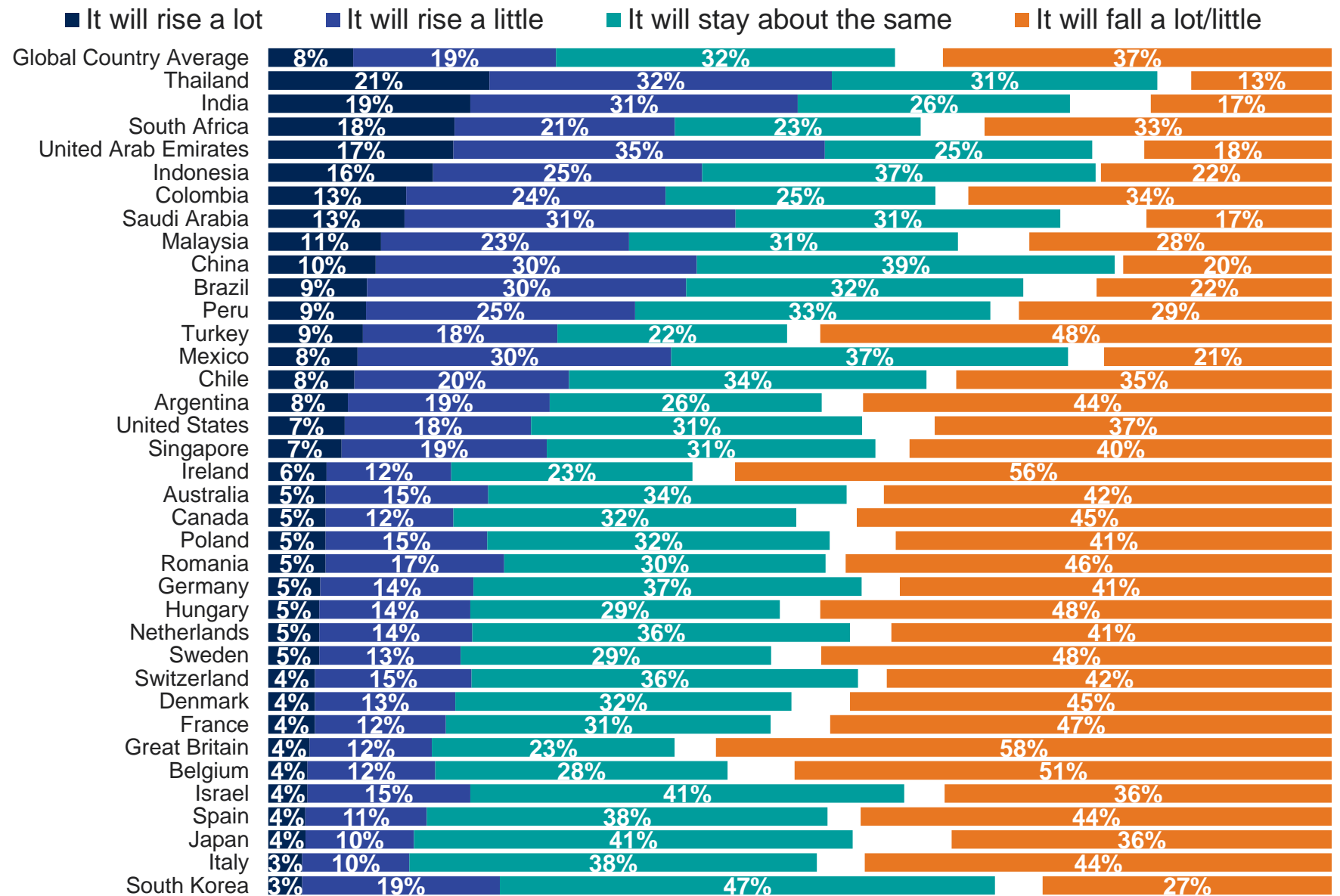
Base: 24,471 online adults under age 75 across 36 countries, interviewed October 21-November 4, 2022

The "Global Country Average" reflects the average result for all the countries and markets where the survey was conducted. It has not been adjusted to the population size of each country or market and is not intended to suggest a total result.

The samples in Brazil, Chile, China (mainland), Colombia, India, Indonesia, Ireland, Malaysia, Mexico, Peru, Saudi Arabia, South Africa, Thailand, Turkey, and the UAE are more urban, more educated, and/or more affluent than the general population

# Over the next year, do you think each of the following will rise, decline, or stay at about the same level?

- Your disposable income (what you can spend after paying your bills for living expenses)



Base: 24,471 online adults under age 75 across 36 countries, interviewed October 21-November 4, 2022

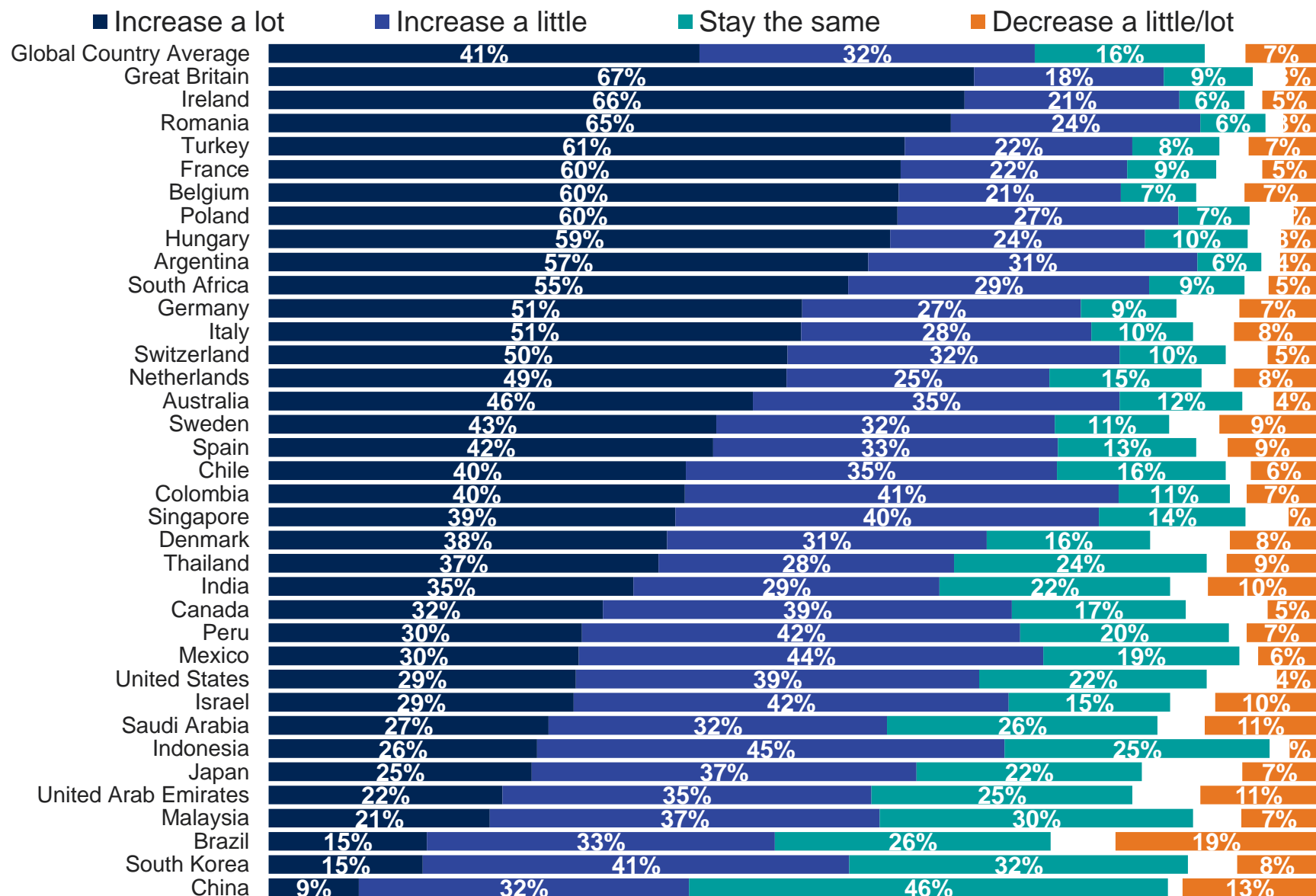
The "Global Country Average" reflects the average result for all the countries and markets where the survey was conducted. It has not been adjusted to the population size of each country or market and is not intended to suggest a total result.

The samples in Brazil, Chile, China (mainland), Colombia, India, Indonesia, Ireland, Malaysia, Mexico, Peru, Saudi Arabia, South Africa, Thailand, Turkey, and the UAE are more urban, more educated, and/or more affluent than the general population



# Thinking now about your household spend in the next six months, for each of the following types of spend, please say whether you expect it to increase, decrease or the stay the same as it is now?

- The cost of your utilities (gas and electricity)



Base: 24,471 online adults under age 75 across 36 countries, interviewed October 21-November 4, 2022

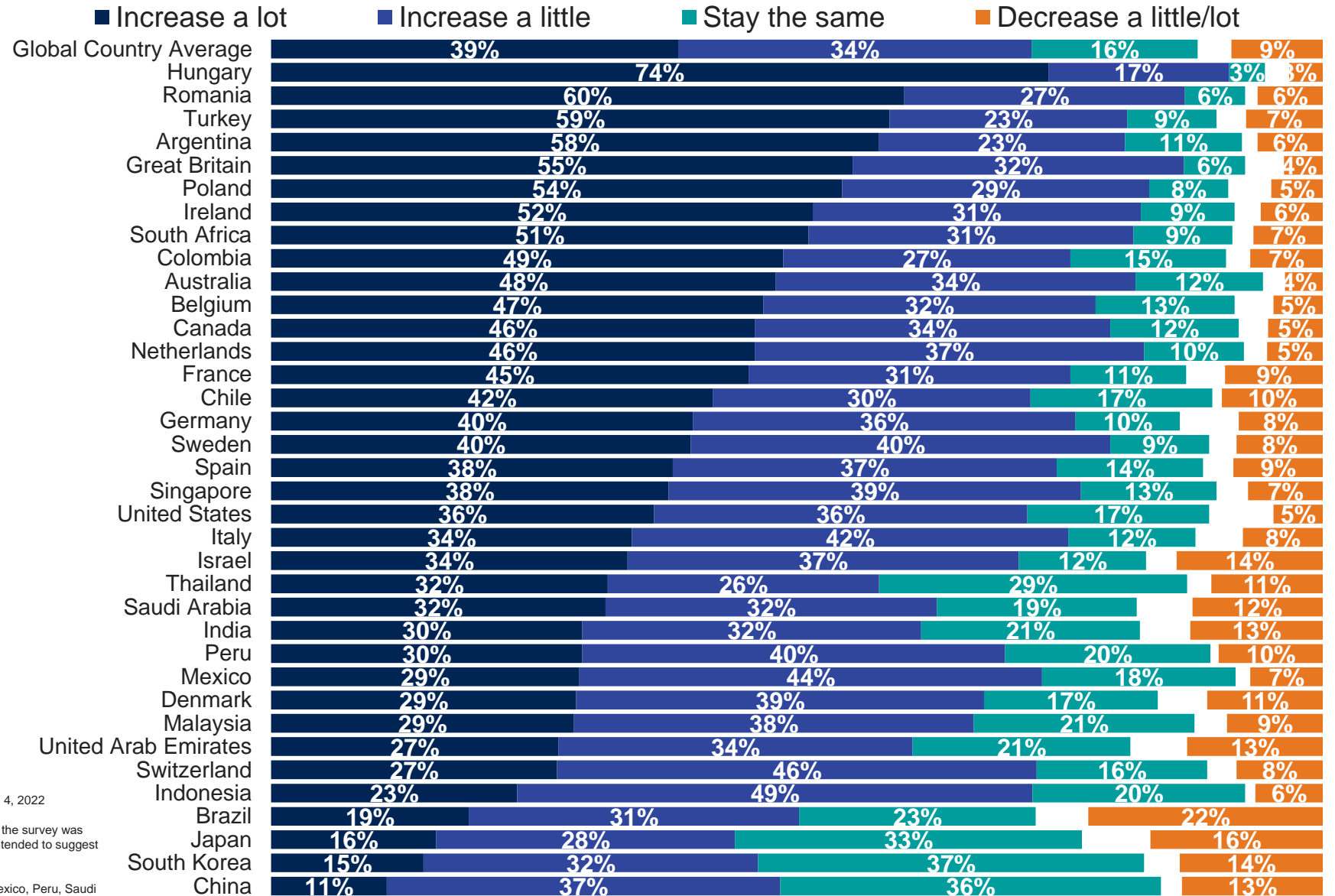
The "Global Country Average" reflects the average result for all the countries and markets where the survey was conducted. It has not been adjusted to the population size of each country or market and is not intended to suggest a total result.

The samples in Brazil, Chile, China (mainland), Colombia, India, Indonesia, Ireland, Malaysia, Mexico, Peru, Saudi Arabia, South Africa, Thailand, Turkey, and the UAE are more urban, more educated, and/or more affluent than the general population



# Thinking now about your household spend in the next six months, for each of the following types of spend, please say whether you expect it to increase, decrease or the stay the same as it is now?

- The cost of your food shopping



Base: 24,471 online adults under age 75 across 36 countries, interviewed October 21-November 4, 2022

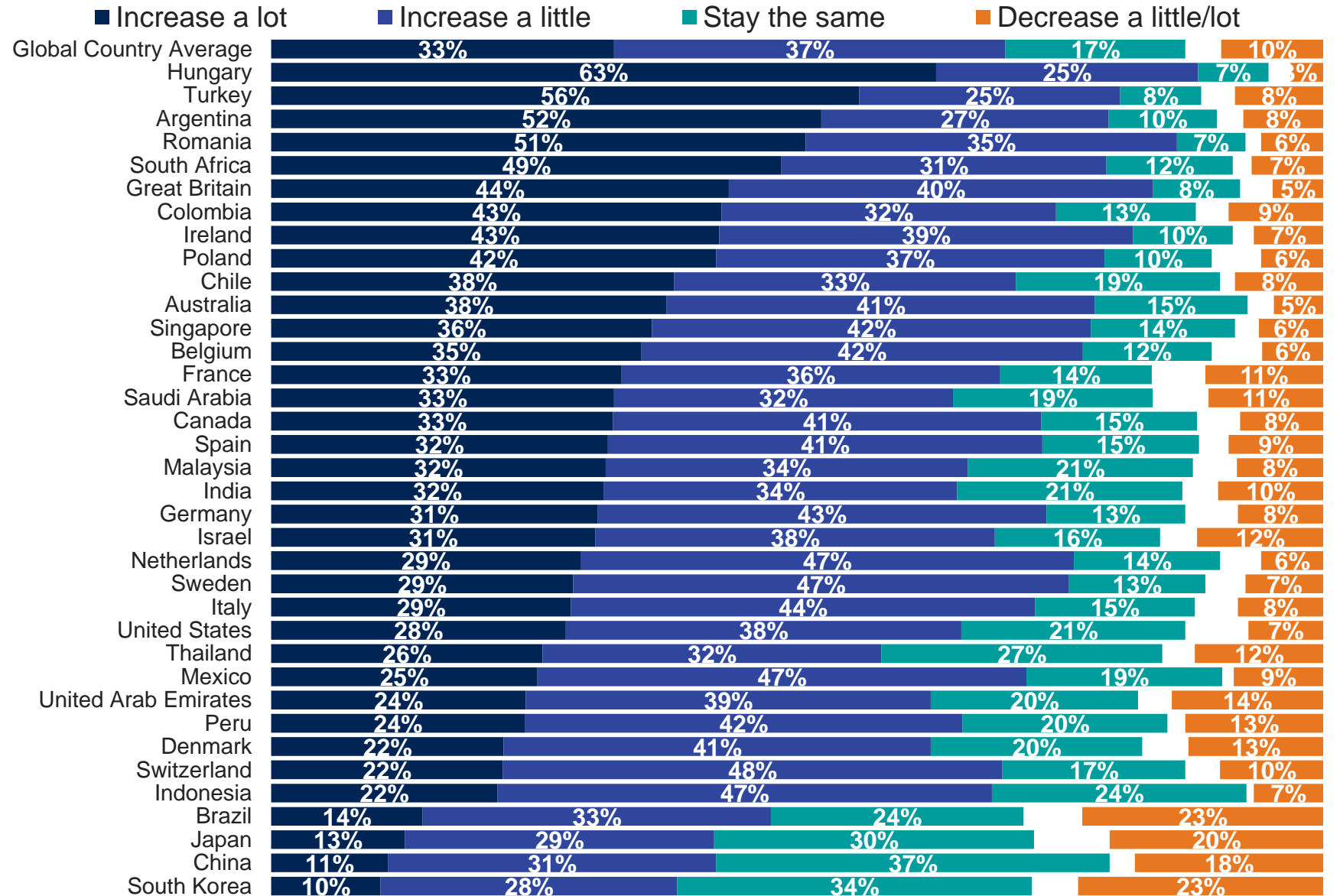
The "Global Country Average" reflects the average result for all the countries and markets where the survey was conducted. It has not been adjusted to the population size of each country or market and is not intended to suggest a total result.

The samples in Brazil, Chile, China (mainland), Colombia, India, Indonesia, Ireland, Malaysia, Mexico, Peru, Saudi Arabia, South Africa, Thailand, Turkey, and the UAE are more urban, more educated, and/or more affluent than the general population



# Thinking now about your household spend in the next six months, for each of the following types of spend, please say whether you expect it to increase, decrease or the stay the same as it is now?

- The cost of your other household shopping



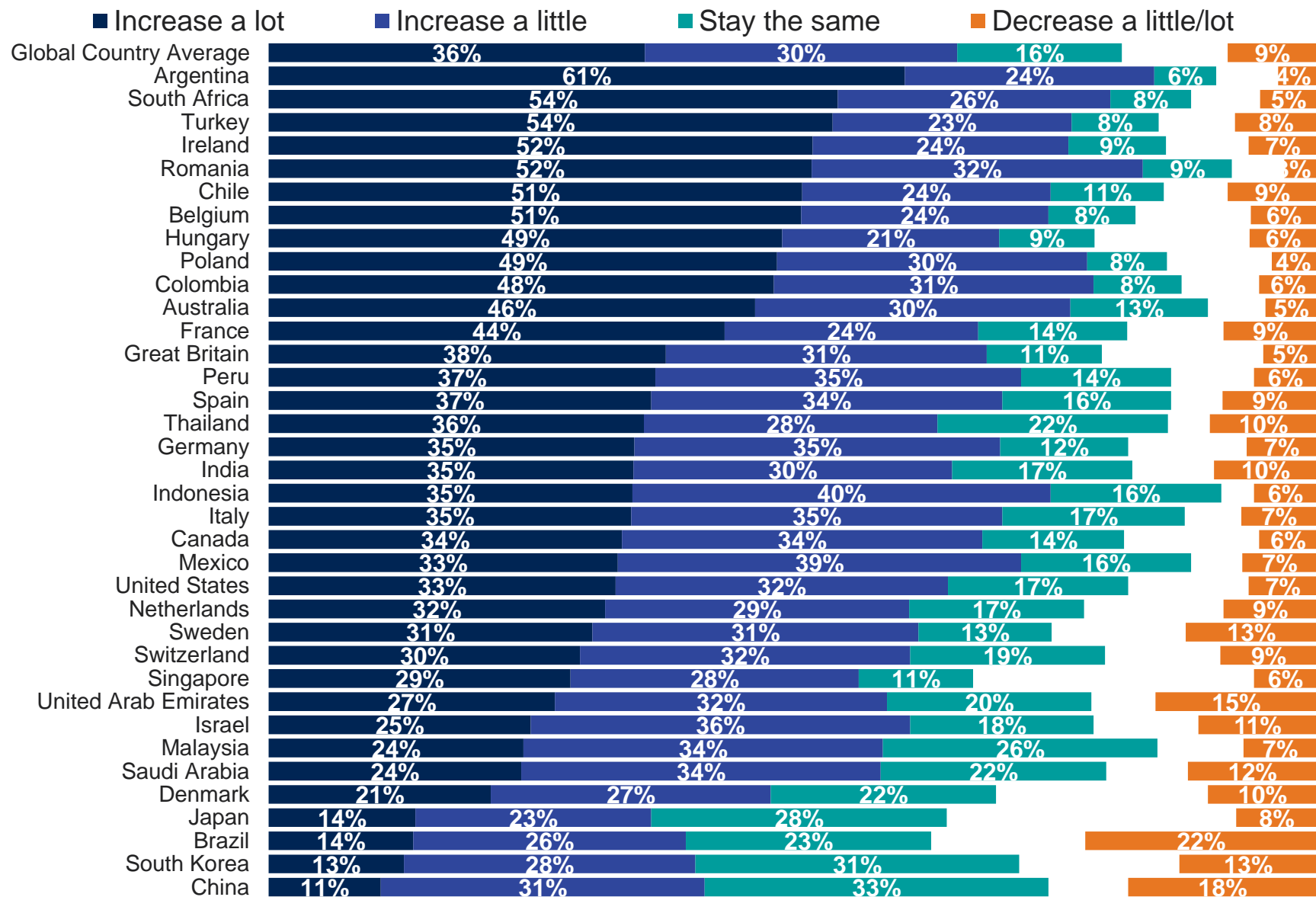
Base: 24,471 online adults under age 75 across 36 countries, interviewed October 21-November 4, 2022

The "Global Country Average" reflects the average result for all the countries and markets where the survey was conducted. It has not been adjusted to the population size of each country or market and is not intended to suggest a total result.

The samples in Brazil, Chile, China (mainland), Colombia, India, Indonesia, Ireland, Malaysia, Mexico, Peru, Saudi Arabia, South Africa, Thailand, Turkey, and the UAE are more urban, more educated, and/or more affluent than the general population

# Thinking now about your household spend in the next six months, for each of the following types of spend, please say whether you expect it to increase, decrease or the stay the same as it is now?

- Your motoring fuel costs, e.g. petrol, diesel, etc.



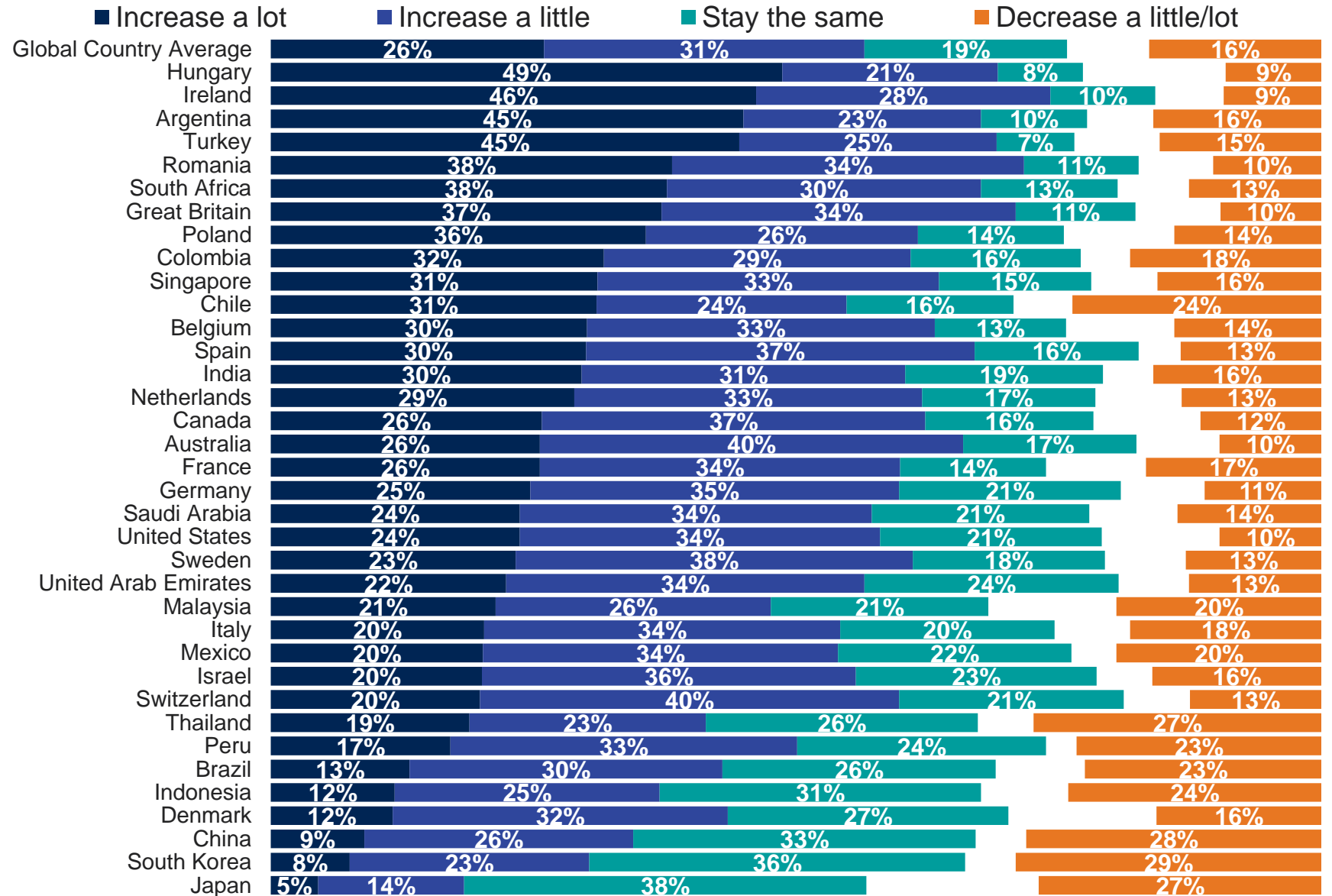
Base: 24,471 online adults under age 75 across 36 countries, interviewed October 21-November 4, 2022

The "Global Country Average" reflects the average result for all the countries and markets where the survey was conducted. It has not been adjusted to the population size of each country or market and is not intended to suggest a total result.

The samples in Brazil, Chile, China (mainland), Colombia, India, Indonesia, Ireland, Malaysia, Mexico, Peru, Saudi Arabia, South Africa, Thailand, Turkey, and the UAE are more urban, more educated, and/or more affluent than the general population

# Thinking now about your household spend in the next six months, for each of the following types of spend, please say whether you expect it to increase, decrease or the stay the same as it is now?

- The overall cost of going out socialising (cinema, cafes, restaurants, clubs, etc.)



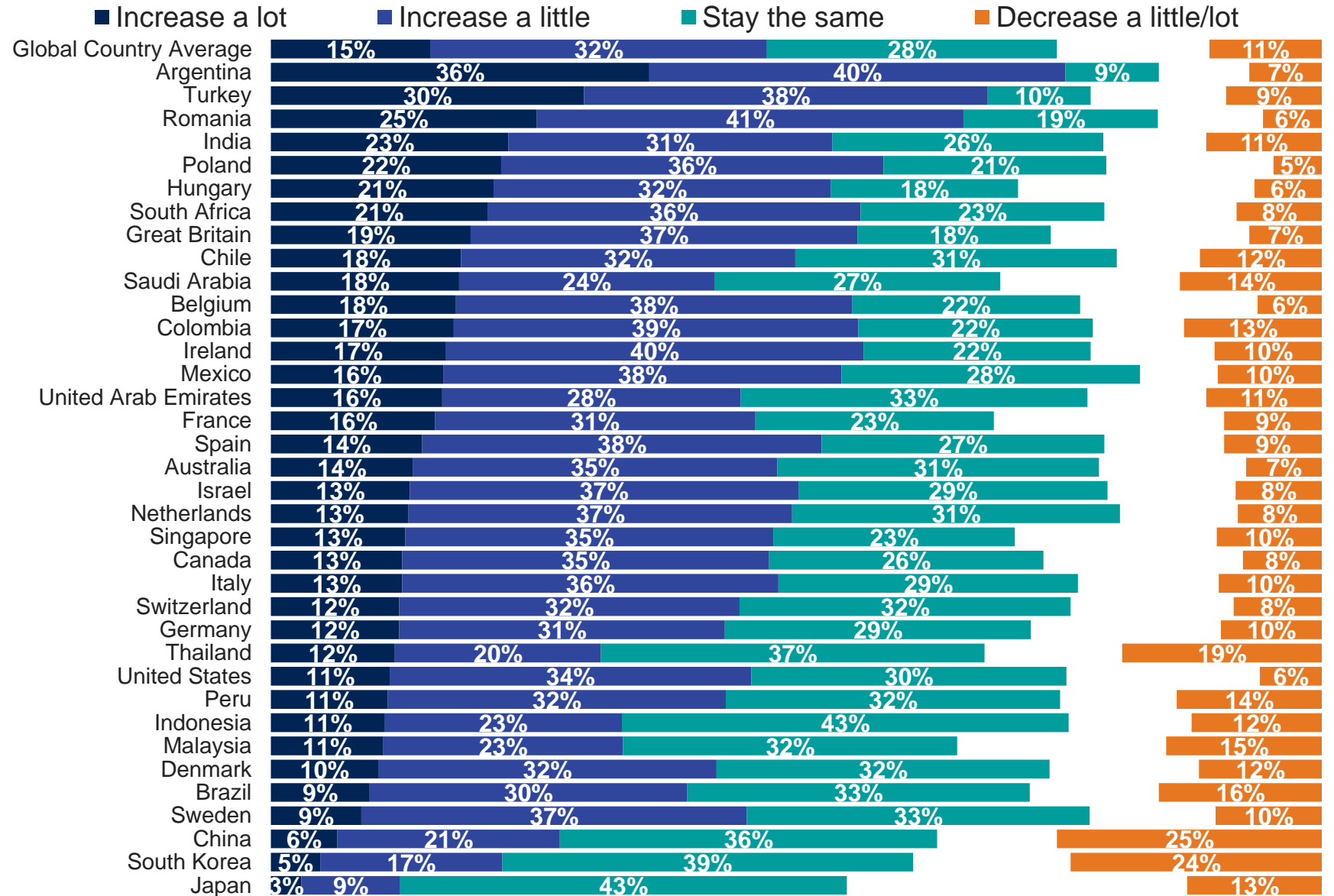
Base: 24,471 online adults under age 75 across 36 countries, interviewed October 21-November 4, 2022

The "Global Country Average" reflects the average result for all the countries and markets where the survey was conducted. It has not been adjusted to the population size of each country or market and is not intended to suggest a total result.

The samples in Brazil, Chile, China (mainland), Colombia, India, Indonesia, Ireland, Malaysia, Mexico, Peru, Saudi Arabia, South Africa, Thailand, Turkey, and the UAE are more urban, more educated, and/or more affluent than the general population

# Thinking now about your household spend in the next six months, for each of the following types of spend, please say whether you expect it to increase, decrease or the stay the same as it is now?

- The overall cost of your subscriptions, e.g. Netflix, gym memberships, etc.



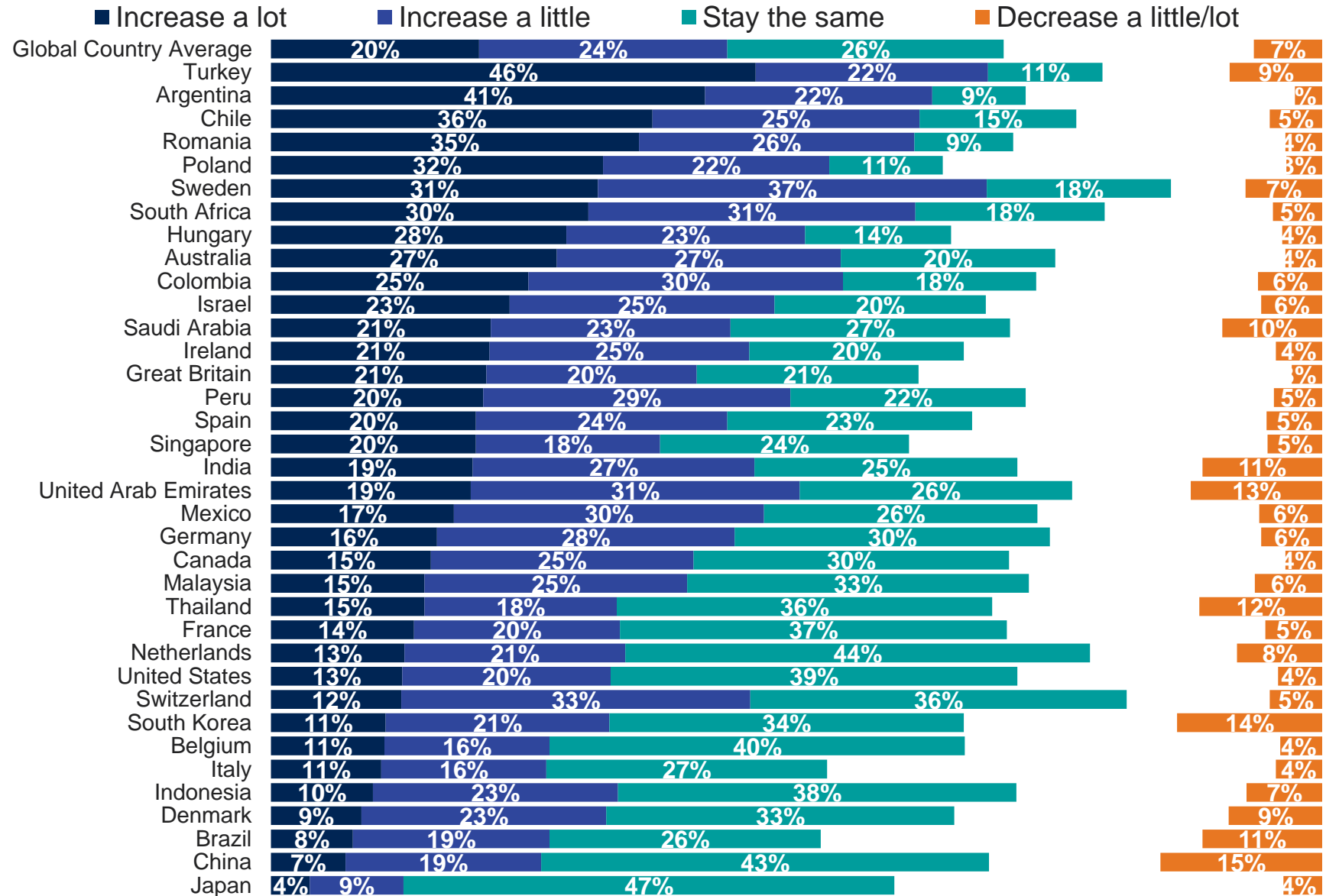
Base: 24,471 online adults under age 75 across 36 countries, interviewed October 21-November 4, 2022

The "Global Country Average" reflects the average result for all the countries and markets where the survey was conducted. It has not been adjusted to the population size of each country or market and is not intended to suggest a total result.

The samples in Brazil, Chile, China (mainland), Colombia, India, Indonesia, Ireland, Malaysia, Mexico, Peru, Saudi Arabia, South Africa, Thailand, Turkey, and the UAE are more urban, more educated, and/or more affluent than the general population

# Thinking now about your household spend in the next six months, for each of the following types of spend, please say whether you expect it to increase, decrease or the stay the same as it is now?

## Your mortgage/rent



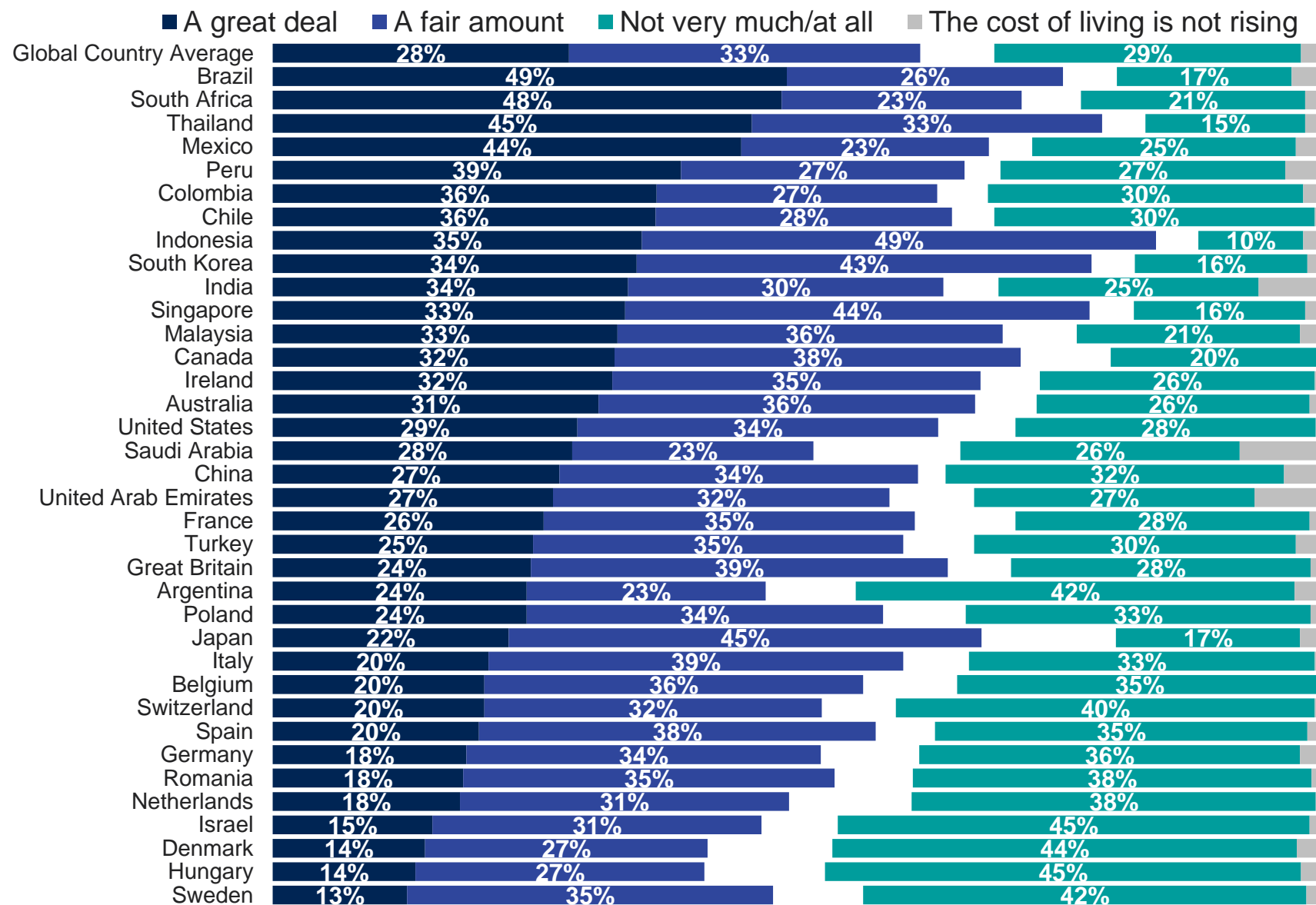
Base: 24,471 online adults under age 75 across 36 countries, interviewed October 21-November 4, 2022

The "Global Country Average" reflects the average result for all the countries and markets where the survey was conducted. It has not been adjusted to the population size of each country or market and is not intended to suggest a total result.

The samples in Brazil, Chile, China (mainland), Colombia, India, Indonesia, Ireland, Malaysia, Mexico, Peru, Saudi Arabia, South Africa, Thailand, Turkey, and the UAE are more urban, more educated, and/or more affluent than the general population

# How much, if at all, do you think each of the following are contributing to the rising cost of living in [COUNTRY] today?

- The COVID-19 pandemic



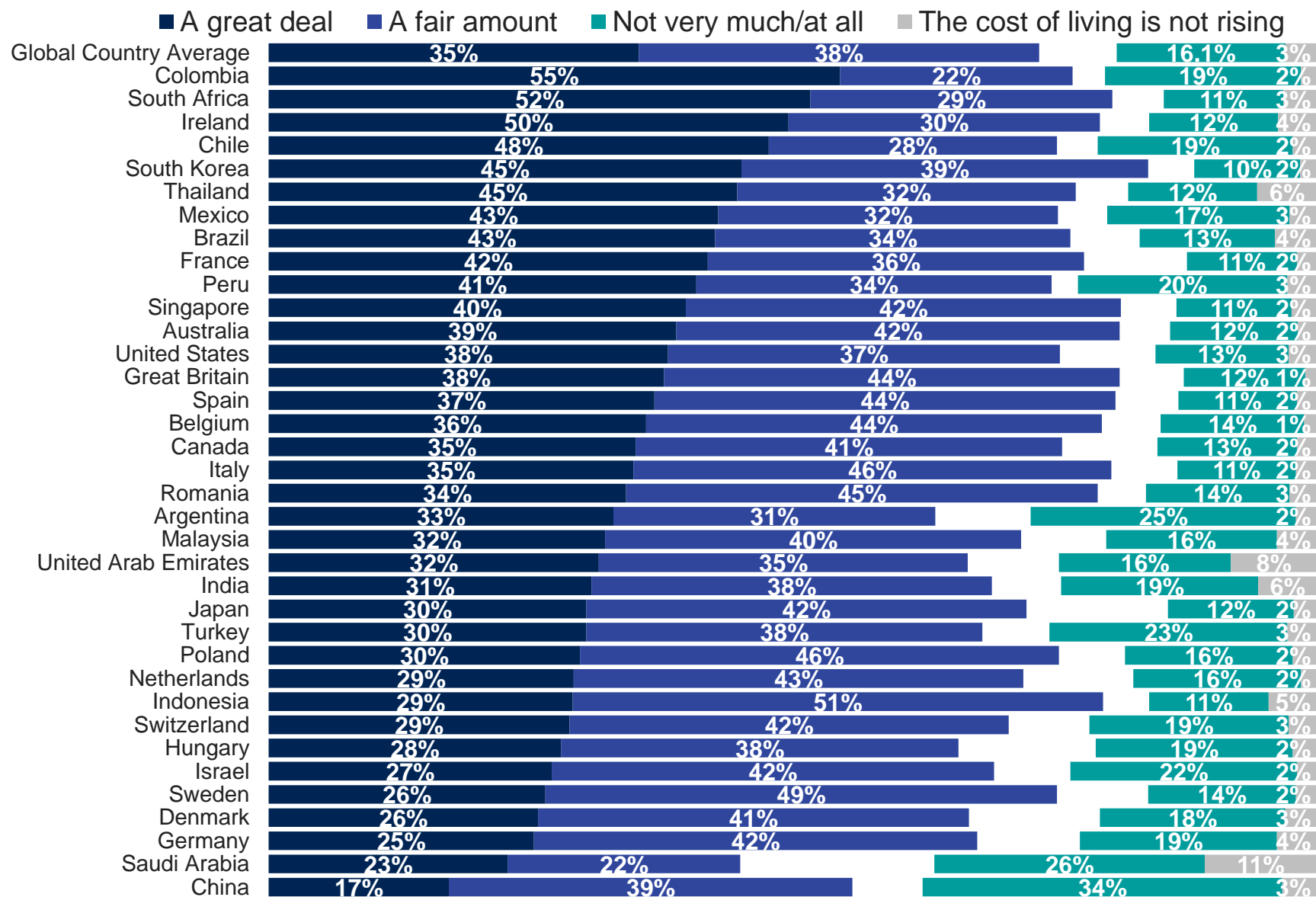
Base: 24,471 online adults under age 75 across 36 countries, interviewed October 21-November 4, 2022

The "Global Country Average" reflects the average result for all the countries and markets where the survey was conducted. It has not been adjusted to the population size of each country or market and is not intended to suggest a total result.

The samples in Brazil, Chile, China (mainland), Colombia, India, Indonesia, Ireland, Malaysia, Mexico, Peru, Saudi Arabia, South Africa, Thailand, Turkey, and the UAE are more urban, more educated, and/or more affluent than the general population

# How much, if at all, do you think each of the following are contributing to the rising cost of living in [COUNTRY] today?

- The state of the global economy



Base: 24,471 online adults under age 75 across 36 countries, interviewed October 21-November 4, 2022

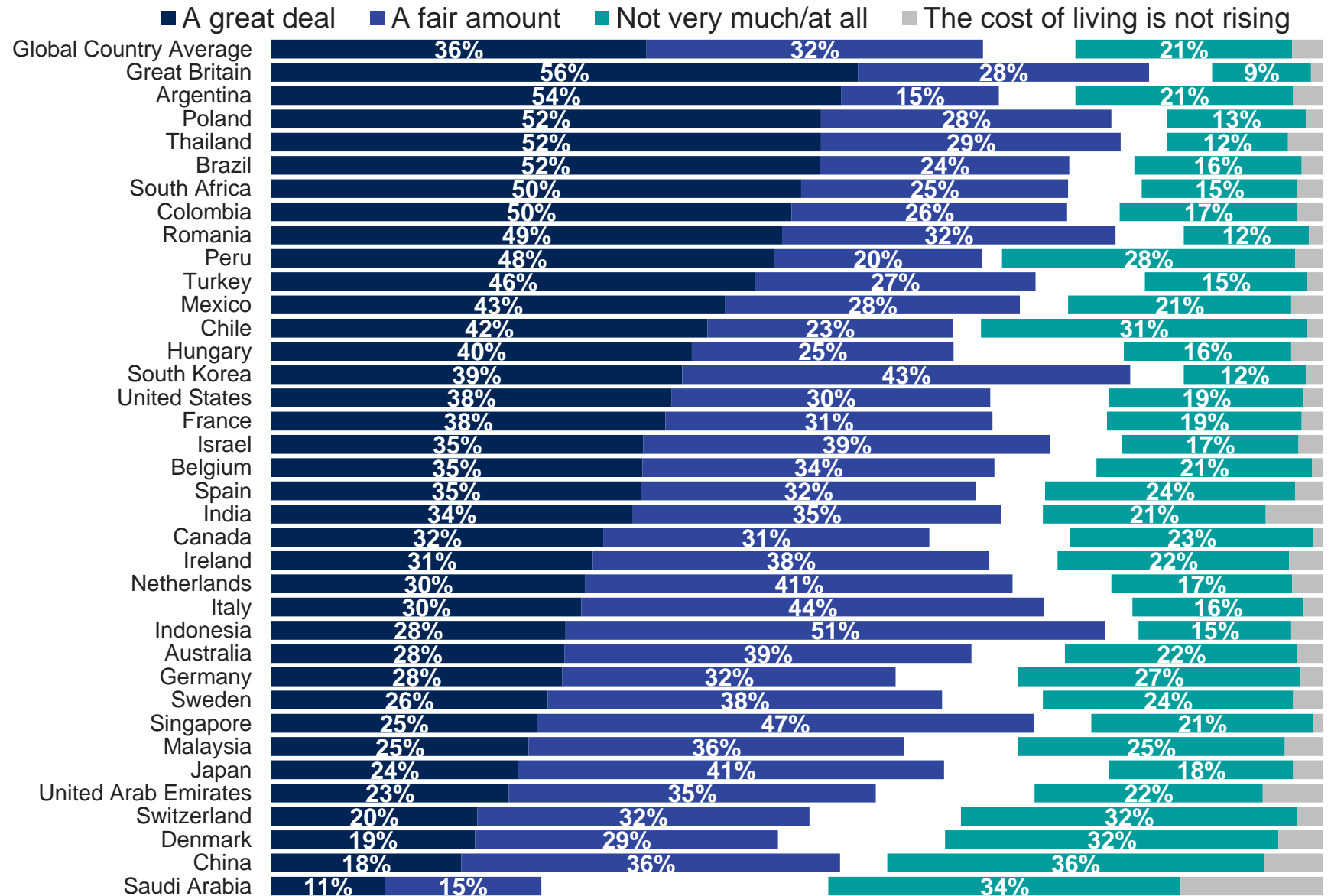
The "Global Country Average" reflects the average result for all the countries and markets where the survey was conducted. It has not been adjusted to the population size of each country or market and is not intended to suggest a total result.

The samples in Brazil, Chile, China (mainland), Colombia, India, Indonesia, Ireland, Malaysia, Mexico, Peru, Saudi Arabia, South Africa, Thailand, Turkey, and the UAE are more urban, more educated, and/or more affluent than the general population



# How much, if at all, do you think each of the following are contributing to the rising cost of living in [COUNTRY] today?

- The policies of my national government



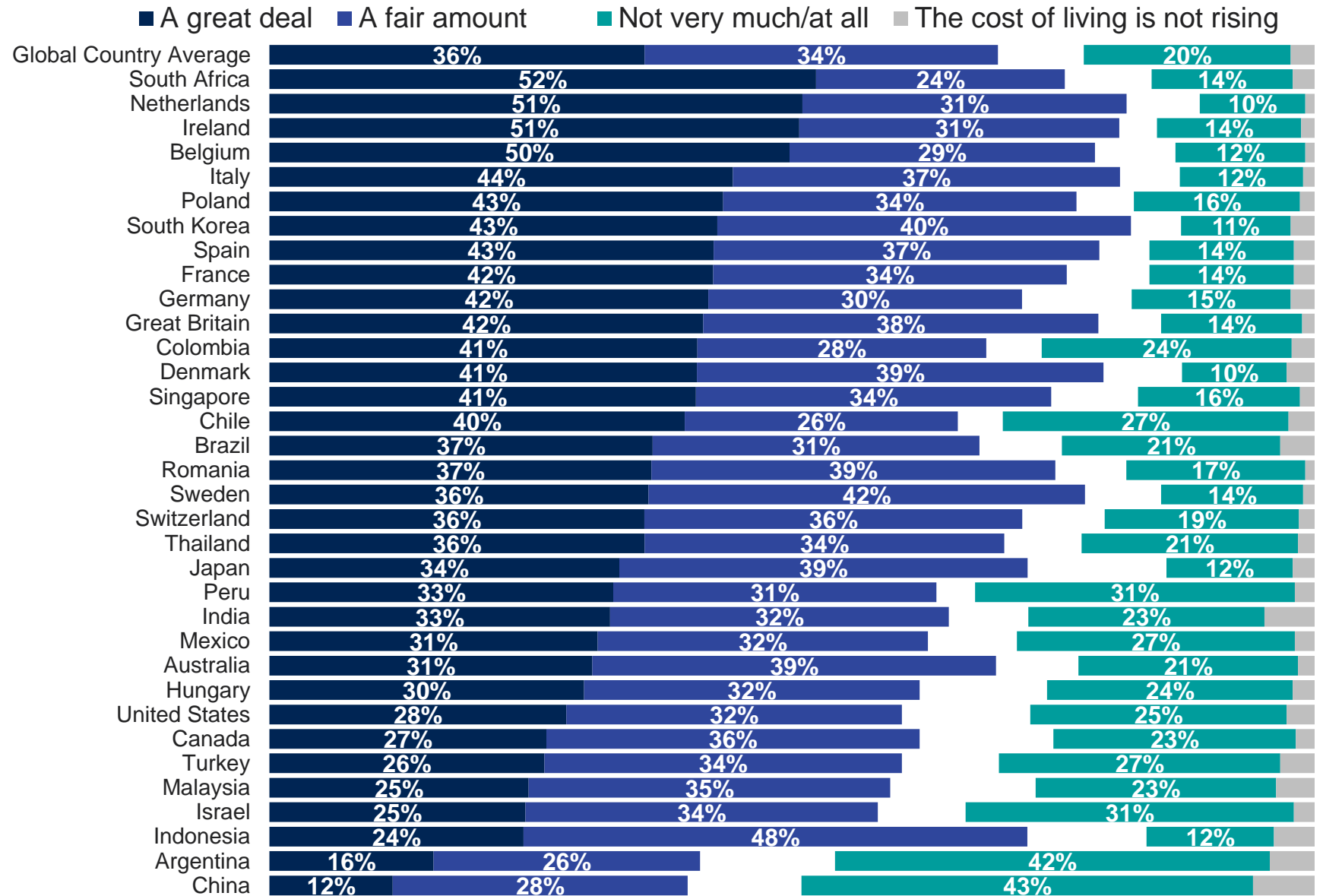
Base: 24,471 online adults under age 75 across 36 countries, interviewed October 21-November 4, 2022

The "Global Country Average" reflects the average result for all the countries and markets where the survey was conducted. It has not been adjusted to the population size of each country or market and is not intended to suggest a total result.

The samples in Brazil, Chile, China (mainland), Colombia, India, Indonesia, Ireland, Malaysia, Mexico, Peru, Saudi Arabia, South Africa, Thailand, Turkey, and the UAE are more urban, more educated, and/or more affluent than the general population

# How much, if at all, do you think each of the following are contributing to the rising cost of living in [COUNTRY] today?

- The Russian invasion of Ukraine and its consequences



Base: 24,471 online adults under age 75 across 36 countries, interviewed October 21-November 4, 2022

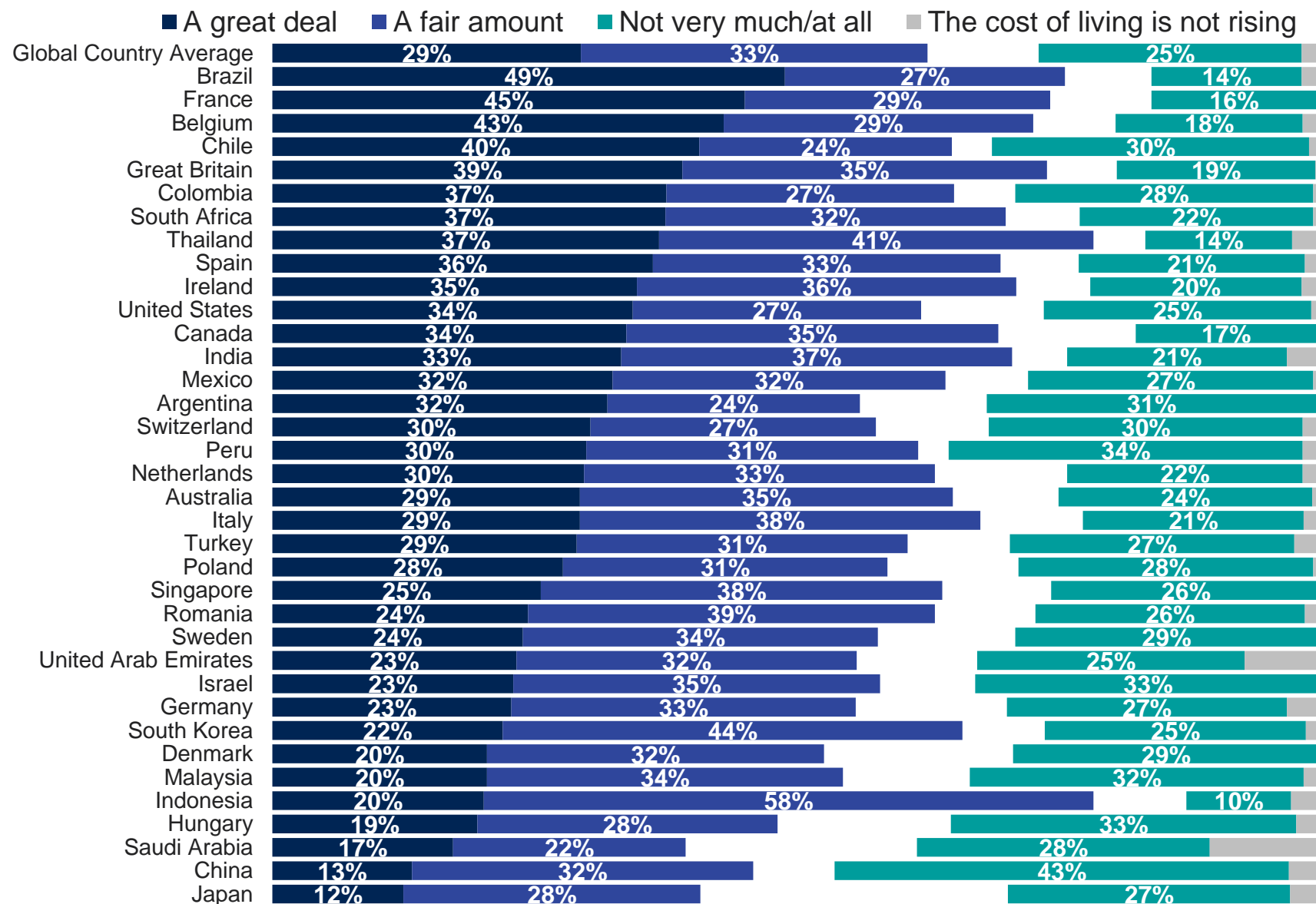
The "Global Country Average" reflects the average result for all the countries and markets where the survey was conducted. It has not been adjusted to the population size of each country or market and is not intended to suggest a total result.

The samples in Brazil, Chile, China (mainland), Colombia, India, Indonesia, Ireland, Malaysia, Mexico, Peru, Saudi Arabia, South Africa, Thailand, Turkey, and the UAE are more urban, more educated, and/or more affluent than the general population.

This question was not asked in Saudi Arabia or the United Arab Emirates.

# How much, if at all, do you think each of the following are contributing to the rising cost of living in [COUNTRY] today?

- **Businesses making excessive profits**



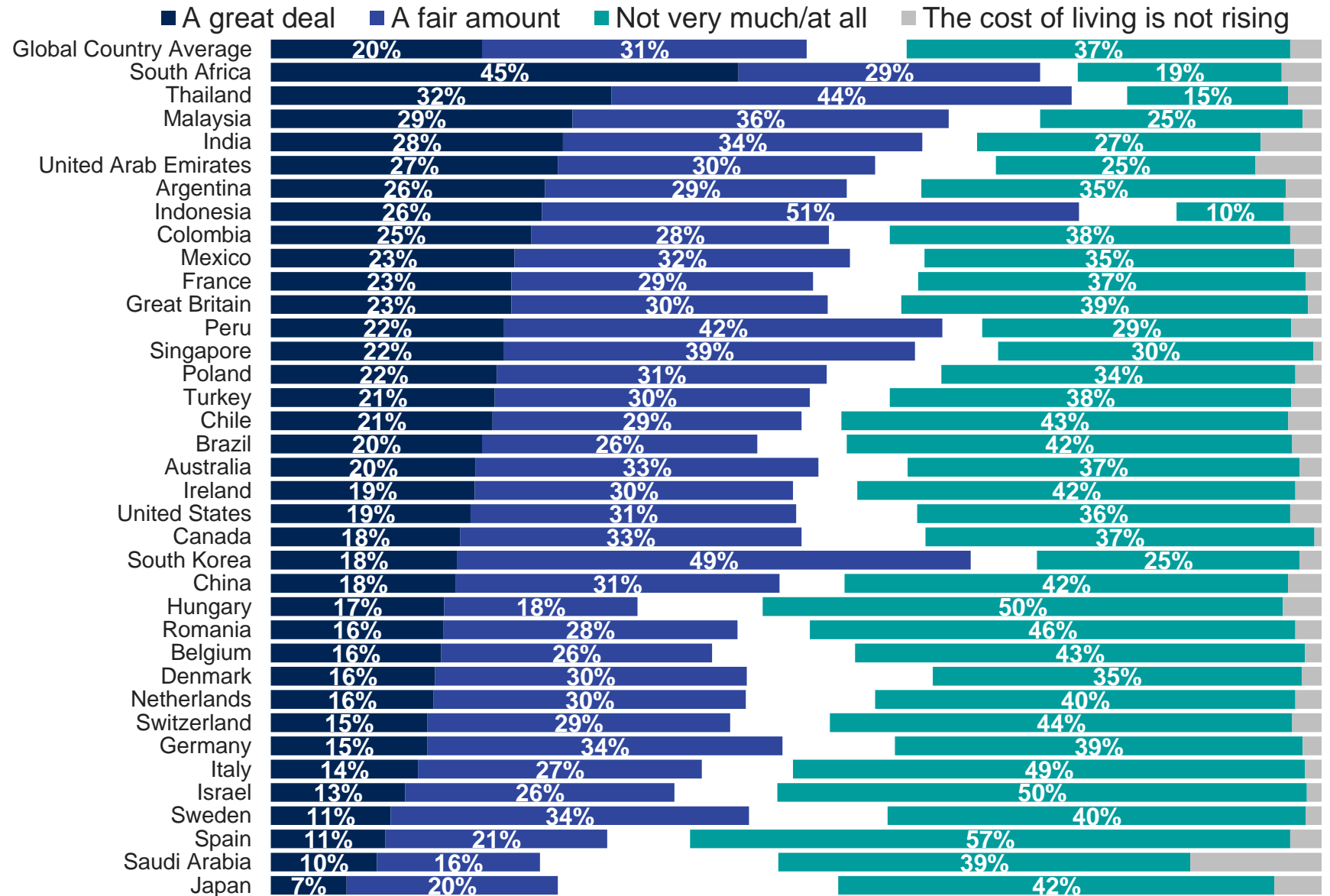
Base: 24,471 online adults under age 75 across 36 countries, interviewed October 21-November 4, 2022

The "Global Country Average" reflects the average result for all the countries and markets where the survey was conducted. It has not been adjusted to the population size of each country or market and is not intended to suggest a total result.

The samples in Brazil, Chile, China (mainland), Colombia, India, Indonesia, Ireland, Malaysia, Mexico, Peru, Saudi Arabia, South Africa, Thailand, Turkey, and the UAE are more urban, more educated, and/or more affluent than the general population

# How much, if at all, do you think each of the following are contributing to the rising cost of living in [COUNTRY] today?

- Workers demanding pay increases



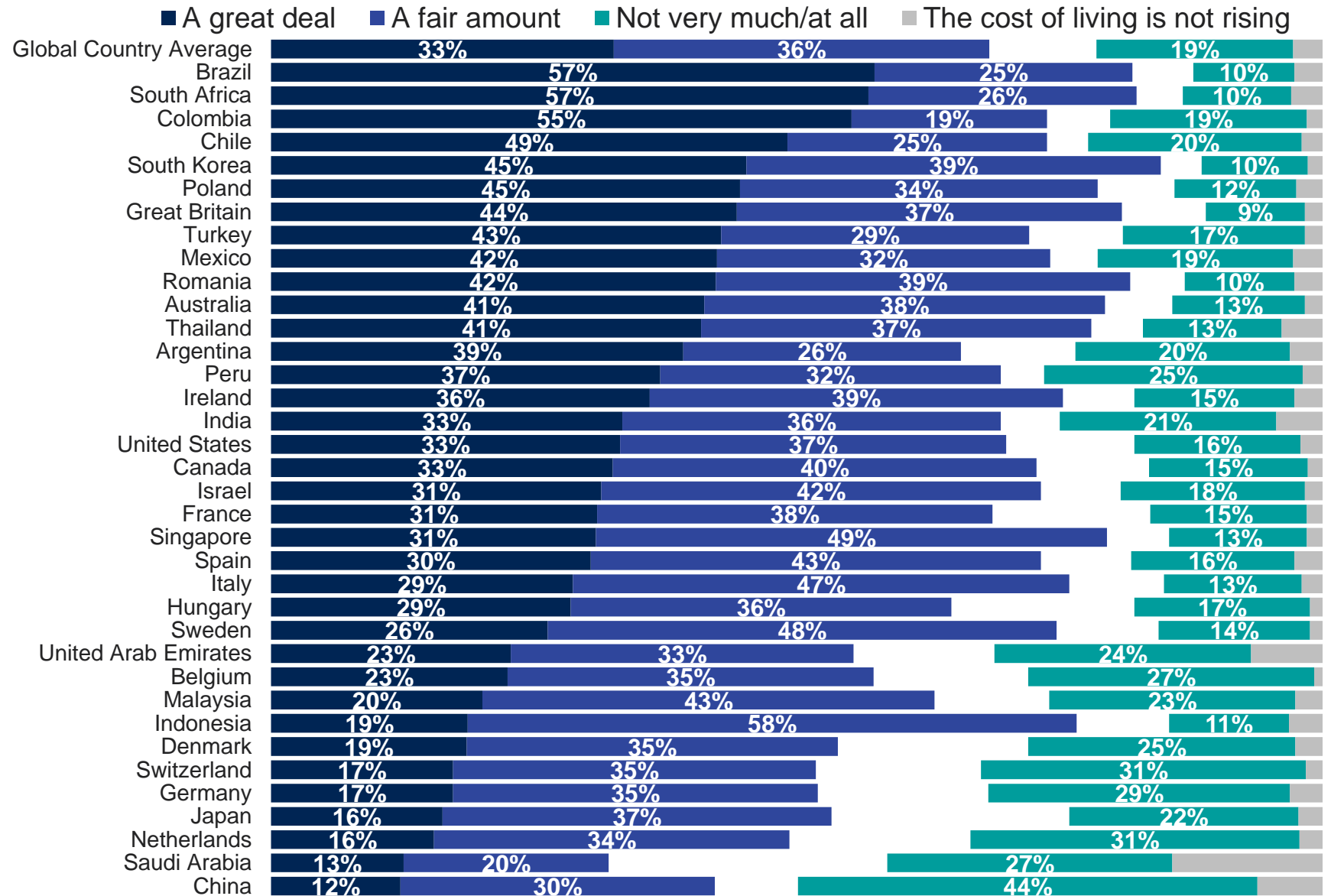
Base: 24,471 online adults under age 75 across 36 countries, interviewed October 21-November 4, 2022

The "Global Country Average" reflects the average result for all the countries and markets where the survey was conducted. It has not been adjusted to the population size of each country or market and is not intended to suggest a total result.

The samples in Brazil, Chile, China (mainland), Colombia, India, Indonesia, Ireland, Malaysia, Mexico, Peru, Saudi Arabia, South Africa, Thailand, Turkey, and the UAE are more urban, more educated, and/or more affluent than the general population

# How much, if at all, do you think each of the following are contributing to the rising cost of living in [COUNTRY] today?

- The interest rate level in my country



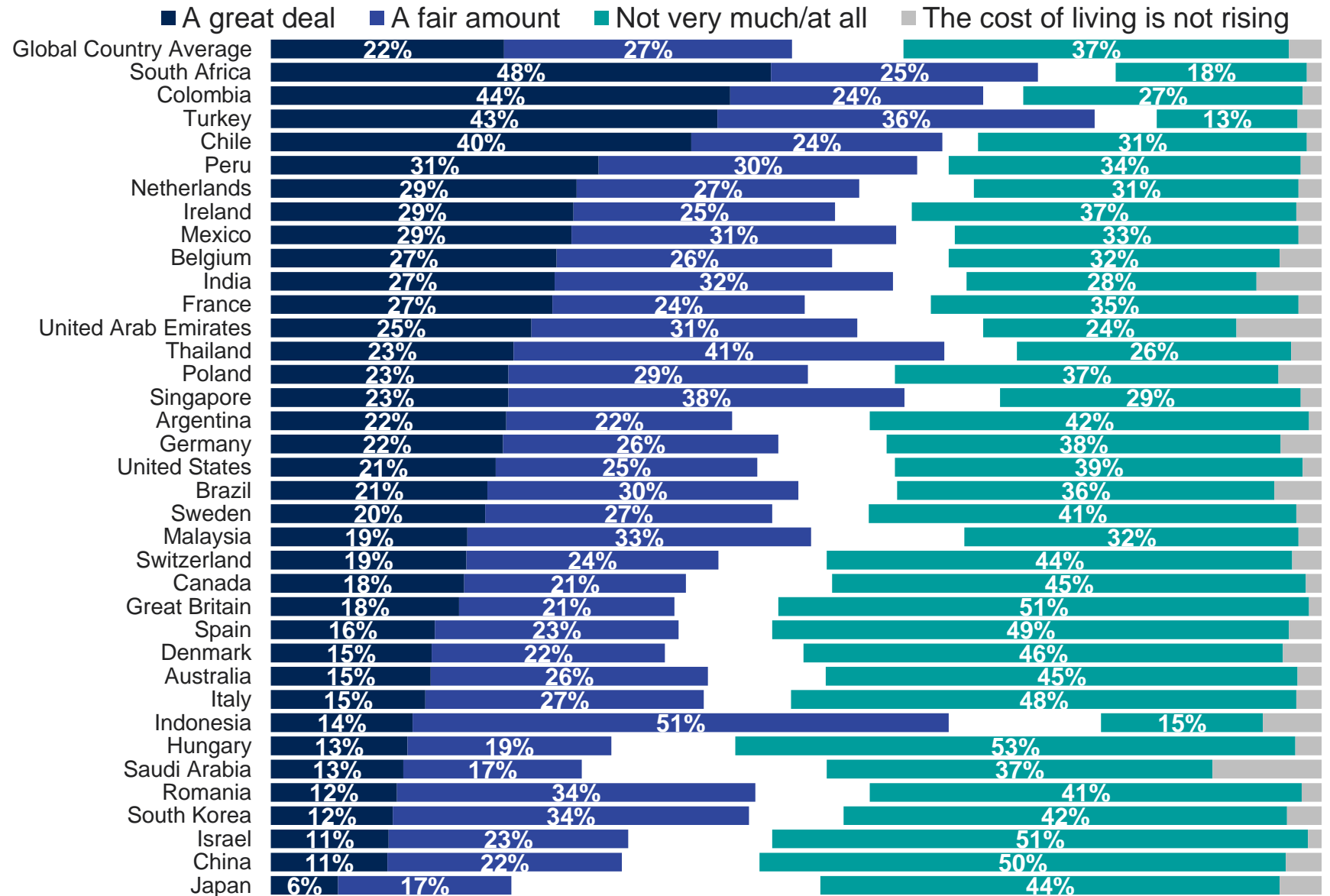
Base: 24,471 online adults under age 75 across 36 countries, interviewed October 21-November 4, 2022

The "Global Country Average" reflects the average result for all the countries and markets where the survey was conducted. It has not been adjusted to the population size of each country or market and is not intended to suggest a total result.

The samples in Brazil, Chile, China (mainland), Colombia, India, Indonesia, Ireland, Malaysia, Mexico, Peru, Saudi Arabia, South Africa, Thailand, Turkey, and the UAE are more urban, more educated, and/or more affluent than the general population

# How much, if at all, do you think each of the following are contributing to the rising cost of living in [COUNTRY] today?

- Immigration into my country



Base: 24,471 online adults under age 75 across 36 countries, interviewed October 21-November 4, 2022

The "Global Country Average" reflects the average result for all the countries and markets where the survey was conducted. It has not been adjusted to the population size of each country or market and is not intended to suggest a total result.

The samples in Brazil, Chile, China (mainland), Colombia, India, Indonesia, Ireland, Malaysia, Mexico, Peru, Saudi Arabia, South Africa, Thailand, Turkey, and the UAE are more urban, more educated, and/or more affluent than the general population

# About Ipsos

---

Ipsos is one of the largest market research and polling companies globally, operating in 90 markets and employing over 18,000 people.

Our passionately curious research professionals, analysts and scientists have built unique multi-specialist capabilities that provide true understanding and powerful insights into the actions, opinions and motivations of citizens, consumers, patients, customers or employees. Our 75 solutions are based on primary data from our surveys, social media monitoring, and qualitative or observational techniques.

Our tagline "Game Changers" sums up our ambition to help our 5,000 customers move confidently through a rapidly changing world.

Founded in France in 1975, Ipsos has been listed on the Euronext Paris since July 1, 1999. The company is part of the SBF 120 and Mid-60 indices and is eligible for the Deferred Settlement Service (SRD).

ISIN code FR0000073298, Reuters ISOS.PA, Bloomberg IPS:FP

[www.ipsos.com](http://www.ipsos.com)

**BE  
SURE.  
ACT  
SMARTER.**

**GAME CHANGERS**

