



Public attitudes across the Union

November 2022

Economic prospects

01

Views on the economic outlook for the UK

Do you think that the general economic condition of the UK will improve, stay the same, or get worse over the next 12 months?

■ Improve ■ Stay the same ■ Get worse ■ Don't know

October 2022



February 2022



Base: 6944 Knowledge Panel members (UK adults aged 16+) including those living in England (3,327), Scotland (2,086), Wales (666) or Northern Ireland (865), 13-19 October 2022

Economic outlook for the UK - across the four nations

Do you think that the general economic condition of the UK will improve, stay the same, or get worse over the next 12 months?

■ Improve ■ Stay the same ■ Get worse ■ Don't know

UK overall



England



Scotland



Wales



Northern Ireland



Base: 6944 Knowledge Panel members (UK adults aged 16+) including those living in England (3,327), Scotland (2,086), Wales (666) or Northern Ireland (865), 13-19 October 2022

Economic prospects in Scotland, Wales and NI

Do you think that the general economic condition of your country will improve, stay the same, or get worse over the next 12 months?

■ Improve ■ Stay the same ■ Get worse ■ Don't know

Scotland



Wales



Northern Ireland



Base: Knowledge Panel members (adults aged 16+) in Scotland (2,086), Wales (666) or Northern Ireland (865), 13-19 October 2022

Economic impact of Scottish independence

02

Impact of Scottish independence on Scotland's economy

Overall, if Scotland leaves the United Kingdom and becomes an independent country, do you think this will make Scotland's economy better off, worse off, or would it make no difference?

■ Better off ■ No difference ■ Worse off ■ Don't know

UK overall



Scotland



England



Wales



Northern Ireland



Base: 6944 Knowledge Panel members (UK adults aged 16+) including those living in England (3,327), Scotland (2,086), Wales (666) or Northern Ireland (865), 13-19 October 2022

Impact of Scottish independence on the rest of the UK's economies

And if Scotland leaves the UK and becomes an independent country, do you think that this will make the economies of England, Wales and Northern Ireland better off, worse off, or would it make no difference?

■ Better off ■ No difference ■ Worse off ■ Don't know

UK overall



Scotland



England



Wales



Northern Ireland



Base: 6944 Knowledge Panel members (UK adults aged 16+) including those living in England (3,327), Scotland (2,086), Wales (666) or Northern Ireland (865), 13-19 October 2022

Future of the UK

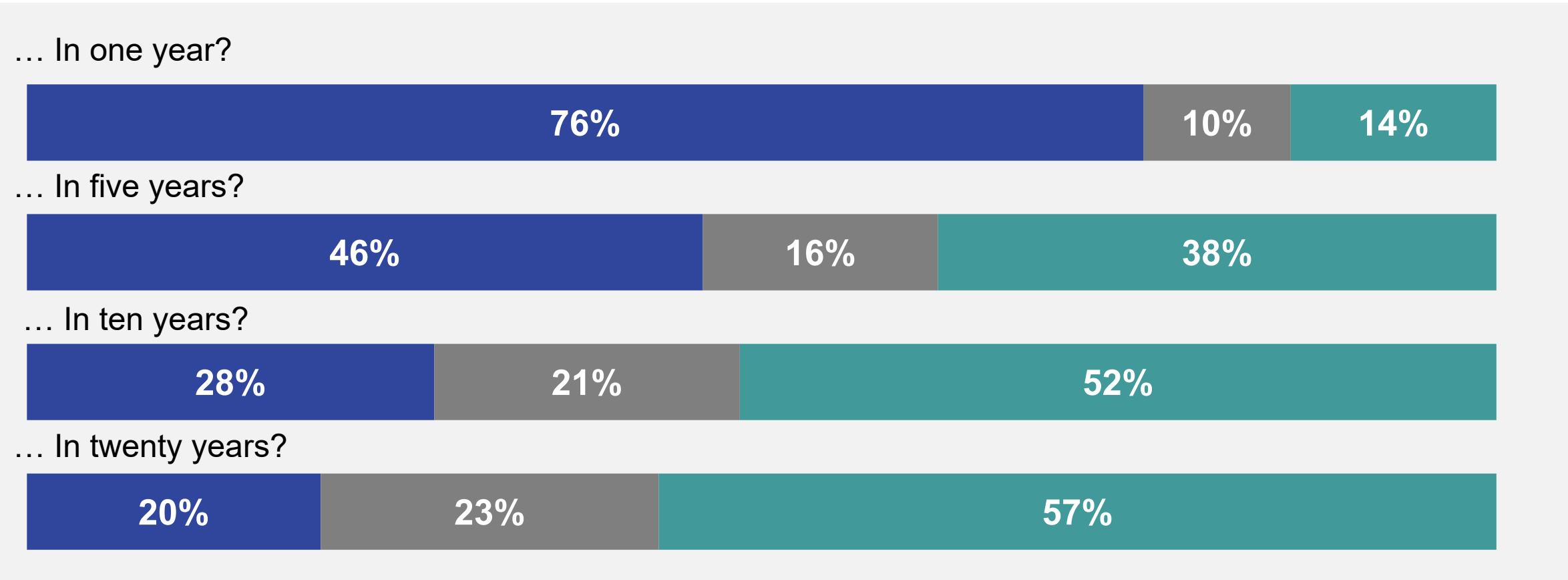
03

Future of the UK

Do you think the United Kingdom will or will not exist in its current form...

UK overall

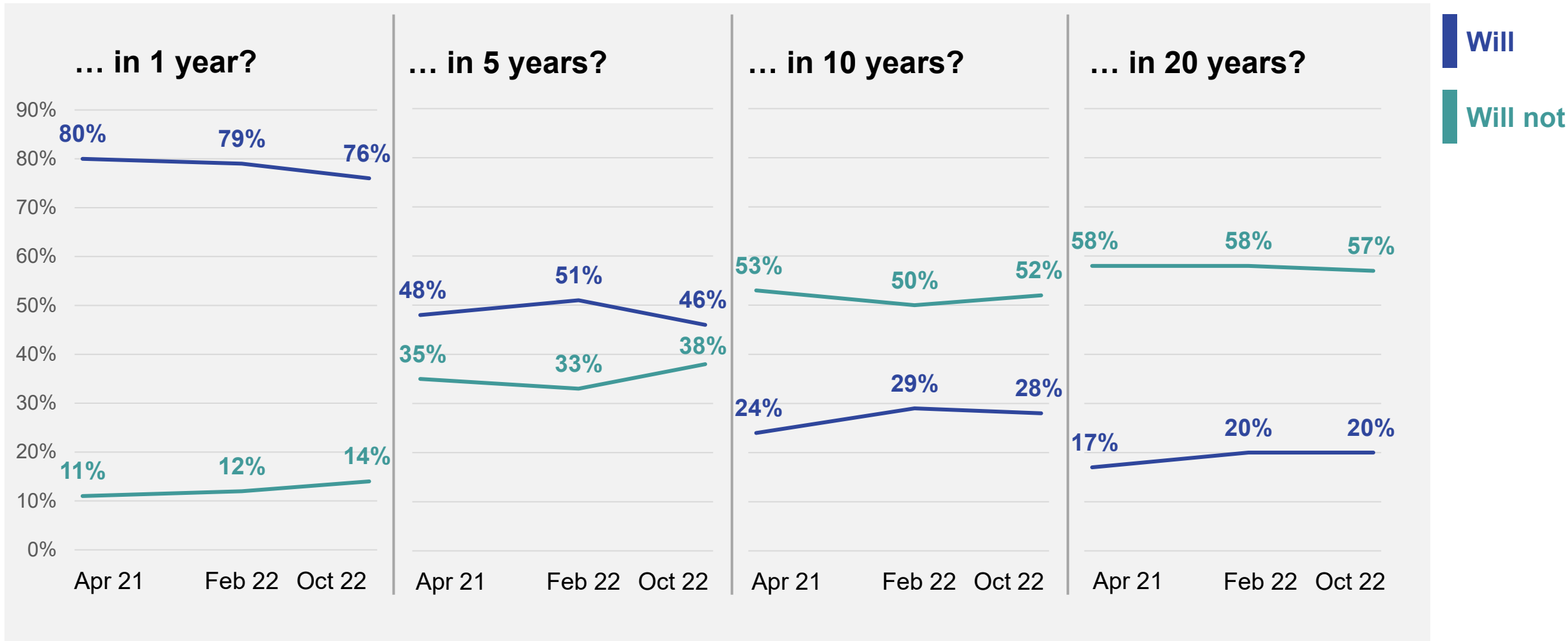
Will Don't know Will not



Base: 6, 944 Knowledge Panel members (UK adults aged 16+), 13-19 October 2022

Future of the UK – overall trends

Do you think the United Kingdom will or will not exist in its current form...

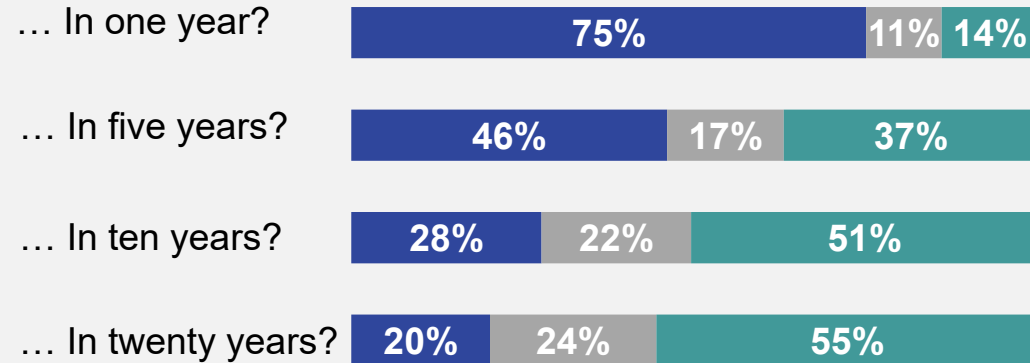


Base: Knowledge Panel members (UK adults aged 16+): 8,558 (April 2021), 4,279 (February 2022), 6,944 (October 2022)

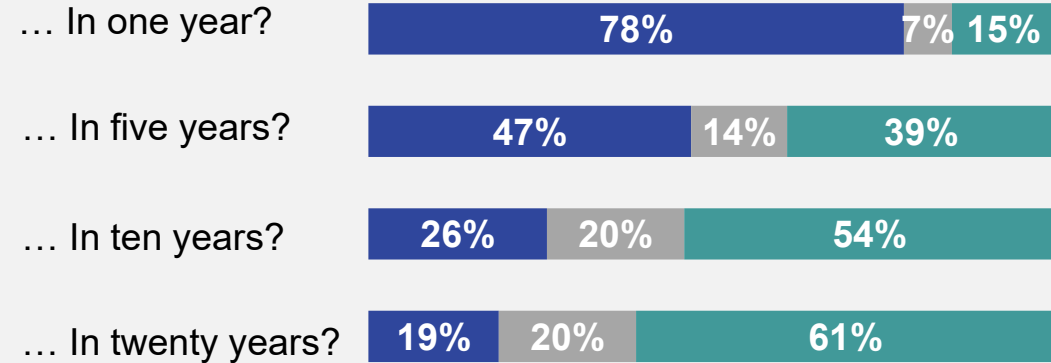
Future of the UK – by nation

Do you think the United Kingdom will or will not exist in its current form...

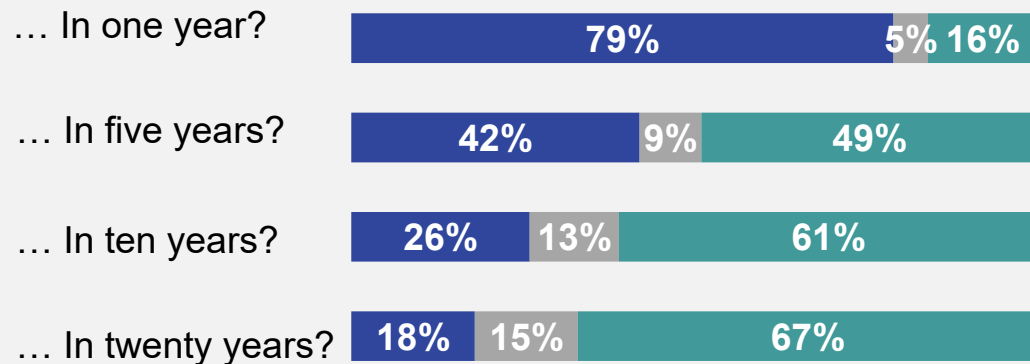
England



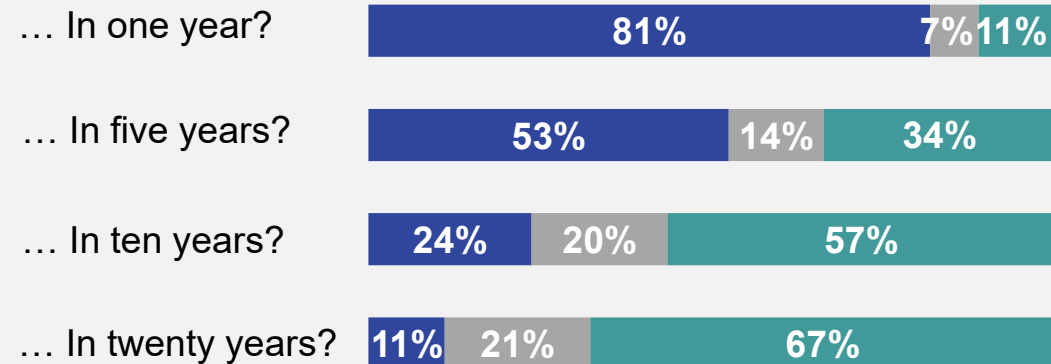
Wales



Scotland



Northern Ireland



Will

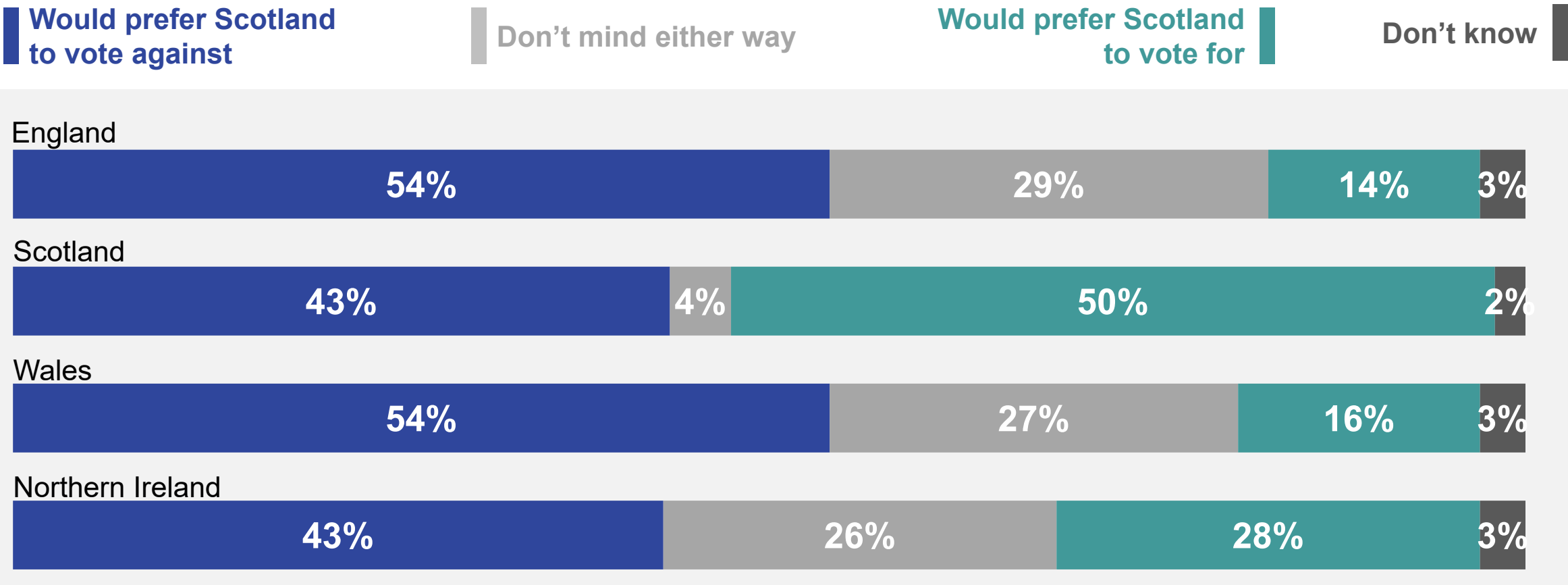
Don't know

Will not

Base: 6944 Knowledge Panel members (UK adults aged 16+) including those living in England (3,327), Scotland (2,086), Wales (666) or Northern Ireland (865), 13-19 October 2022

Preferences on Scottish independence – by nation

If a referendum were held in Scotland on its constitutional future, would you personally prefer Scotland to vote for or against leaving the UK and becoming an independent country?



Base: 6944 Knowledge Panel members (UK adults aged 16+) including those living in England (3,327), Scotland (2,086), Wales (666) or Northern Ireland (865), 13-19 October 2022

KnowledgePanel Methodological Note

This data has been collected by Ipsos' UK KnowledgePanel, a random probability panel which provides gold standard insights into the UK population, by providing bigger sample sizes via the most rigorous research methods.

Panellists to the KnowledgePanel are recruited via a push-to-web methodology using random probability unclustered address-based sampling. Up to two adults aged 16 and over in each household are invited to join the panel. Members of the public who do not have internet access or are digitally excluded are offered an internet-enabled device which allows them to complete KnowledgePanel surveys online.

Ipsos interviewed a representative sample of 6,944 people over 16 in the UK (including 3,327 in England, 2,086 in Scotland, 865 in Northern Ireland, and 666 in Wales).

Interviews were conducted online from 13th to 19th October 2022.

Data are weighted to ensure the survey results are as representative of the population of the UK as possible. Since two members per household are allowed to register on the KnowledgePanel, we employed a design weight to correct for unequal probabilities of selection of household members. Calibration weights have also been applied using the latest population statistics. England, Wales, Scotland and Northern Ireland are each weighted separately while an additional weight has been created for the UK to account for any over- or under-sampling within each of these countries.



November 2022

For more information

**Emily
Gray**

Managing Director, Ipsos Scotland
emily.gray@ipsos.com

**Rachel
Ormston**

Research Director, Ipsos Scotland
rachel.ormston@ipsos.com

**Sally
Abernethy**

Research Manager, Ipsos Scotland
sally.abernethy@ipsos.com

KnowledgePanel®

