

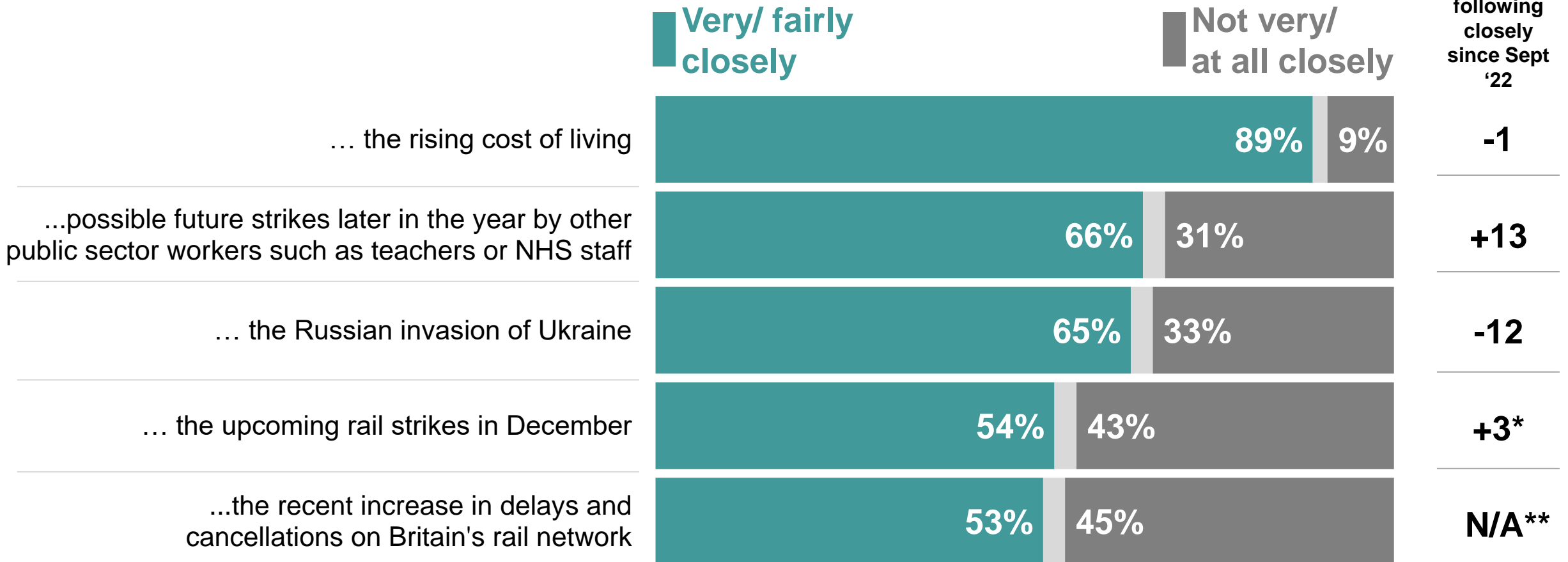


# **IPSOS UK** **Attitudes towards** **strikes polling**

**December 2022**

# How closely have you followed these news stories?

How closely, if at all, have you been following stories about...?

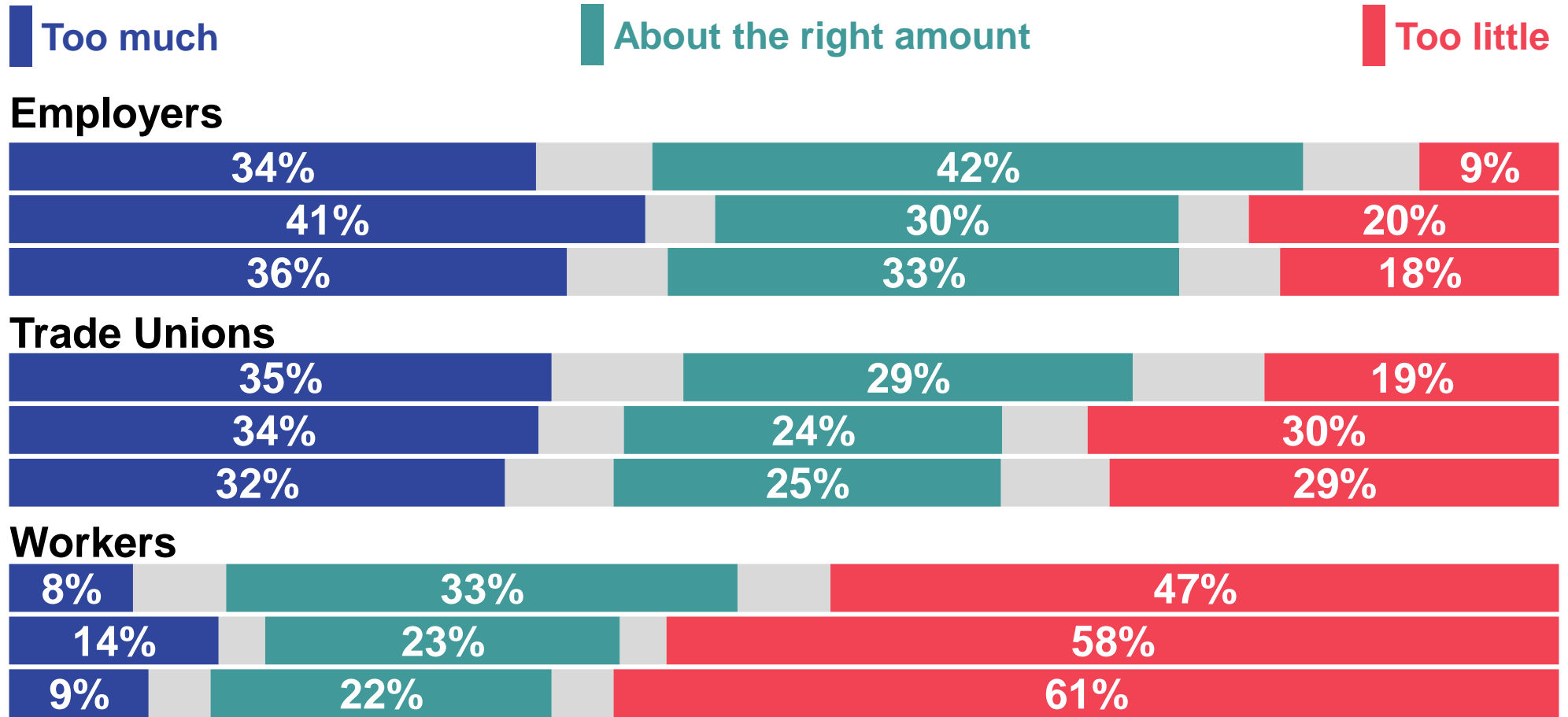


Base: 1,075 Online British Adults 18-75, 7<sup>th</sup> – 9<sup>th</sup> December 2022. \*when asked in September, the question referred to “upcoming strikes in October”.

\*\* N/A - not asked in the September survey

# Around a third think employers and trade unions have too much power in Britain today, while half believe workers have too little

Do you think the following have too much, too little, or about the right amount of power in Britain today?



Base: 1,075 Online British Adults 18-75, 7<sup>th</sup> – 9<sup>th</sup> December 2022

# Four in five continue to think it is important to have trade unions to protect workers' interests

How important, if at all, do you think it is to have trade unions to protect workers' interests?

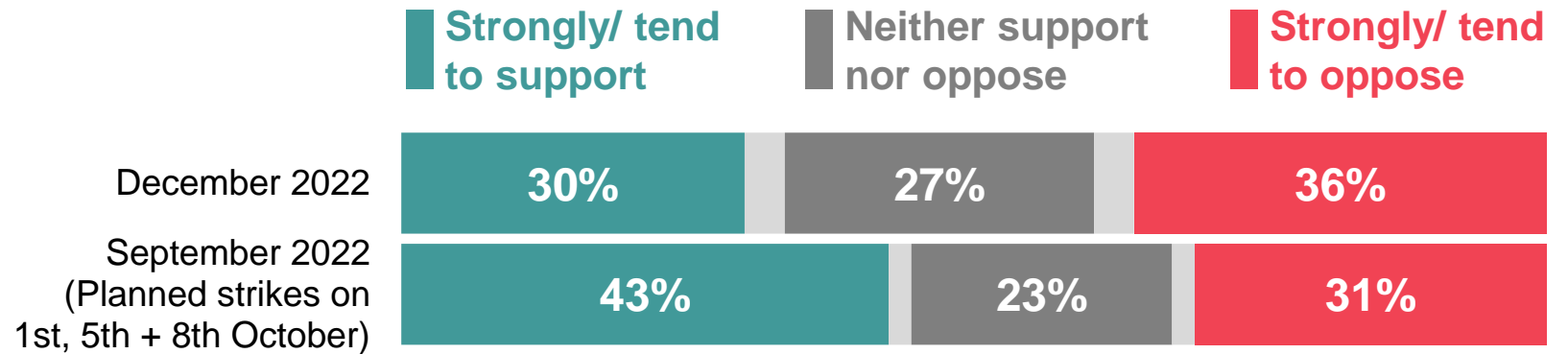


Base: 1,075 Online British Adults 18-75, 7<sup>th</sup> – 9<sup>th</sup> December 2022

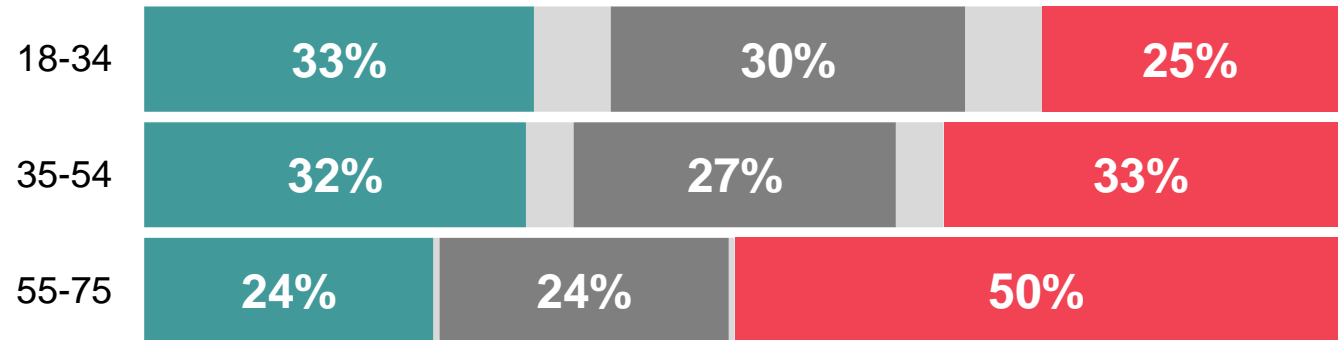
# Support among Britons for the upcoming rail strikes is largely divided

As you may know there are currently rail strikes planned for 13<sup>th</sup>-14<sup>th</sup>, 16<sup>th</sup>-17<sup>th</sup> and 24<sup>th</sup>-27<sup>th</sup> December.


From what you know, or have heard, to what extent, if at all, do you support or oppose these strikes?



## By age group



## By 2019 General Election

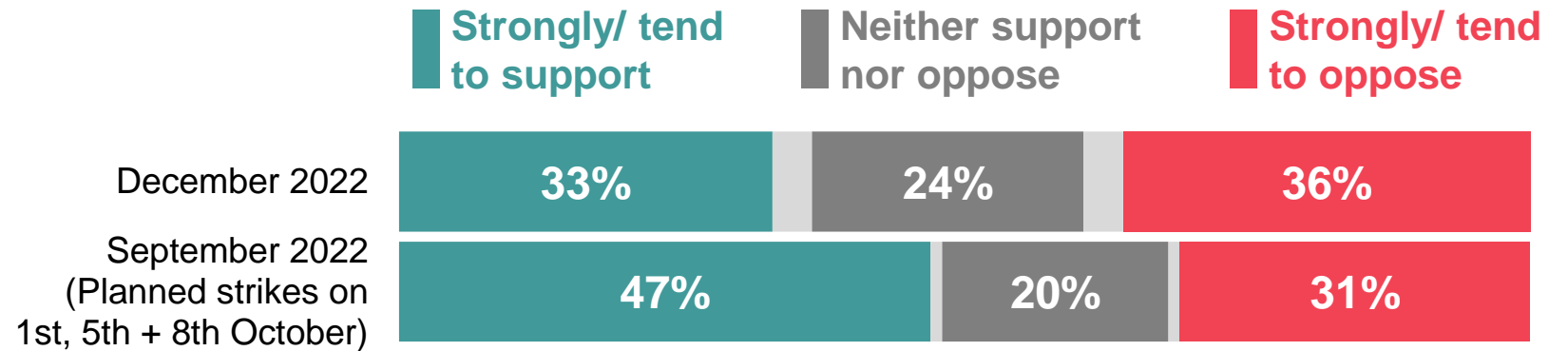


Base: 1,075 Online British Adults 18-75, 7<sup>th</sup> – 9<sup>th</sup> December 2022, including those aged 18-34 (348), 35-54 (402), 55-75 (325), 2019 Conservative voters (282), 2019 Labour voters (289).

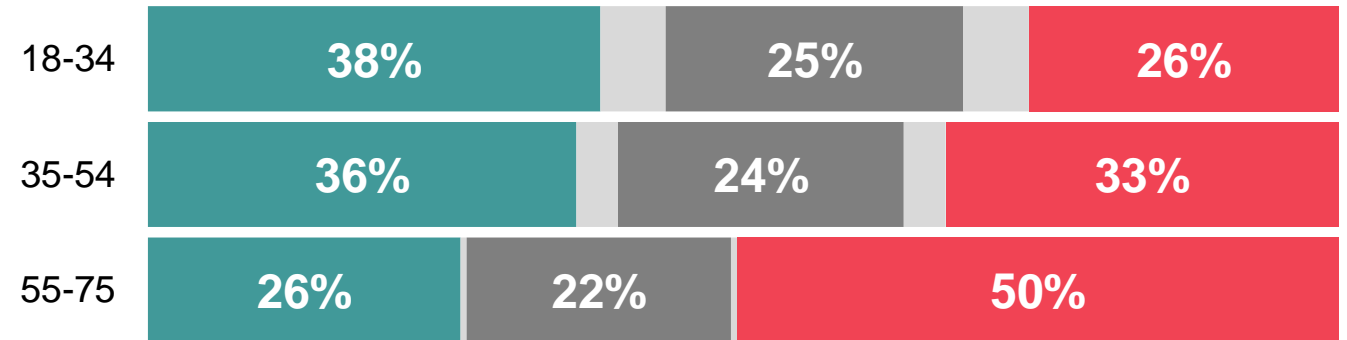
# The public remain divided when provided with more information about why the strikes are happening

The planned strikes mean that many rail services are unlikely to run on strike days. The railway unions are protesting against job cuts, pay freezes and changes to railway workers' employment terms and conditions.

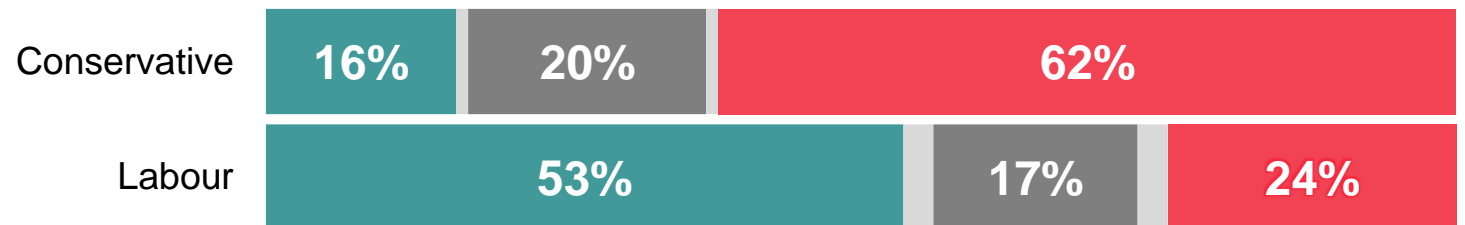
Based on what you know or have heard, to what extent, if at all, do you support or oppose these strikes?



## By age group



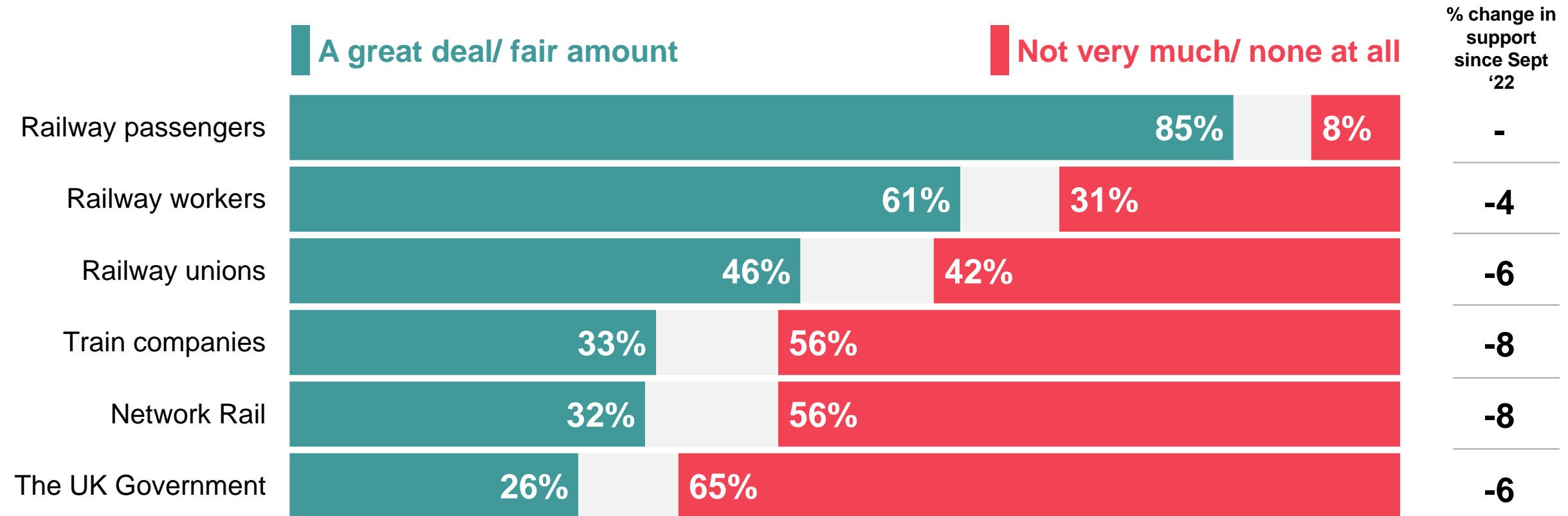
## By 2019 General Election



Base: 1,075 Online British Adults 18-75, 7<sup>th</sup> – 9<sup>th</sup> December 2022, including those aged 18-34 (348), 35-54 (402), 55-75 (325), 2019 Conservative voters (282), 2019 Labour voters (289). \*

# Britons continue to sympathise with rail passengers and workers, while remaining less sympathetic towards train companies, Network Rail and the UK Government

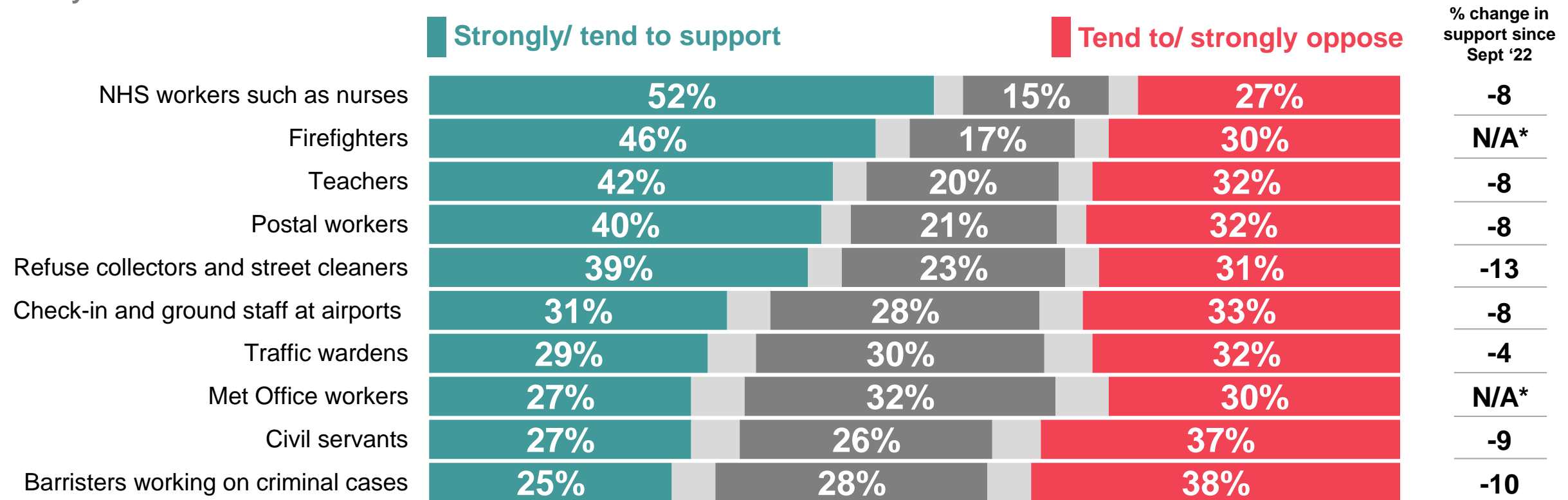
Based on what you know or have heard about these strikes, how much sympathy, if any, do you have for the following groups?



Base: 1,075 Online British Adults 18-75, 7<sup>th</sup> – 9<sup>th</sup> December 2022

# Around half support NHS workers and firefighters going on strike, while fewer support barristers, civil servants and met office workers – with support decreasing across all sectors since September

As you may know, workers from some other sectors have been considering or have participated in strikes this year. From what you know or have heard, to what extent, if at all, do you support or oppose strikes by each of the following, if they did decide to strike?



Base: 1,075 Online British Adults 18-75, 7<sup>th</sup> – 9<sup>th</sup> December 2022  
 N/A\* - not asked in the September survey





# Ipsos

## For more information

Keiran Pedley  
Research Director  
[keiran.pedley@ipsos.com](mailto:keiran.pedley@ipsos.com)

Gideon Skinner  
Research Director  
[gideon.skinner@ipsos.com](mailto:gideon.skinner@ipsos.com)

Cameron Garrett  
Research Manager  
[cameron.garrett@ipsos.com](mailto:cameron.garrett@ipsos.com)

Laura King  
Graduate Research Executive  
[laura.king@ipsos.com](mailto:laura.king@ipsos.com)

