

Scotland Political Pulse

Ipsos

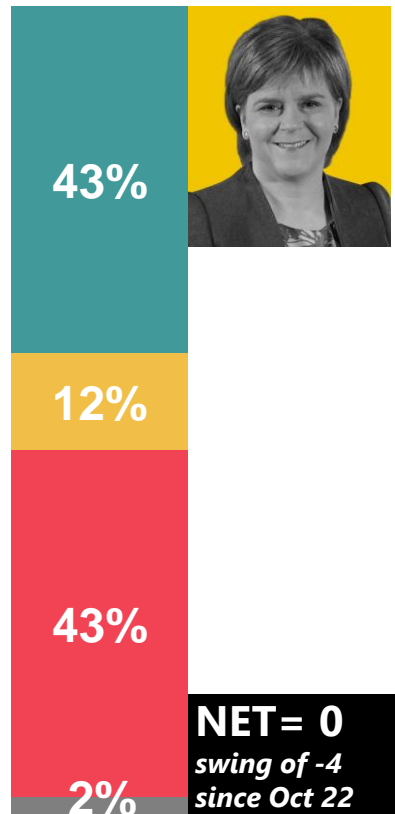
February 2023

Favourability towards party leaders

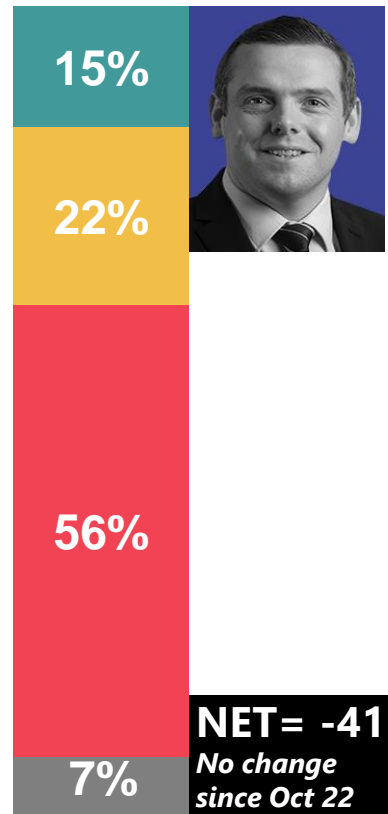
To what extent, if at all, do you have a favourable or unfavourable opinion of the following politicians?

Favourable Neither Unfavourable Don't know

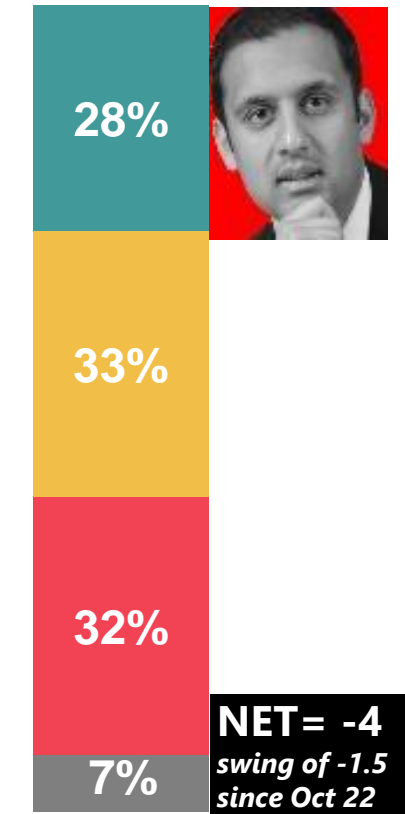
Nicola Sturgeon



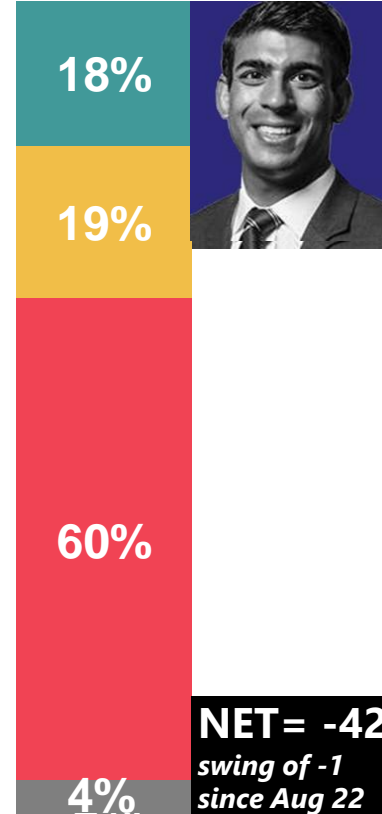
Douglas Ross



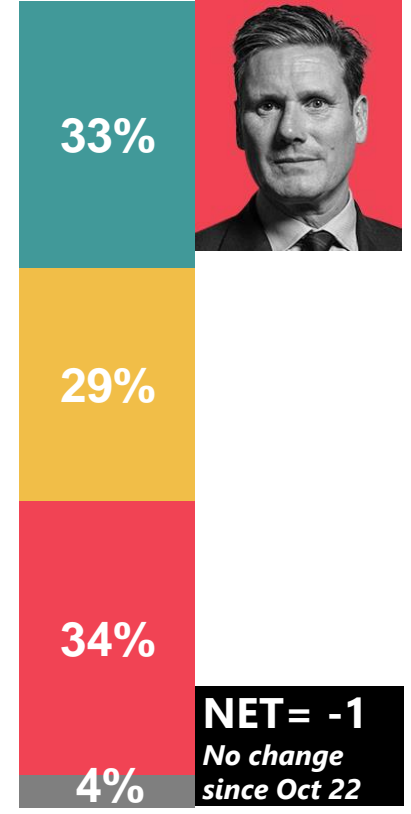
Anas Sarwar



Rishi Sunak



Keir Starmer



Base: 1,087 Scottish adults aged 16+, 30 January – 1 February 2023

© Ipsos | Scottish Political Pulse | February 2023 | Public

Source: Ipsos Scotland | Political Pulse



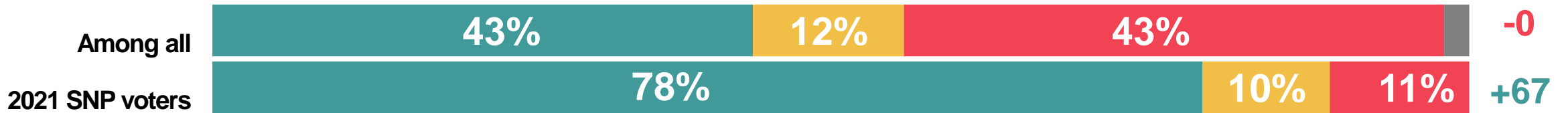
Favourability towards Scottish party leaders

To what extent, if at all, do you have a favourable or unfavourable opinion of the following politicians and political parties?

■ Favourable ■ Neither ■ Unfavourable ■ Don't know

Net

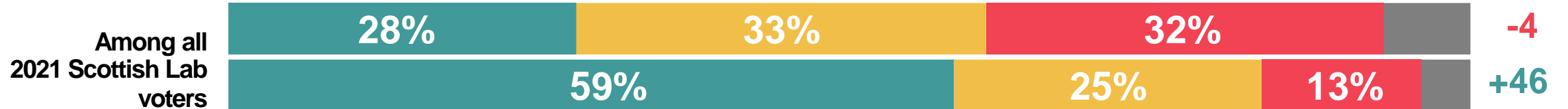
Nicola Sturgeon, Leader of the SNP and First Minister



Douglas Ross, Leader of the Scottish Conservative & Unionist Party



Anas Sarwar, Leader of the Scottish Labour Party



Base: 1,087 Scottish adults aged 16+, including 440 who voted SNP at the 2021 Scottish Parliament election, 166 who voted Conservative and 184 who voted Labour, fieldwork 30 January – 1 February 2023

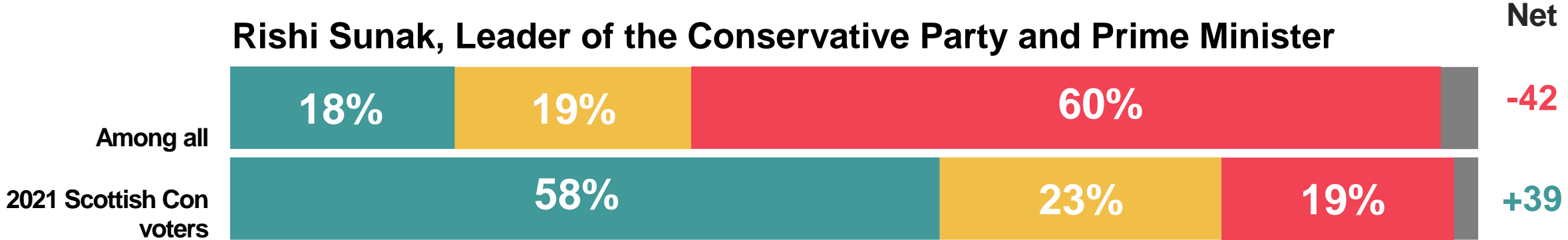
Source: Ipsos Scotland | Political Pulse

Favourability towards UK party leaders

To what extent, if at all, do you have a favourable or unfavourable opinion of the following politicians and political parties?

■ Favourable ■ Neither ■ Unfavourable ■ Don't know

Rishi Sunak, Leader of the Conservative Party and Prime Minister



Keir Starmer, Leader of the Labour Party



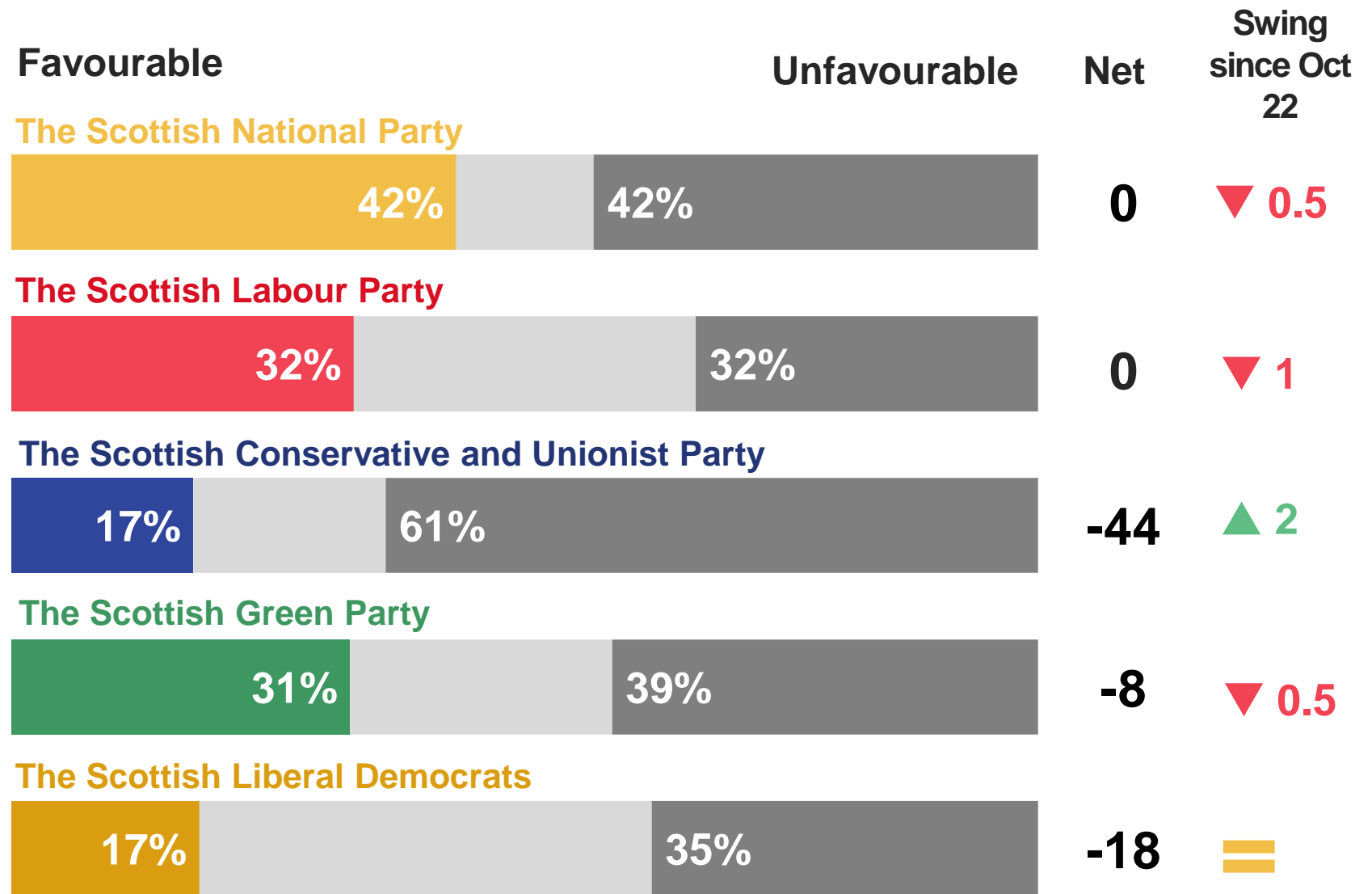
Base: 1,087 Scottish adults aged 16+, including 166 who voted Conservative at the 2021 Scottish Parliament election and 184 who voted Labour, fieldwork 30 January – 1 February 2023

Source: Ipsos Scotland | Political Pulse



Favourability towards political parties

To what extent, if at all, do you have a favourable or unfavourable opinion of the following politicians and political parties?



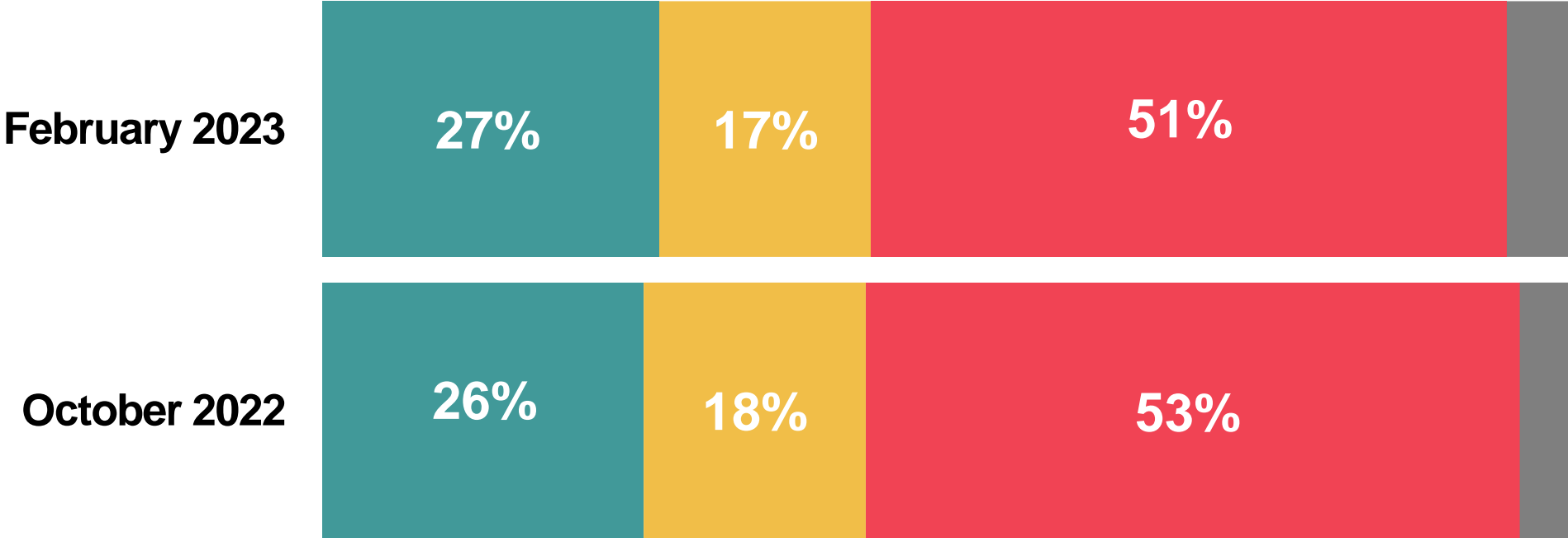
Base: 1,087 Scottish adults aged 16+, 30 January – 1 February 2023

Source: Ipsos Scotland | Political Pulse

Direction of the country

Generally speaking, do you think things in Scotland are heading in the right direction or wrong direction?

■ Right direction ■ Neither ■ Wrong direction ■ Don't know



Base: Feb 2023 - 1,087 Scottish adults aged 16+, 30 January – 1 February 2023; Oct 2022 - 1,000 Scottish adults aged 16+, 29 September – 5 October 2022

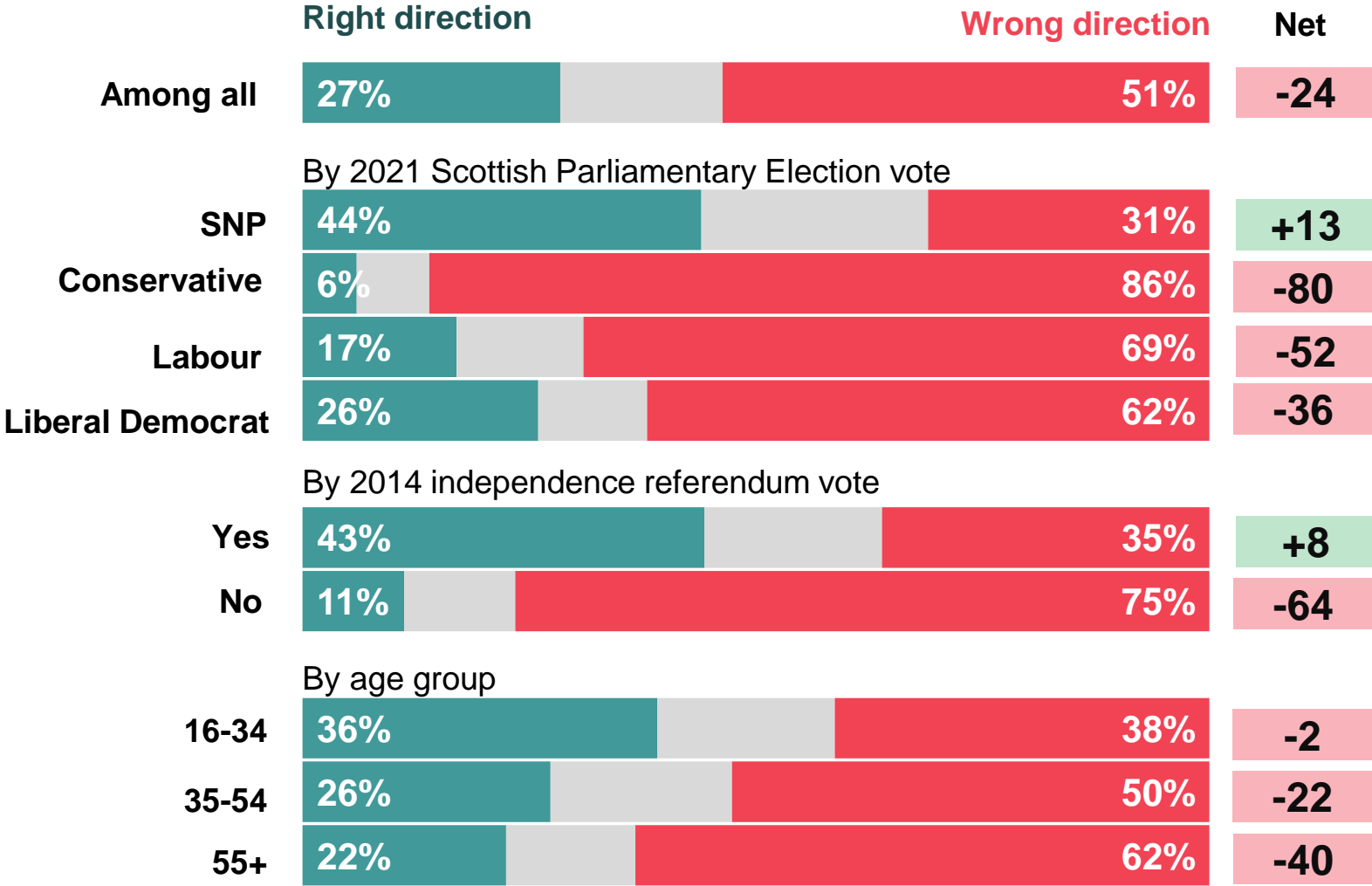
© Ipsos | Scottish Political Pulse | February 2023 | Public

Source: Ipsos Scotland | Political Pulse



Direction of the country

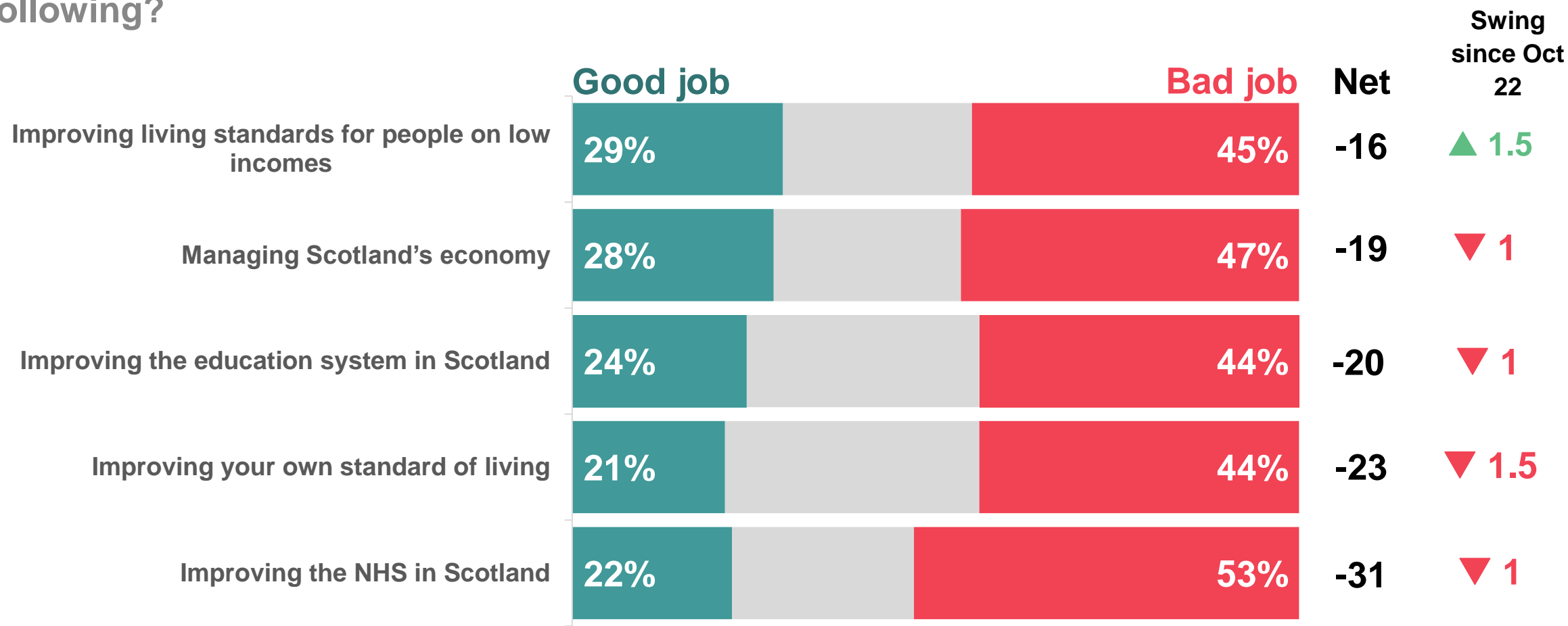
Generally speaking, do you think things in Scotland are heading in the right direction or wrong direction?



Base: 1087 Scottish adults aged 16+, 30 Jan – 1 Feb 23, including 2021 Scottish Parliament Election SNP voters (440), Conservative Party Voters (166), Labour Party Voters (184), Liberal Democrats (59); 2014 Independence referendum Yes voters (409), No voters (445); 16-34-year-olds (314), 35-54-year-olds (351), 55+ year olds (422).

Scottish Government performance

Since the Scottish Parliament elections in May 2021, to what extent, if at all, do you think the Scottish Government has done a good or bad job at each of the following?



Base: 1,087 Scottish adults aged 16+, 30 January – 1 February 2023

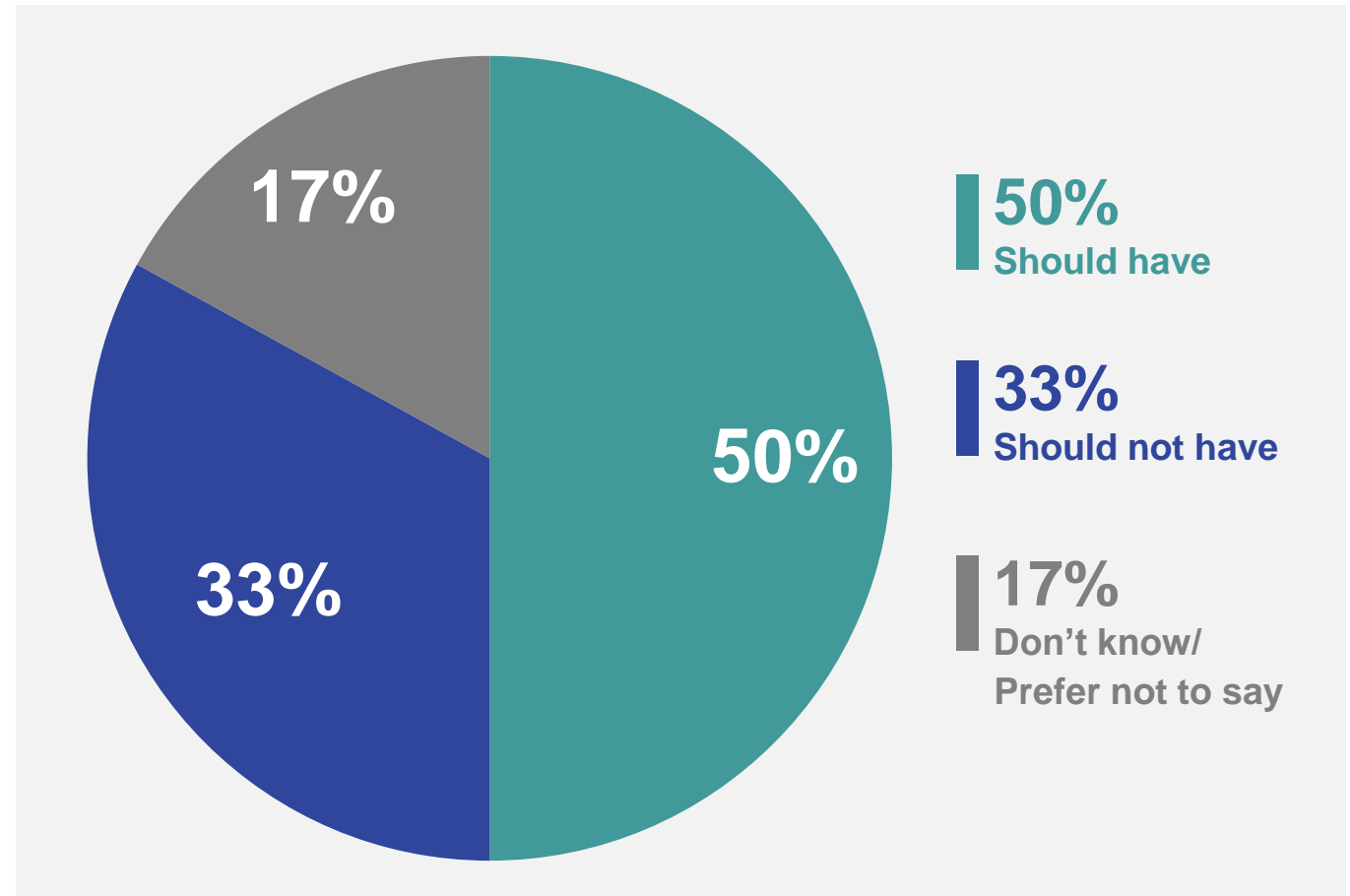
Source: Ipsos Scotland | Political Pulse

Views on the UK Government blocking the Gender Recognition Bill

As you may be aware, the Scottish Parliament recently introduced a Bill to make it easier for transgender people to gain Gender Recognition Certificates, legally recognising their acquired gender.

The UK government has argued that the Gender Recognition Bill will affect equalities laws that apply to the whole of the UK and has blocked the Bill from becoming law.

Do you think the UK government should or should not have blocked the Gender Recognition Bill?



Base: 1,087 Scottish adults aged 16+, online, 30 January – 1 February 2023

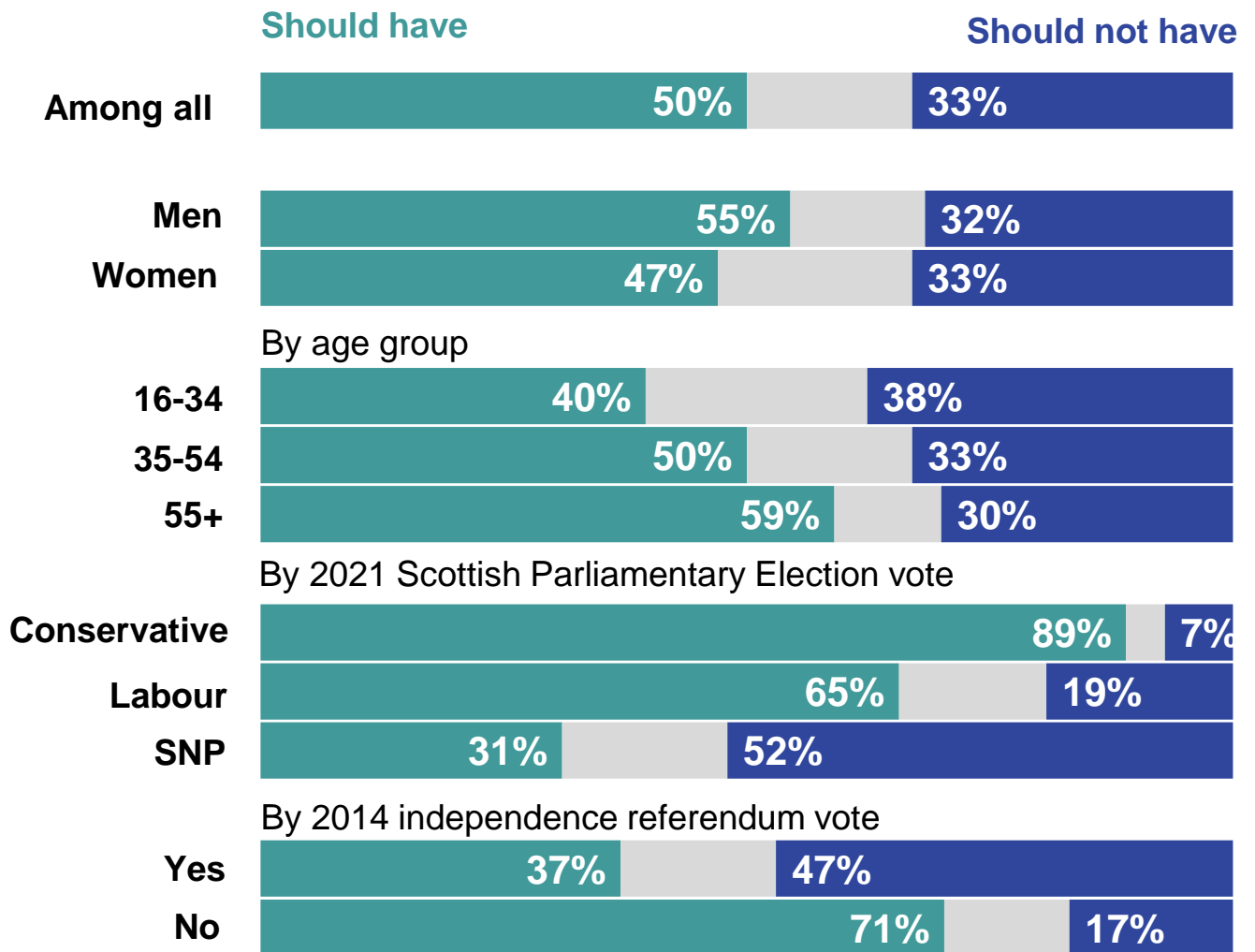
Source: Ipsos Scotland | Political Pulse

Views on the UK Government blocking the Gender Recognition Bill

As you may be aware, the Scottish Parliament recently introduced a Bill to make it easier for transgender people to gain Gender Recognition Certificates, legally recognising their acquired gender.

The UK government has argued that the Gender Recognition Bill will affect equalities laws that apply to the whole of the UK and has blocked the Bill from becoming law.

Do you think the UK government should or should not have blocked the Gender Recognition Bill?



Base: 1,087 Scottish adults aged 16+, online, 30 January – 1 February 2023, including men (509), women (566), 16-34 year olds (314), 35-54 year olds (351), 55+ year olds (422), 2021 Conservative Party voters (166), 2021 Labour Party voters (166), 2021 Scottish National Party voters (440), 2014 Yes voters (409), 2014 No voters (445)

Methods

- Ipsos interviewed a representative quota sample of 1,087 adults aged 16+ in Scotland.
- Interviews took place online between 30th January and 1st February 2023.
- Data has been weighted to the known offline population proportions.
- Where results do not sum to 100%, this may be due to computer rounding, multiple responses, or the exclusion of “don’t know” categories.
- All polls are subject to a wide range of potential sources of error.



Scotland Political Pulse February 2023

For more information

Emily Gray
Managing Director
emily.gray@ipsos.com

Sally Abernethy
Research Manager
sally.abernethy@ipsos.com

Tom Coyle
Research Executive
tom.coyle@ipsos.com

Rachel Ormston
Research Director
Rachel.Ormston@ipsos.com

