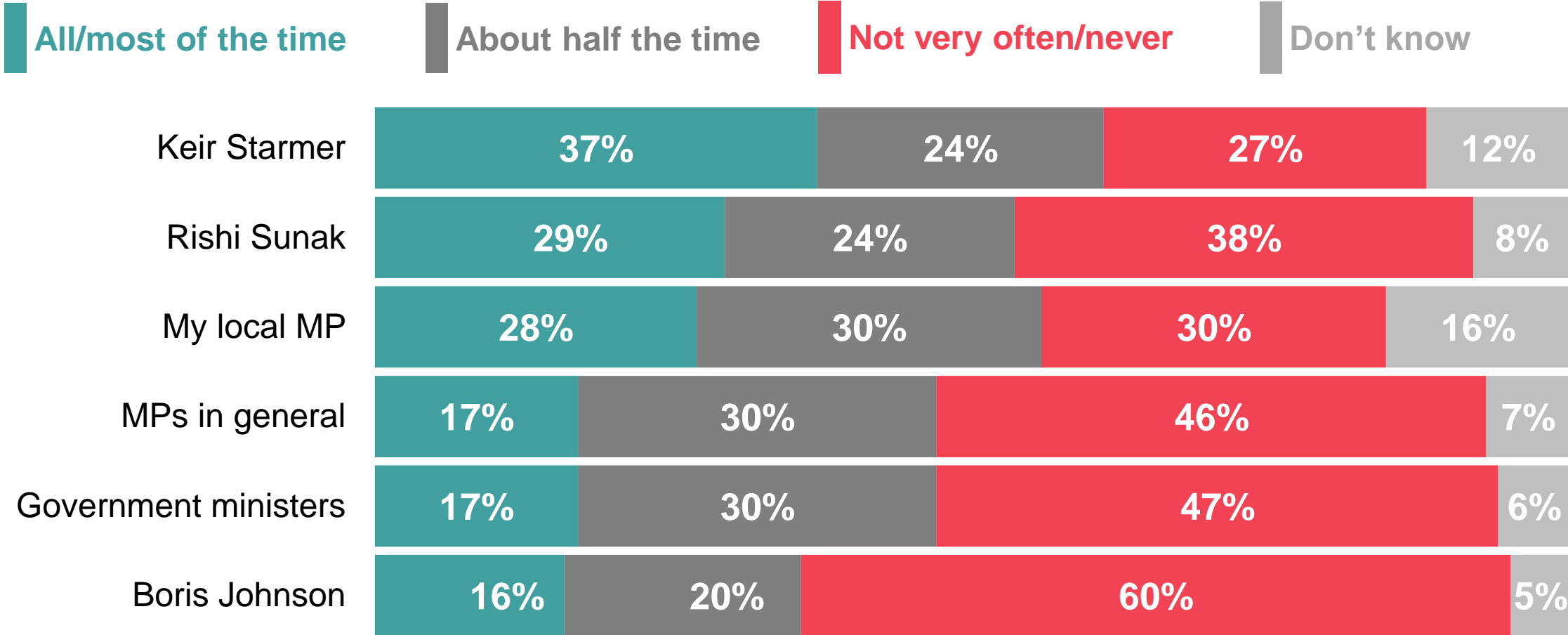


# IPSOS UK POLITICAL POLLING TRUST ACROSS SOCIETY

February 2023

# Trust across society

How often, if at all, do you think each of the following tell the truth generally?



Base: 2,142 Online British adults aged 18-75, 3-5 February 2023



# Trust in politicians

## Among 2019 voters for their party

How often, if at all, do you think each of the following tell the truth generally?

- All/most of the time
- About half the time
- Not very often/never
- Don't know

Keir Starmer (Among 2019 Labour voters)



Rishi Sunak (Among 2019 Con voters)



Boris Johnson (Among 2019 Con voters)



Government ministers (Among 2019 Con voters)



Base: 2,142 Online British adults aged 18-75, 3-5 February 2023, including (616) 2019 Conservative party voters and (577) 2019 Labour party voters

# Trust in politicians: *Trends*

How often, if at all, do you think each of the following tell the truth generally?

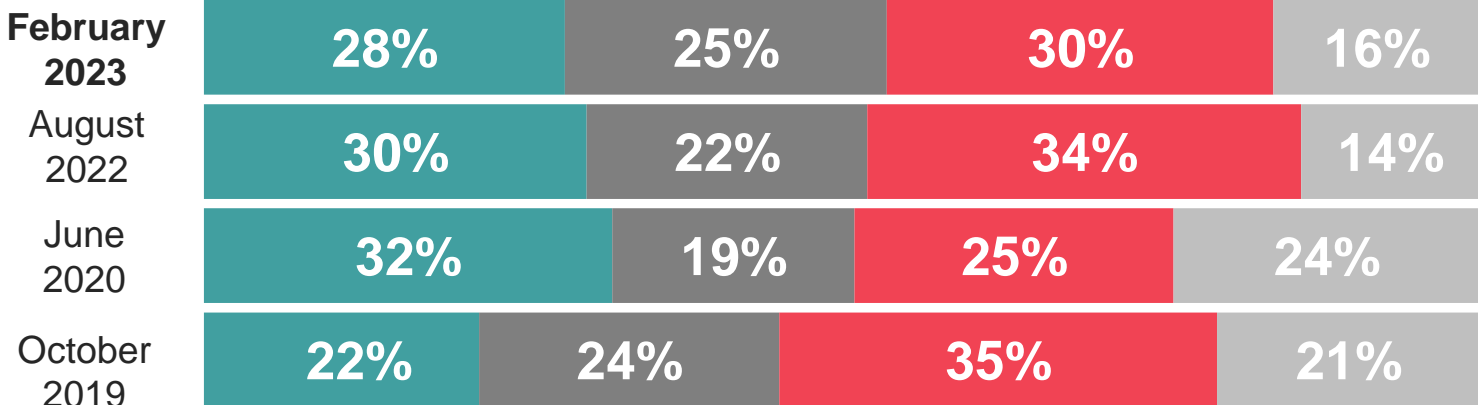
**All/most of the time**

About half the time

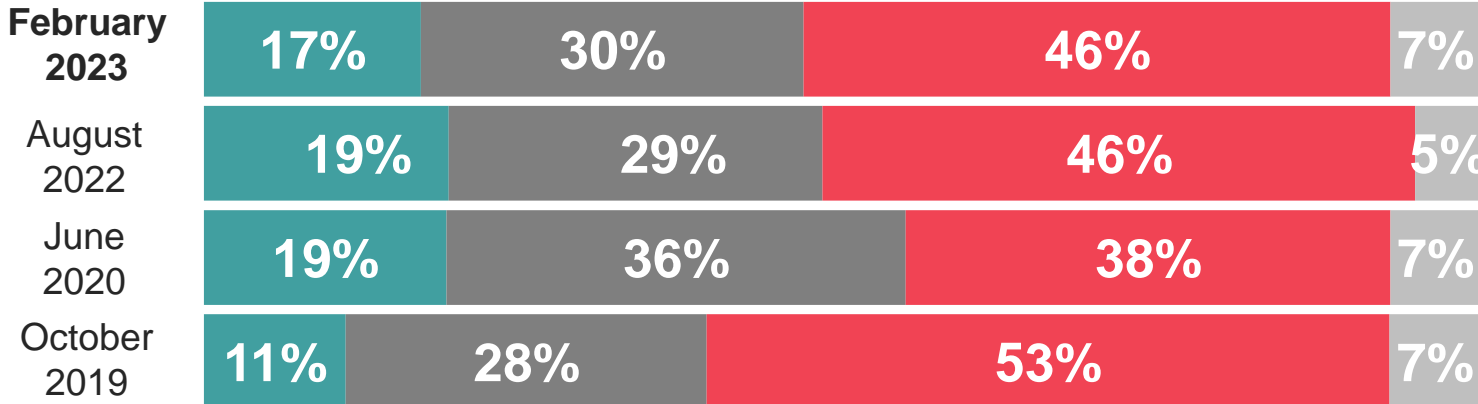
**Not very often/never**

Don't know

## My local MP



## MPs in general



Base: 2,142 Online British adults aged 18-75, 3-5 February 2023



# Trust in politicians: *Trends*

How often, if at all, do you think each of the following tell the truth generally?

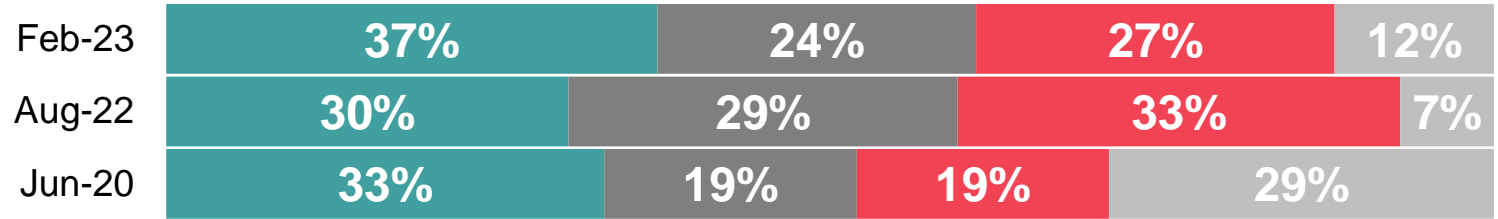
All/most of the time

About half the time

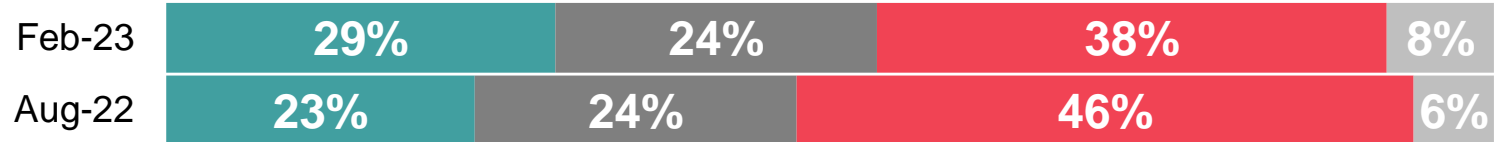
Not very often/never

Don't know

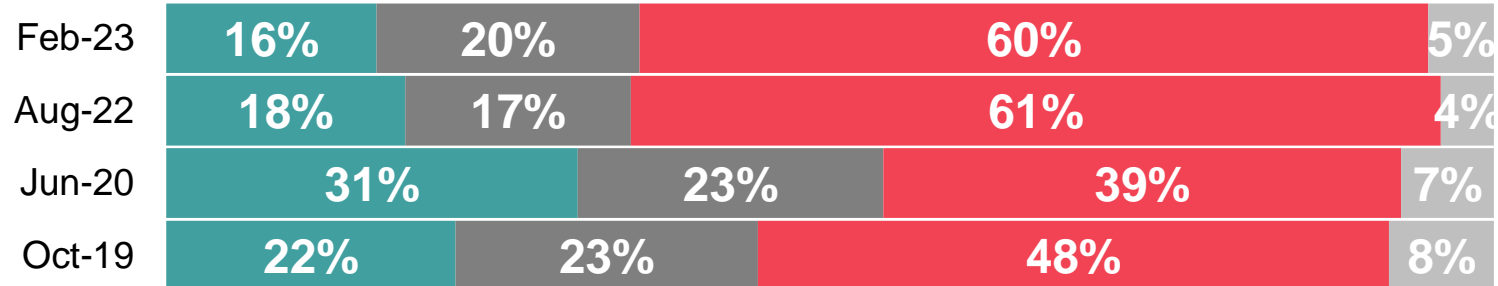
## Keir Starmer



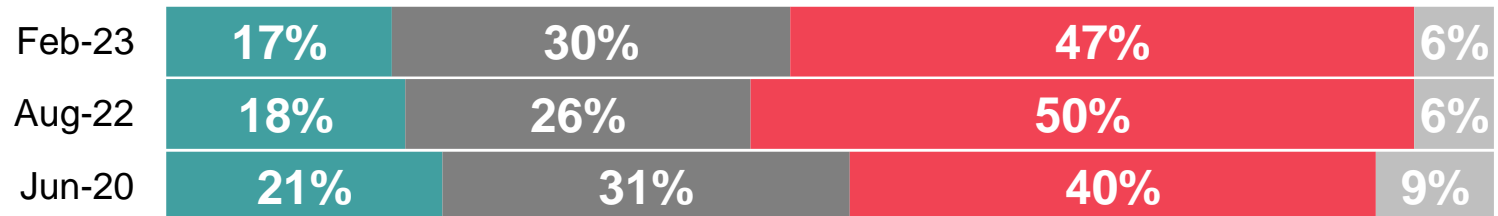
## Rishi Sunak



## Boris Johnson



## Government ministers



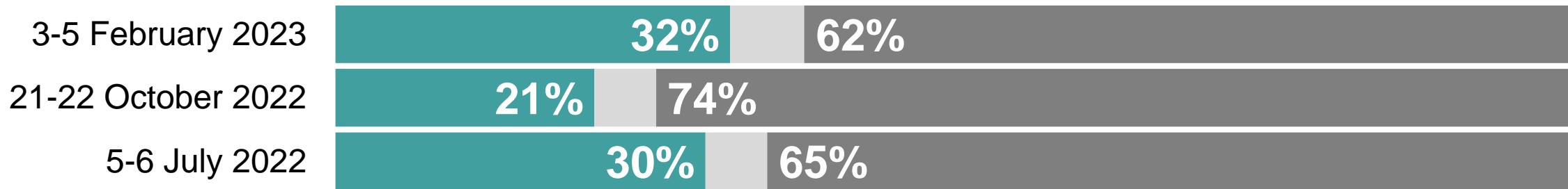
Base: 2,142 Online British adults aged 18-75, 3-5 February 2023

# The public continue to not have confidence that the UK Government is running the country properly, competently and seriously, or with integrity

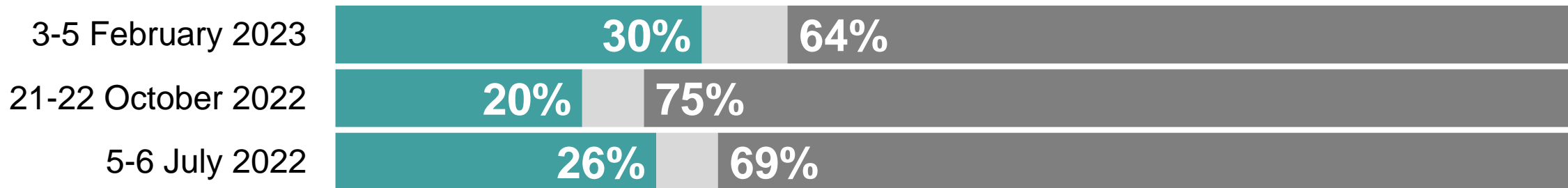
How much confidence, if any, do you have that the UK Government is running the country...?

**A great deal / fair amount** **Not very much / not at all**

**... properly, competently and seriously**



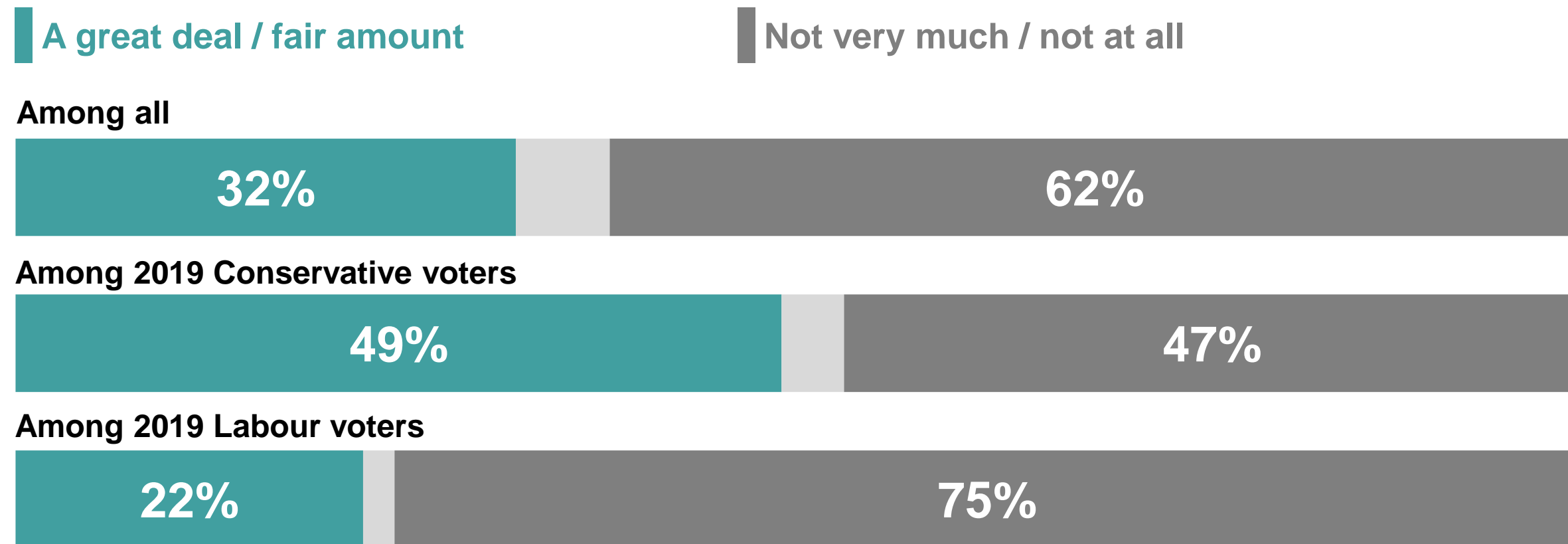
**... with integrity**



Base: 2,142 Online British adults aged 18-75, 3-5 February 2023

# Conservative voters are split on whether they have confidence that UK Government is running the country properly, competently and seriously

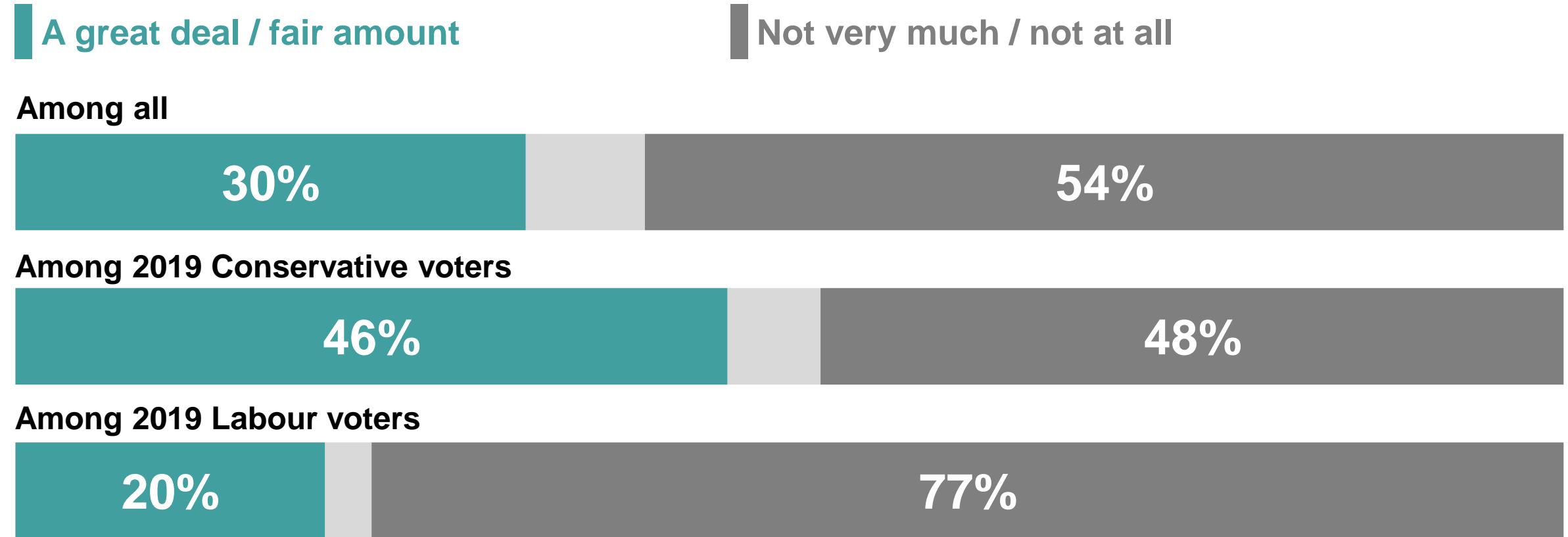
How much confidence, if any, do you have that the UK Government is running the country... properly, competently and seriously?



Base: 2,142 Online British adults aged 18-75, 3-5 February 2023, including (616) 2019 Conservative party voters and (577) 2019 Labour party voters

# 2019 Conservative voters are split on whether the UK Government is running the country with integrity, with them slightly more likely to say they are not running the country with integrity

How much confidence, if any, do you have that the UK Government is running the country... with integrity?

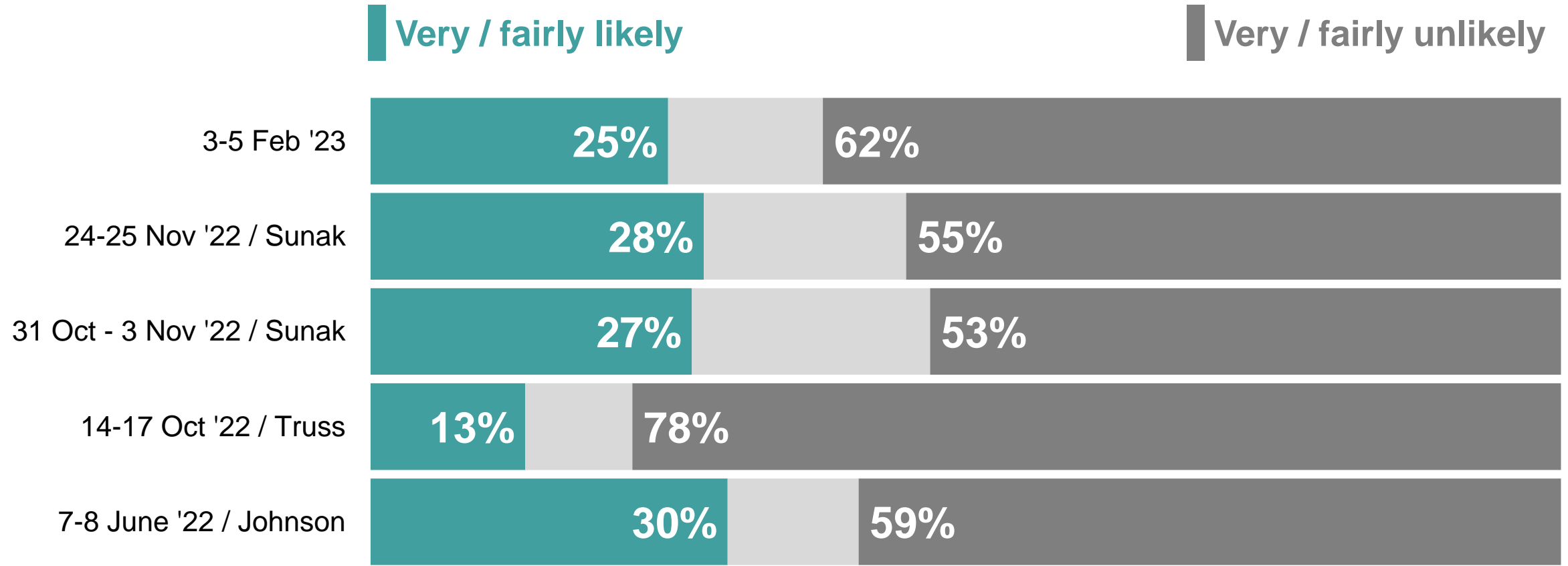


Base: 2,142 Online British adults aged 18-75, 3-5 February 2023, including (616) 2019 Conservative party voters and (577) 2019 Labour party voters



# The public continue to think it is unlikely Rishi Sunak will win the next General Election, with over three in five now thinking it is unlikely – the highest percentage since he became Prime Minister

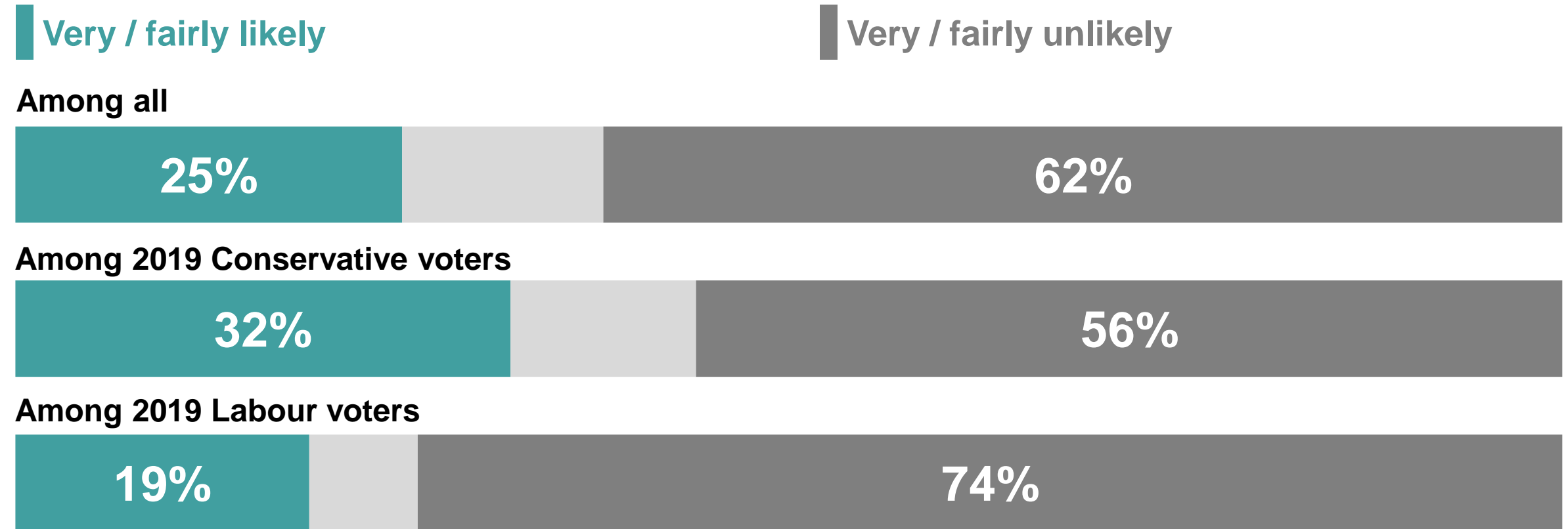
How likely or unlikely do you think it is that Rishi Sunak will win the next General Election?



Base: 2,142 Online British adults aged 18-75, 3-5 February 2023

# Three in five do not think it is likely Rishi Sunak will win the next General Election, including over half who voted Conservative in 2019

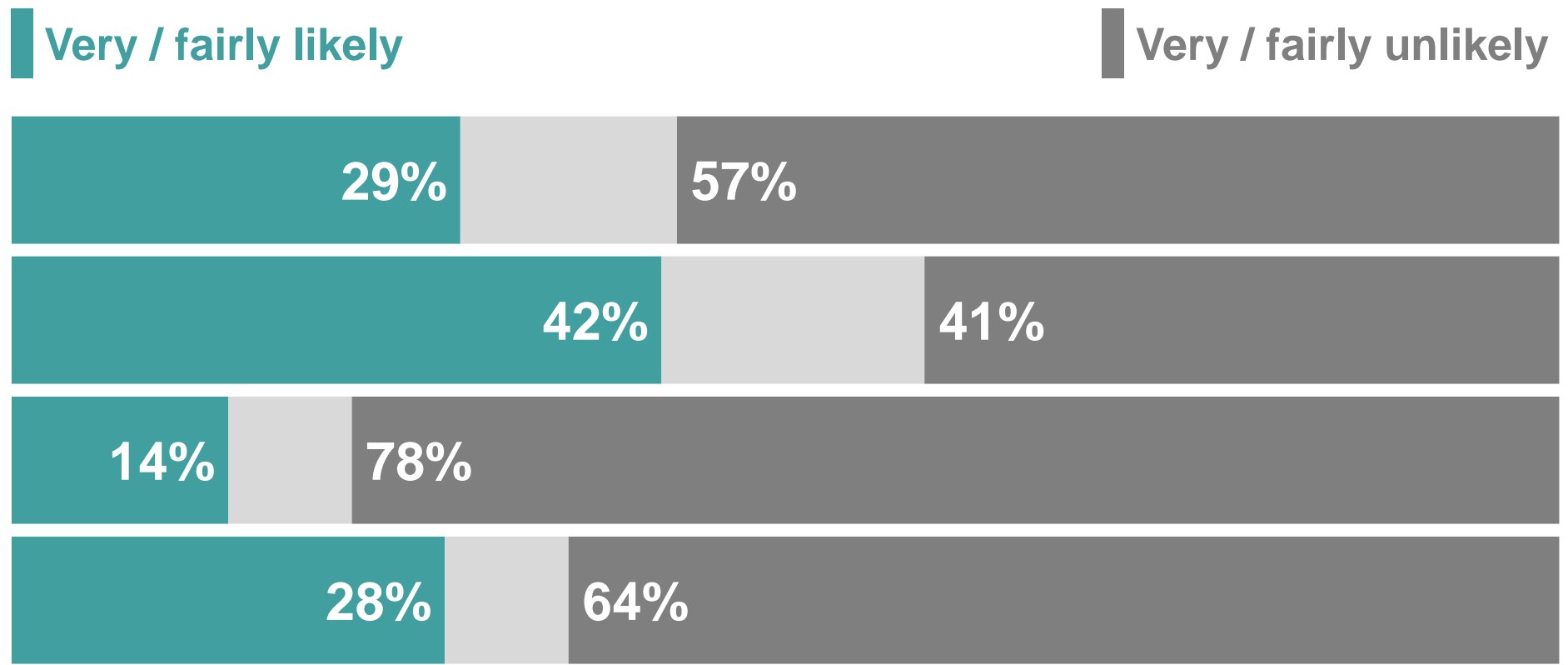
How likely or unlikely do you think it is that Rishi Sunak will win the next General Election?



Base: 2,142 Online British adults aged 18-75, 3-5 February 2023, including (616) 2019 Conservative party voters and (577) 2019 Labour party voters

# Three in five think it is unlikely Rishi Sunak will unite the Conservative Party under his leadership, and marked increase from when he assumed leadership of the party

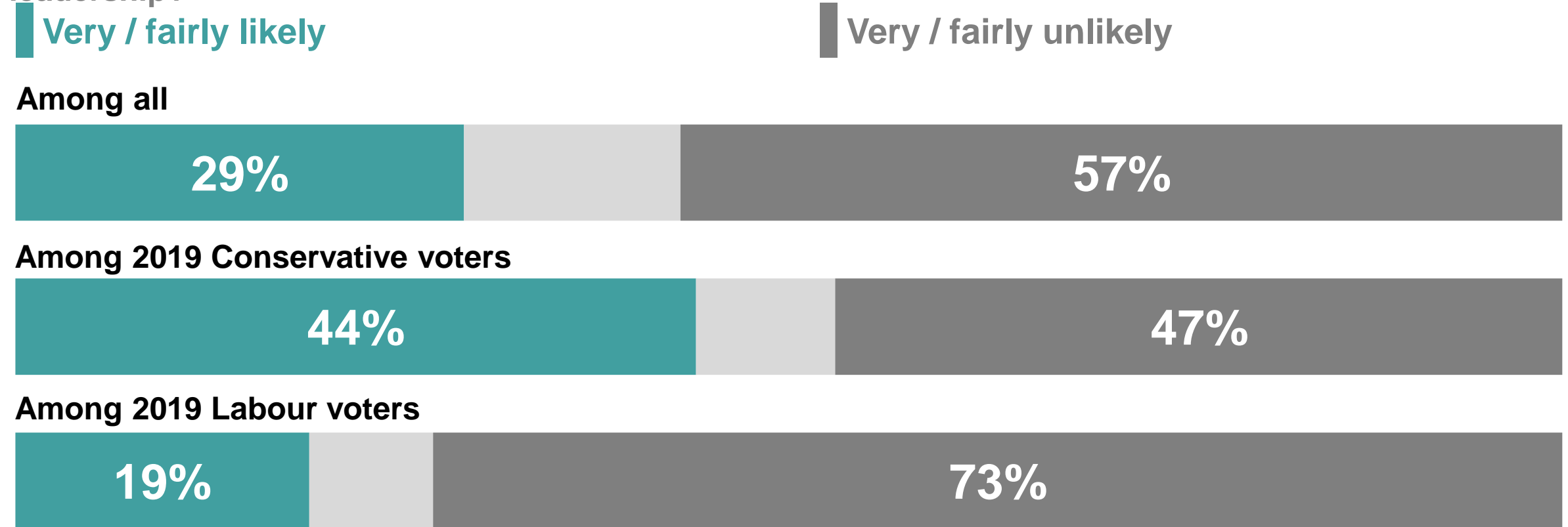
How likely or unlikely do you think it is that Rishi Sunak will unite the Conservative party under his leadership?



Base: 2,142 Online British adults aged 18-75, 3-5 February 2023

# Almost three in five do not think it is likely Rishi Sunak will unite the Conservative party, with almost half of those who voted Conservative in 2019 thinking it is unlikely

How likely or unlikely do you think it is that Rishi Sunak will unite the Conservative party under his leadership?



Base: 2,142 Online British adults aged 18-75, 3-5 February 2023, including (616) 2019 Conservative party voters and (577) 2019 Labour party voters

# Ipsos UK

## Political Polling Trust across Society February 2023

### For more information

Gideon Skinner  
Research Director  
[gideon.skinner@ipsos.com](mailto:gideon.skinner@ipsos.com)

Cameron Garrett  
Research Manager  
[cameron.garrett@ipsos.com](mailto:cameron.garrett@ipsos.com)

Keiran Pedley  
Research Director  
[keiran.pedley@ipsos.com](mailto:keiran.pedley@ipsos.com)

Ben Roff  
Research Executive  
[ben.roff@ipsos.com](mailto:ben.roff@ipsos.com)