

HEALTHCARE IN CANADA 2023

Montreal Economic Institute

Research report

April 2023



Des idées
pour une société
plus prospère

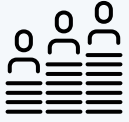


Emergency
Entrance →

Main →
Entrance

© 2023 Ipsos. All rights reserved. Contains Ipsos' Confidential and Proprietary information and may not be disclosed or reproduced without the prior written consent of Ipsos.

Methodology



These are findings of an online Ipsos poll conducted on behalf of the Montreal Economic Institute.



A sample of 1,164 Canadian residents aged 18 years and over, with an oversample of residents in Quebec (n=302) and in Alberta (n=199), was interviewed between the 17th and 20th of March 2023.



Weighting and quotas according to age, gender, region and language were employed to ensure that the sample's composition reflects the overall population according to the latest census information.



The precision of Ipsos online polls is measured using a credibility interval. In this case, the results are accurate to within +/- **3.3 percentage points, 19 times out of 20**, of what the results would have been had all Canadian adults been polled.

Key Findings

1

For the first time since 2020, **less than half (48%) of Canadians are satisfied with their provincial healthcare system**. Satisfaction is lower among residents of the Atlantic (25%) and the Saskatchewan and Manitoba (34%) regions.

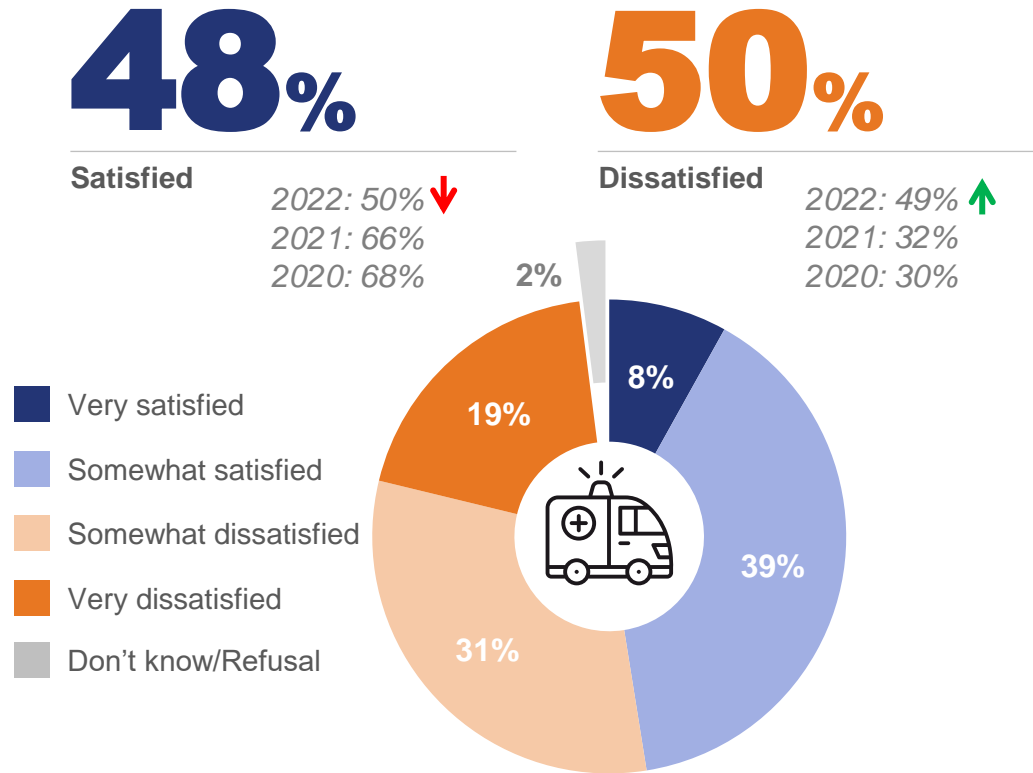
2

Three-quarters of Canadians (75%) believe that **their provincial healthcare system is too bureaucratic**, a proportion which is higher among those aged 55 and over (82%) and residents of Quebec (83%).

3

Two-thirds of Canadians (67%) believe that private entrepreneurs can provide healthcare services to patients **faster than hospitals managed by the government**.

Continuing its decline, less than half (48%) of Canadians are satisfied with their provincial healthcare system for the first time since 2020.



Satisfaction with province's healthcare system

Q1. In general, are you satisfied or dissatisfied with your province's healthcare system?
Base: All respondents 2023: (n=1,164); 2022: (n=1,174); 2021: (n=1,168); 2020: (n=1,150).

↑ ↓ Significantly higher or lower compared to previous wave

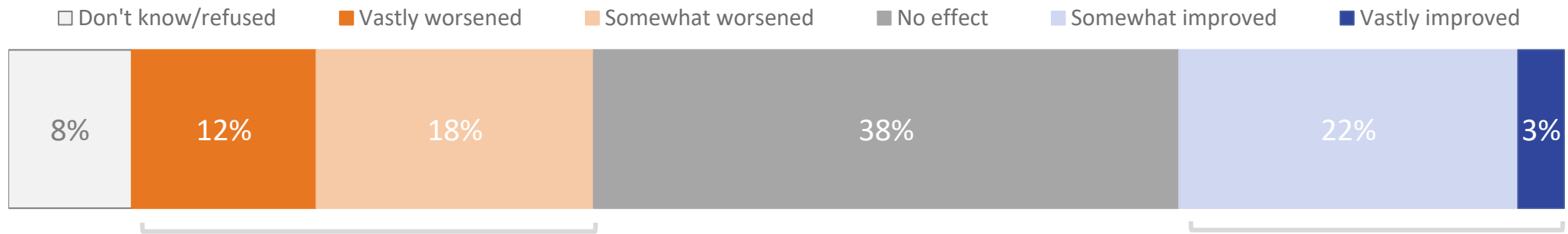
Satisfaction with the provincial health system by socio-demographic group

Women (54%) tend to be more dissatisfied than men (46%), which is also the case for residents of the Saskatchewan/Manitoba (64%) and Atlantic (75%) regions.

	Total	Age			Gender		Region					
		18-34	35-54	55+	Male	Female	BC	AB	SK/MB	ONT	QC	ATL
		A	B	C	D	E	F	G	H	I	J	K
Satisfied (Very/Somewhat)	48%	45%	44%	53% AB	52% E	43%	52% HK	47% K	34%	52% HK	48% K	25%
Dissatisfied (Very/Somewhat)	50%	50%	54% C	46%	46%	54% D	47%	49%	64% FGIJ	45%	49%	75% FGIJ



A plurality of Canadians (38%) see no effect of the additional public funds that have been injected in the healthcare system.



30%

Worsened

2022: 33% ↑
 2021: 19%
 2020: 17%

24%

Improved

2022: 21% ↓
 2021: 34%
 2020: 37%

Q2. In your opinion, have the additional amounts injected into the healthcare system over the past ten years by the government of your province improved the healthcare system?
 Base: All respondents 2023: (n=1,164), 2022: (n=1,174); 2021: (n=1,168); 2020: (n=1,150).

↑ ↓ Significantly higher or lower compared to previous wave

Improvement of the healthcare system by socio-demographic group

Women (33%) and residents of the Atlantic region (46%) are more likely to have noticed a deterioration of the healthcare system.

	Total	Age			Gender		Region					
		18-34	35-54	55+	Male	Female	BC	AB	SK/MB	ONT	QC	ATL
		A	B	C	D	E	F	G	H	I	J	K
Improved (Very/Somewhat)	24%	26%	23%	25%	30% E	19%	29%	23%	25%	24%	26%	17%
Worsened (Very/Somewhat)	30%	25%	31%	31%	25%	33% D	24%	30%	38% J	31% J	24%	46% FGIJ

Unchanged since last year, half of Canadians (52%) would like increased access to private healthcare.

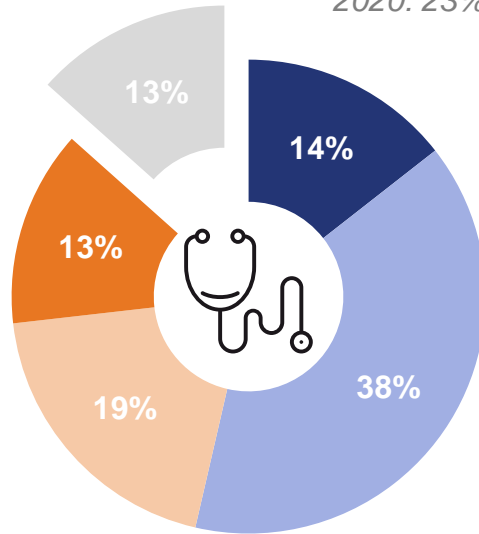
52%

Agree 2022: 52% ↓
2021: 58% ↓
2020: 63%

31%

Disagree 2022: 32% ↑
2021: 27% ↑
2020: 23%

- Completely agree
- Somewhat agree
- Somewhat disagree
- Completely disagree
- Don't know/refused



Access to independent health entrepreneurs

Q3. Would you agree or disagree that governments in Canada allow patients increased access to healthcare services provided by independent health entrepreneurs?
Base: All respondents 2023 (n=1,164), 2022: (n=1,174); 2021: (n=1,168); 2020: (n=1,150).

↑ ↓ Significantly higher or lower compared to previous wave

Access to private healthcare by socio-demographic group

Men (55%) and residents of Quebec (63%) are more likely to want increased access to private healthcare.

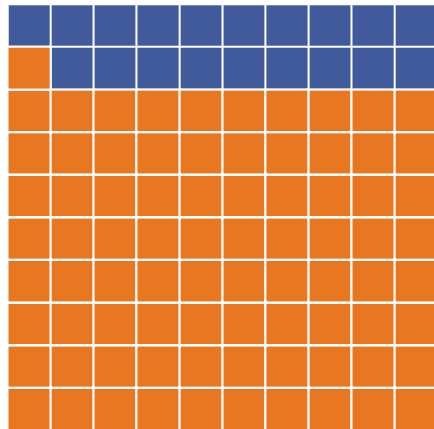
	Total	Age			Gender		Region					
		18-34	35-54	55+	Male	Female	BC	AB	SK/MB	ONT	QC	ATL
		A	B	C	D	E	F	G	H	I	J	K
Agree (Completely/Somewhat)	52%	53%	51%	52%	55% E	49%	54%	57% IK	41%	46%	63% HIK	41%
Disagree (Completely/Somewhat)	31%	31%	30%	33%	33%	30%	29%	30%	34%	37% J	23%	32%

Unchanged since 2022, eight in ten Canadians (81%) are unaware of the French or Swedish healthcare models.

19%

Yes

2021: 17%
2022: 19%



81%

No

2022: 81%
2021: 83%

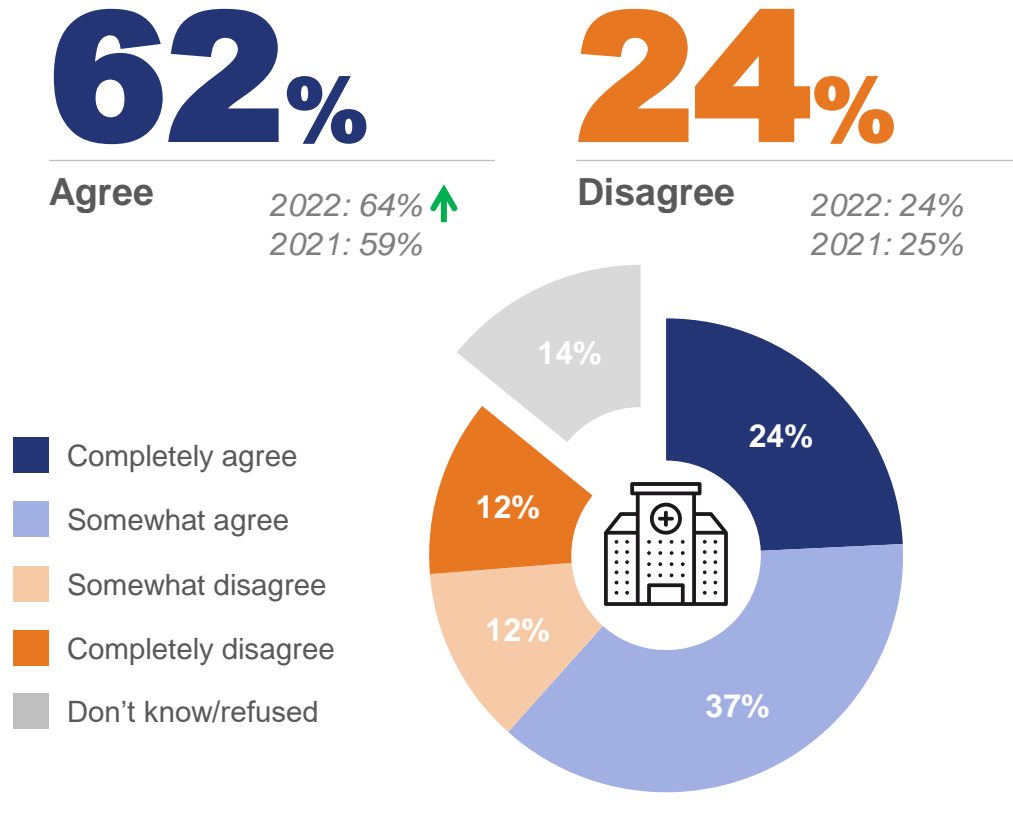
Awareness of the French or Swedish models

↑↓ Significantly higher or lower compared to previous wave

Awareness of the French or Swedish models by socio-demographic group

	Total	Age			Gender		Region					
		18-34	35-54	55+	Male	Female	BC	AB	SK/MB	ONT	QC	ATL
		A	B	C	D	E	F	G	H	I	J	K
Yes	19%	20%	19%	18%	24% E	14%	20%	19%	17%	19%	22% K	10%
No	81%	80%	81%	82%	76%	86% D	80%	81%	83%	81%	78%	90% J

Six in ten Canadians (62%) agree that Canada should emulate the French or Swedish healthcare system – a similar proportion to last year.



Applying the French/Swedish healthcare models

Q5. To what extent do you agree or disagree that Canada should follow this 'French or Swedish model' and allow private entrepreneurs to manage some public hospitals, provided that medically required care remains covered and fully reimbursed by the government?

Base: All respondents 2023: (n=1,164), 2022: (n=1,174); 2021: (n=1,168).

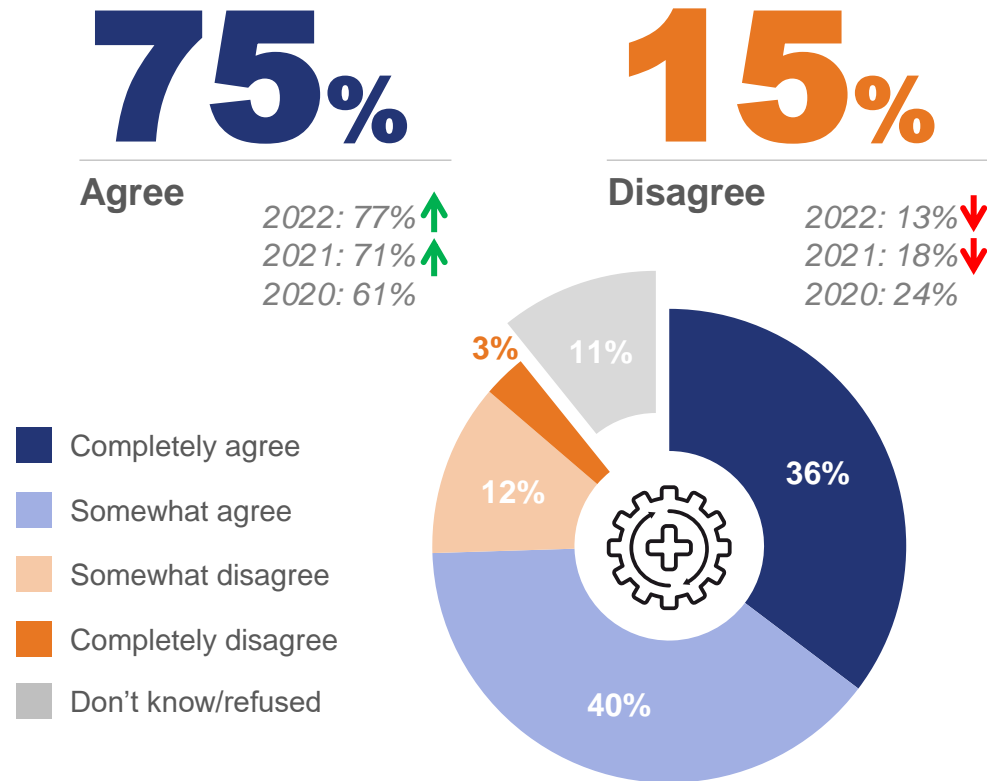
↑ ↓ Significantly higher or lower compared to previous wave

Applying the French/Swedish healthcare models by socio-demographic group

Residents of Quebec (69%) and the Atlantic region (73%) are more likely to agree that Canada should follow the French/Swedish model.

	Total	Age			Gender		Region					
		18-34	35-54	55+	Male	Female	BC	AB	SK/MB	ONT	QC	ATL
		A	B	C	D	E	F	G	H	I	J	K
Agree (Completely/Somewhat)	62%	61%	62%	62%	62%	61%	56%	58%	60%	59%	69% FGI	73% FGI
Disagree (Completely/Somewhat)	24%	24%	23%	25%	27% E	21%	31% JK	29% JK	29% J	26% J	16%	15%

Three-quarters of Canadians (75%) believe their provincial healthcare system is too bureaucratic.



My province's health care system is too bureaucratic

Q6_1. To what extent do you agree or disagree with the following: My province's healthcare system is too bureaucratic to respond quickly or adequately to the needs of the population.
Base: All respondents 2023: (n=1,164); 2022: (n=1,174); 2021: (n=1,168); 2020: (n=1,150).

↑ ↓ Significantly higher or lower compared to previous wave

The bureaucratic nature of the healthcare system by socio-demographic group

Residents of Quebec (83%) are more likely to agree that their provincial healthcare system is too bureaucratic, which is also the case for those who are aged 55 or more (82%).

	Total	Age			Gender		Region					
		18-34	35-54	55+	Male	Female	BC	AB	SK/MB	ONT	QC	ATL
		A	B	C	D	E	F	G	H	I	J	K
Agree (Completely/Somewhat)	75%	65%	75% A	82% AB	73%	77%	73%	75%	78%	70%	83% FGI	78%
Disagree (Completely/Somewhat)	15%	21% BC	13%	11%	18% E	11%	19% J	19% J	14%	17% J	7%	12%

Down three points, more than half (54%) of Canadians agree that the rate of spending in their provincial healthcare system is unsustainable.

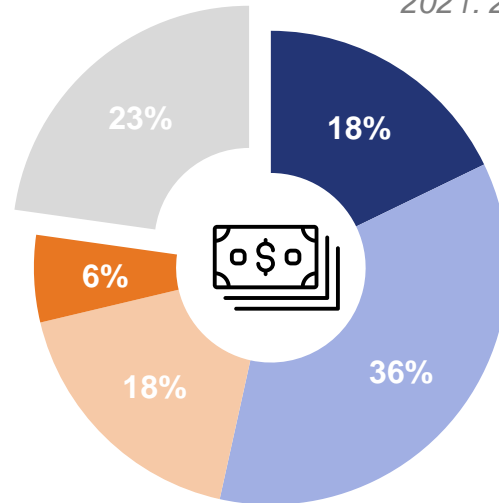
54%

Agree
 2022: 57% ↑
 2021: 52%

24%

Disagree
 2022: 21%
 2021: 23%

- Completely agree
- Somewhat agree
- Somewhat disagree
- Completely disagree
- Don't know/refused



Spending increase in public health care is unsustainable

↑ ↓ Significantly higher or lower compared to previous wave

Sustainability of spending in healthcare by socio-demographic group

Residents of Quebec (64%) are more likely to believe that the rate of spending in the healthcare system is unsustainable.

	Total	Age			Gender		Region					
		18-34	35-54	55+	Male	Female	BC	AB	SK/MB	ONT	QC	ATL
		A	B	C	D	E	F	G	H	I	J	K
Agree (Completely/Somewhat)	54%	45%	55% A	59% A	57% E	51%	51%	50%	42%	52%	64% FGHI	52%
Disagree (Completely/Somewhat)	24%	29% B	20%	22%	27% E	20%	25% J	34% IJ	29% J	26% J	11%	27% J

Q6_2. To what extent do you agree or disagree with the following: The rate of spending increase in my province's public healthcare system is unsustainable
Base: All respondents 2023 (n=1,164).

Less than six in ten Canadians (58%) believe that the healthcare system should be decentralized – a downwards trend since 2021.

58%

Agree

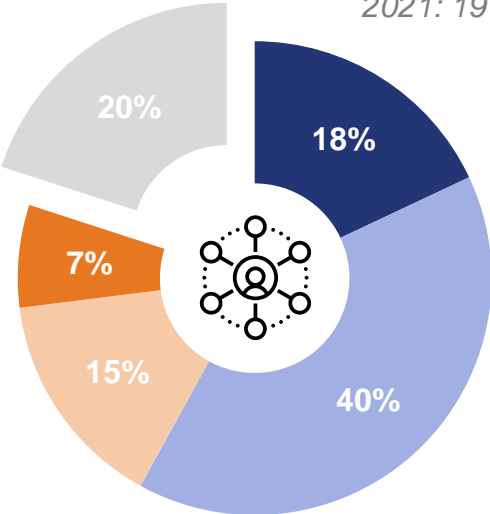
2022: 60%
2021: 62%

22%

Disagree

2022: 21%
2021: 19%

- Completely agree
- Somewhat agree
- Somewhat disagree
- Completely disagree
- Don't know/refused



My province's health care system should be decentralized

Q6_3. To what extent do you agree or disagree with the following: the healthcare system should be more decentralized and allow hospitals to be more autonomous and remunerated on the basis of the services they actually deliver
 Base: All respondents 2023: (n=1,164), 2022: (n=1,174); 2021: (n=1,168).

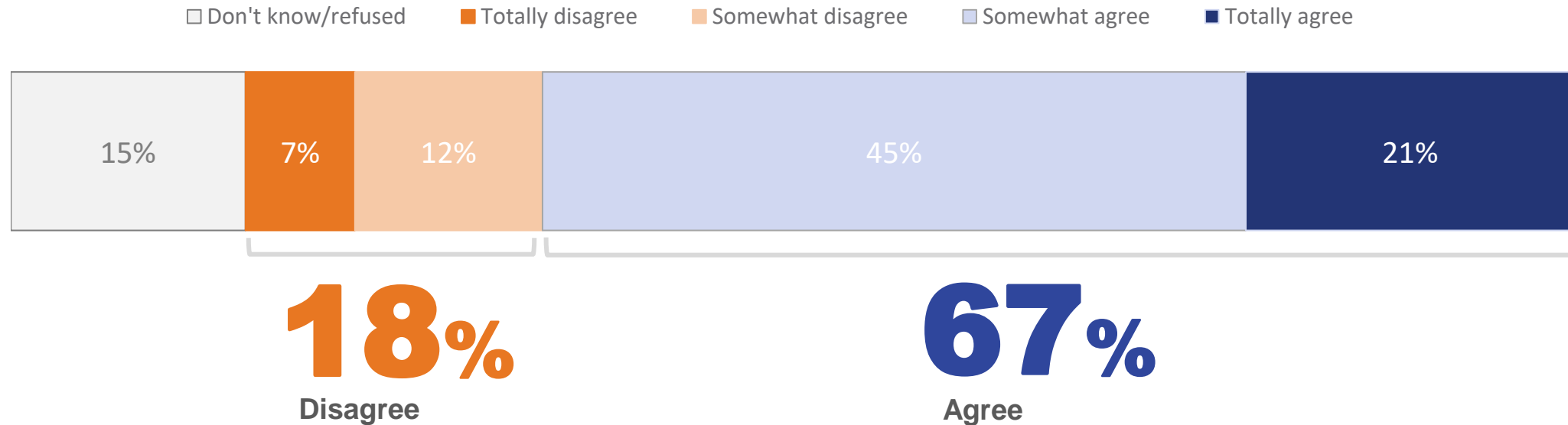
↑ ↓ Significantly higher or lower compared to previous wave

The decentralization of the healthcare system by socio-demographic group

Residents of Quebec (72%) are more likely to agree that the healthcare system should be more decentralized.

	Total	Age			Gender		Region					
		18-34	35-54	55+	Male	Female	BC	AB	SK/MB	ONT	QC	ATL
		A	B	C	D	E	F	G	H	I	J	K
Agree (Completely/Somewhat)	58%	56%	57%	61%	60%	56%	53%	52%	48%	54%	72% FGHI	65%
Disagree (Completely/Somewhat)	22%	25%	22%	19%	25% E	19%	28% J	30% JK	25% J	24% J	12%	16%

Two-thirds of Canadians (67%) believe that private entrepreneurs can deliver healthcare services faster than hospitals managed by the government.



Speed of delivery of healthcare services by socio-demographic group

	Total	Age			Gender		Region					
		18-34	35-54	55+	Male	Female	BC	AB	SK/MB	ONT	QC	ATL
		A	B	C	D	E	F	G	H	I	J	K
Agree (Completely/Somewhat)	67%	62%	68%	69% A	64%	69%	65%	67%	72%	62%	72% I	69%
Disagree (Completely/Somewhat)	18%	21%	18%	16%	22% E	15%	18%	23% J	17%	21% J	13%	16%

Q7. Would you agree or disagree that private healthcare entrepreneurs can deliver services to patients faster than hospitals operated by the government?
 Base: All respondents 2023: (n=1,164)



Seven in ten Quebecers (69%) agree with the government's proposition to open two new mini-hospitals managed by private entrepreneurs

69%

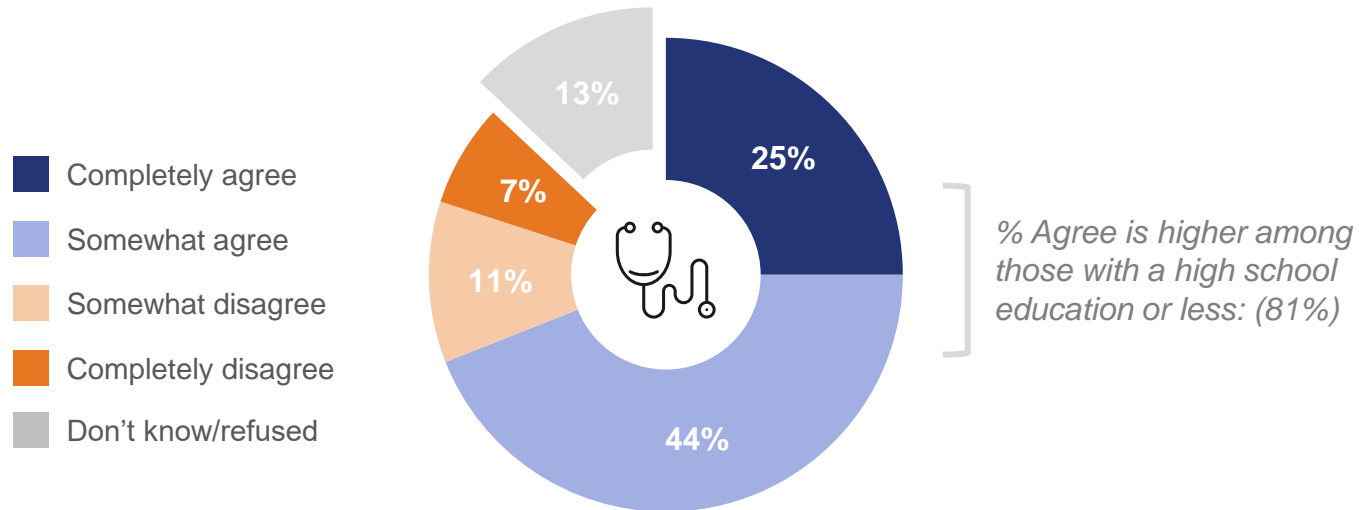
Agree

18%

Disagree



Quebec only



Opening two new mini-hospitals in Quebec managed by private entrepreneurs

Q8. Would you agree or disagree with the government of Quebec's proposition to open two new mini-hospitals that would be managed by private entrepreneurs?
Base: Those who live in Quebec 2023 (n=302).

Residents of Alberta are divided over the idea of introducing health spending accounts – 42% say they agree.

42%

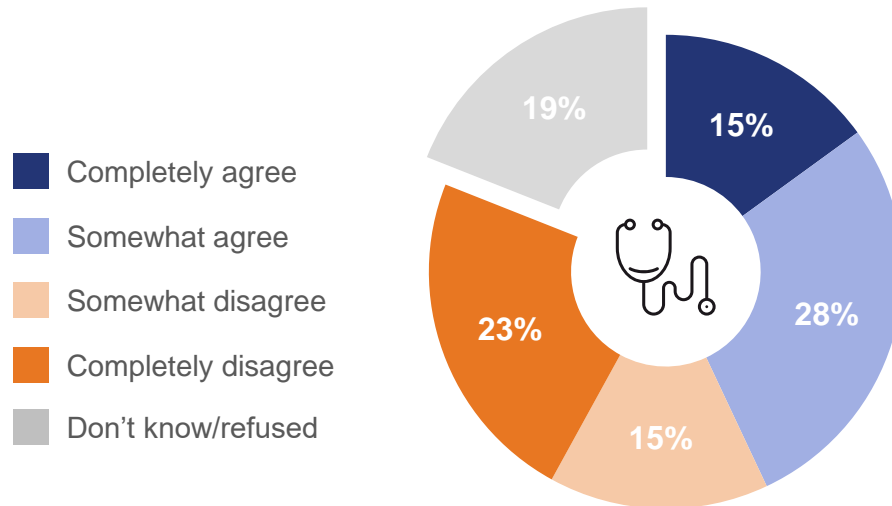
Agree

38%

Disagree



Alberta only



Introducing health spending accounts in Alberta

Q9. Would you agree or disagree with the idea of introducing health spending accounts in Alberta?
Base: Those who live in Alberta 2023 (n=199).

About Ipsos

Ipsos is the third largest market research company in the world, present in 90 markets and employing more than 18,000 people.

Our research professionals, analysts and scientists have built unique multi-specialist capabilities that provide powerful insights into the actions, opinions and motivations of citizens, consumers, patients, customers or employees. Our 75 business solutions are based on primary data coming from our surveys, social media monitoring, and qualitative or observational techniques.

“Game Changers” – our tagline – summarises our ambition to help our 5,000 clients to navigate more easily our deeply changing world.

Founded in France in 1975, Ipsos is listed on the Euronext Paris since July 1st, 1999. The company is part of the SBF 120 and the Mid-60 index and is eligible for the Deferred Settlement Service (SRD).

ISIN code FR0000073298, Reuters ISOS.PA, Bloomberg IPS:FP
www.ipsos.com

Game Changers

In our world of rapid change, the need for reliable information to make confident decisions has never been greater.

At Ipsos we believe our clients need more than a data supplier, they need a partner who can produce accurate and relevant information and turn it into actionable truth.

This is why our passionately curious experts not only provide the most precise measurement, but shape it to provide True Understanding of Society, Markets and People.

To do this we use the best of science, technology and know-how and apply the principles of security, simplicity, speed and substance to everything we do.

So that our clients can act faster, smarter and bolder. Ultimately, success comes down to a simple truth:
You act better when you are sure.