

# WHAT WORRIES THE WORLD?

August 2023

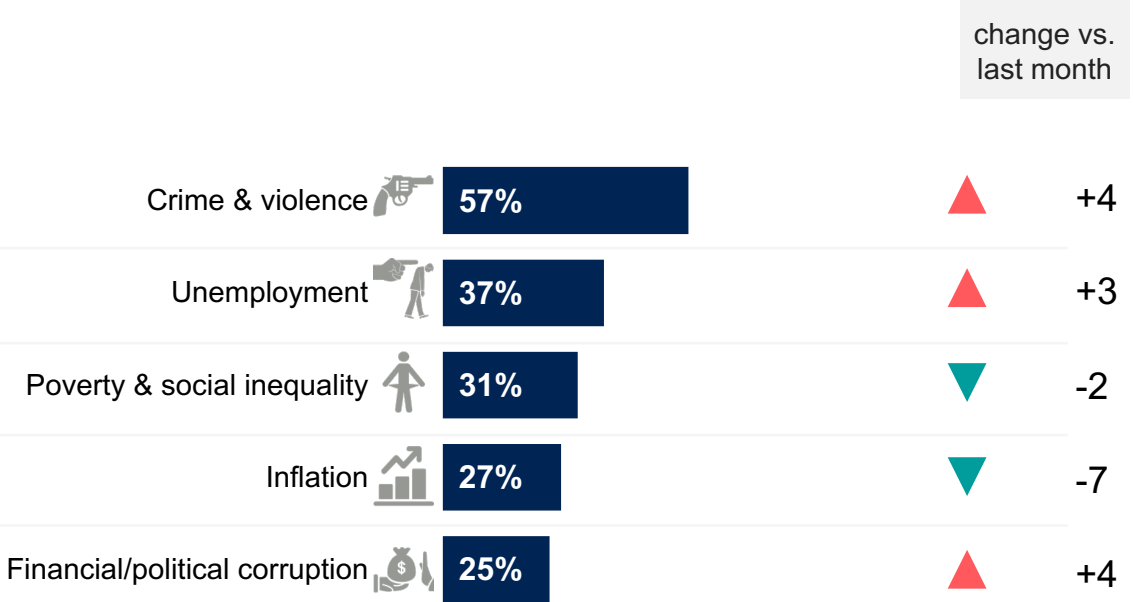


GAME CHANGERS

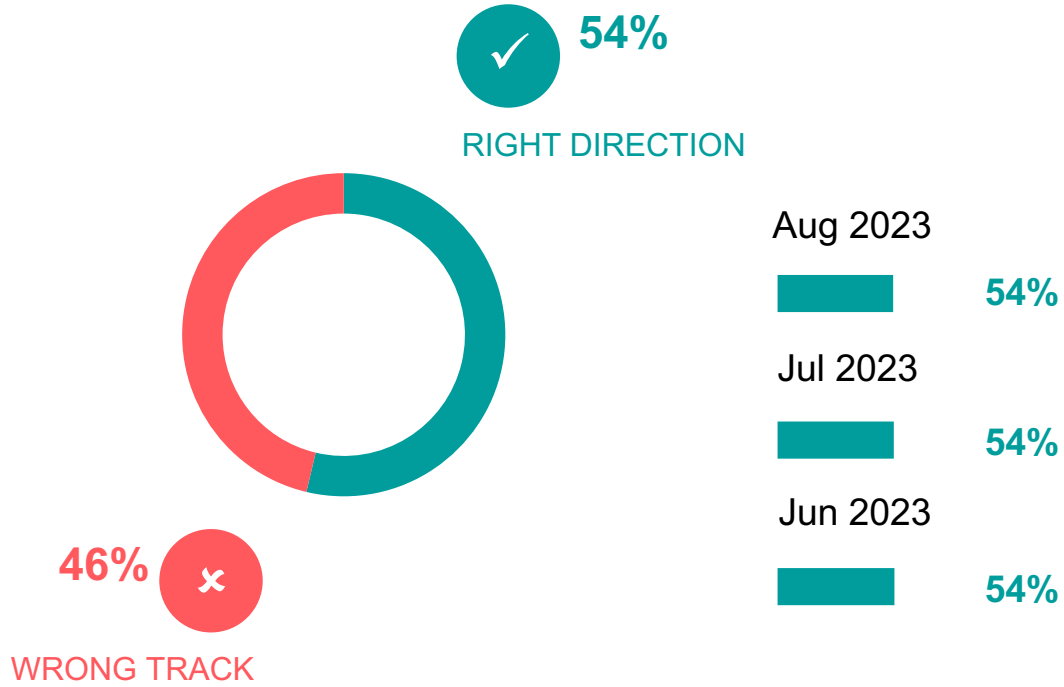


# MEXICO SUMMARY: AUGUST 2023

**Q: Which three of the following topics do you find the most worrying in your country?**



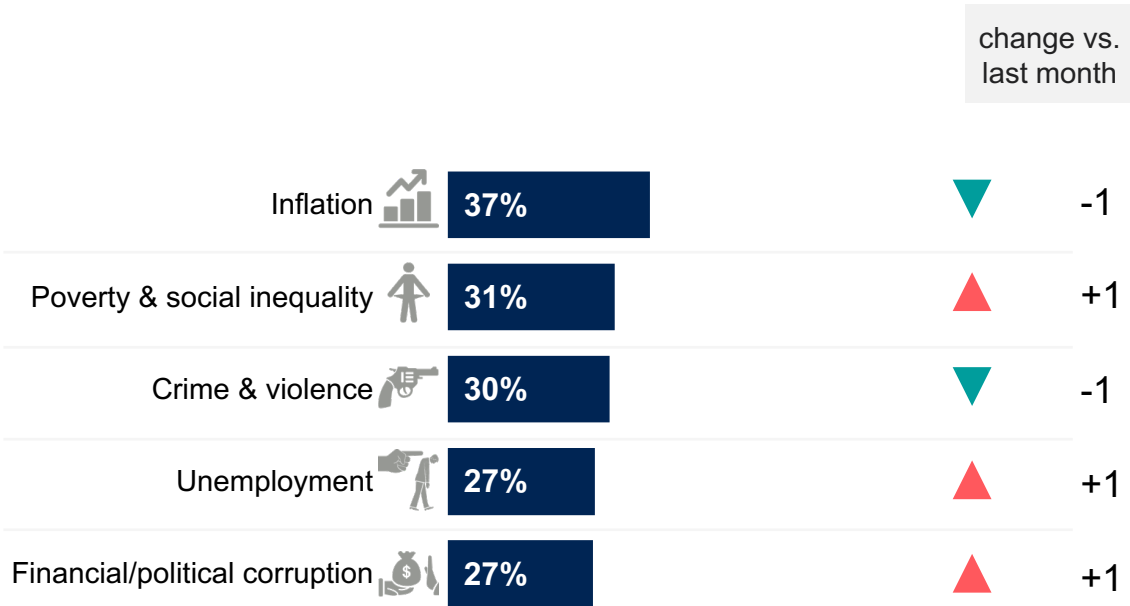
**Q: Generally speaking, would you say things in this country are heading in the right direction, or are they off on the wrong track?**



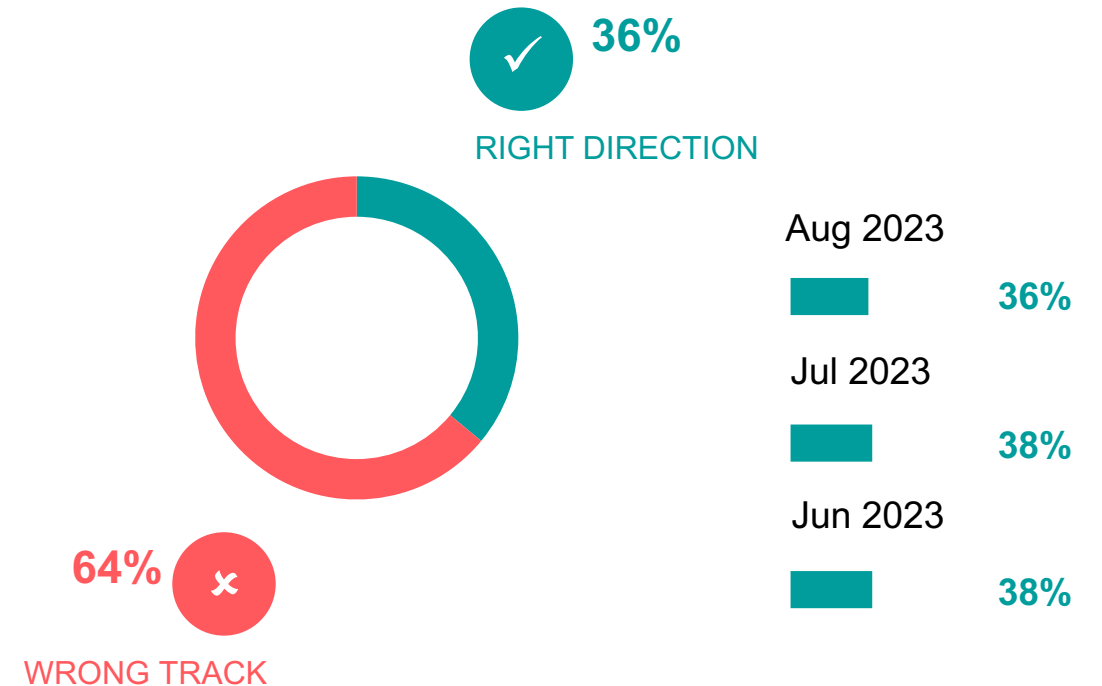
**Base:** Representative sample of Mexican adults aged 16-74. c.500 per month.  
**Source:** Global Advisor. *Global score is a Global Country Average. See methodology for details.*

# WORLD SUMMARY: AUGUST 2023

**Q: Which three of the following topics do you find the most worrying in your country?**



**Q: Generally speaking, would you say things in this country are heading in the right direction, or are they off on the wrong track?**



**Base:** Representative sample of global adults aged 16-74. c.25,275 per month.

**Source:** Global Advisor. *Global score is a Global Country Average. See methodology for details.*

# RIGHT DIRECTION WRONG TRACK

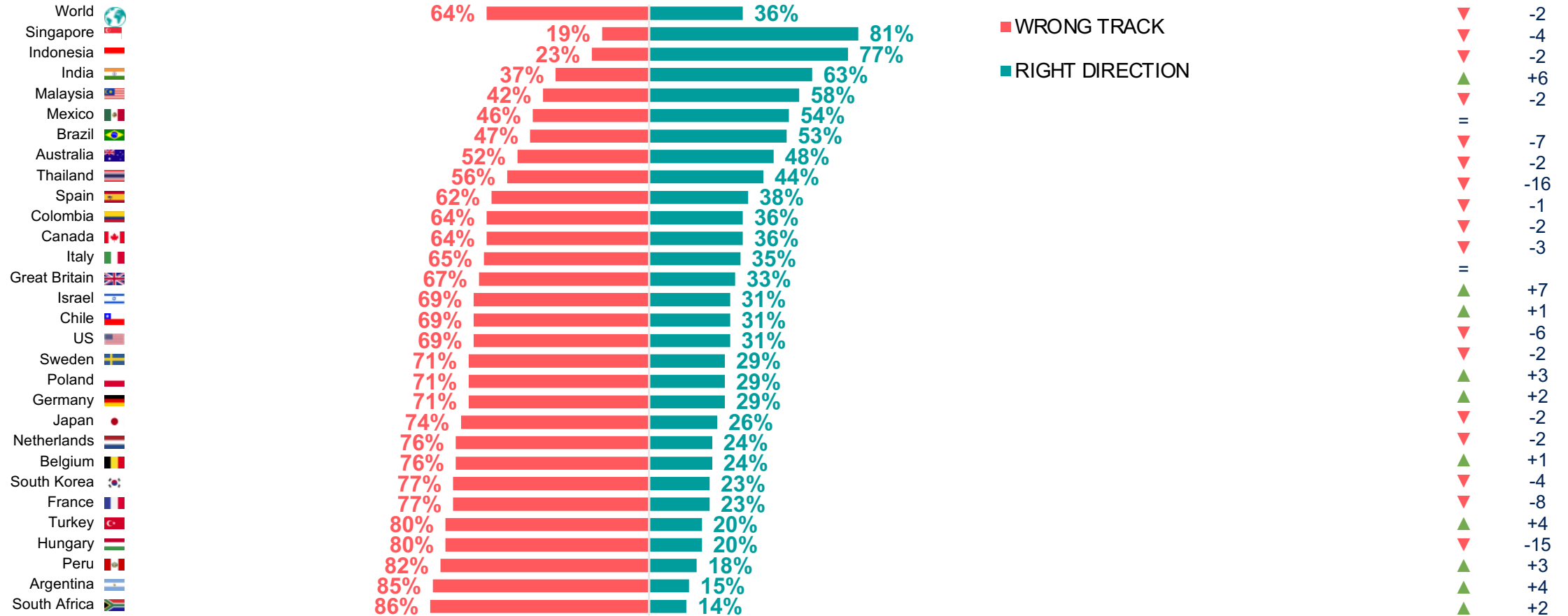
- Country comparisons
- Trends over time: Mexico
- Trends over time: World

# COUNTRY COMPARISON

## RIGHT DIRECTION/WRONG TRACK

% change compared with previous month:

Jul 2023

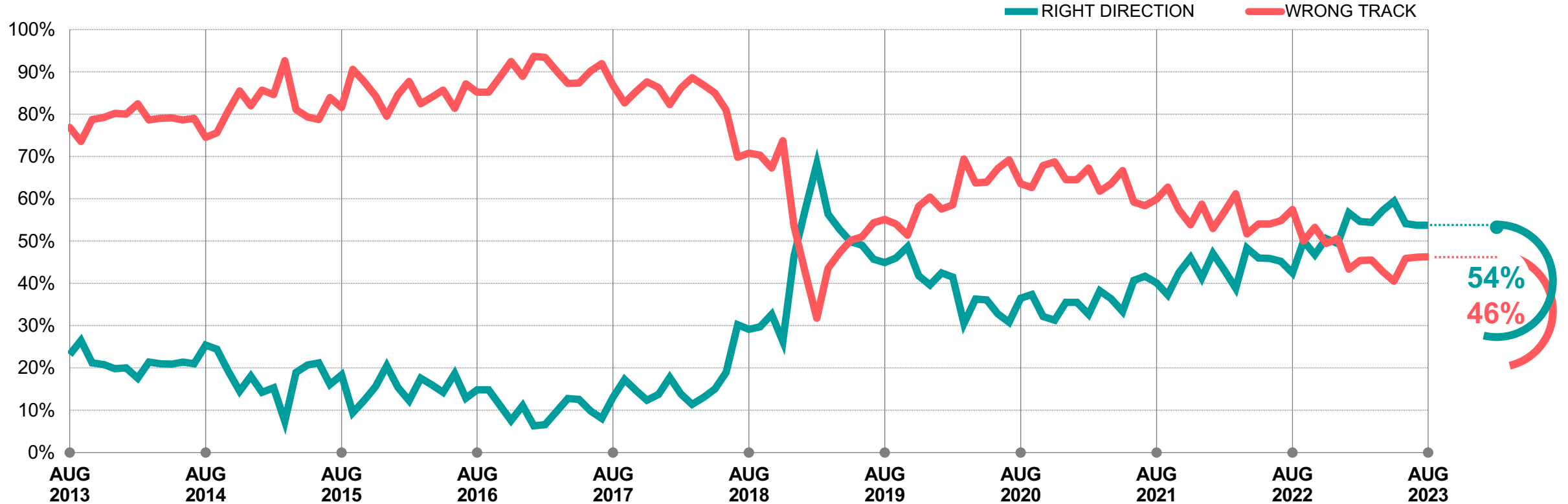


**Base:** Representative sample of c.25,275 adults aged 16-74 in 29 participating countries, July 21st 2023 - August 4th 2023..

**Source:** Global Advisor. *Global score is a Global Country Average. See methodology for details.*

# MEXICO: RIGHT DIRECTION/ WRONG TRACK

Generally speaking, would you say things in this country are heading in the right direction, or are they off on the wrong track?

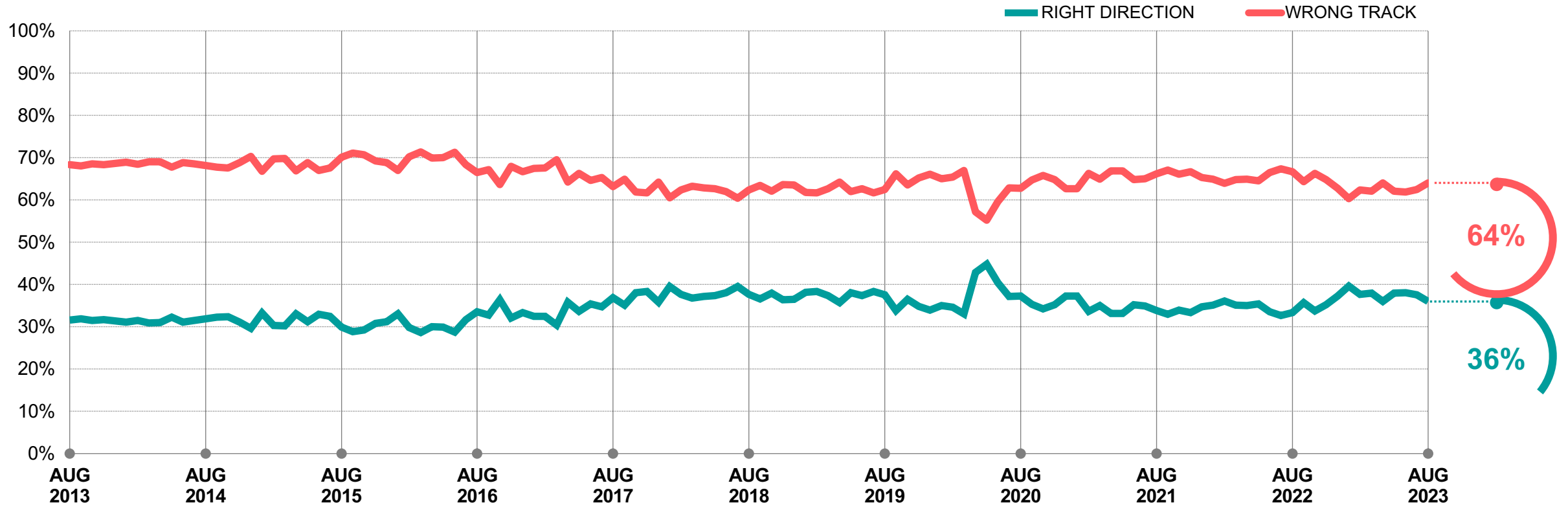


**Base:** Representative sample of Mexican adults aged 16-74. c.500 per month.

**Source:** Global Advisor. *Global score is a Global Country Average. See methodology for details.*

# WORLD: RIGHT DIRECTION/ WRONG TRACK

Generally speaking, would you say things in this country are heading in the right direction, or are they off on the wrong track?



**Base:** Representative sample of global adults aged 16-74. c.25,275 per month.

**Source:** Global Advisor. *Global score is a Global Country Average. See methodology for details.*

# MEXICO'S WORRIES

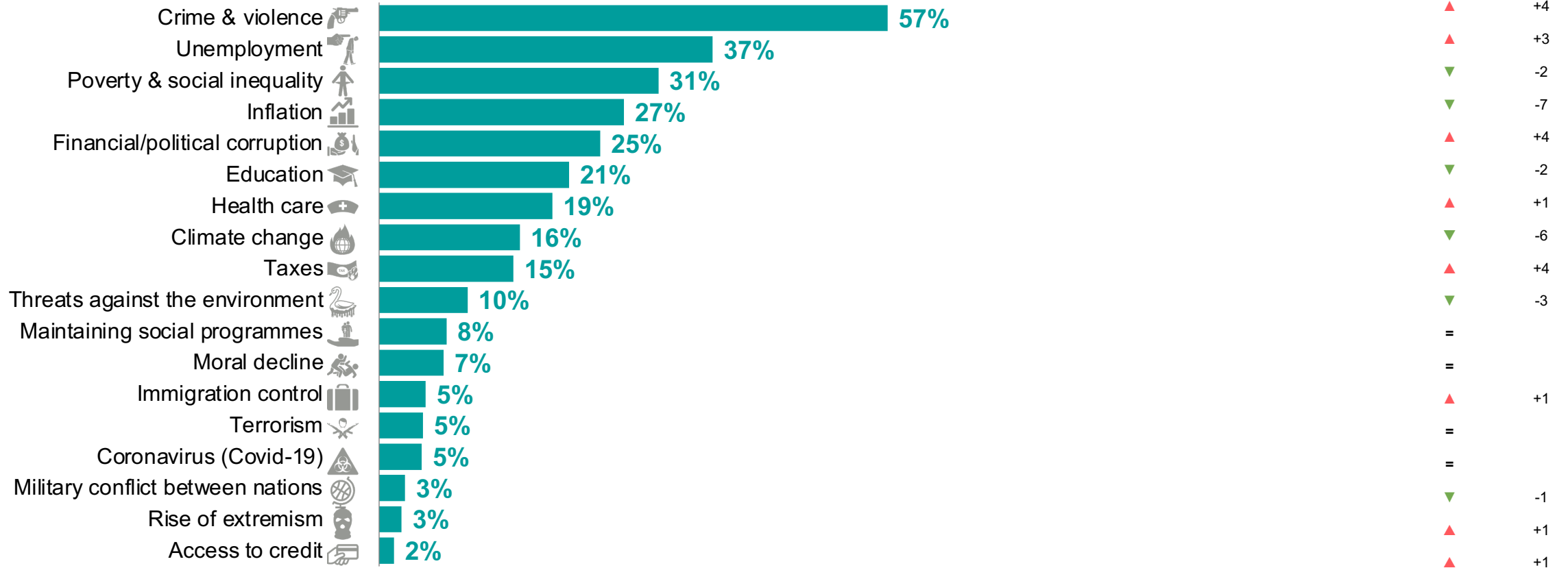
- Mexico's top worries
- World's top worries
- Trends over time for worries: Mexico & World



# MEXICO'S WORRIES

Which three of the following topics do you find the most worrying in your country?

## Mentioned in August 2023 (%)



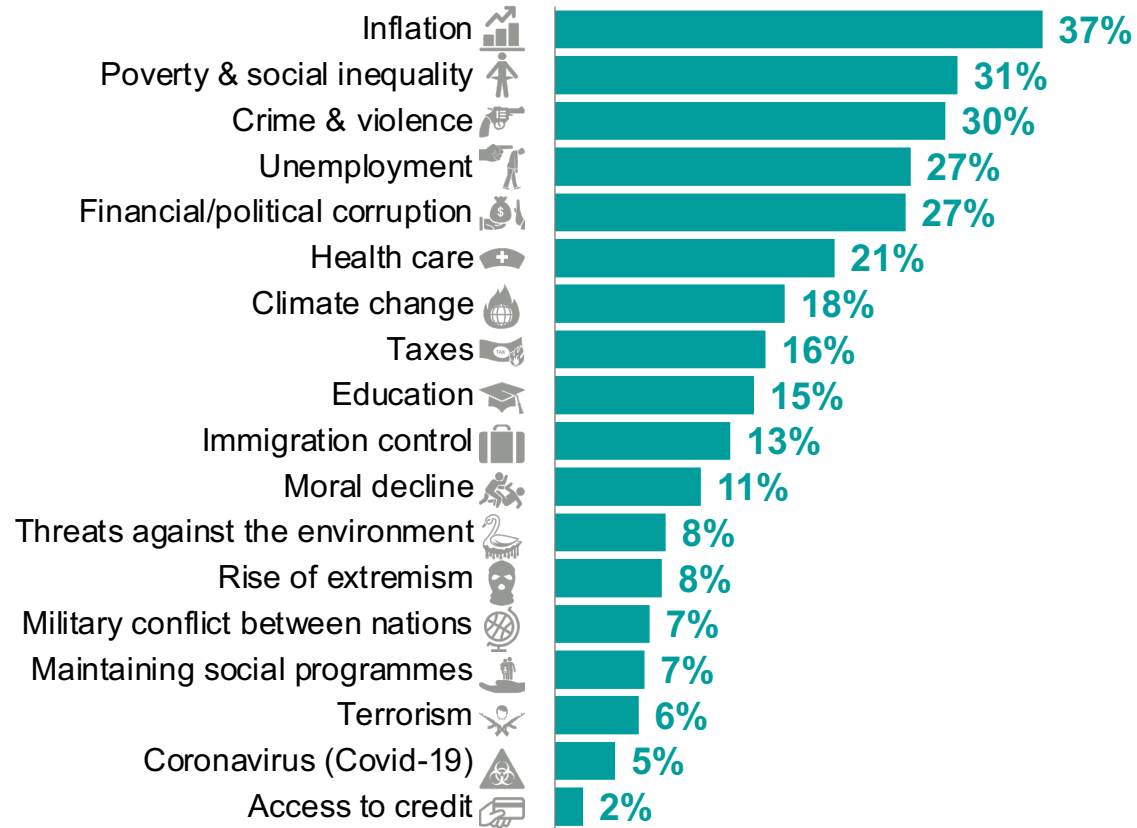
**Base:** Representative sample of Mexican adults aged 16-74. August 2023: 500.

**Source:** Global Advisor. *Global score is a Global Country Average. See methodology for details.*

# WORLD WORRIES

Which three of the following topics do you find the most worrying in your country?

## Mentioned in August 2023 (%)



% change compared with previous month:

## Jul 2023

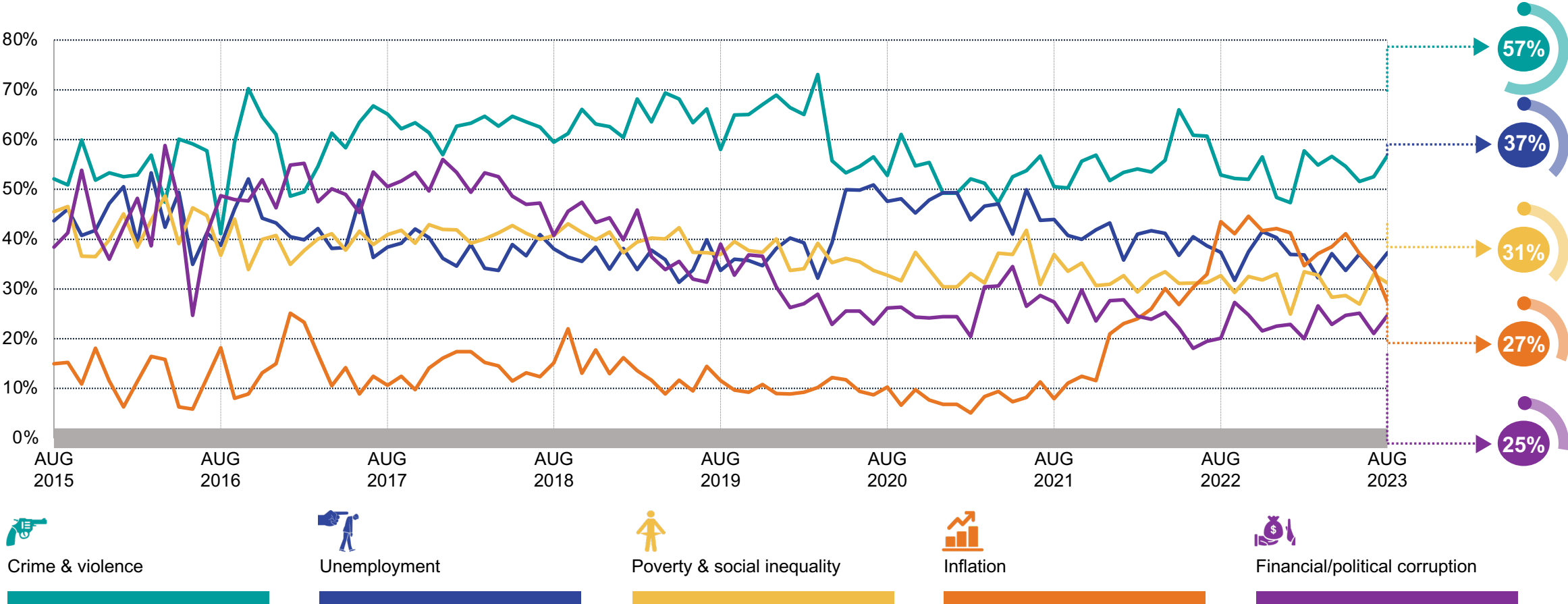
Change	Value
▼	-1
▲	+1
▼	-1
▲	+1
▲	+1
=	
▲	+1
=	
▼	-1
▼	-1
=	
=	
=	
▼	-1
=	
=	

Base: Representative sample of global adults aged 16-74. August 2023: 25,275.

Source: Global Advisor. Global score is a Global Country Average. See methodology for details.

# MEXICO'S CURRENT TOP 5 WORRIES: LONG-TERM TRENDS

Which three of the following topics do you find the most worrying in your country?



Base: Representative sample of Mexican adults aged 16-74. c.500 per month.

Source: Global Advisor. Global score is a Global Country Average. See methodology for details.

# THE WORLD'S CURRENT TOP 5 WORRIES: LONG-TERM TRENDS

Which three of the following topics do you find the most worrying in your country?



**Base:** Representative sample of adults aged 16-74. c.25,275 per month.  
**Source:** Global Advisor. *Global score is a Global Country Average. See methodology for details.*

# WORLD WORRIES COUNTRY COMPARISON

- Top concern by country
- Top 3 concerns by country
- Country comparison of Mexico's top 5 concerns

# 1 | INFLATION

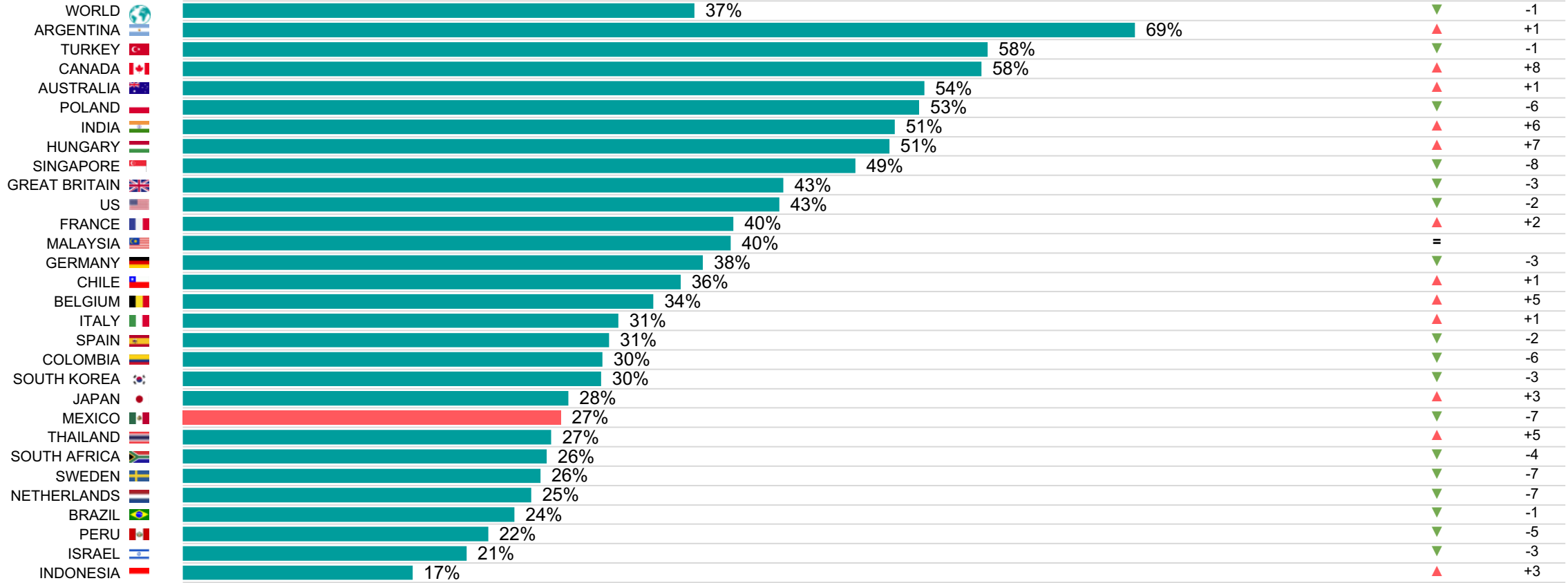
## MEXICO VS. GLOBAL

Which three of the following topics do you find the most worrying in your country?

% change compared with previous month:

July 2023

(%) worried in August 2023 in each country



Base: Representative sample of adults aged 16-74 in 29 countries. August 2023: 25,275.

Source: Global Advisor. Global score is a Global Country Average. See methodology for details.

# 2 | POVERTY & SOCIAL INEQUALITY

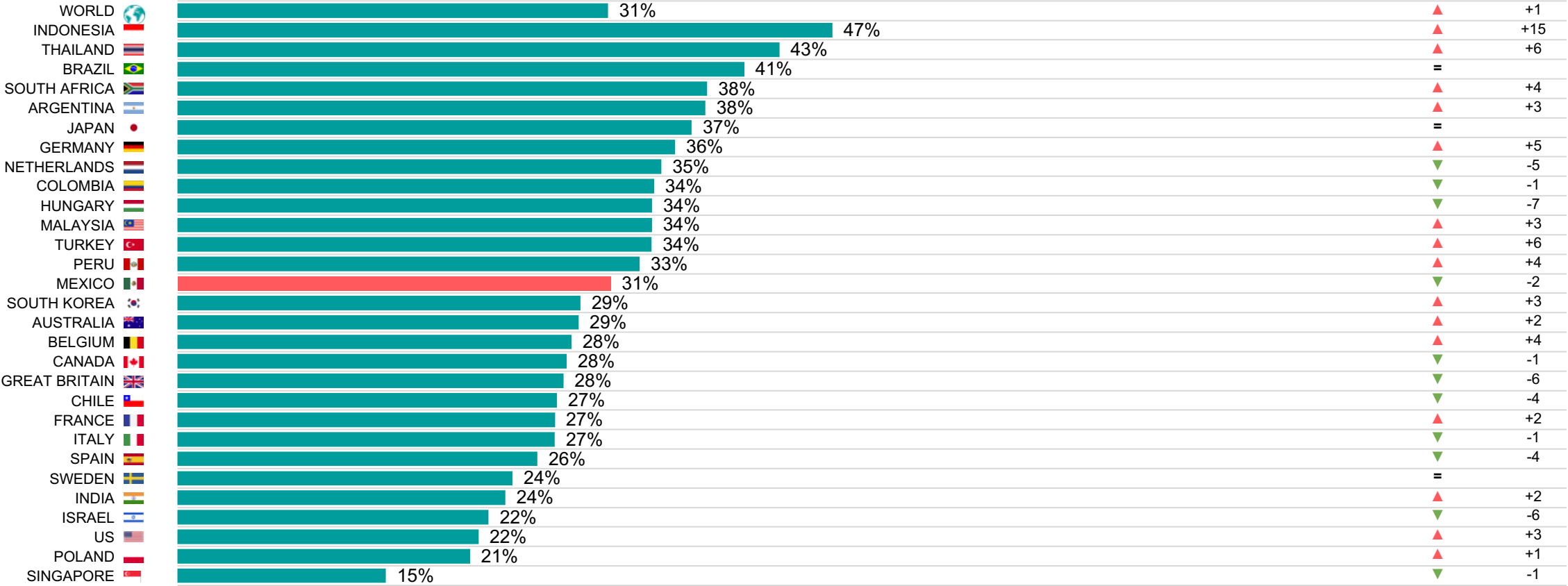
## MEXICO VS. GLOBAL

Which three of the following topics do you find the most worrying in your country?

% change compared with previous month:

July 2023

(%) worried in August 2023 in each country



Base: Representative sample of adults aged 16-74 in 29 countries. August 2023: 25,275.

Source: Global Advisor. Global score is a Global Country Average. See methodology for details.

# 3 | CRIME & VIOLENCE

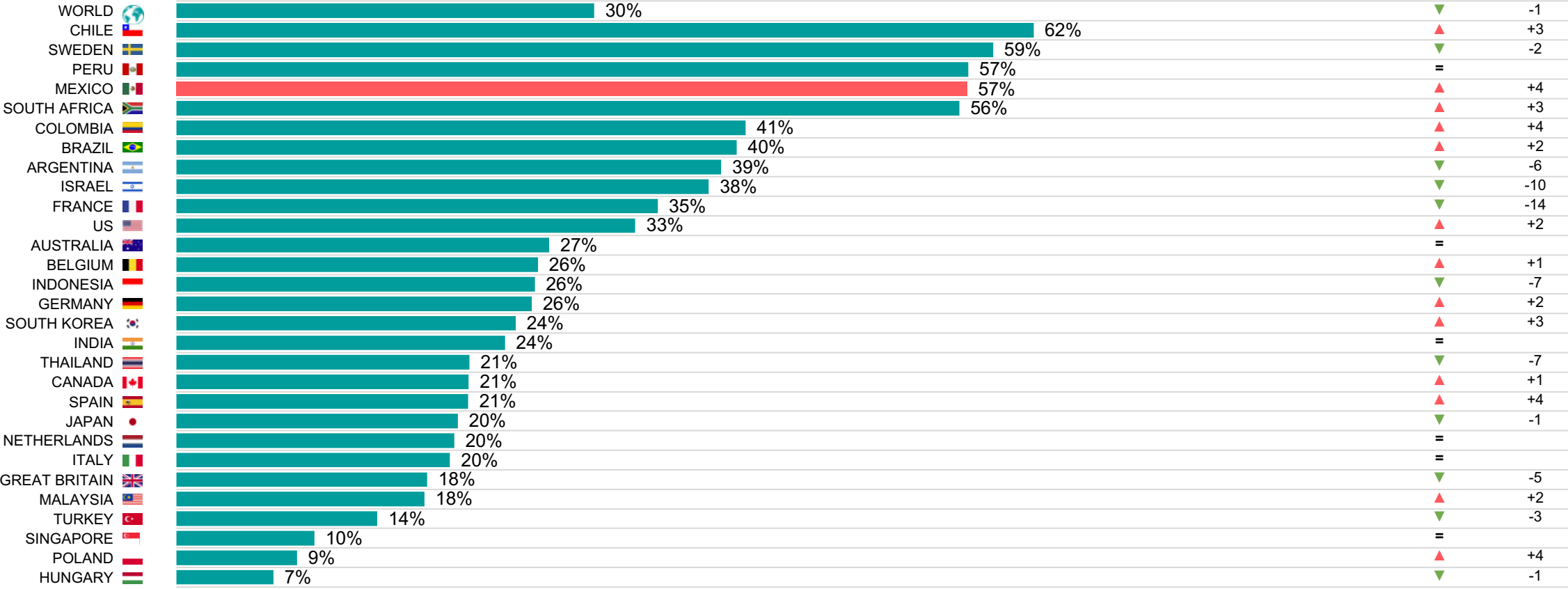
## MEXICO VS. GLOBAL

Which three of the following topics do you find the most worrying in your country?

% change compared with previous month:

July 2023

(%) worried in August 2023 in each country



Base: Representative sample of adults aged 16-74 in 29 countries. August 2023: 25,275.

Source: Global Advisor. Global score is a Global Country Average. See methodology for details.



# 4 | UNEMPLOYMENT

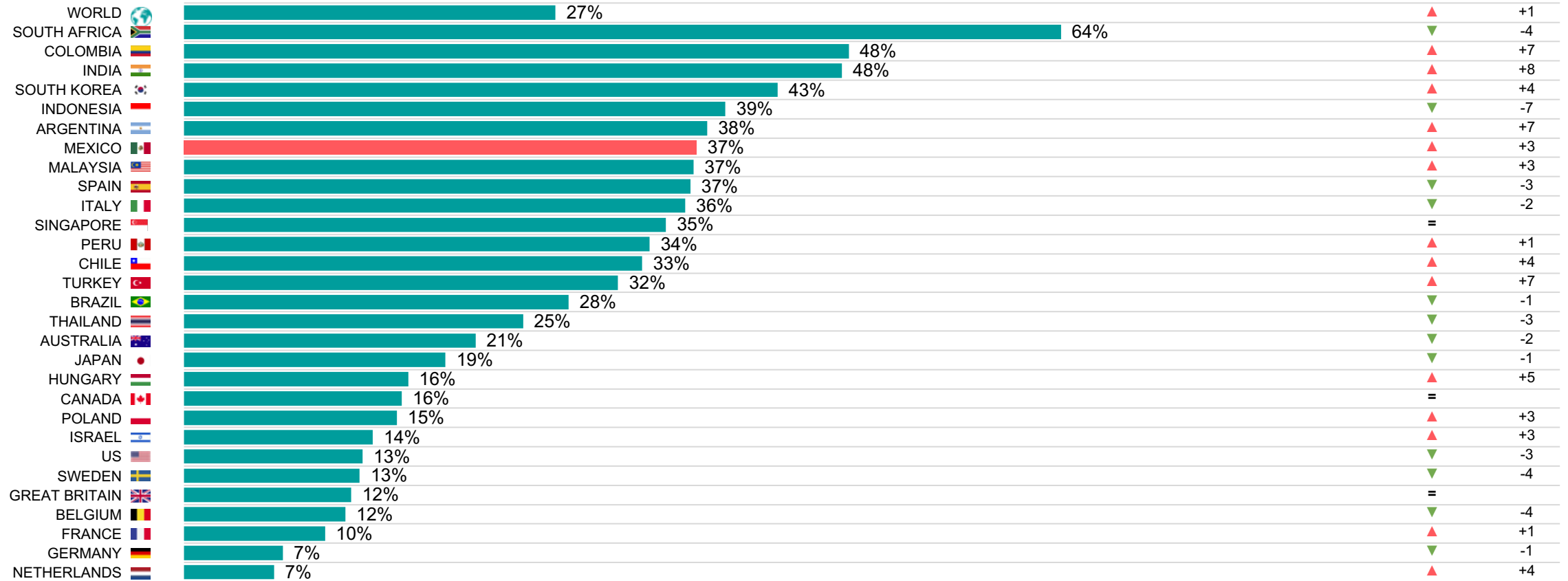
## MEXICO VS. GLOBAL

Which three of the following topics do you find the most worrying in your country?

% change compared with previous month:

July 2023

(%) worried in August 2023 in each country



Base: Representative sample of adults aged 16-74 in 29 countries. August 2023: 25,275.

Source: Global Advisor. Global score is a Global Country Average. See methodology for details.

# 5 | FINANCIAL/POLITICAL CORRUPTION

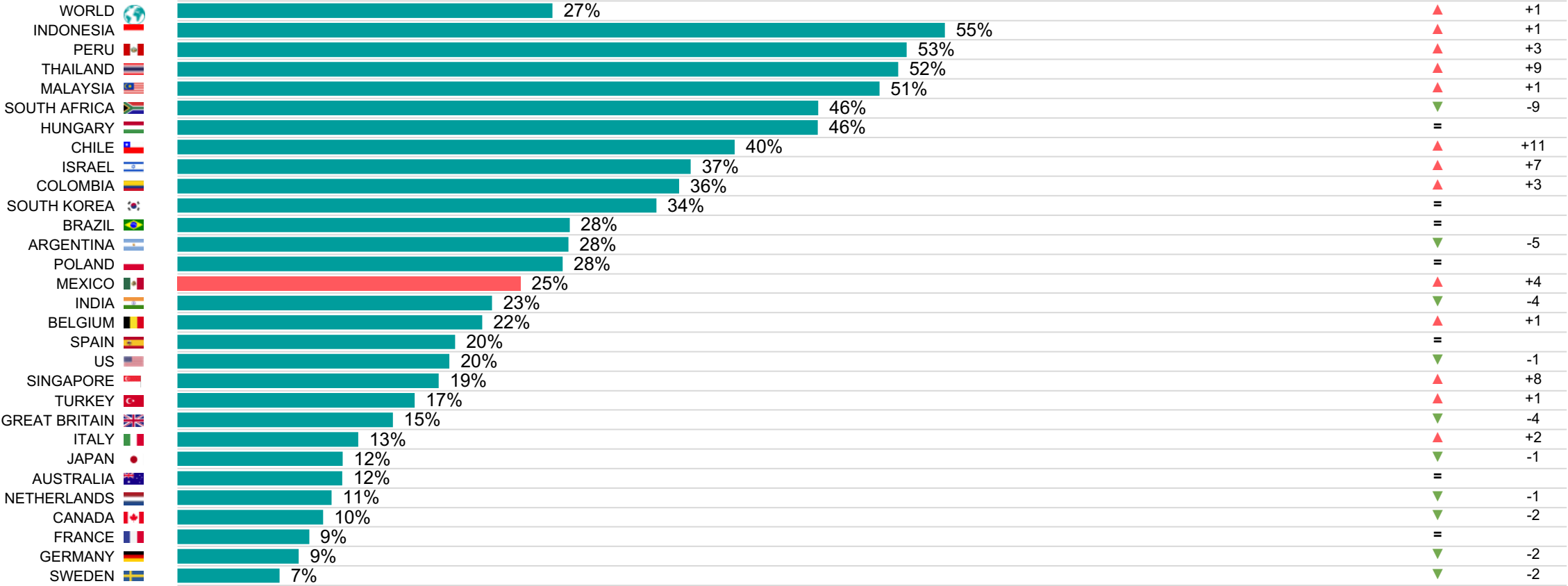
## MEXICO VS. GLOBAL

Which three of the following topics do you find the most worrying in your country?

% change compared with previous month:

July 2023

(%) worried in August 2023 in each country



Base: Representative sample of adults aged 16-74 in 29 countries. August 2023: 25,275.

Source: Global Advisor. Global score is a Global Country Average. See methodology for details.

# WORLD WORRIES COUNTRY COMPARISON

Country comparison of all 18 concerns

# 1 | INFLATION

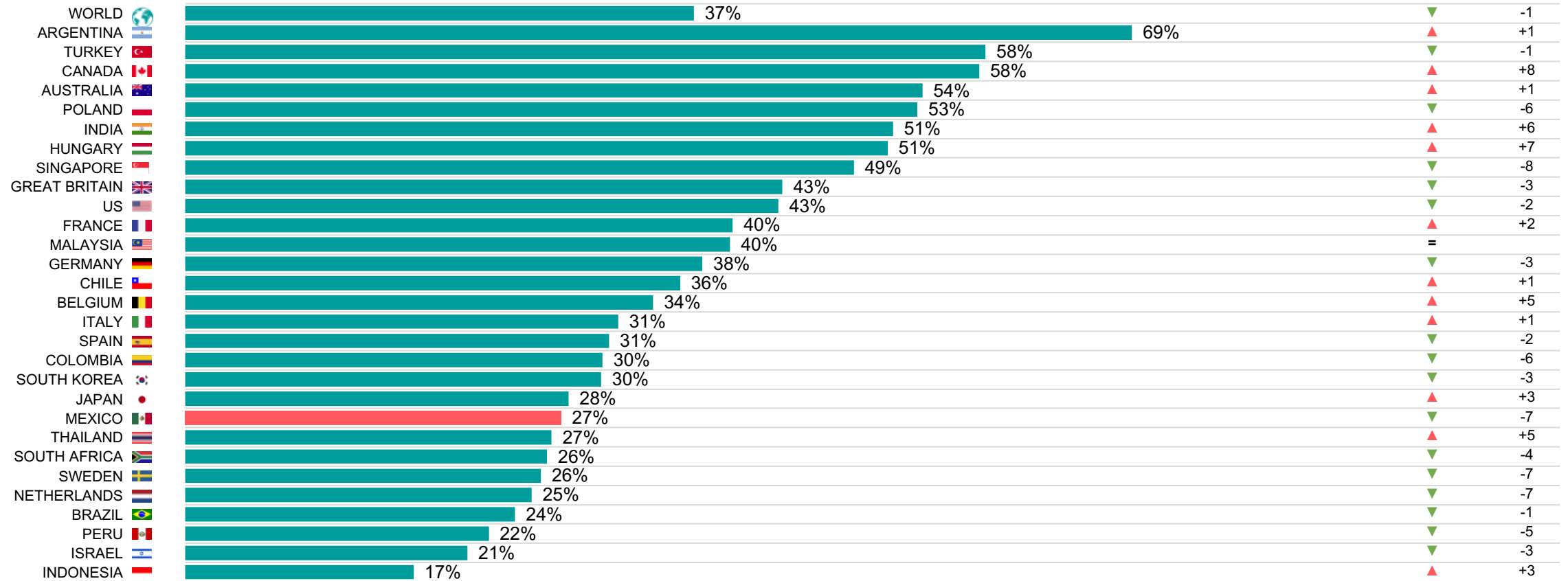
## WORLD WORRIES

Which three of the following topics do you find the most worrying in your country?

% change compared with previous month:

July 2023

(%) worried in August 2023 in each country



Base: Representative sample of adults aged 16-74 in 29 countries. August 2023: 25,275.

Source: Global Advisor. Global score is a Global Country Average. See methodology for details.

## 2 | POVERTY & SOCIAL INEQUALITY

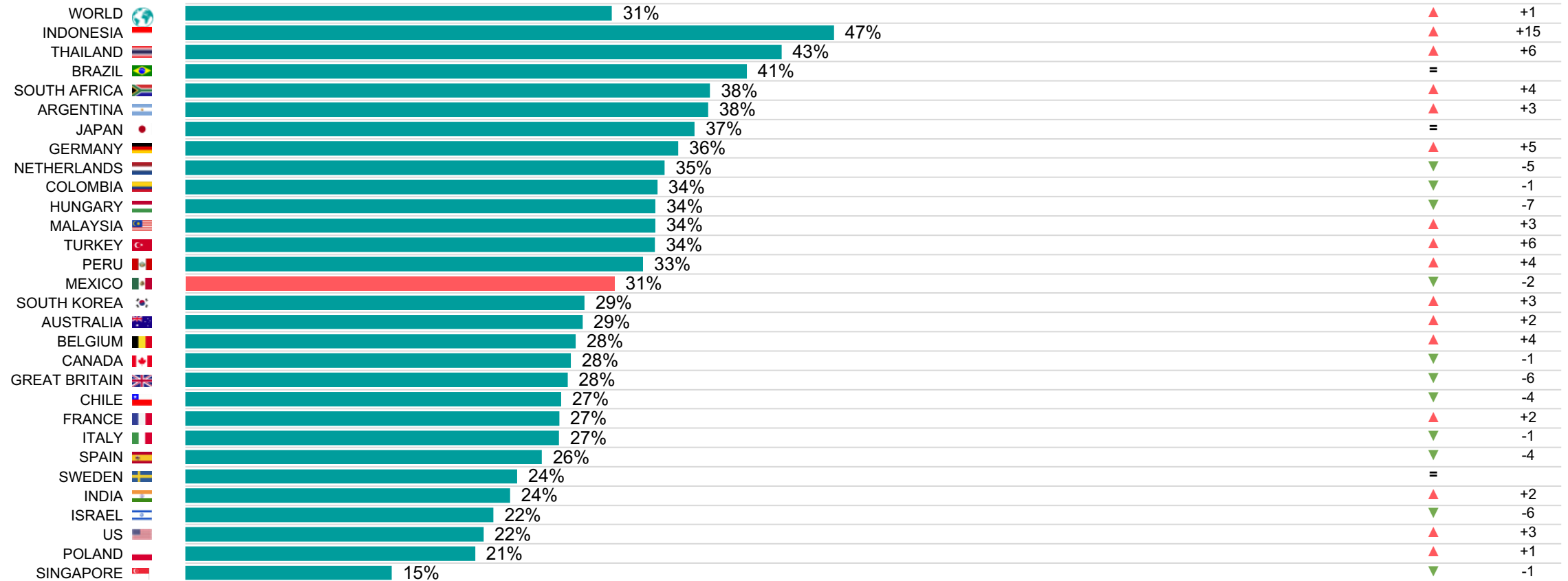
### WORLD WORRIES

Which three of the following topics do you find the most worrying in your country?

% change compared with previous month:

July 2023

(%) worried in August 2023 in each country



Base: Representative sample of adults aged 16-74 in 29 countries. August 2023: 25,275.

Source: Global Advisor. Global score is a Global Country Average. See methodology for details.

# 3 | CRIME & VIOLENCE

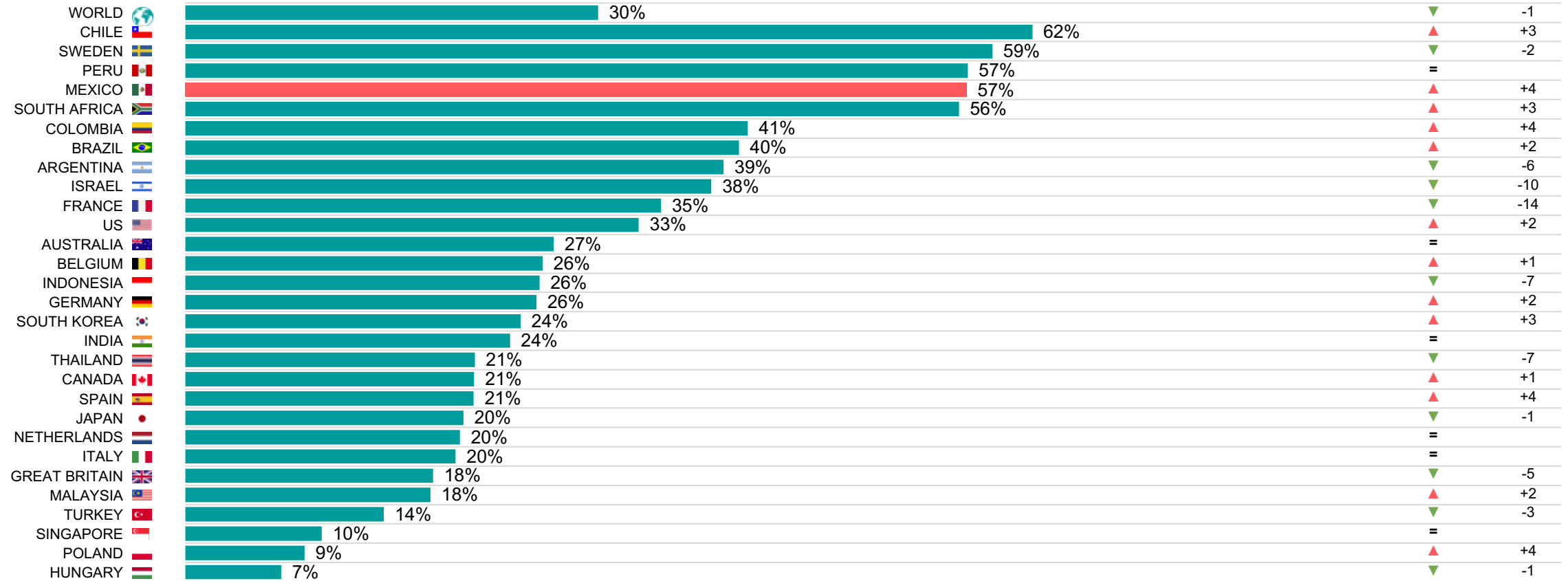
## WORLD WORRIES

Which three of the following topics do you find the most worrying in your country?

% change compared with previous month:

July 2023

(%) worried in August 2023 in each country



Base: Representative sample of adults aged 16-74 in 29 countries. August 2023: 25,275.

Source: Global Advisor. Global score is a Global Country Average. See methodology for details.

# 4 | UNEMPLOYMENT

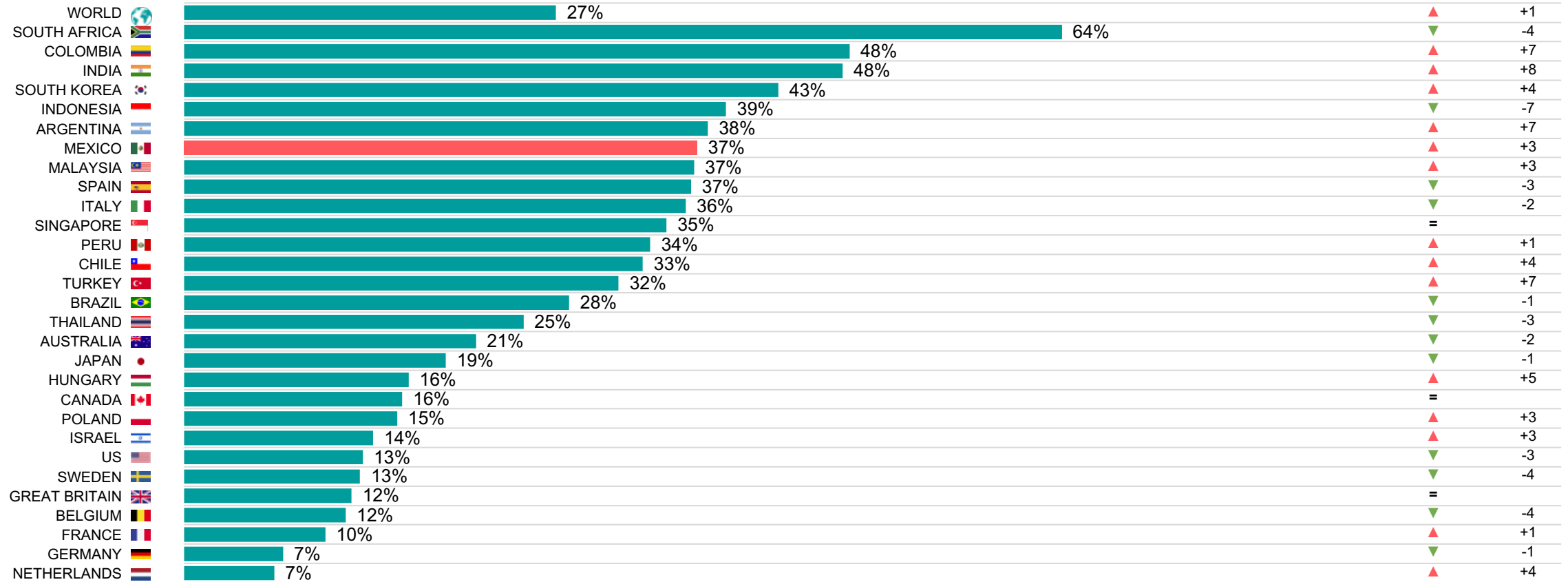
## WORLD WORRIES

Which three of the following topics do you find the most worrying in your country?

% change compared with previous month:

July 2023

(%) worried in August 2023 in each country



Base: Representative sample of adults aged 16-74 in 29 countries. August 2023: 25,275.

Source: Global Advisor. Global score is a Global Country Average. See methodology for details.

# 5 | FINANCIAL/POLITICAL CORRUPTION

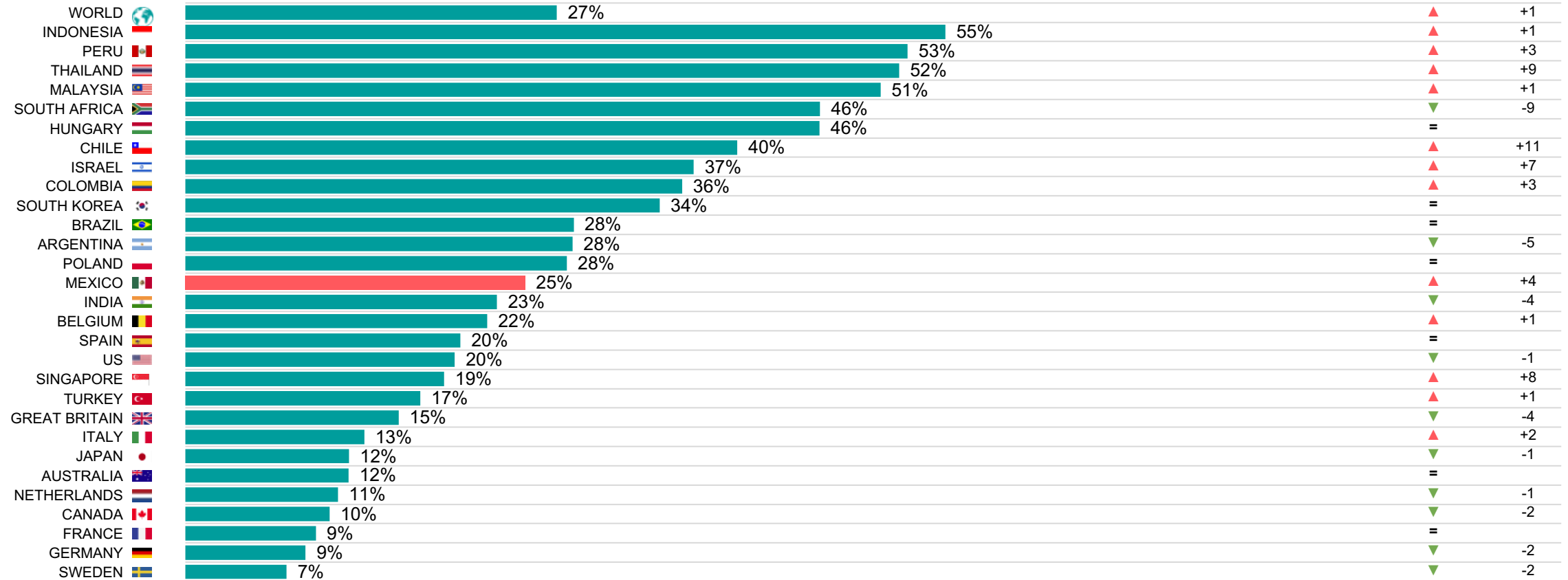
## WORLD WORRIES

Which three of the following topics do you find the most worrying in your country?

% change compared with previous month:

July 2023

(%) worried in August 2023 in each country



Base: Representative sample of adults aged 16-74 in 29 countries. August 2023: 25,275.

Source: Global Advisor. Global score is a Global Country Average. See methodology for details.



# 6 | HEALTH CARE

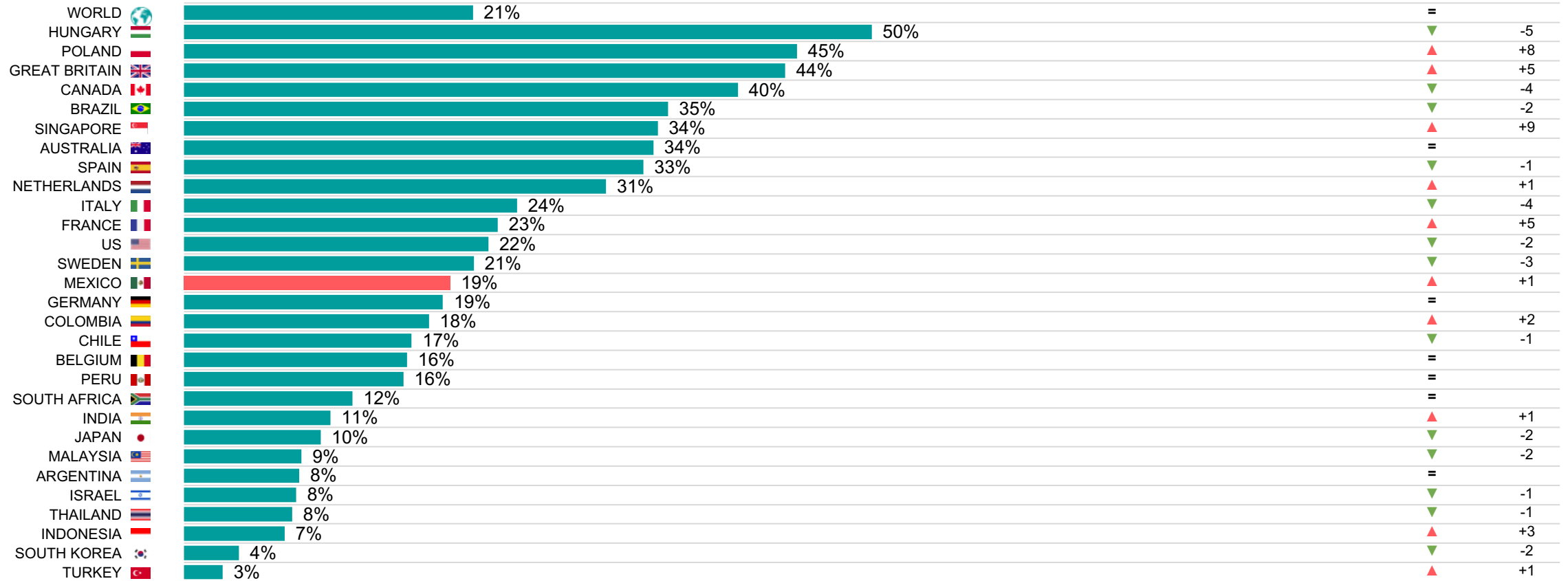
## WORLD WORRIES

Which three of the following topics do you find the most worrying in your country?

% change compared with previous month:

July 2023

(%) worried in August 2023 in each country



Base: Representative sample of adults aged 16-74 in 29 countries. August 2023: 25,275.

Source: Global Advisor. Global score is a Global Country Average. See methodology for details.

# 7 | CLIMATE CHANGE

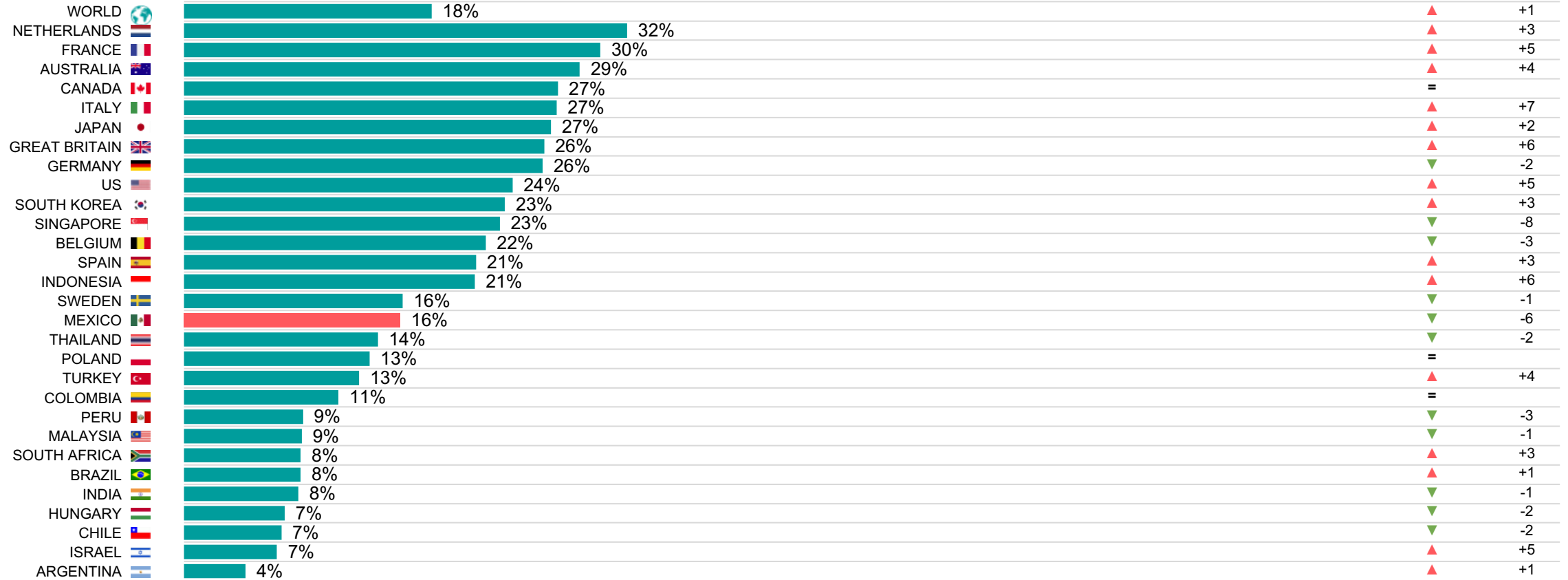
## WORLD WORRIES

Which three of the following topics do you find the most worrying in your country?

% change compared with previous month:

July 2023

(%) worried in August 2023 in each country



Base: Representative sample of adults aged 16-74 in 29 countries. August 2023: 25,275.

Source: Global Advisor. Global score is a Global Country Average. See methodology for details.

# 8 | TAXES

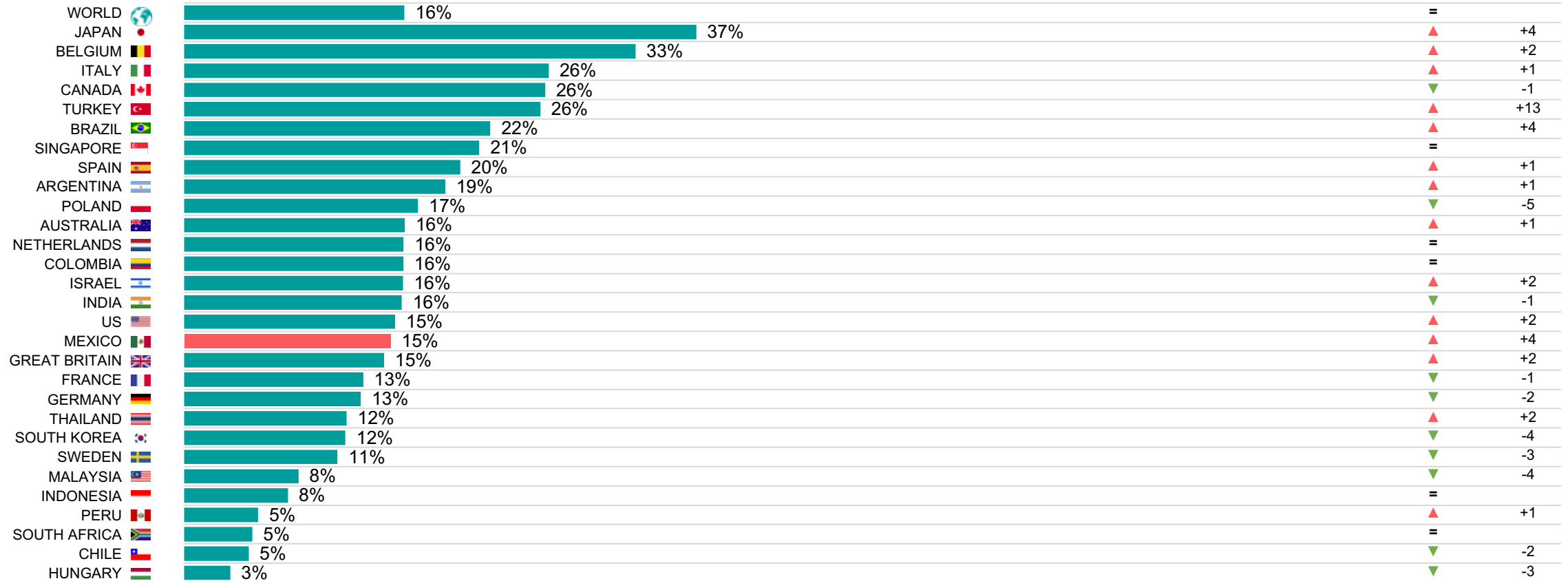
## WORLD WORRIES

Which three of the following topics do you find the most worrying in your country?

% change compared with previous month:

July 2023

(%) worried in August 2023 in each country



Base: Representative sample of adults aged 16-74 in 29 countries. August 2023: 25,275.

Source: Global Advisor. Global score is a Global Country Average. See methodology for details.

# 9 | EDUCATION

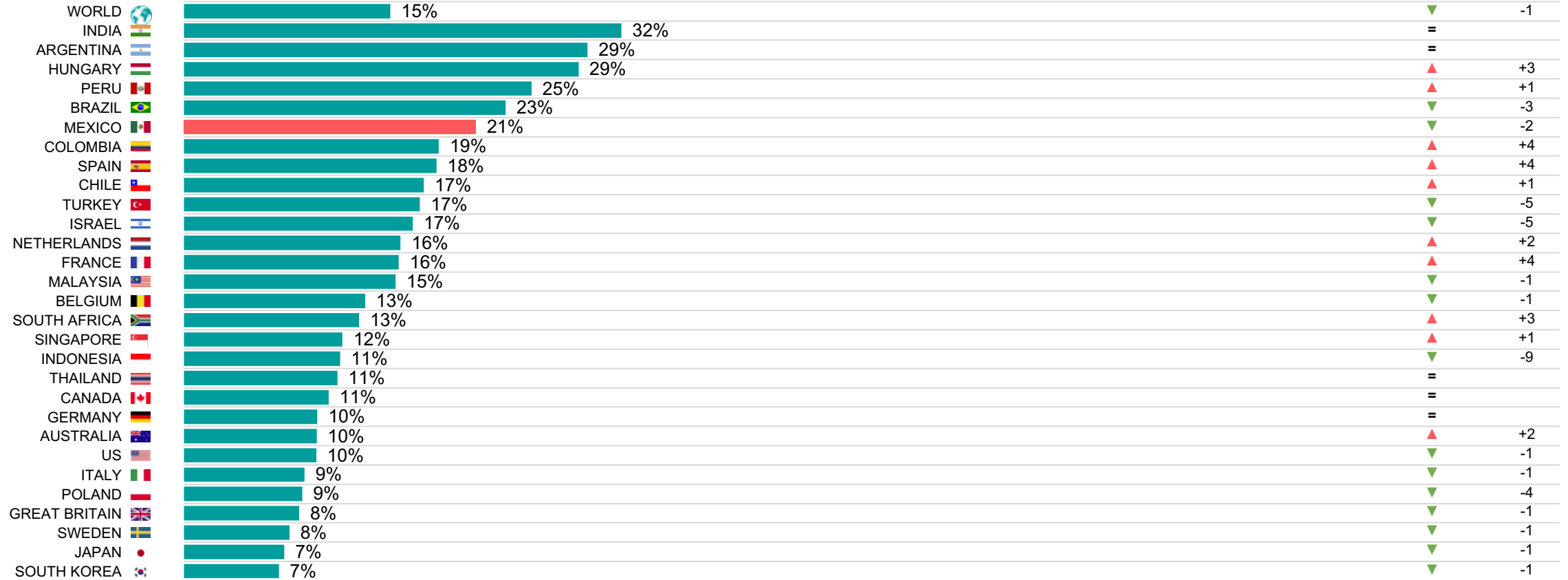
## WORLD WORRIES

Which three of the following topics do you find the most worrying in your country?

% change compared with previous month:

July 2023

(%) worried in August 2023 in each country



Base: Representative sample of adults aged 16-74 in 29 countries. August 2023: 25,275.

Source: Global Advisor. Global score is a Global Country Average. See methodology for details.

# 10 | IMMIGRATION CONTROL

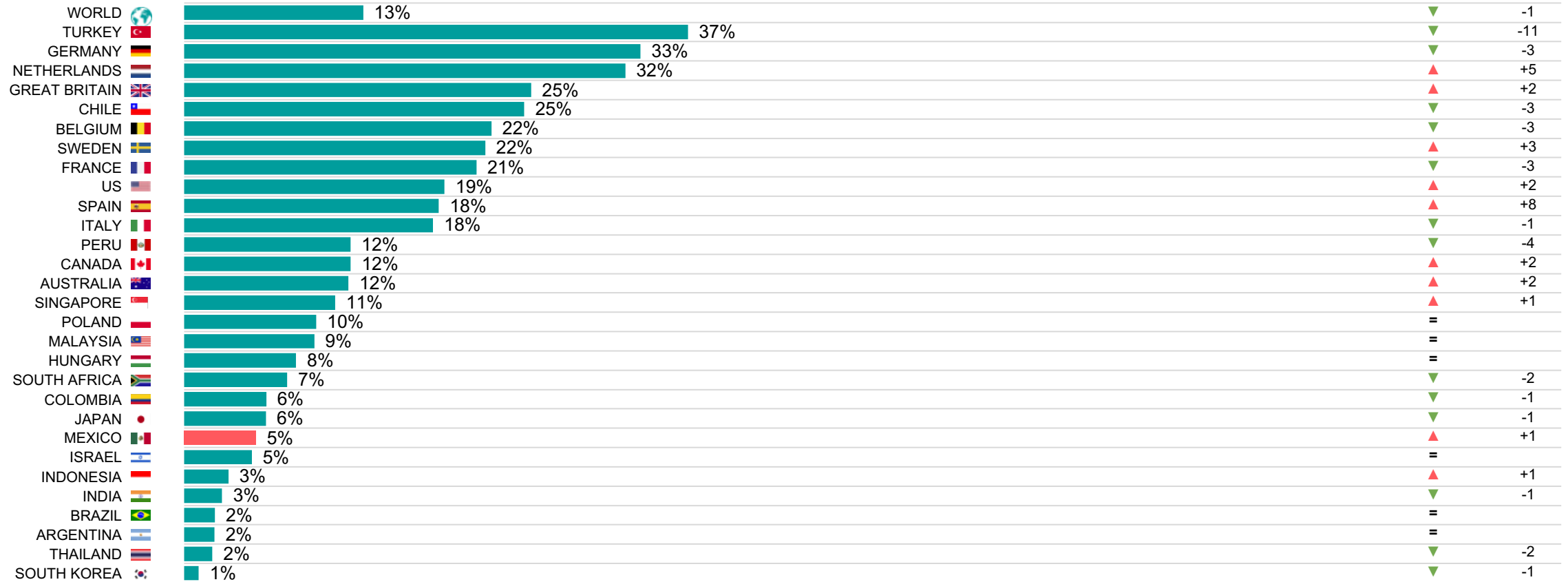
## WORLD WORRIES

Which three of the following topics do you find the most worrying in your country?

% change compared with previous month:

July 2023

(%) worried in August 2023 in each country



Base: Representative sample of adults aged 16-74 in 29 countries. August 2023: 25,275.

Source: Global Advisor. Global score is a Global Country Average. See methodology for details.

# 11 | MORAL DECLINE

## WORLD WORRIES

Which three of the following topics do you find the most worrying in your country?

% change compared with previous month:

July 2023

(%) worried in August 2023 in each country



Base: Representative sample of adults aged 16-74 in 29 countries. August 2023: 25,275.

Source: Global Advisor. Global score is a Global Country Average. See methodology for details.

# 12 | THREATS AGAINST THE ENVIRONMENT

## WORLD WORRIES

Which three of the following topics do you find the most worrying in your country?

% change compared with previous month:

July 2023

(%) worried in August 2023 in each country



Base: Representative sample of adults aged 16-74 in 29 countries. August 2023: 25,275.

Source: Global Advisor. Global score is a Global Country Average. See methodology for details.

# 13 | RISE OF EXTREMISM

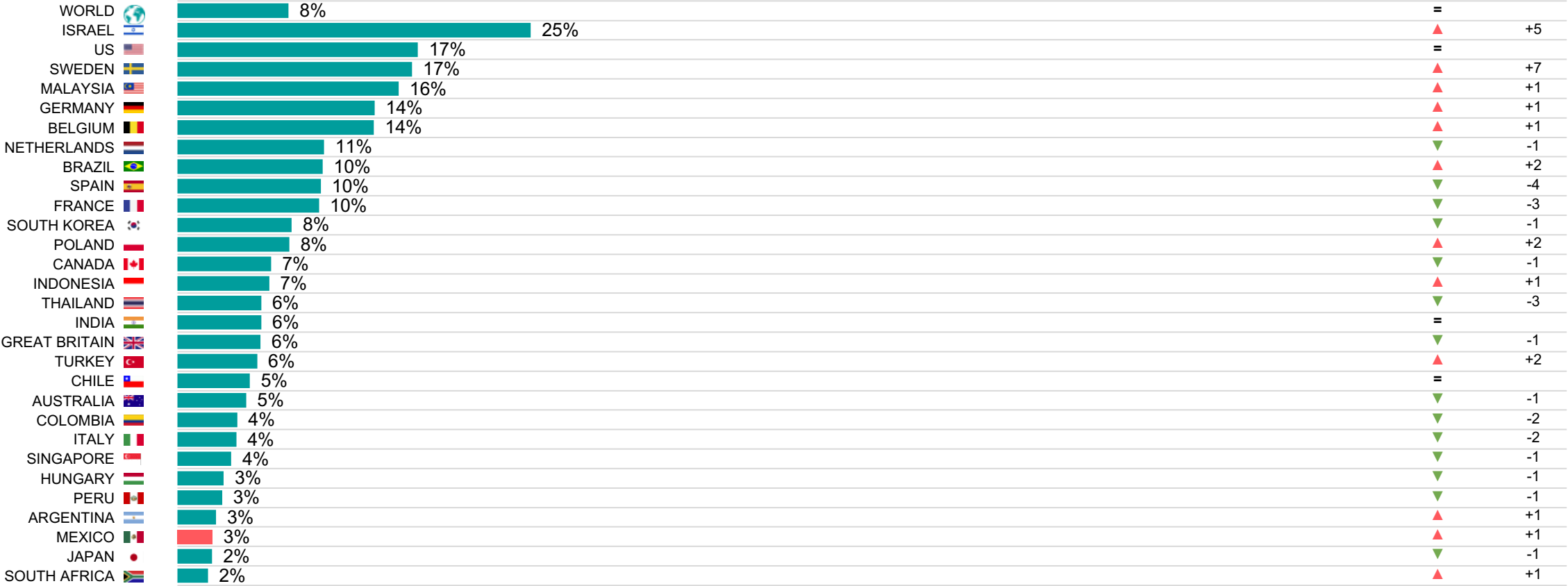
## WORLD WORRIES

Which three of the following topics do you find the most worrying in your country?

% change compared with previous month:

July 2023

(%) worried in August 2023 in each country



Base: Representative sample of adults aged 16-74 in 29 countries. August 2023: 25,275.

Source: Global Advisor. Global score is a Global Country Average. See methodology for details.



# 14 | MILITARY CONFLICT BETWEEN NATIONS

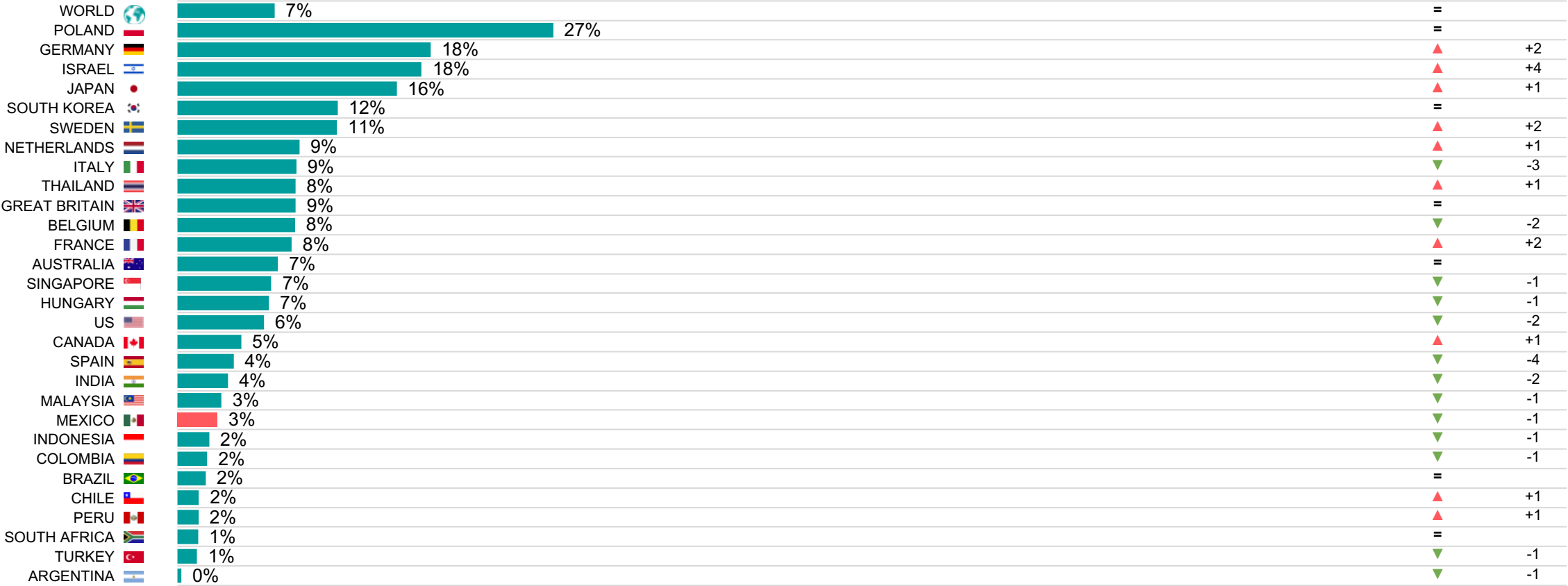
## WORLD WORRIES

Which three of the following topics do you find the most worrying in your country?

% change compared with previous month:

July 2023

(%) worried in August 2023 in each country



Base: Representative sample of adults aged 16-74 in 29 countries. August 2023: 25,275.

Source: Global Advisor. Global score is a Global Country Average. See methodology for details.

# 15 | MAINTAINING SOCIAL PROGRAMMES

## WORLD WORRIES

Which three of the following topics do you find the most worrying in your country?

% change compared with previous month:

July 2023

(%) worried in August 2023 in each country



Base: Representative sample of adults aged 16-74 in 29 countries. August 2023: 25,275.

Source: Global Advisor. Global score is a Global Country Average. See methodology for details.

# 16 | TERRORISM

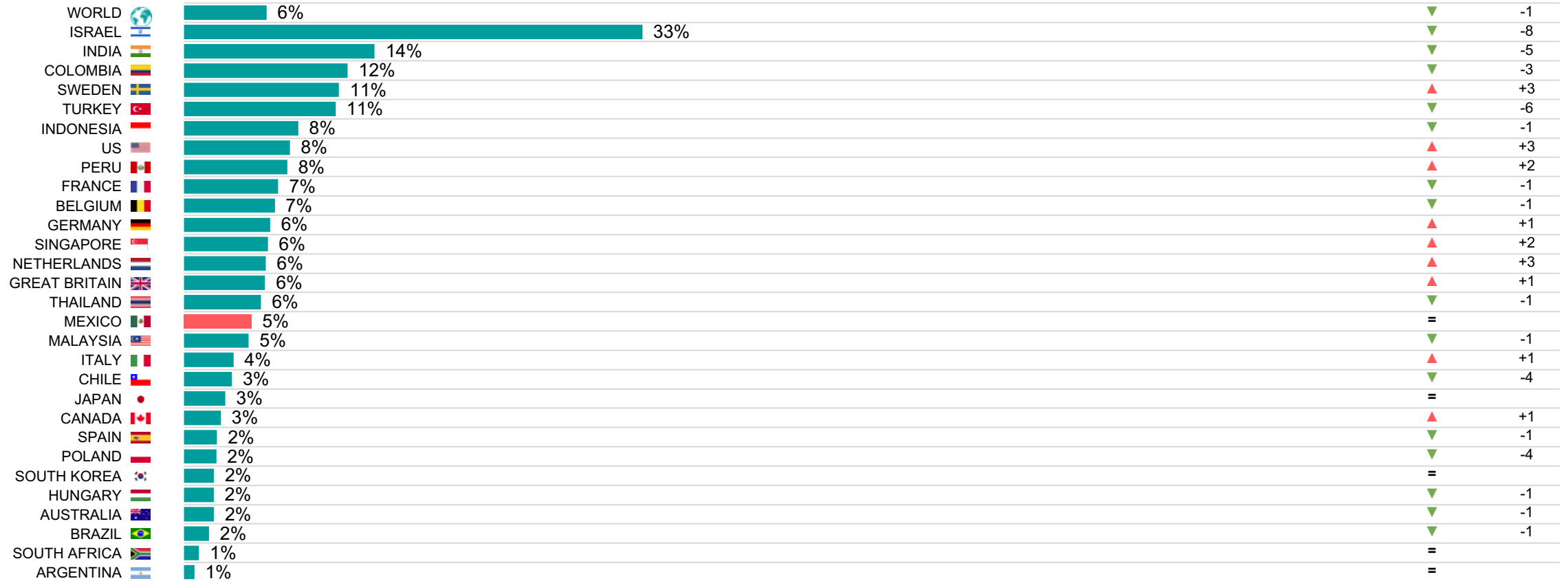
## WORLD WORRIES

Which three of the following topics do you find the most worrying in your country?

% change compared with previous month:

July 2023

(%) worried in August 2023 in each country



Base: Representative sample of adults aged 16-74 in 29 countries. August 2023: 25,275.

Source: Global Advisor. Global score is a Global Country Average. See methodology for details.

# 17 | CORONAVIRUS (COVID-19)

## WORLD WORRIES

Which three of the following topics do you find the most worrying in your country?

% change compared with previous month:

July 2023

(%) worried in August 2023 in each country

WORLD 	5%	=	
THAILAND 	12%	▼	-1
INDIA 	12%	▲	+2
JAPAN 	11%	▼	-2
MALAYSIA 	11%	▲	+3
SINGAPORE 	9%	▼	-4
INDONESIA 	8%	▲	+3
AUSTRALIA 	7%	▼	-1
SOUTH KOREA 	5%	▼	-1
GREAT BRITAIN 	5%	▲	+2
TURKEY 	5%	▼	-1
MEXICO 	5%	=	
US 	4%	▼	-2
SPAIN 	4%	▲	+2
POLAND 	4%	▲	+1
BRAZIL 	4%	▼	-2
ITALY 	4%	▲	+1
SOUTH AFRICA 	3%	▲	+1
GERMANY 	3%	=	
CANADA 	3%	▲	+1
HUNGARY 	3%	▲	+2
SWEDEN 	2%	▲	+1
PERU 	2%	▼	-1
NETHERLANDS 	2%	▼	-1
BELGIUM 	2%	=	
FRANCE 	2%	=	
COLOMBIA 	1%	▼	-1
CHILE 	1%	▼	-1
ISRAEL 	1%	▲	+1
ARGENTINA 	1%	=	

Base: Representative sample of adults aged 16-74 in 29 countries. August 2023: 25,275.

Source: Global Advisor. Global score is a Global Country Average. See methodology for details.

# 18 | ACCESS TO CREDIT

## WORLD WORRIES

Which three of the following topics do you find the most worrying in your country?

% change compared with previous month:

July 2023

(%) worried in August 2023 in each country

WORLD 	2%	=	
ITALY 	4%	=	
INDIA 	4%	=	
BELGIUM 	3%	▲	+2
FRANCE 	3%	▲	+1
BRAZIL 	3%	=	
HUNGARY 	3%	▲	+2
COLOMBIA 	3%	=	
POLAND 	3%	▼	-1
US 	3%	▲	+1
AUSTRALIA 	2%	▼	-1
SWEDEN 	2%	=	
CANADA 	2%	=	
SOUTH KOREA 	2%	▼	-1
MALAYSIA 	2%	▼	-1
GREAT BRITAIN 	2%	▼	-1
PERU 	2%	▲	+1
SINGAPORE 	2%	▼	-1
SPAIN 	2%	=	
TURKEY 	2%	▼	-2
MEXICO 	2%	▲	+1
ISRAEL 	2%	▲	+1
CHILE 	1%	▼	-1
ARGENTINA 	1%	▼	-1
GERMANY 	1%	=	
THAILAND 	1%	▼	-1
NETHERLANDS 	1%	=	
SOUTH AFRICA 	1%	=	
INDONESIA 	1%	▼	-1
JAPAN 	1%	▼	-1

Base: Representative sample of adults aged 16-74 in 29 countries. August 2023: 25,275.

Source: Global Advisor. Global score is a Global Country Average. See methodology for details.

# METHODOLOGY

# METHODOLOGY

The survey is conducted monthly in 29 countries around the world via the Ipsos Online Panel. The countries included are Argentina, Australia, Belgium, Brazil, Canada, Chile, Colombia, France, Great Britain, Germany, Hungary, India, Indonesia, Israel, Italy, Japan, Malaysia, Mexico, Netherlands, Peru, Poland, Singapore, South Africa, South Korea, Spain, Sweden, Turkey and the United States of America.

For the results of the survey presented herein, an international sample of 20,570 adults aged 18-74 in Canada, Israel, Malaysia, South Africa, Turkey and the United States, 20-74 in Indonesia and Thailand, 21-74 in Singapore, and 16-74 in all other nations were interviewed between July 21st 2023 and August 4th 2023. Approximately 1000+ individuals participated on a country by country basis via the Ipsos Online Panel.

The precision of Ipsos online polls are calculated using a credibility interval with a poll of 1,000 accurate to +/- 3.1 percentage points and of 500 accurate to +/- 4.5 percentage points. For more information on the Ipsos use of credibility intervals, please visit the Ipsos website.

Weighting has been employed to balance demographics and ensure that the sample's composition reflects that of the adult population according to the most recent country census data.

A survey with an unweighted probability sample of this size would have an estimated margin of error of +/- 3.1 percentage points for a sample of 1,000 and an estimated margin of error of +/- 4.5 percentage points for a 500 sample 19 times out of 20.

In 17 of the 29 countries surveyed internet penetration is sufficiently high to think of the samples as representative of the wider population within the age ranges covered: Argentina, Australia, Belgium, Canada, France, Germany, Hungary, Israel, Italy, Japan, Netherlands, Poland, South Korea, Spain, Sweden, Great Britain and United States.

Brazil, Chile, Colombia, India, Indonesia, Malaysia, Mexico, Peru, Singapore, South Africa, Thailand and Turkey have lower levels of internet penetration and so these samples should not be considered nationally representative, and instead be considered to represent a more affluent, connected population. These are still a vital social group to understand in these countries, representing an important and emerging middle class.

## FOR MORE INFORMATION

**Simon Atkinson**

Chief Knowledge Officer

✉ [simon.atkinson@ipsos.com](mailto:simon.atkinson@ipsos.com)

**Gideon Skinner**

Research Director

✉ [gideon.skinner@ipsos.com](mailto:gideon.skinner@ipsos.com)

**Teodros Gebrekal**

Senior Project Manager

✉ [teodros.gebrekal@ipsos.com](mailto:teodros.gebrekal@ipsos.com)