

Attitudes towards immigration

Survey conducted in collaboration with British Future

Fieldwork 14 July – 8 August 2023

British Future...



© 2023 Ipsos. All rights reserved. Contains Ipsos' Confidential and Proprietary information and may not be disclosed or reproduced without the prior written consent of Ipsos.

© Ipsos | September 2023 | Version 1 | Public



Technical note

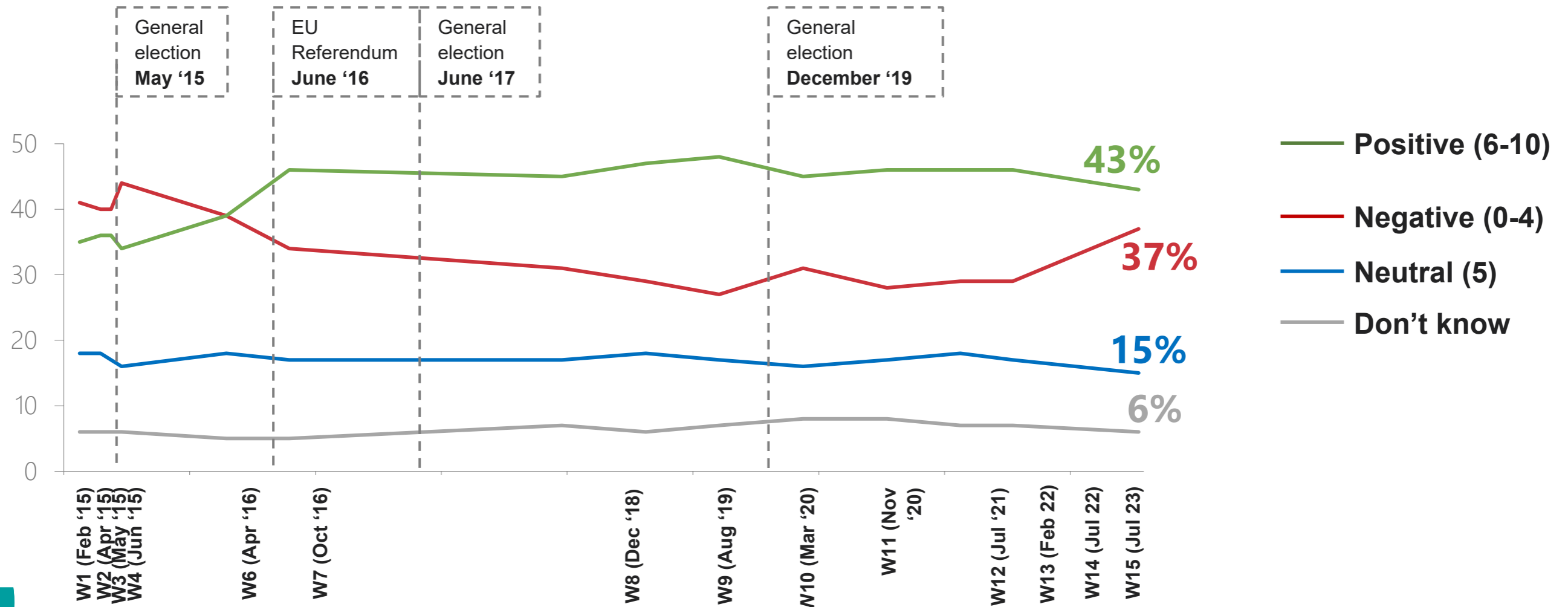
- Ipsos interviewed 3,000 adults aged 18+ across Great Britain online. Data are weighted to reflect the population profile.
- Fieldwork dates were 14 July to 8 August 2023.
- The survey was conducted in collaboration with British Future with funding from Unbound Philanthropy and the Barrow Cadbury Trust.
- Percentage scores are shown out of 100%. Where figures do not add up to 100%, this is due to computer rounding. An asterisks indicates a score less than 0.5%, but greater than zero. Combined figures (eg net agree) are taken from computer tables, and may differ from the sum of the constituent parts due to rounding. All polls are subject to a range of potential sources of error.

Immigration



The proportion of people who think migration has had a negative impact on Britain has increased since July 2022, though more are still positive

Q On a scale of 0 to 10, has migration had a positive or negative impact on Britain? (0 is “very negative”, 10 is “very positive”)



IpBase: All respondents (W1: 4574; W2: 3770; W3:3023; W4:2698; W6: 4002; W7: 4071; W8: 2520; W9 2006; W10: 2100; W11: 2532; W12: 4000; W13: 3206; W14: 3,004; W15: 3,000):
Fieldwork dates: 14 July to 8 August 2023

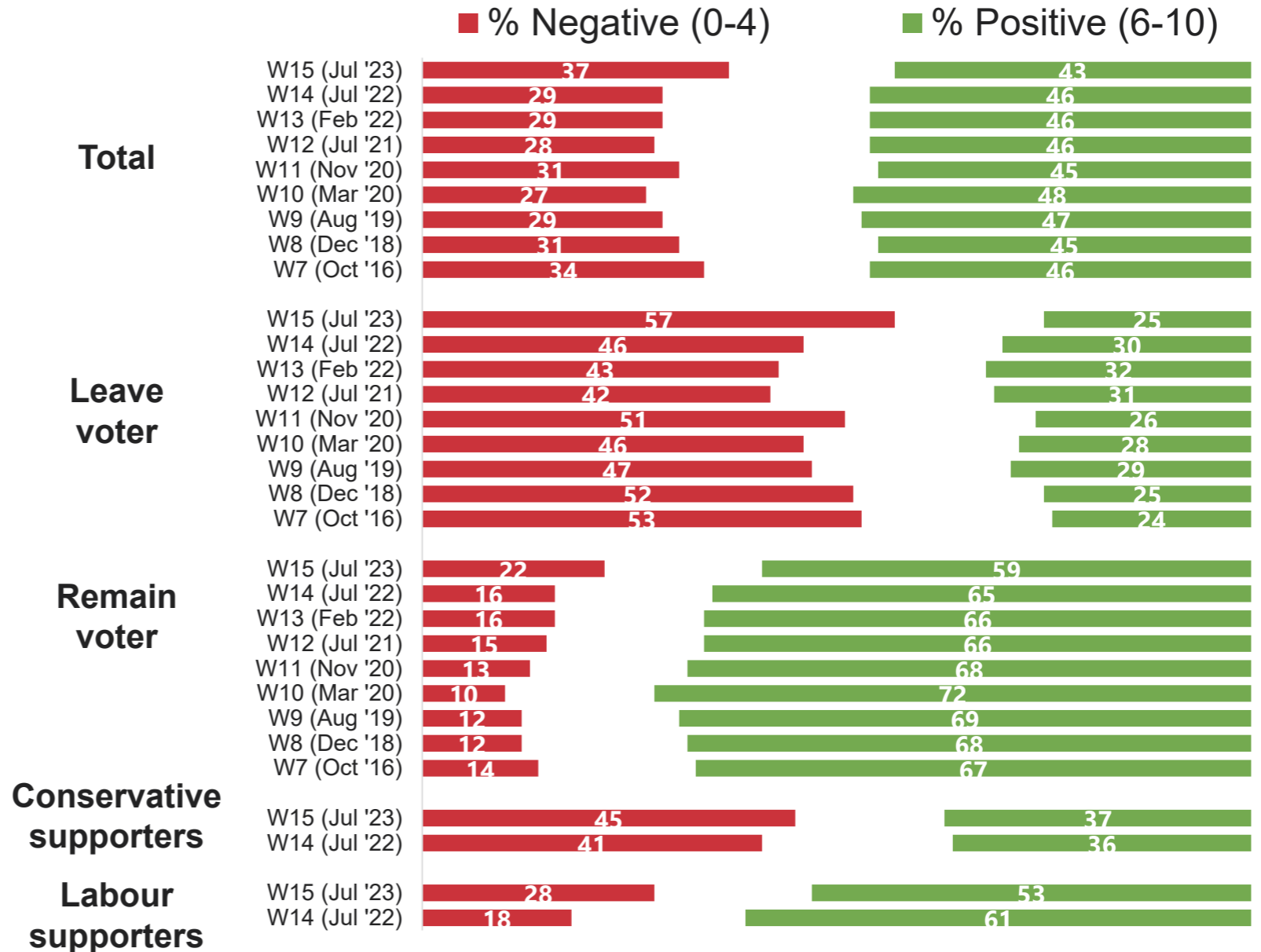
Overall, over four in ten (43%) think migration has had a positive impact on the country, over a third (37%) disagree.

Leave voters in particular have become more pessimistic since last year.

Q On a scale of 0 to 10, has migration had a positive or negative impact on Britain? (0 is “very negative”, 10 is “very positive”)



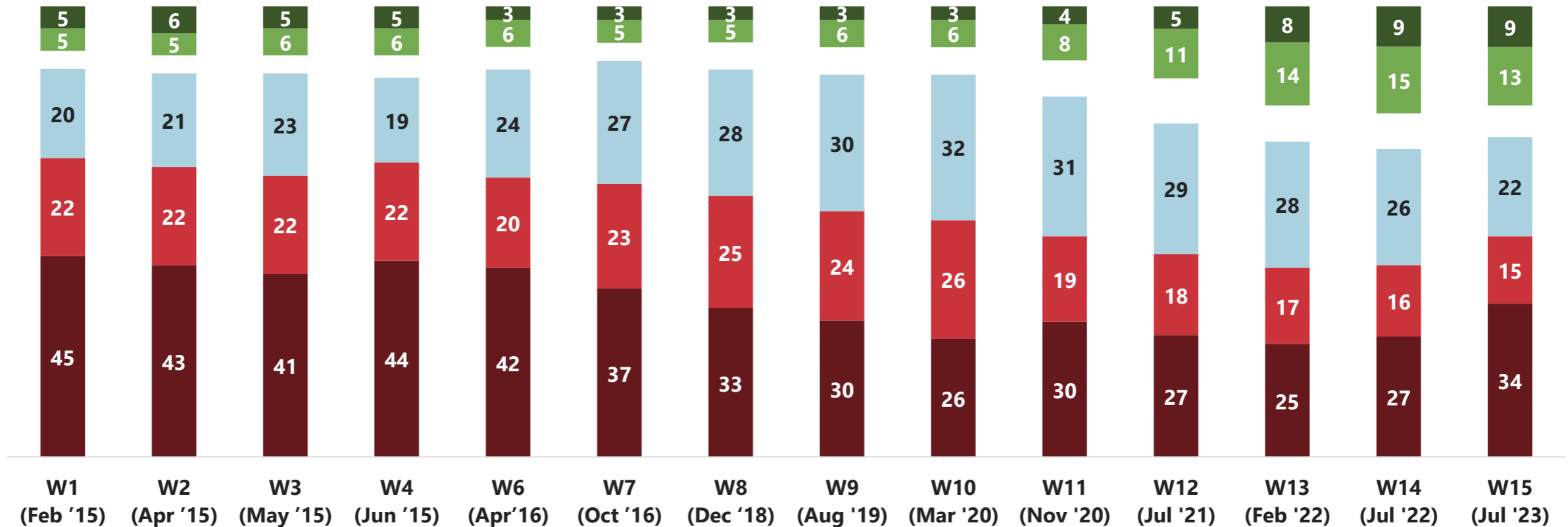
Base: All respondents (W7: 4071; W8: 2520; W9: 2006 ; W10: 2100; W11: 2532; W12: 4000; W13: 3206; W14: 3004; W15: 3000): Fieldwork dates: 14 July to 8 August 2023



The proportion of people wanting to see immigration reduced has increased to just under half, while those wanting an increase remain at a similar level to July 2022

Q Do you think the number of immigrants coming to Britain nowadays should be increased a lot, increased a little, remain the same as it is, reduced a little, or reduced a lot?

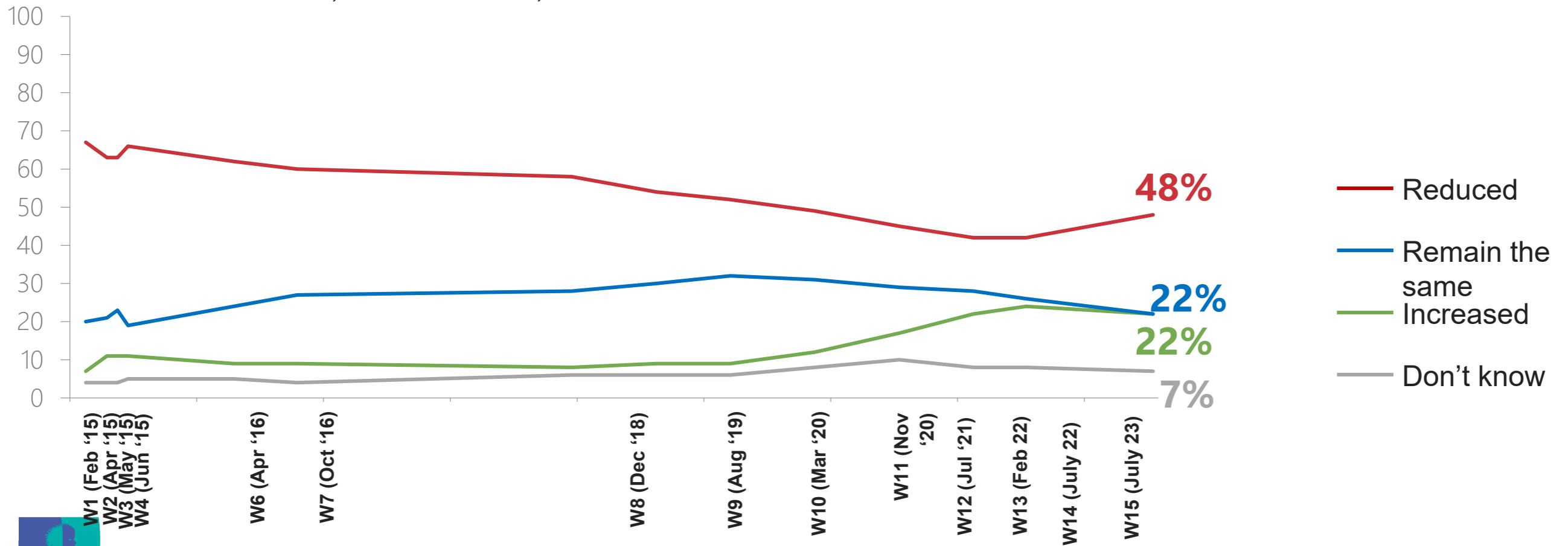
■ % Reduced a lot ■ % Reduced a little ■ % Remain the same as it is ■ % Increased a little ■ % Increased a lot



Base: All respondents (W1: 4574; W2: 3770; W3:3023; W4:2698; W6: 4002; W7: 4071; W8: 2520; W9: 2006; W10: 2100; W11: 2532; W12: 4000; W13: 3206; W14: 3004; W15: 3000); Fieldwork dates: 14 July to 8 August 2023

The long-term trend shows fewer people wanting immigration reduced since 2015, even while there has been an uptick in the proportion wanting to see a reduction in immigration numbers since last year

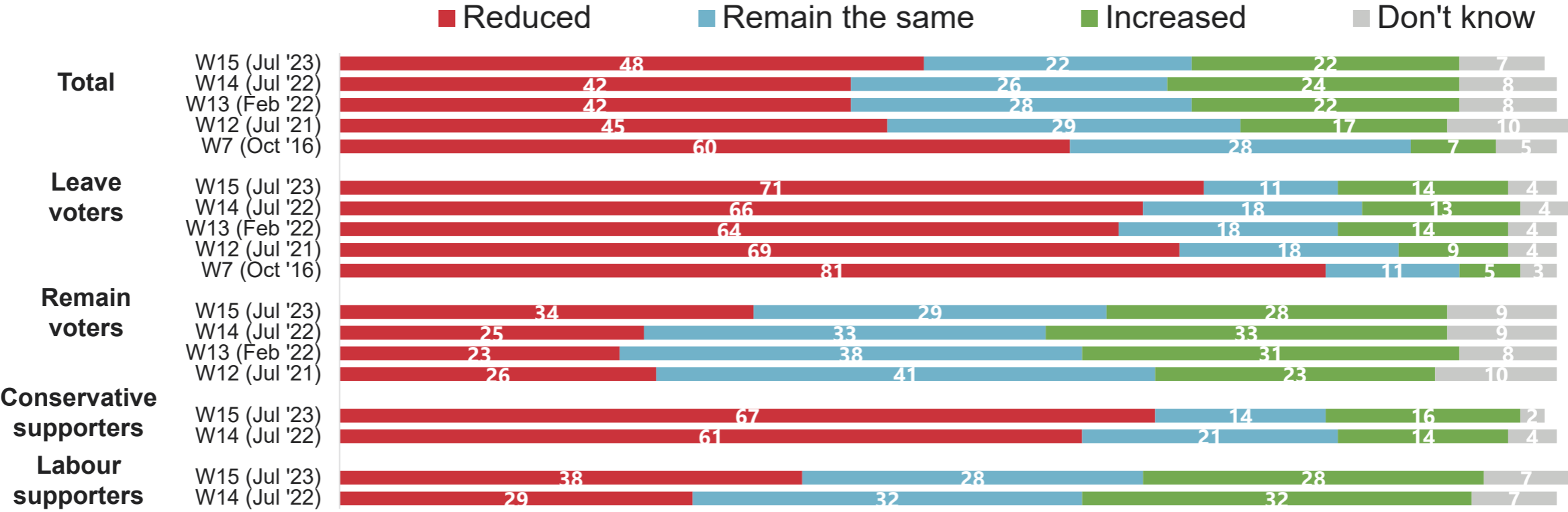
Q Do you think the number of immigrants coming to Britain nowadays should be increased a lot, increased a little, remain the same as it is, reduced a little, or reduced a lot?



Base: All respondents (W1: 4574; W2: 3770; W3:3023; W4:2698; W6: 4002; W7: 4071; W8: 2520; W9 2006; W10: 2100; W11: 2532; W12: 4000; W13: 3206; W14: 3004; W15: 3000). Fieldwork dates: 14 July to 8 August 2023

There has been an increase in sentiment amongst both Leave and Remain voters to reduce immigration

Q Do you think the number of immigrants coming to Britain nowadays should be increased a lot, increased a little, remain the same as it is, reduced a little, or reduced a lot?

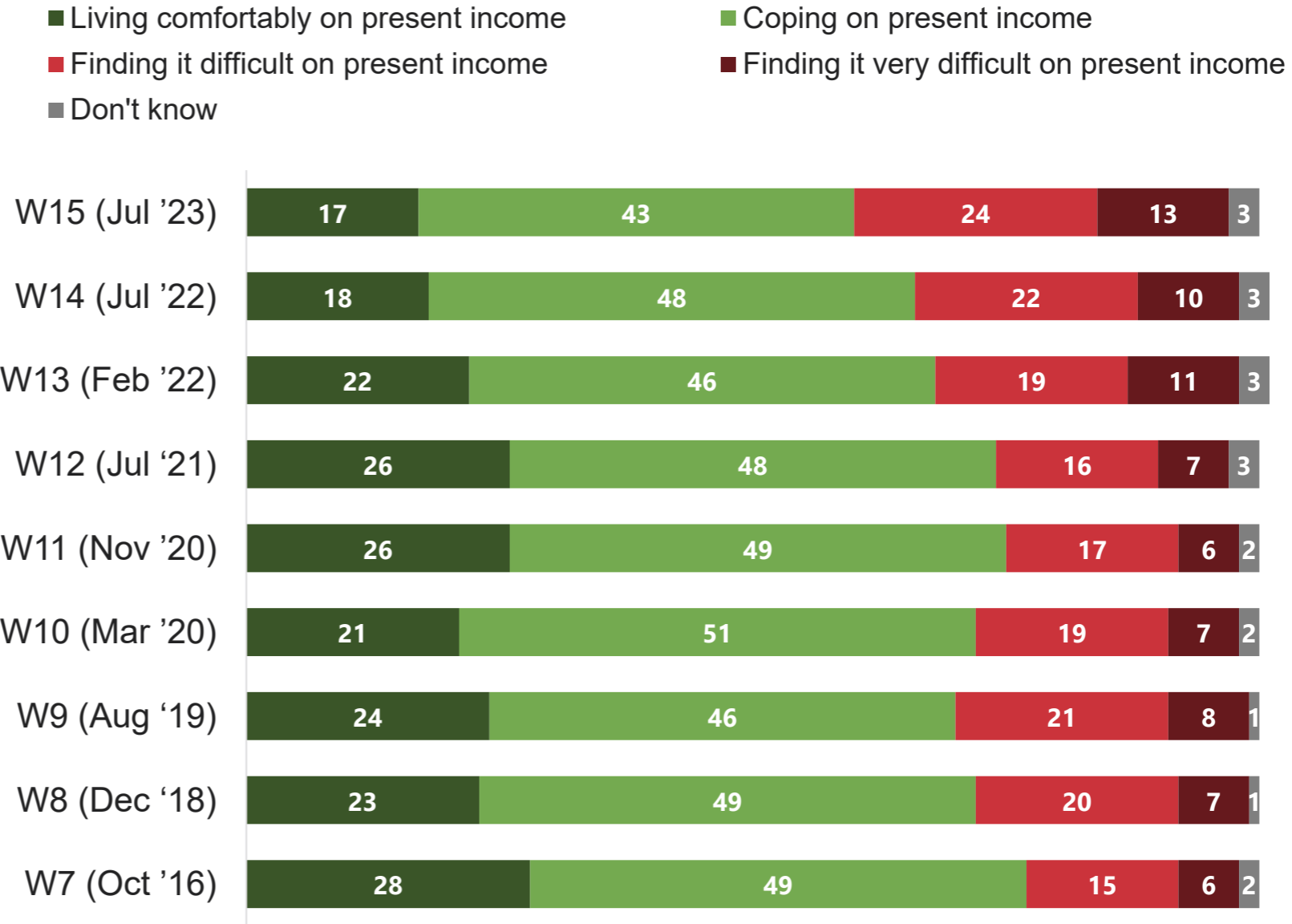


Base: All respondents (W7: 4071; W12: 4000; W13: 3206; W14: 3004; W15: 3000): Fieldwork dates: 14 July to 8 August 2023



Nearly four in ten currently find it difficult to live on their household income, an increase from July 2022

Q Which of the descriptions comes closest to how you feel about your household's income nowadays?

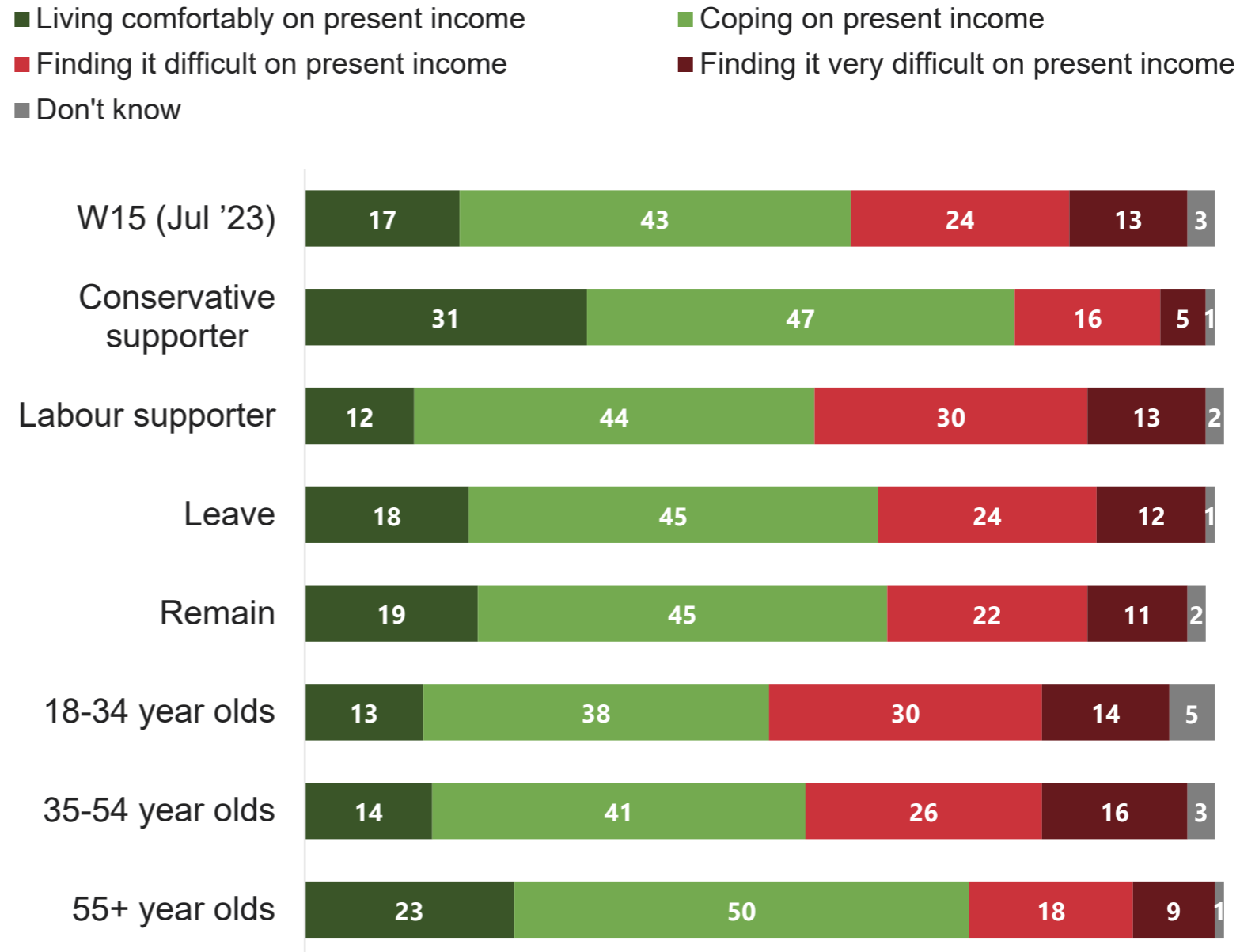


Base: All respondents (W7: 4071; W8: 2520; W9: 2006; W10: 2100; W11: 2532; W12: 4000; W13: 3206; W14: 3004; W15: 3000): Fieldwork dates: 14 July to 8 August 2023

Conservative supporters and those over 55 are most likely to say they are living comfortably or coping on their present income.

18-34s and Labour supporters are most likely to be finding it difficult.

Q Which of the descriptions comes closest to how you feel about your household's income nowadays?

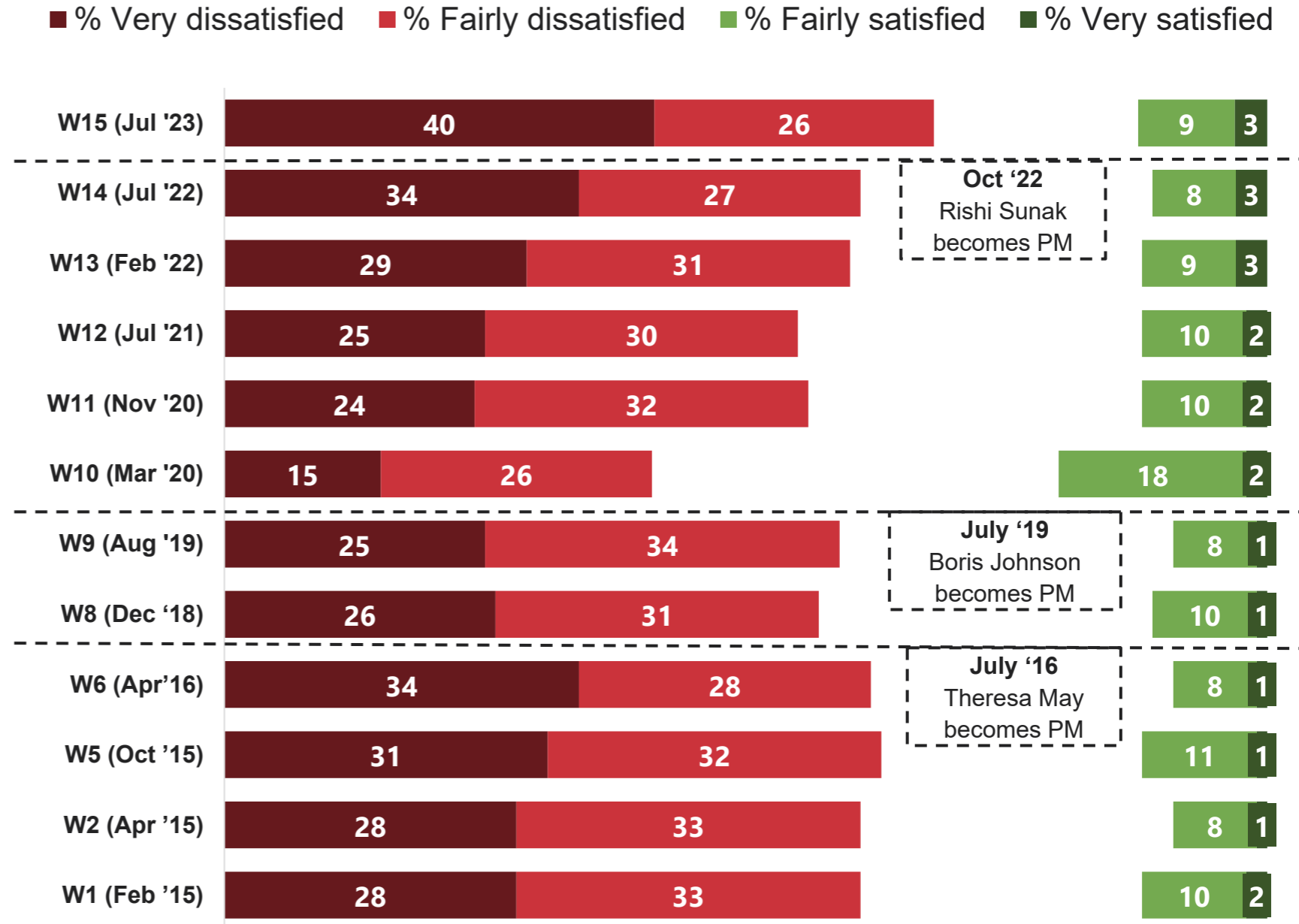


Base: All respondents (W15: 3003); Fieldwork dates: 14 July to 8 August 2023



Dissatisfaction with the way the current government is dealing with immigration has increased since July 2022 to its highest level in the series

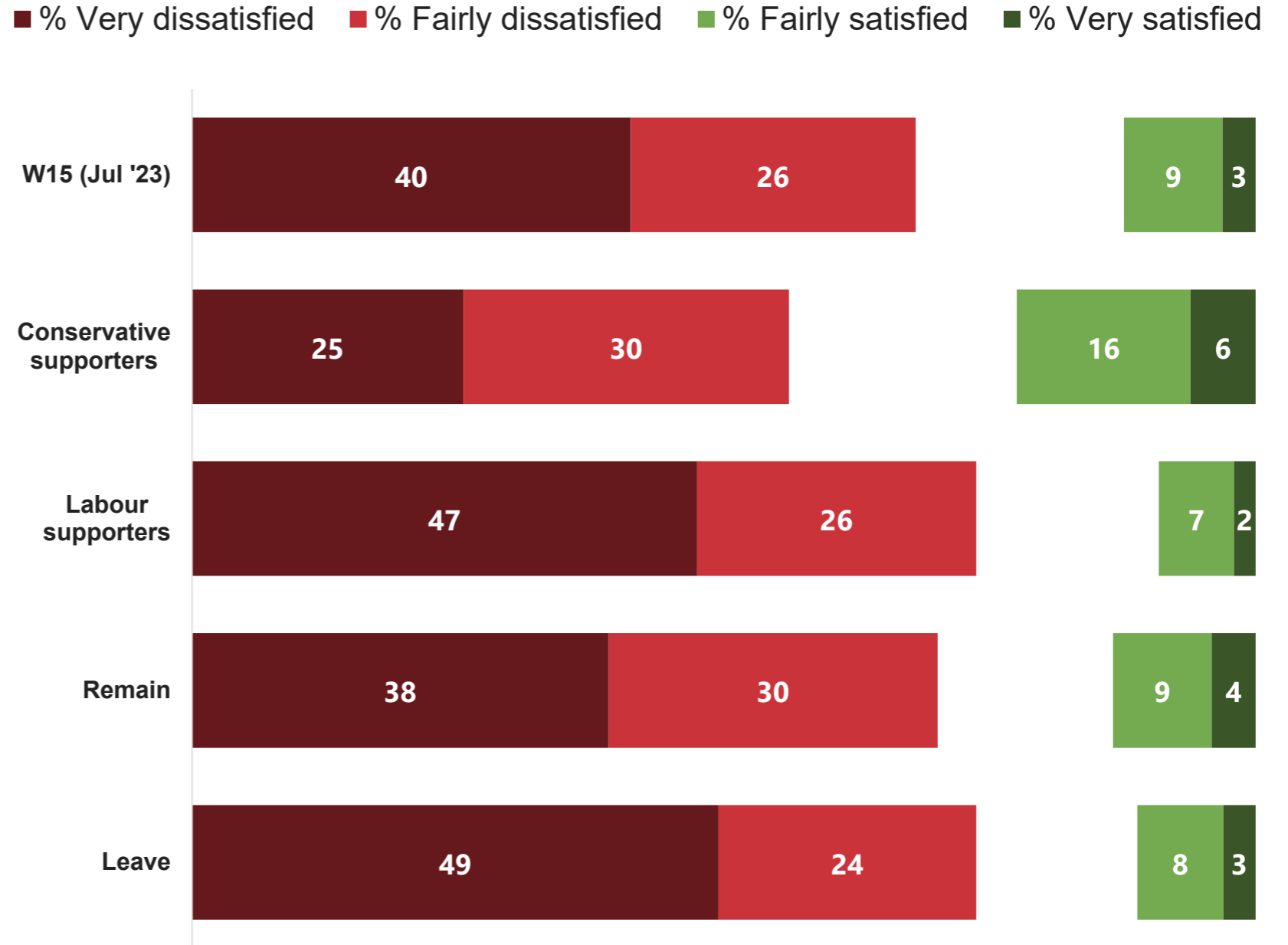
Q Overall, how satisfied or dissatisfied are you with the way the current government is dealing with immigration?



Base: All respondents (W1: 4574; W2: 3770; W5:1941; W6: 4002; W8: 2520; W9: 2006; W10: 2100; W11: 2532; W12: 4000; W13: 3206; W14: 3004; W15: 3000);
Fieldwork dates: 14 July to 8 August 2023

Labour supporters and Leave voters are most likely to be dissatisfied with the government's handling of immigration

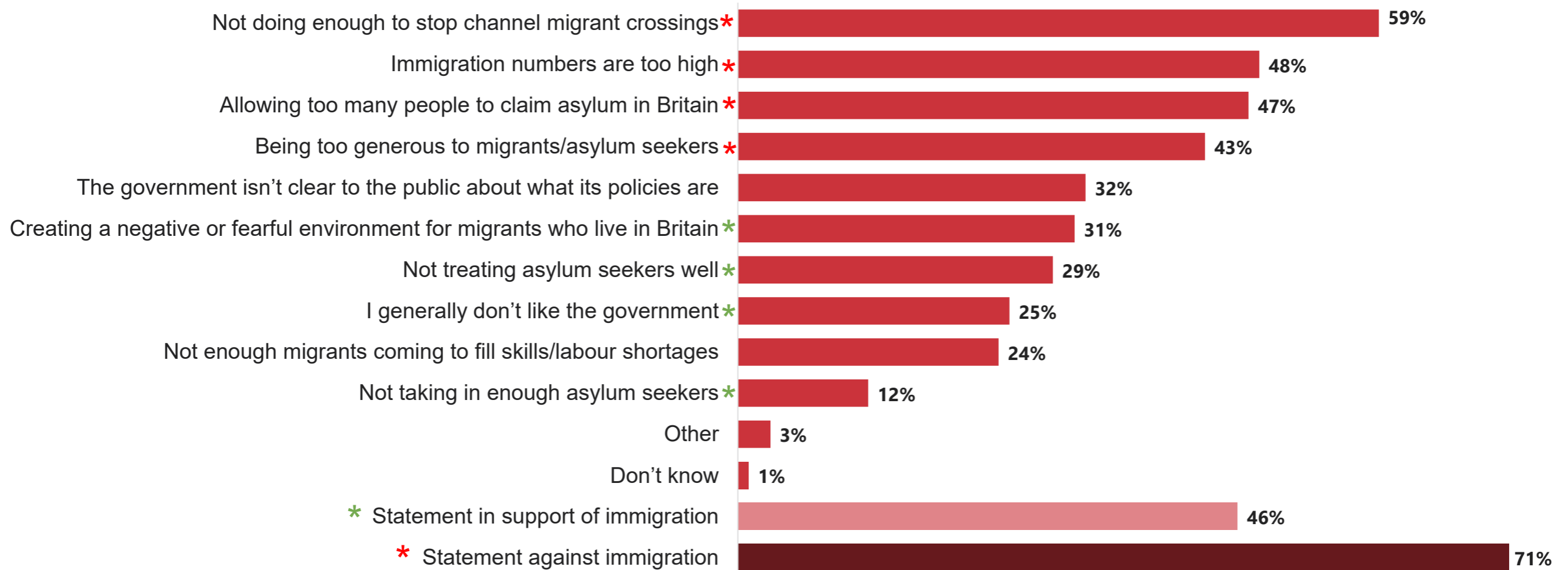
Q Overall, how satisfied or dissatisfied are you with the way the current government is dealing with immigration?



Base: All respondents (W15: 3000): Fieldwork dates: 14 July to 8 August 2023

More than half of those dissatisfied with the government's handling of immigration cite not enough being done to stop channel crossings

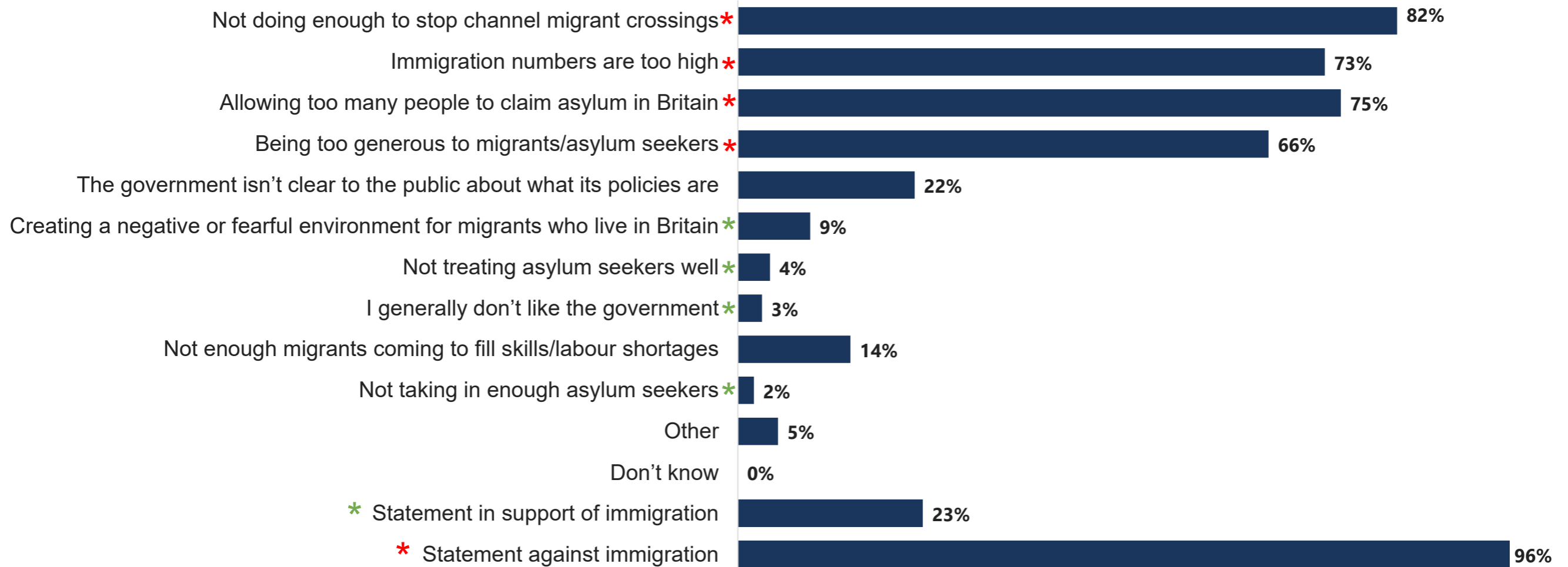
Q And for which of the following reasons, if any, make you dissatisfied with the way the current government is dealing with immigration?



Base: All respondents dissatisfied with the way the Government's dealing with immigration (W15: 2018): Fieldwork dates: 14 July to 8 August 2023)

For Conservative supporters, their dissatisfaction with the government is largely based on high numbers and not stopping the channel crossings

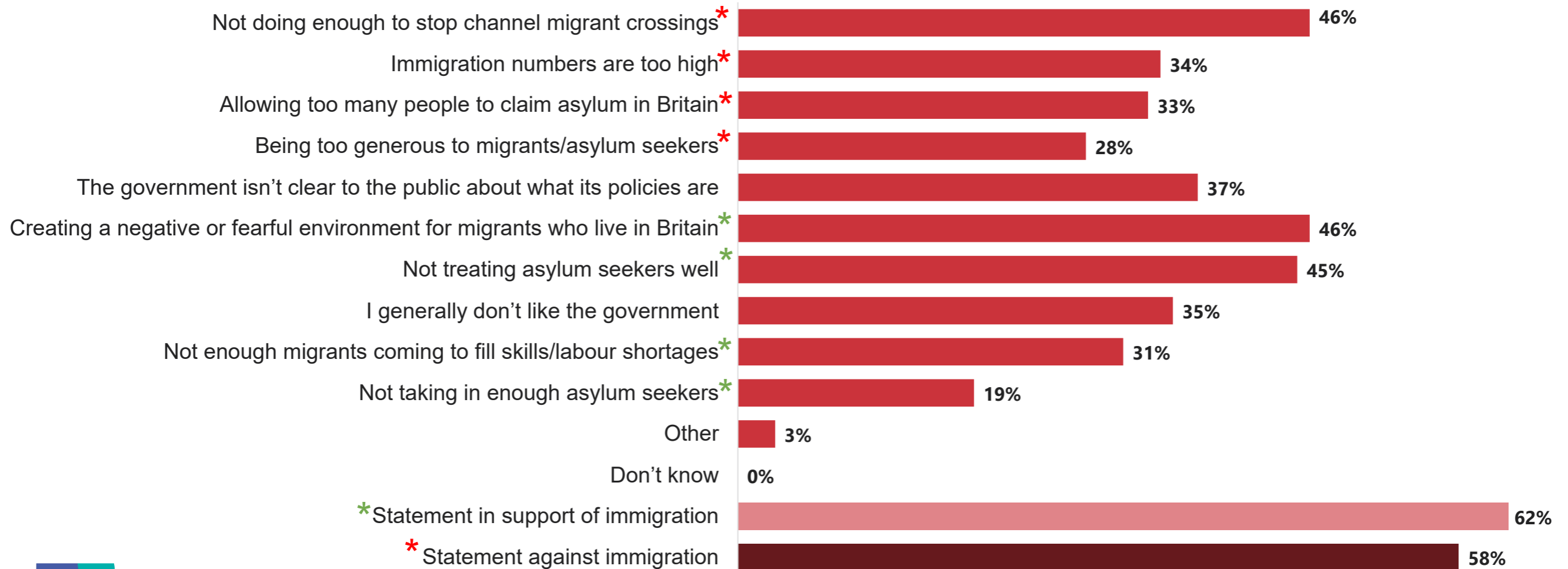
Q And for which of the following reasons, if any, make you dissatisfied with the way the current government is dealing with immigration?



Base: All Conservative supporters dissatisfied with the way the Government's dealing with immigration (W15: 359): Fieldwork dates: 14 July to 8 August 2023)

Dissatisfaction from Labour supporters is more mixed between not doing enough to stop the channel crossings and creating a negative environment for both migrants and asylum seekers

Q And for which of the following reasons, if any, make you dissatisfied with the way the current government is dealing with immigration?

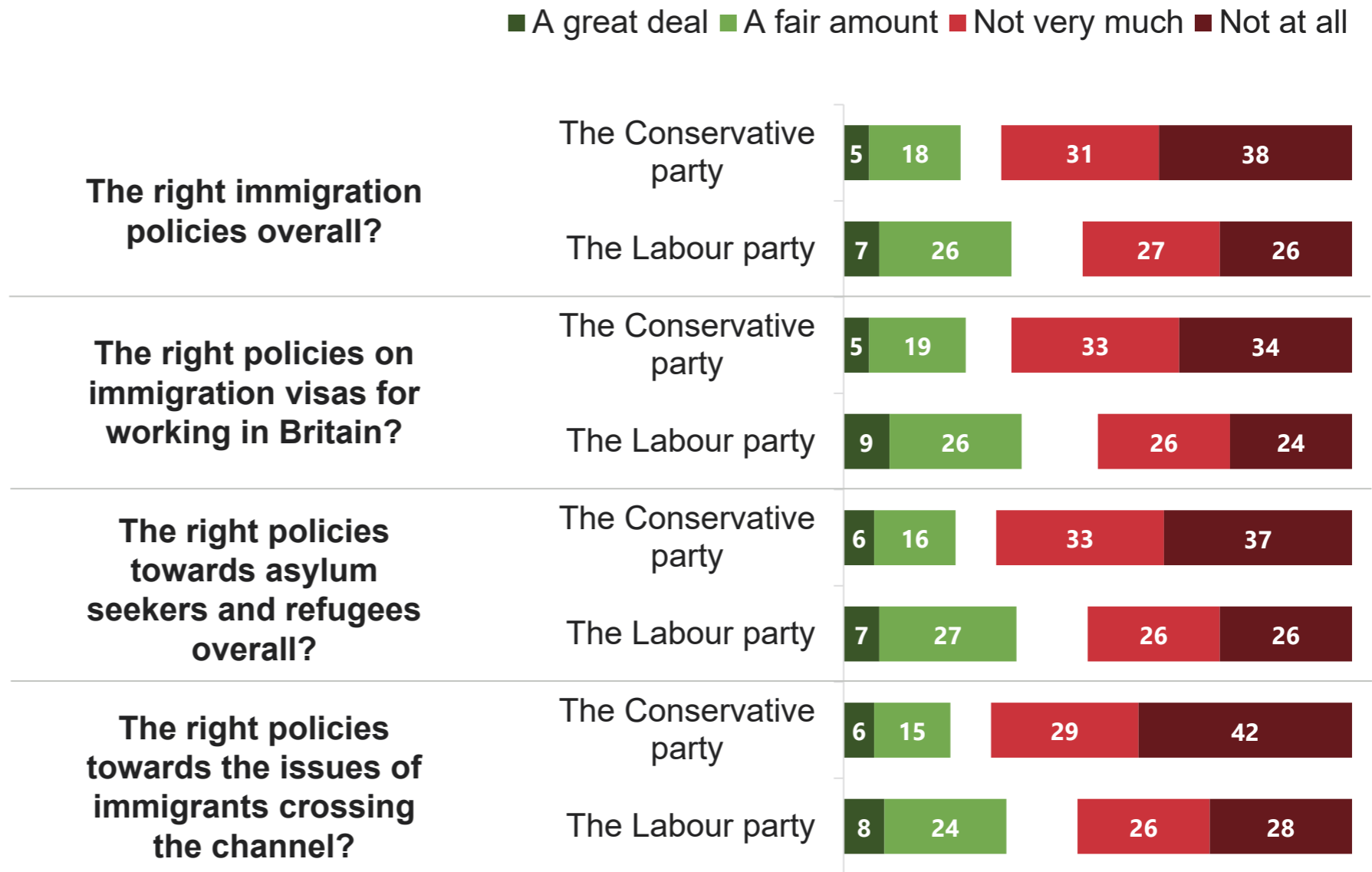


Base: All Labour supporters dissatisfied with the way the Government's dealing with immigration (W15: 751); Fieldwork dates: 14 July to 8 August 2023)



Labour are more trusted by the public on aspects of immigration and asylum policy, but confidence is low in both parties

Q To what extent, if at all, do you trust each of the following political parties to have...

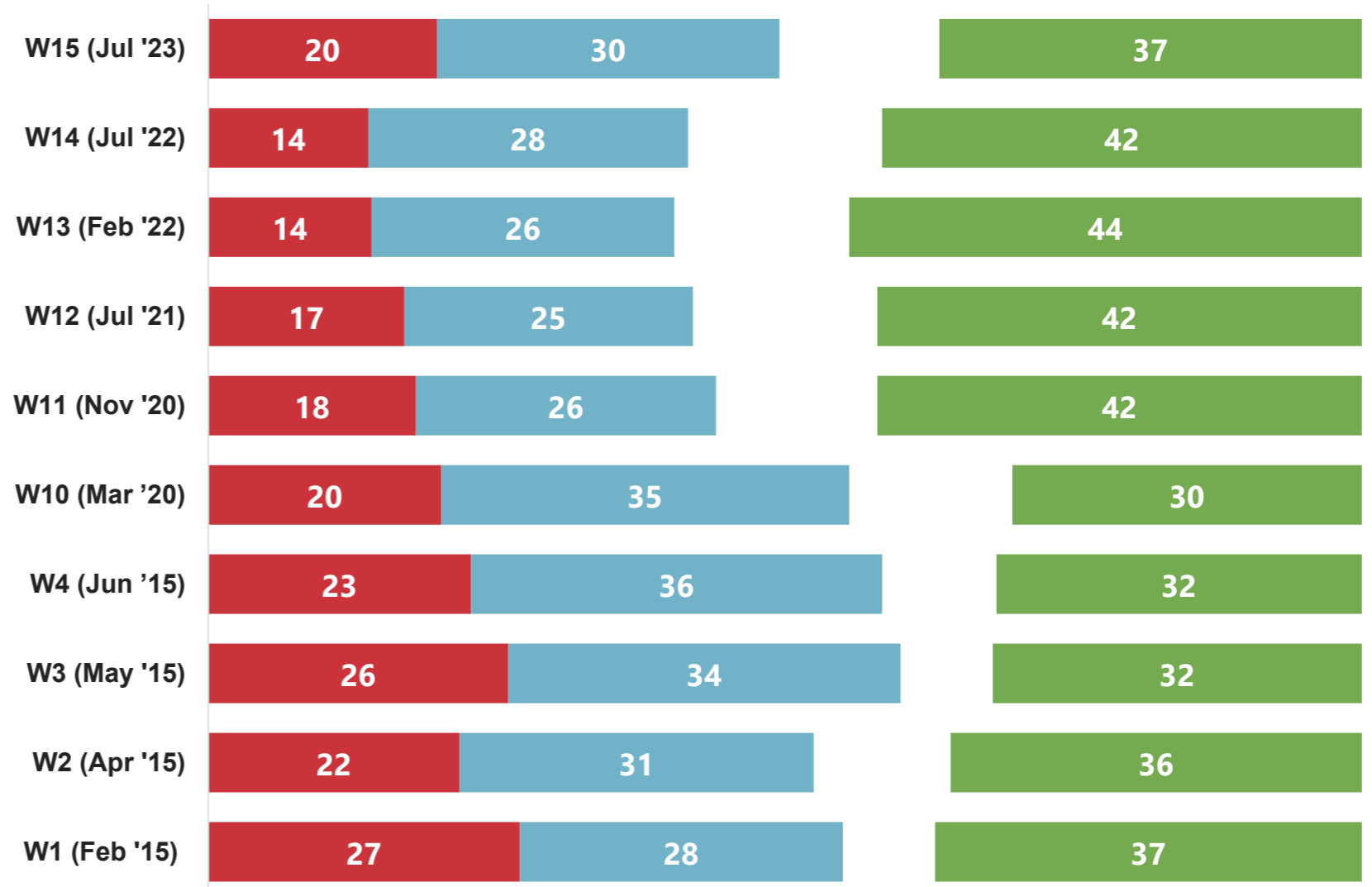


Base: All respondents (W15: 3000): Fieldwork dates: 14 July to 8 August 2023

One in five say immigration has been discussed too much in Britain, higher than in July 2022

Q Generally speaking, do you think that the issue of immigration has been discussed in Britain too much, too little or about the right amount over the last few months?

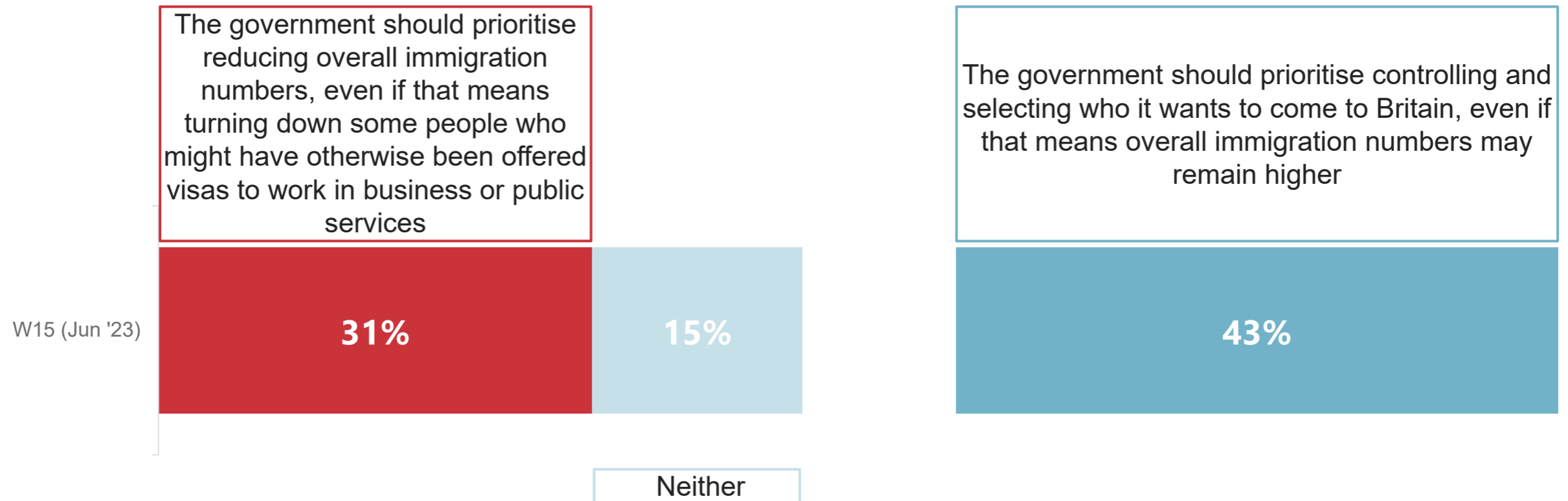
■ % Discussed too much ■ % Discussed about the right amount ■ % Discussed too little



Base: All respondents (W1: 4574; W2: 3770; W3:3023; W4:2698; W10: 2100 W11: 2532; W12: 4000; W13: 3206; W14: 3004; W15: 3000): Fieldwork dates: 14 July to 8 August 2023)

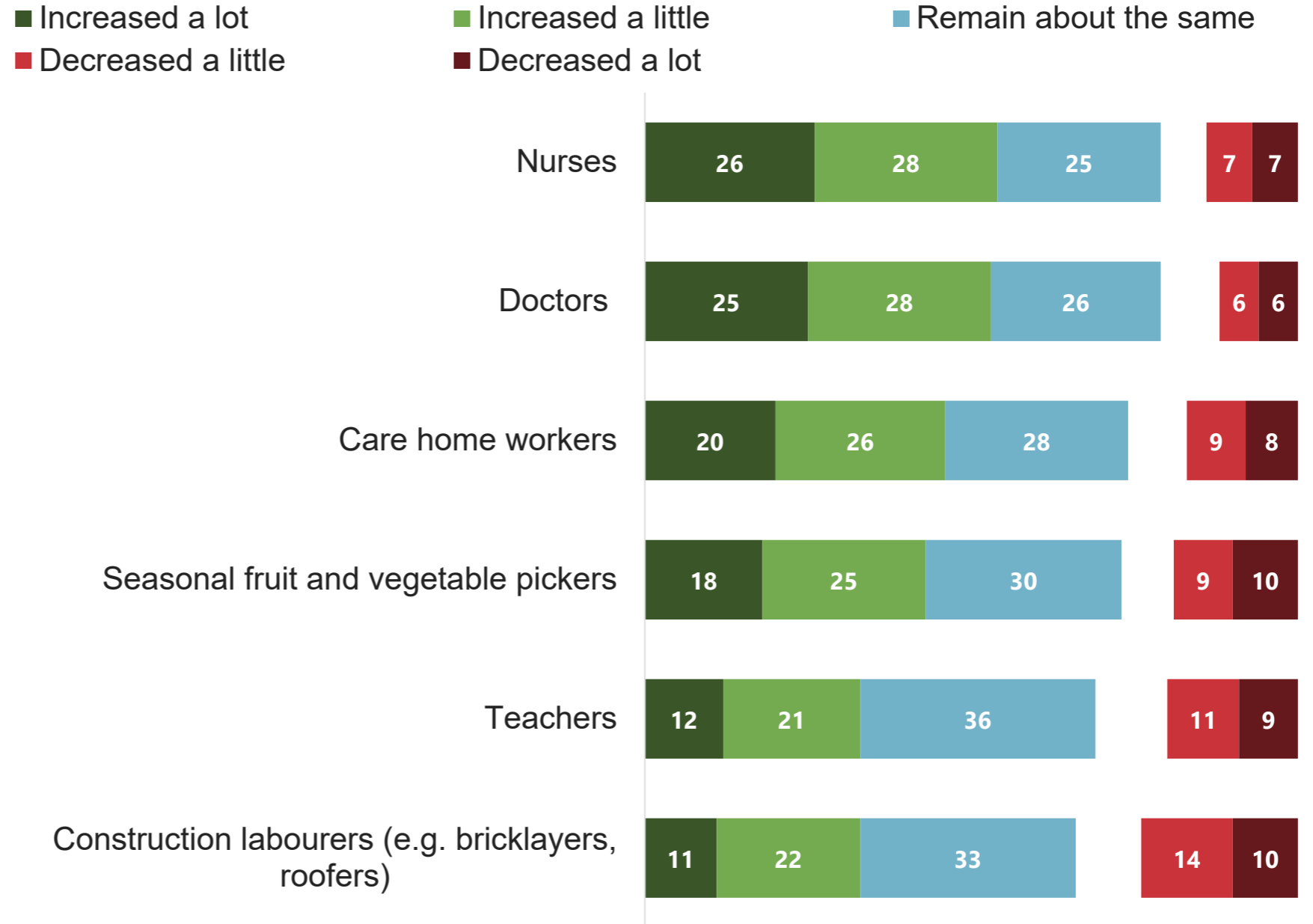
More think the government should prioritise controlling and selecting who comes into Britain than those who think it should prioritise reducing overall immigration numbers

Q When thinking about the government's immigration policy, which of the following best describes what is most important to you?



Just over half would like to see the number of migrants who are doctors or nurses to be increased, and nearly half would like to see more care home workers

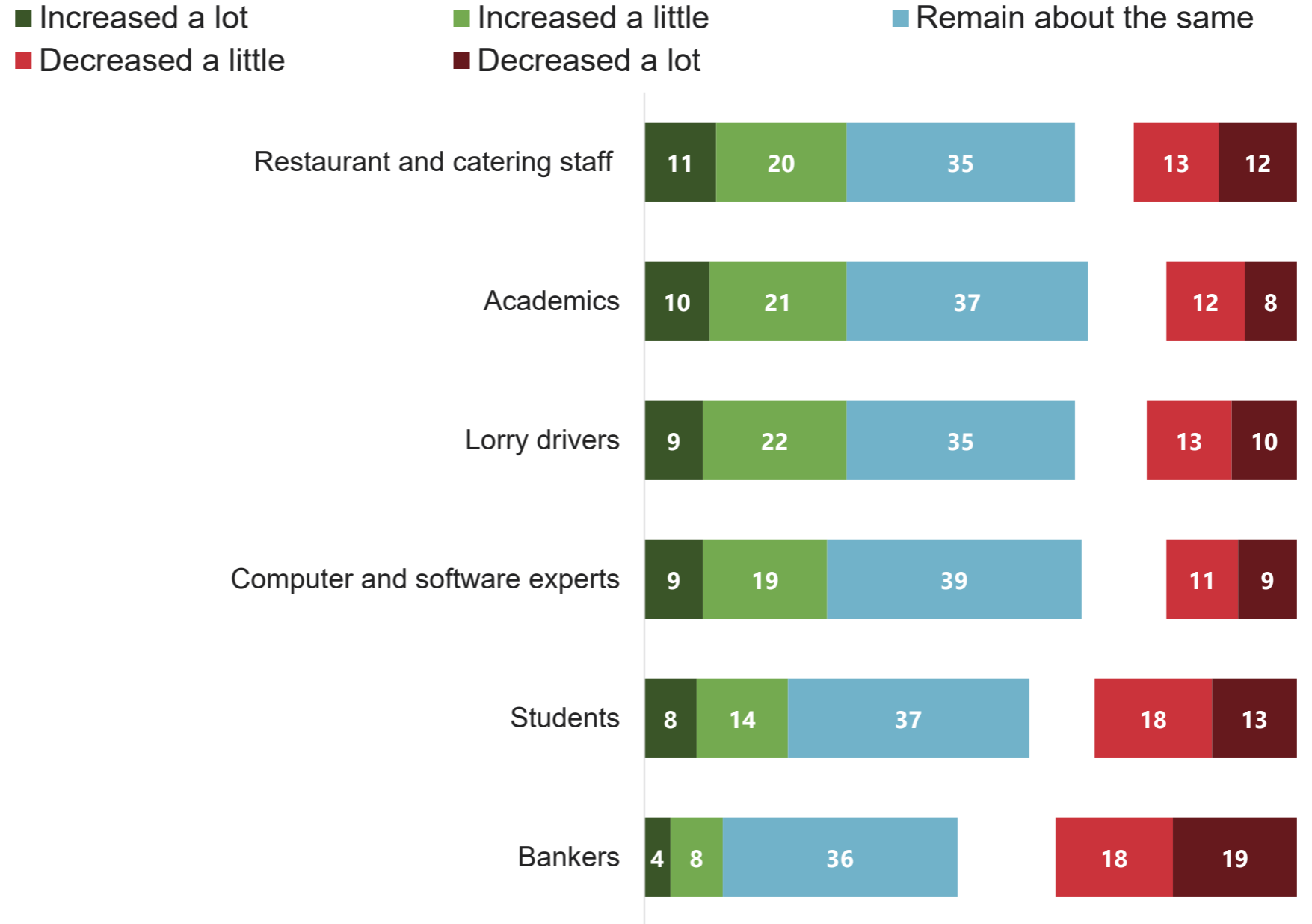
Q Would you prefer the number of migrants (from any country) from each of the below groups coming to live in the UK to be increased, reduced, or should it remain about the same?



Base: All respondents (W15: 3000); Fieldwork dates: 14 July to 8 August 2023

While there is more support for reducing the proportion of migrants who are bankers or students (37% and 31% respectively)

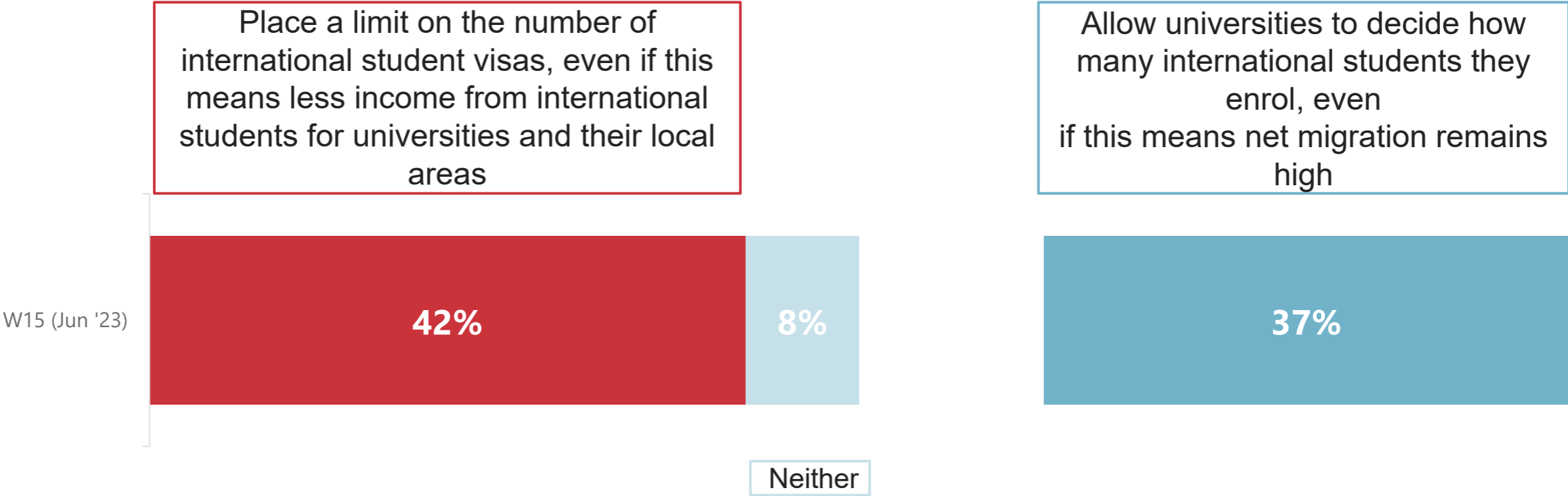
Q Would you prefer the number of migrants (from any country) from each of the below groups coming to live in the UK to be increased, reduced, or should it remain about the same?



Base: All respondents (W15: 3000); Fieldwork dates: 14 July to 8 August 2023

The public are split on whether there should be a limit on the number of student visas or whether universities should be allowed to decide how many students they enrol, with slightly more emphasis given to limiting numbers

Q And when thinking about the government’s policy on international student visas, which of the following statements is most important to you?



Base: All respondents (W15: 3000): Fieldwork dates: 14 July to 8 August 2023

Refugees and asylum

A majority continue to have sympathy for migrants attempting to cross the English Channel

Q How much sympathy if at all, if any, do you have for the migrants attempting to cross the English Channel by boat to come to Britain?




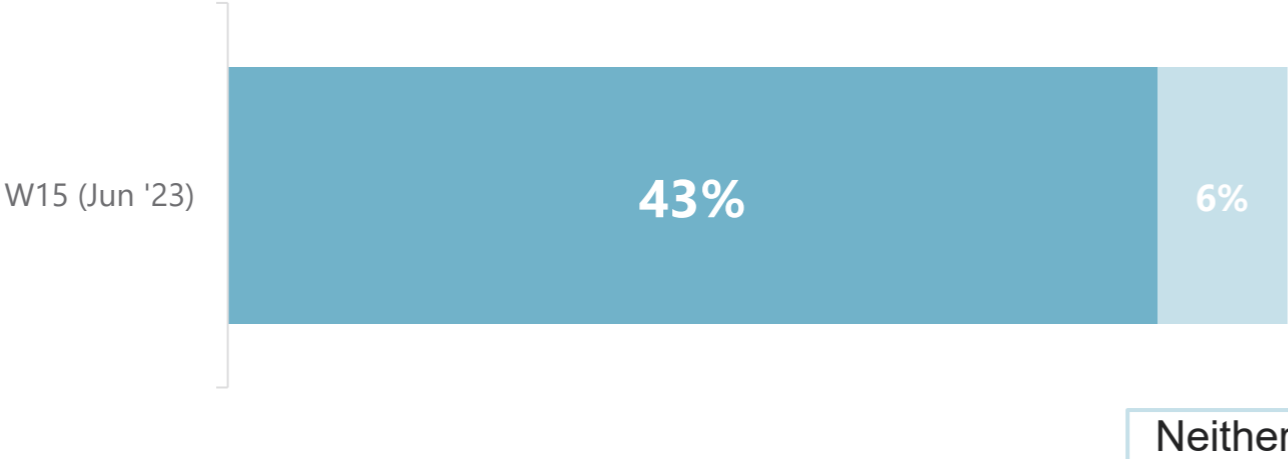
Base: All respondents (W12: 4000); W13: 3206; W14: 3004; W15: 3000); Fieldwork dates: 14 July to 8 August 2023)

The public are split between whether the government should reject all asylum claims from people who enter without permission or if it should consider the merits of all claims, regardless of how they arrived to the UK

Q There are different views about what should happen to people who come to the UK without prior permission, such as by crossing the English Channel, to make an asylum claim. Which of the following would come closest to your view?

The UK government should consider the merits of someone's asylum claim and then make a decision, regardless of how people have arrived in the UK

The UK government should reject all asylum claims from people who enter without permission, even if some of those claims would be deemed valid on their merits



Base: All respondents (W15: 3000): Fieldwork dates: 14 July to 8 August 2023

The public are split between thinking that it is Britain's duty to allow all asylum seekers a chance to put their case and Britain being fully entitled to refuse this so long as it makes sure they can find safety in another country

Q As you may know, under international law Britain and all other countries have an obligation to protect refugees who need asylum. Recently the British government has introduced a new policy by which some people seeking asylum in Britain will be sent to Rwanda to apply for asylum there rather than being allowed to apply for asylum in the UK. Which of the following statements, if any, is closest to how you think Britain should deal with asylum seekers?

Britain should give asylum to all who seek it here, regardless of the strength of their case



It is Britain's duty to allow all asylum seekers who arrive here a chance to put their case, and to allow all who were genuinely in danger in their home country to stay here



Britain is fully entitled to refuse to allow asylum seekers to put their case here, so long as they make sure that all of them who need it find safety in some other country



Britain should not give asylum to anyone who seeks it here, regardless of the strength of their case



None of these



Don't know

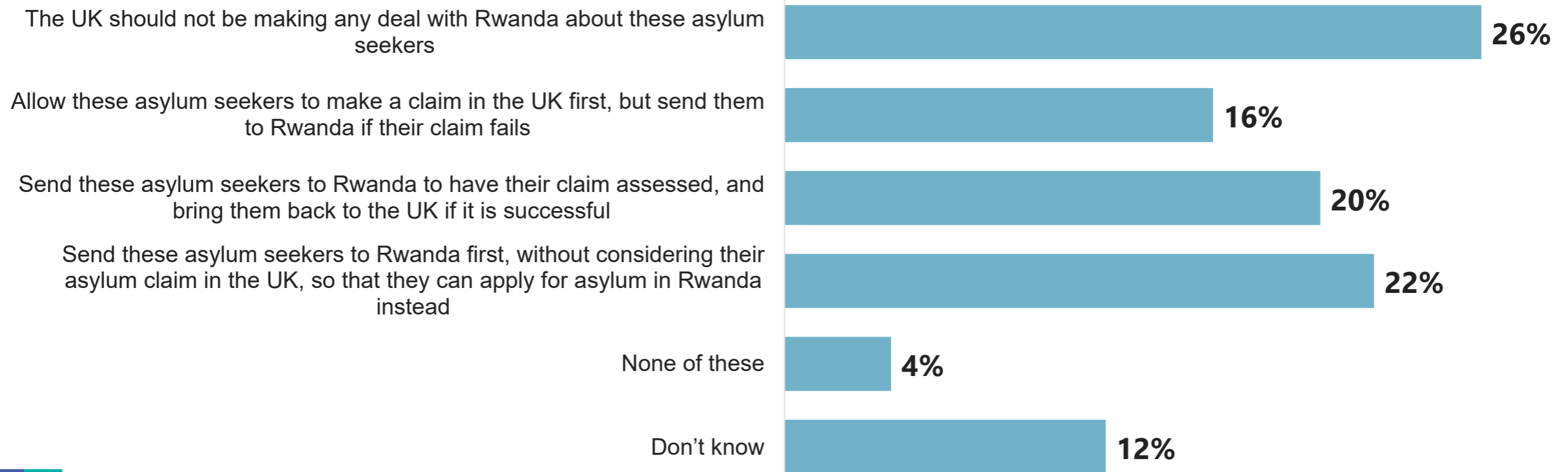


Base: All respondents (W15: 3000); Fieldwork dates: 14 July to 8 August 2023)



The public are split between their preferences in principle for a Rwanda-style policy for asylum seekers who enter the country without permission

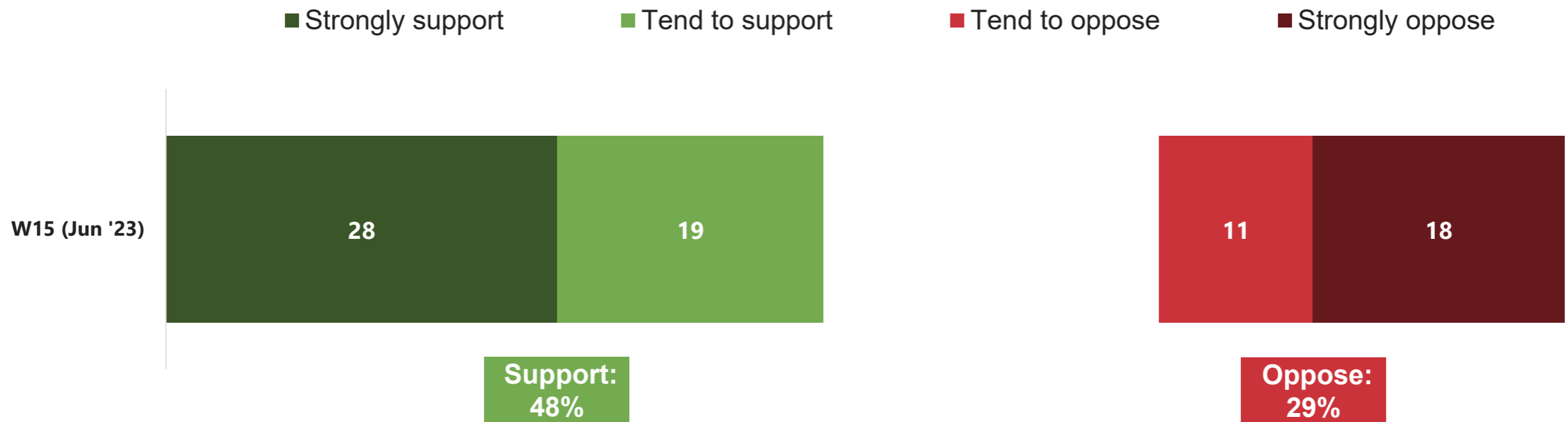
Q The Government has agreed a deal with Rwanda about people who seek asylum in Britain having entered without permission, such as by crossing the English Channel. Regardless of the actual policy, in principle, which, if any, of these options would you prefer for a UK-Rwanda asylum policy? Remember that this is about how the UK would deal with asylum seekers who have entered without permission.



Base: All respondents (W15: 3000): Fieldwork dates: 14 July to 8 August 2023)

When asked directly about the government's Rwanda policy just under half support it while three in ten oppose it

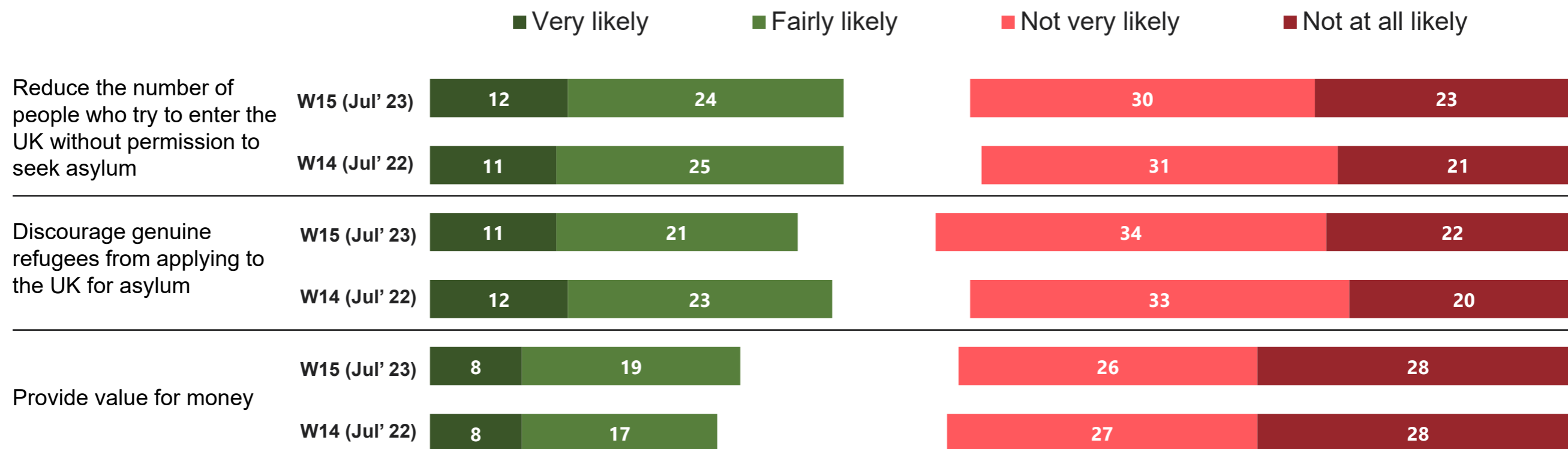
Q The UK Government policy is to refuse permission to seek asylum in the UK to anybody who has crossed the Channel without permission. Those who do so could be sent to Rwanda, to apply for asylum there instead. On balance, to what extent, if at all, do you support or oppose this policy?



Base: All respondents (W15: 3000); Fieldwork dates: 14 July to 8 August 2023)

A majority think the Rwanda policy is not likely to reduce numbers, discourage genuine refugees from applying for asylum, or provide value for money.

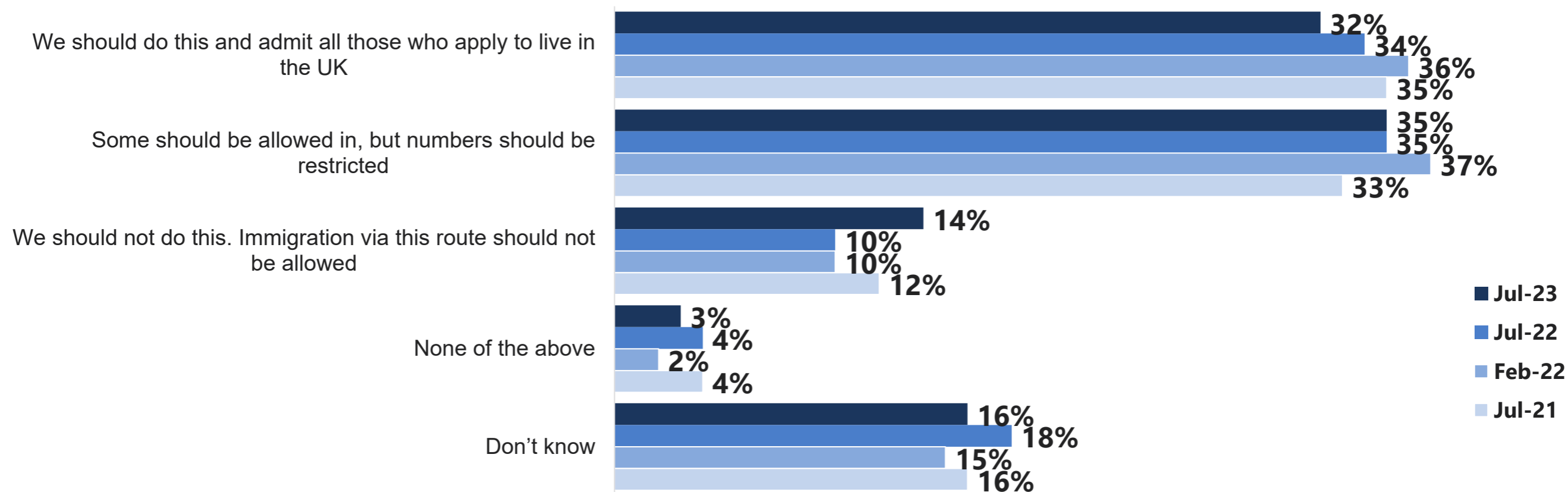
Q And how likely or unlikely do you think it is that this policy will...?



Base: All respondents (W14: 3004; W15: 3000); Fieldwork dates: 14 July to 8 August 2023

A majority continue to believe that Britain should allow those from Hong Kong with BNO status to come to live here, though the public are split on whether that should be admit all those who apply or keep the numbers restricted

Q Which of the following statements, if any, comes closest to your view about those with BNO status coming to live in the UK?



Base: All respondents (W12: 4000); W13: 3206; W14: 3004; W15: 3000); Fieldwork dates: 14 July to 8 August 2023)



FURTHER INFORMATION

For more information please contact:

Gideon Skinner

Gideon.skinner@ipsos.com

Glenn Gottfried

Glenn.Gottfried@ipsos.com

Holly Day

Holly.Day@ipsos.com

Charlotte Albiston

Charlotte.Albiston@ipsos.com



Ipsos | 3 Thomas More Square | London E1W 1YW | t: +44 (0)20 7347 3000 | www.ipsos.com/en-uk/