

WORLD AFFAIRS

Citizens of 30 Countries Assess Threats and Engagement in International Affairs

Dr. Darrell Bricker

2023-11-16

© 2023 Ipsos. All rights reserved. Contains Ipsos' Confidential and Proprietary information and may not be disclosed or reproduced without the prior written consent of Ipsos.



- 
1. Global Threats Assessment
 2. Confidence in Response to Threats
 3. Global Gap Between Priority Of Threat And Level Of Preparation

METHODOLOGY

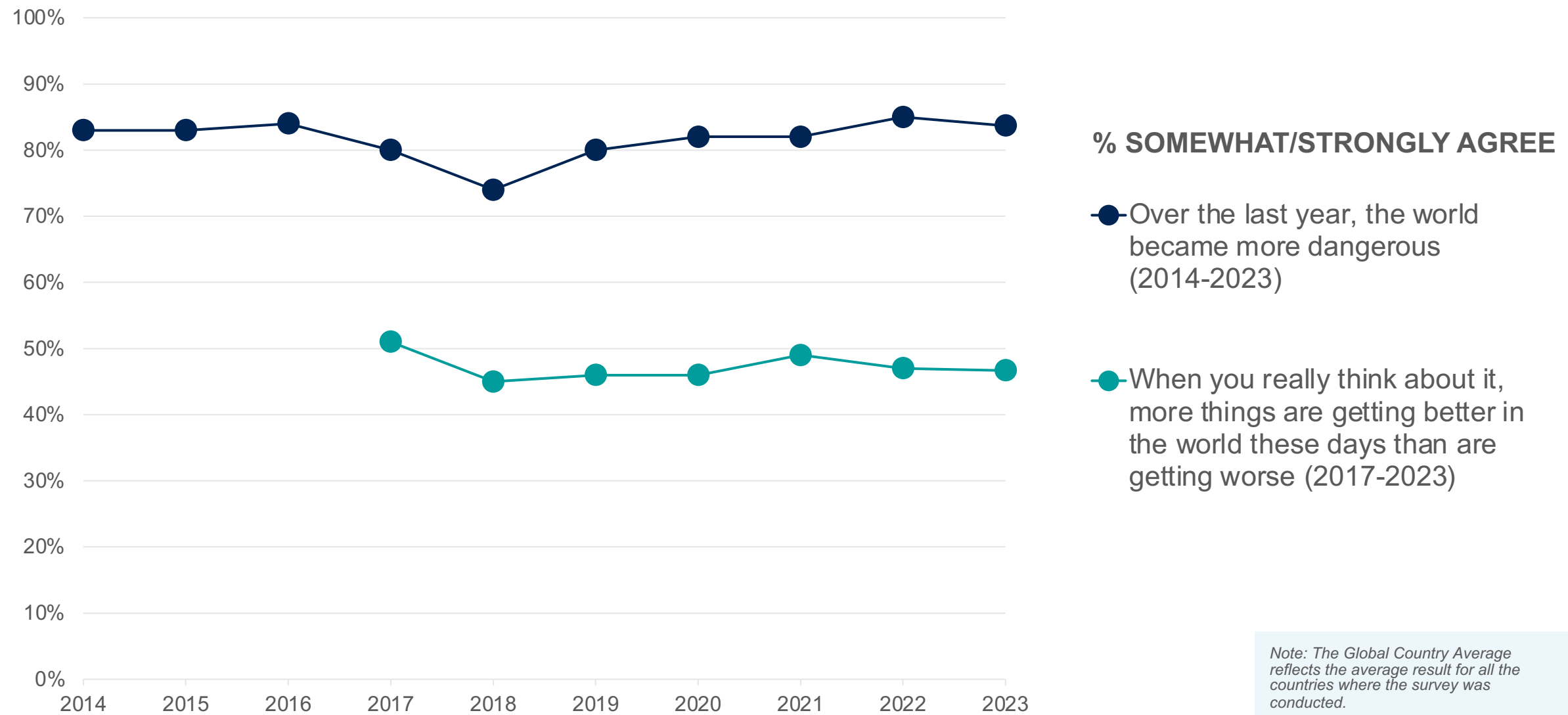
- These are the results of a 30-country survey conducted by Ipsos on its Global Advisor online platform and, in India, on its IndiaBus platform, between Friday, September 22 and Friday, October 6, 2023. For this survey, Ipsos interviewed a total of 23,220 adults aged 18 years and older in India, 18-74 in Canada, Republic of Ireland, Malaysia, New Zealand, South Africa, Turkey, and the United States, 20-74 in Thailand, 21-74 in Indonesia and Singapore, and 16-74 in all other countries.
- The sample consists of approximately 2,000 individuals in Japan, 1,000 individuals each in Australia, Brazil, Canada, France, Germany, Great Britain, Italy, New Zealand, Spain, and the U.S., and 500 individuals each in Argentina, Belgium, Chile, Colombia, Hungary, Indonesia, Ireland, Malaysia, Mexico, the Netherlands, Peru, Poland, Singapore, South Africa, South Korea, Sweden, Thailand, and Turkey. The sample in India consists of approximately 2,200 individuals, of whom approximately 1,800 were interviewed face-to-face and 400 were interviewed online.
- Samples in Argentina, Australia, Belgium, Canada, France, Germany, Great Britain, Hungary, Italy, Japan, the Netherlands, Poland, South Korea, Spain, Sweden, and the U.S. can be considered representative of their general adult populations under the age of 75.
- Samples in Brazil, Chile, Colombia, Indonesia, Ireland, Malaysia, Mexico, New Zealand, Peru, Singapore, South Africa, Thailand, and Turkey are more urban, more educated, and/or more affluent than the general population. The survey results for these countries should be viewed as reflecting the views of the more “connected” segment of their population.
- India’s sample represents a large subset of its urban population — social economic classes A, B and C in metros and tier 1-3 town classes across all four zones.
- The data is weighted so that the composition of each country’s sample best reflects the demographic profile of the adult population according to the most recent census data. “The Global Country Average” reflects the average result for all the countries and markets in which the survey was conducted. It has not been adjusted to the population size of each country or market and is not intended to suggest a total result.
- When percentages do not sum up to 100 or the ‘difference’ appears to be +/-1 percentage point more/less than the actual result, this may be due to rounding, multiple responses, or the exclusion of “don’t know” or not stated responses.
- The precision of Ipsos online polls is calculated using a credibility interval with a poll of 1,000 accurate to +/- 3.5 percentage points and of 500 accurate to +/- 5.0 percentage points. For more information on Ipsos’ use of credibility intervals, please visit the Ipsos website.
- The publication of these findings abides by local rules and regulations.

GLOBAL THREATS ASSESSMENT

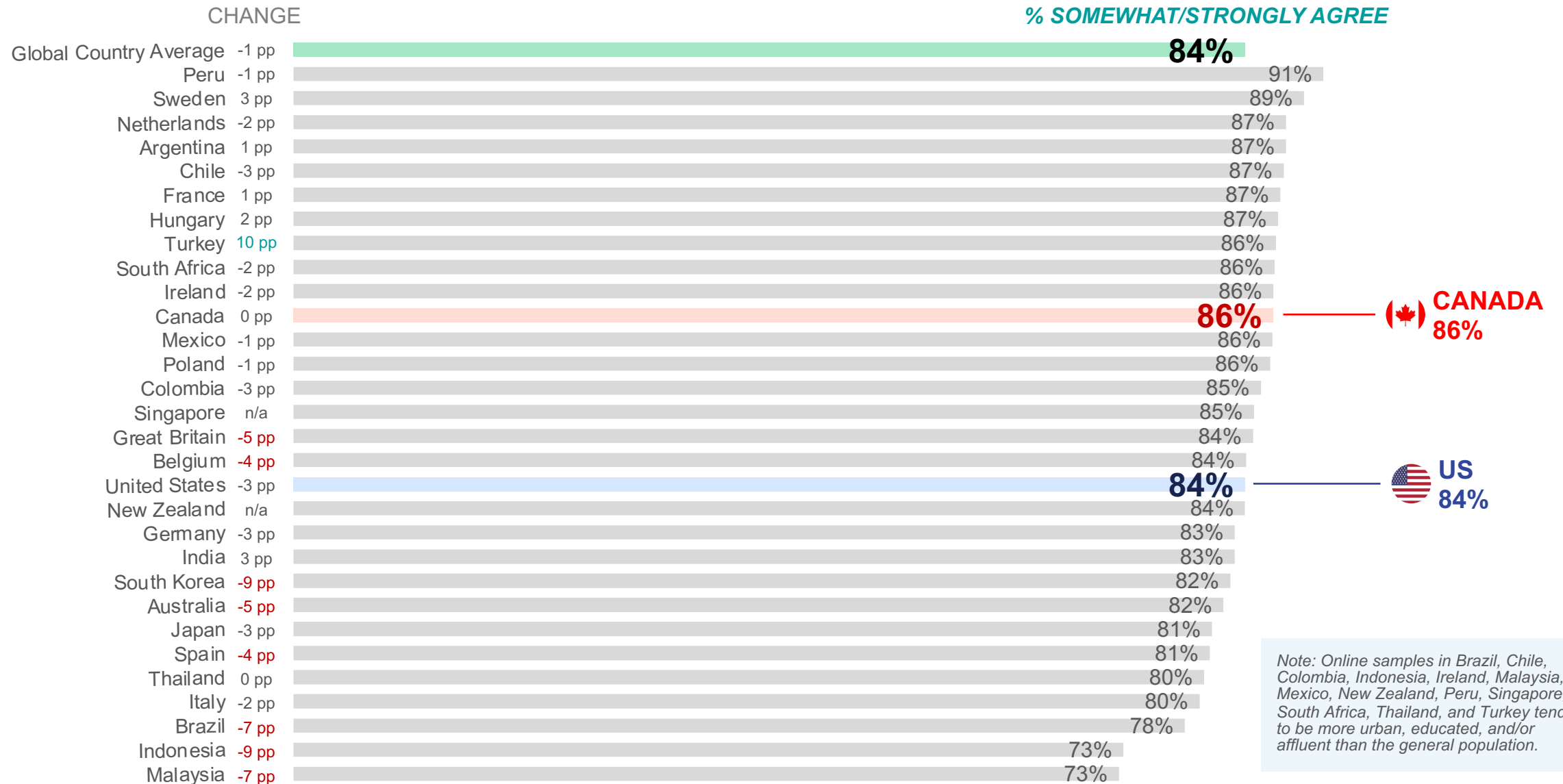
Citizens of 30 Countries Assess Threats and
Engagement in International Affairs

1

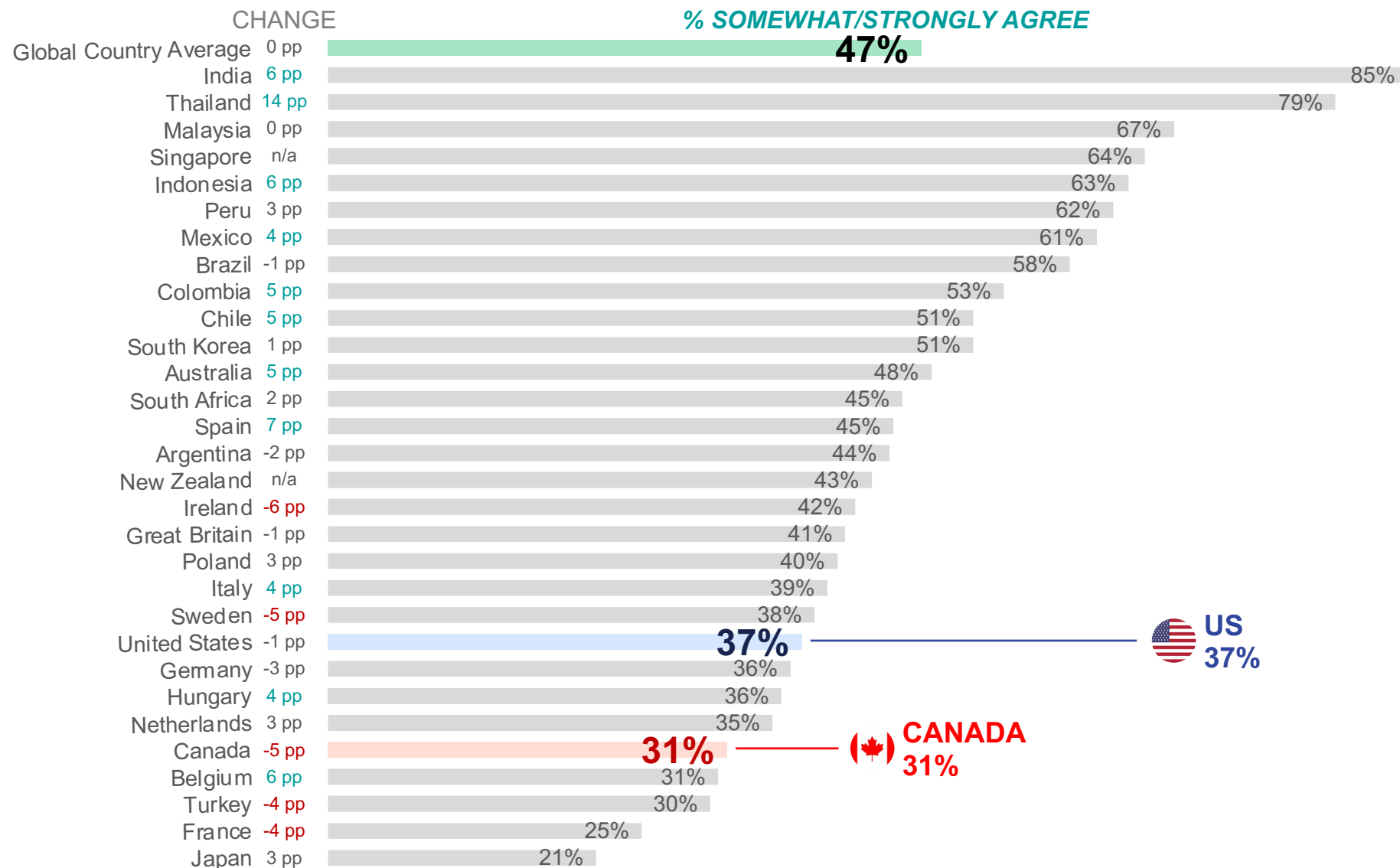
ATTITUDES ABOUT THE STATE OF THE WORLD OVER TIME



OVER THE LAST YEAR THE WORLD BECAME MORE DANGEROUS



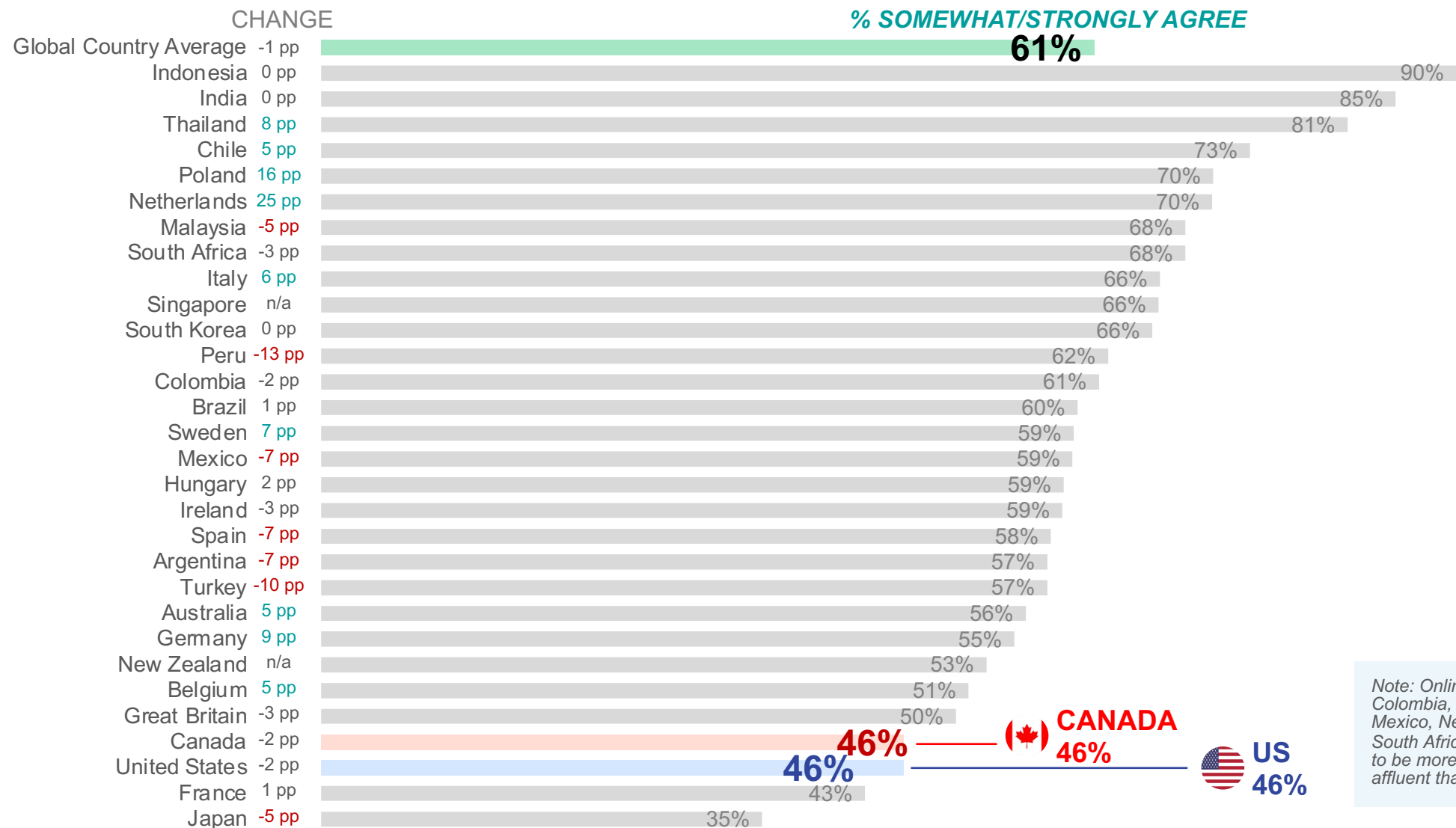
WHEN YOU REALLY THINK ABOUT IT, MORE THINGS ARE GETTING BETTER IN THE WORLD THESE DAYS THAN ARE GETTING WORSE



Note: Online samples in Brazil, Chile, Colombia, Indonesia, Ireland, Malaysia, Mexico, New Zealand, Peru, Singapore, South Africa, Thailand, and Turkey tend to be more urban, educated, and/or affluent than the general population.

COVID-19 OUTBREAK END IN SIGHT

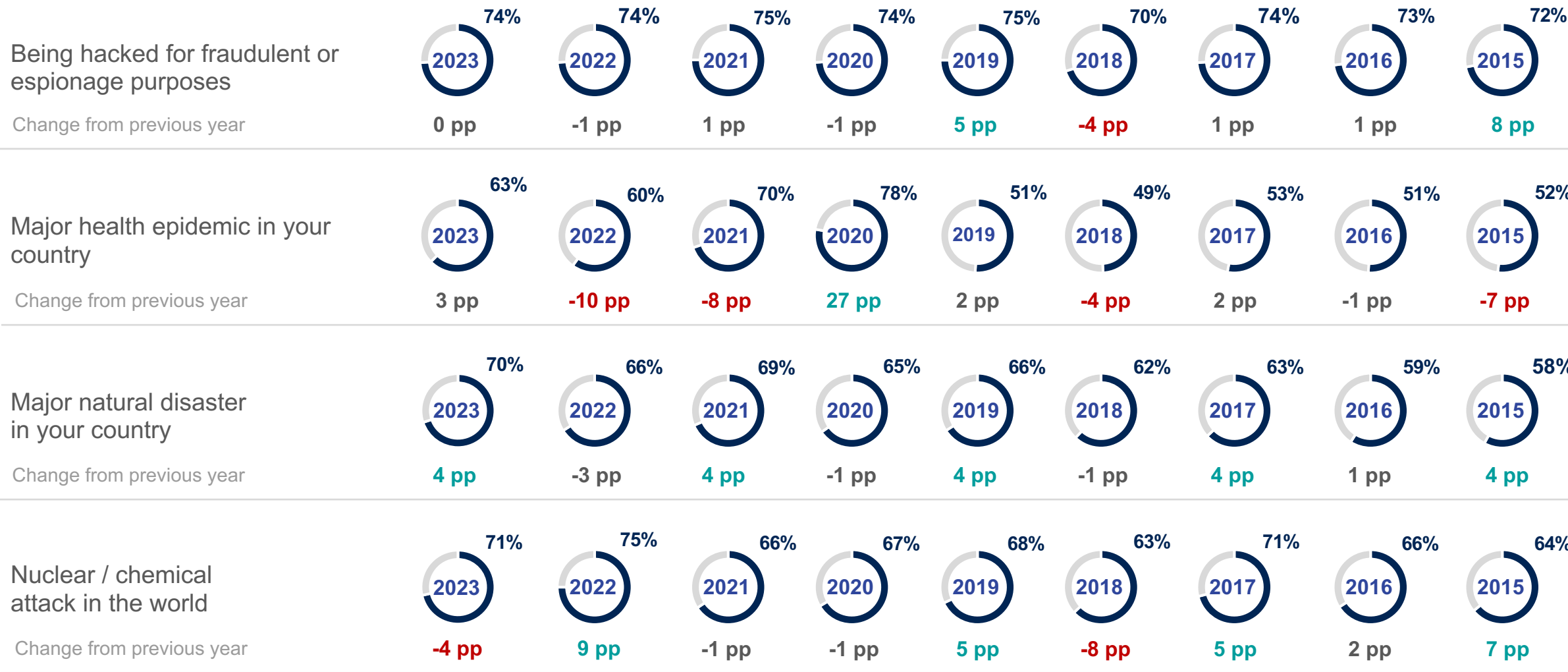
Q: The coronavirus outbreak or COVID-19 outbreak has been contained and will soon be over



Note: Online samples in Brazil, Chile, Colombia, Indonesia, Ireland, Malaysia, Mexico, New Zealand, Peru, Singapore, South Africa, Thailand, and Turkey tend to be more urban, educated, and/or affluent than the general population.

GLOBAL THREAT ASSESSMENT

Q: How real do you feel the threat is of any of the following happening in the next twelve months — a very real threat, a somewhat real threat, not much of a real threat or not a real threat at all? *(Very Real Threat/Somewhat Real Threat)*




Note: The Global Country Average reflects the average result for all the countries where the survey was conducted.



GLOBAL THREAT ASSESSMENT

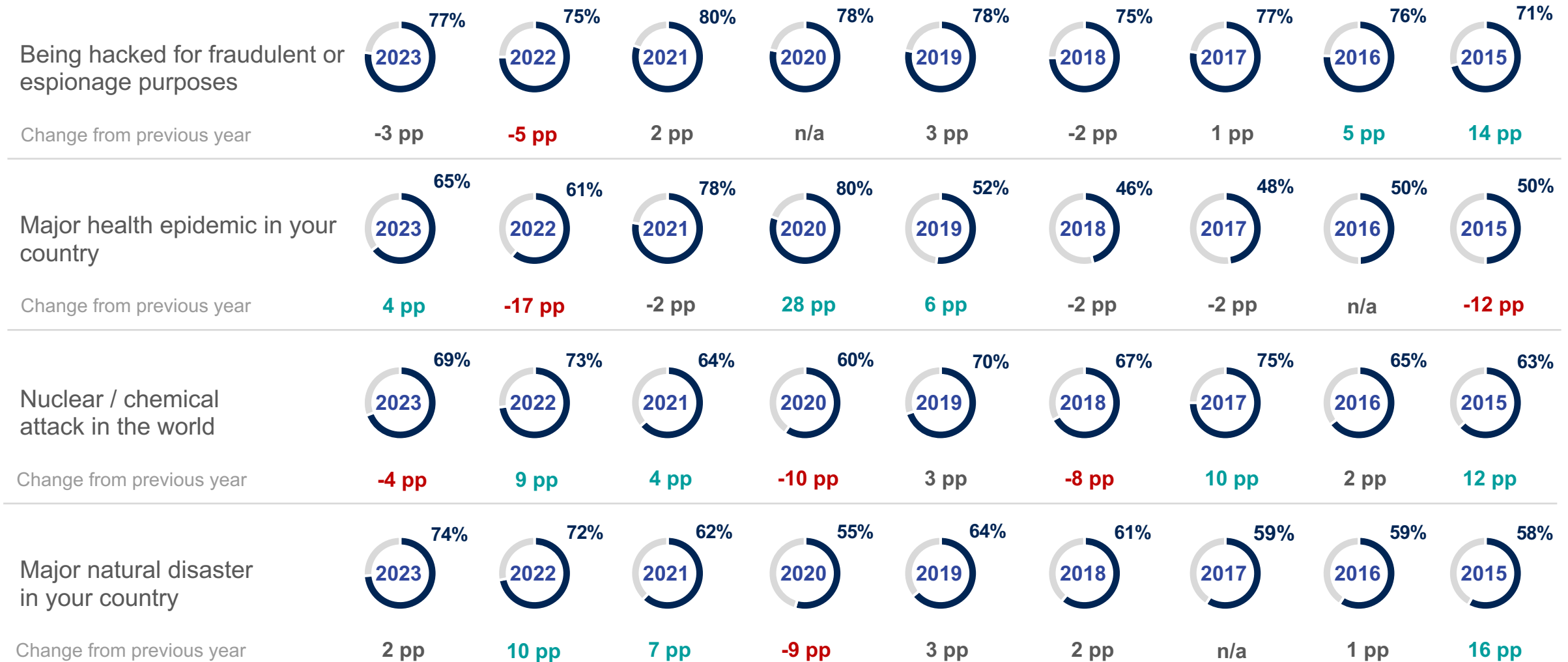
Q: How real do you feel the threat is of any of the following happening in the next twelve months — a very real threat, a somewhat real threat, not much of a real threat or not a real threat at all? (*Very Real Threat/Somewhat Real Threat*)



Note: The Global Country Average reflects the average result for all the countries where the survey was conducted.

CANADA THREAT ASSESSMENT


Q: How real do you feel the threat is of any of the following happening in the next twelve months — a very real threat, a somewhat real threat, not much of a real threat or not a real threat at all? (*Very Real Threat/Somewhat Real Threat*)



Note: The Global Country Average reflects the average result for all the countries where the survey was conducted.

CANADA THREAT ASSESSMENT

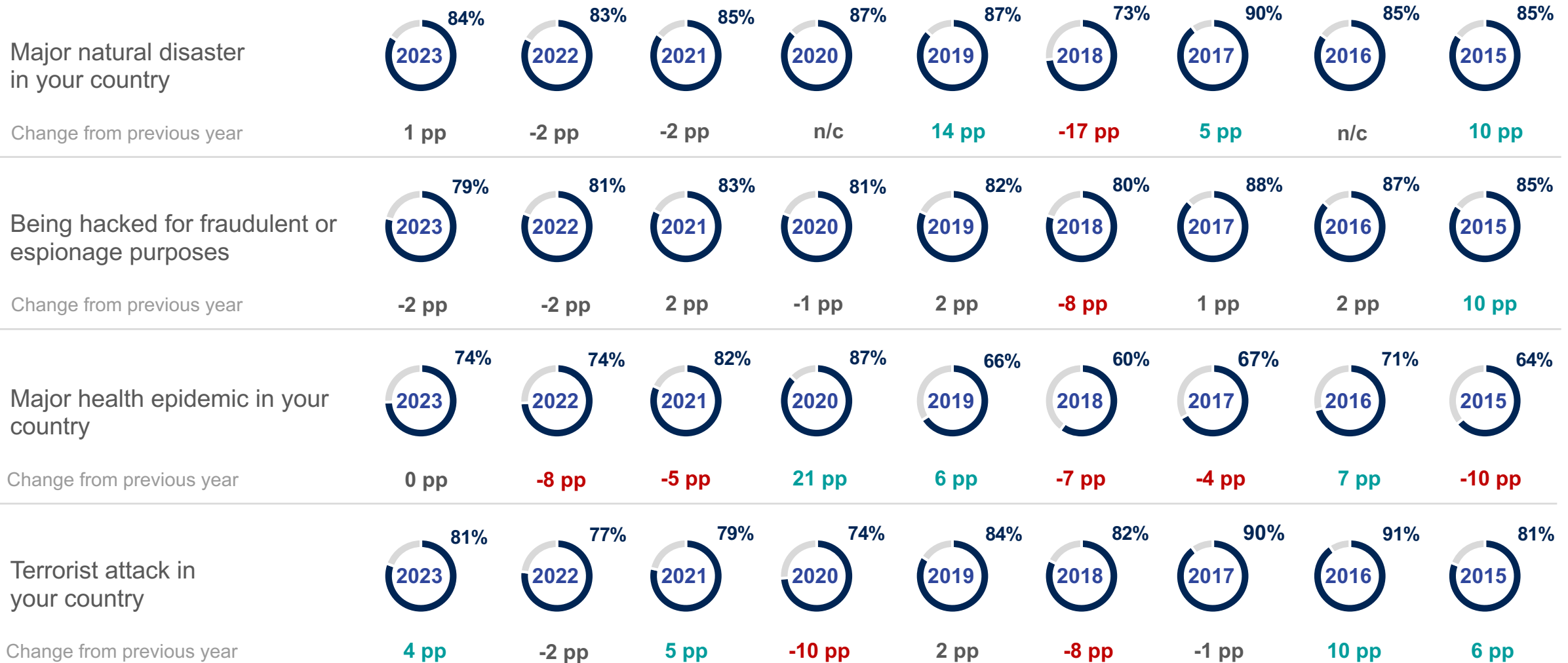
Q: How real do you feel the threat is of any of the following happening in the next twelve months — a very real threat, a somewhat real threat, not much of a real threat or not a real threat at all? (*Very Real Threat/Somewhat Real Threat*)



Note: The Global Country Average reflects the average result for all the countries where the survey was conducted.

U.S. THREAT ASSESSMENT

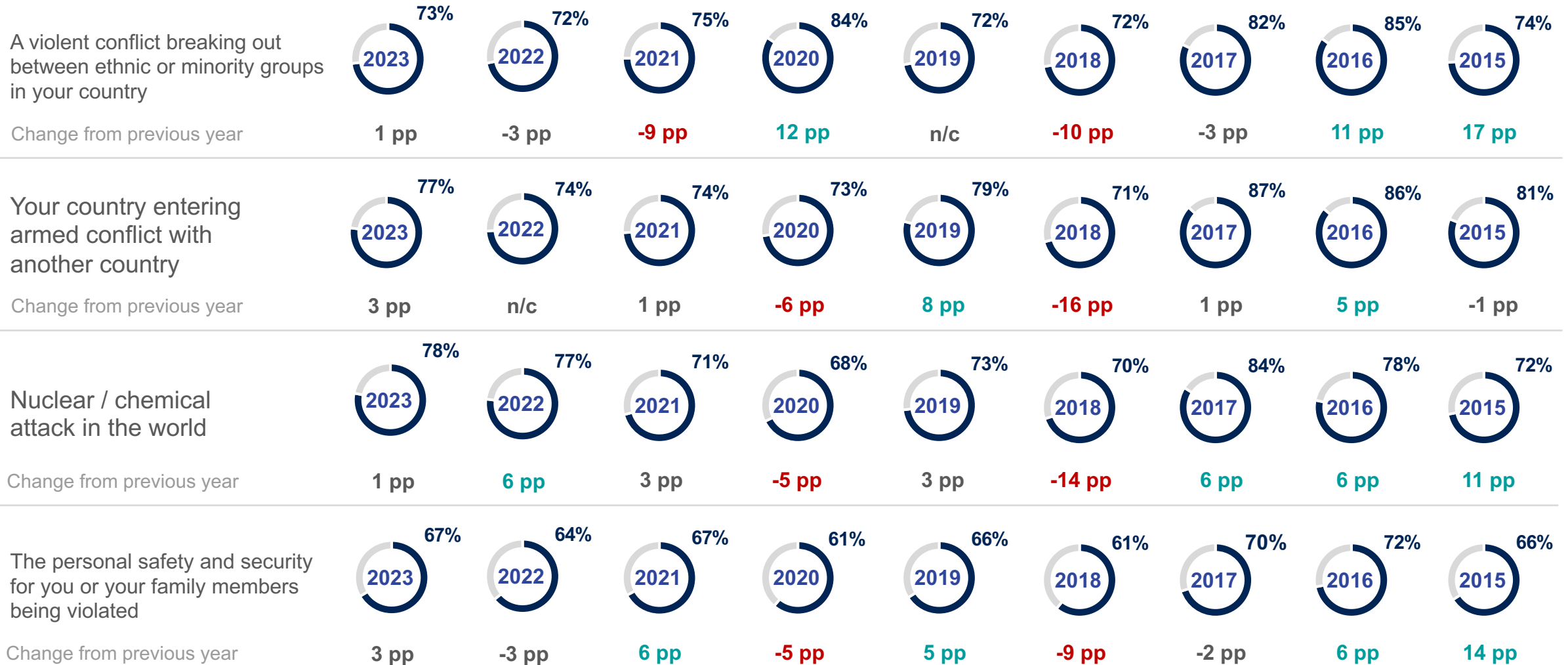
Q: How real do you feel the threat is of any of the following happening in the next twelve months — a very real threat, a somewhat real threat, not much of a real threat or not a real threat at all? (*Very Real Threat/Somewhat Real Threat*)



Note: The Global Country Average reflects the average result for all the countries where the survey was conducted.

U.S. THREAT ASSESSMENT

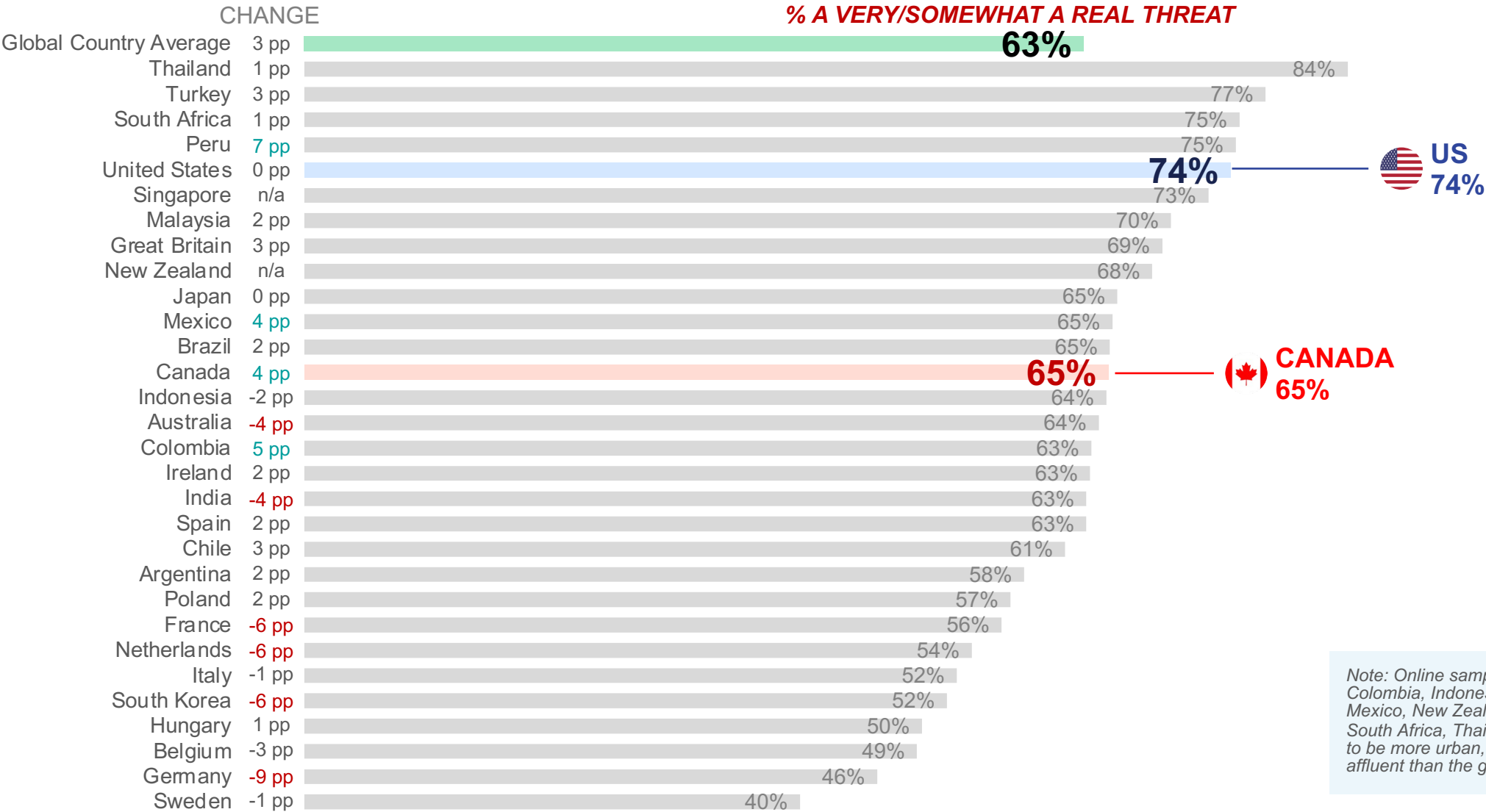
Q: How real do you feel the threat is of any of the following happening in the next twelve months — a very real threat, a somewhat real threat, not much of a real threat or not a real threat at all? (*Very Real Threat/Somewhat Real Threat*)



Note: The Global Country Average reflects the average result for all the countries where the survey was conducted.

A MAJOR HEALTH EPIDEMIC BREAKING OUT

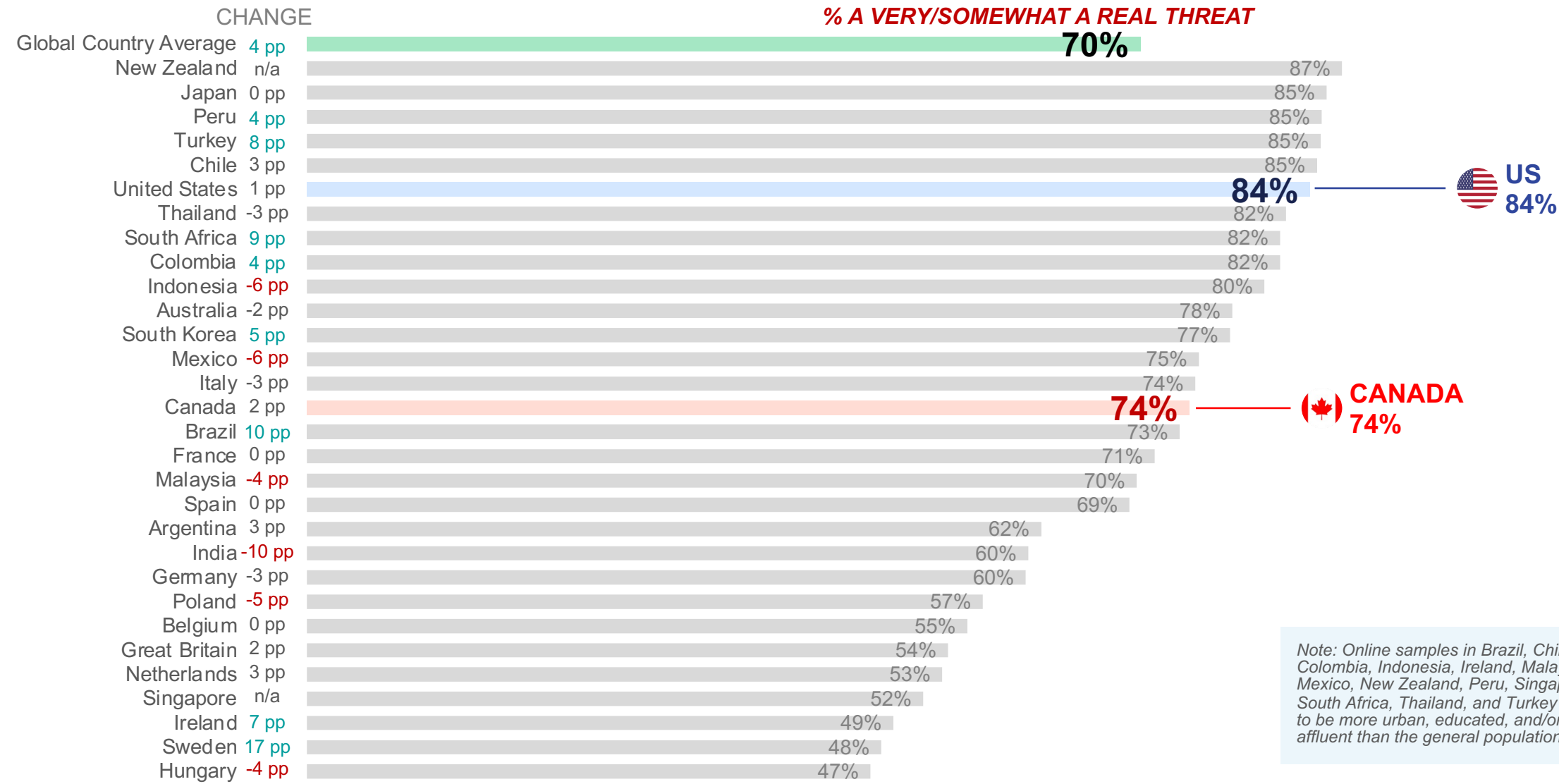
Q: How real do you feel the threat is of a major health epidemic breaking out in [country] in the next twelve months?



Note: Online samples in Brazil, Chile, Colombia, Indonesia, Ireland, Malaysia, Mexico, New Zealand, Peru, Singapore, South Africa, Thailand, and Turkey tend to be more urban, educated, and/or affluent than the general population.

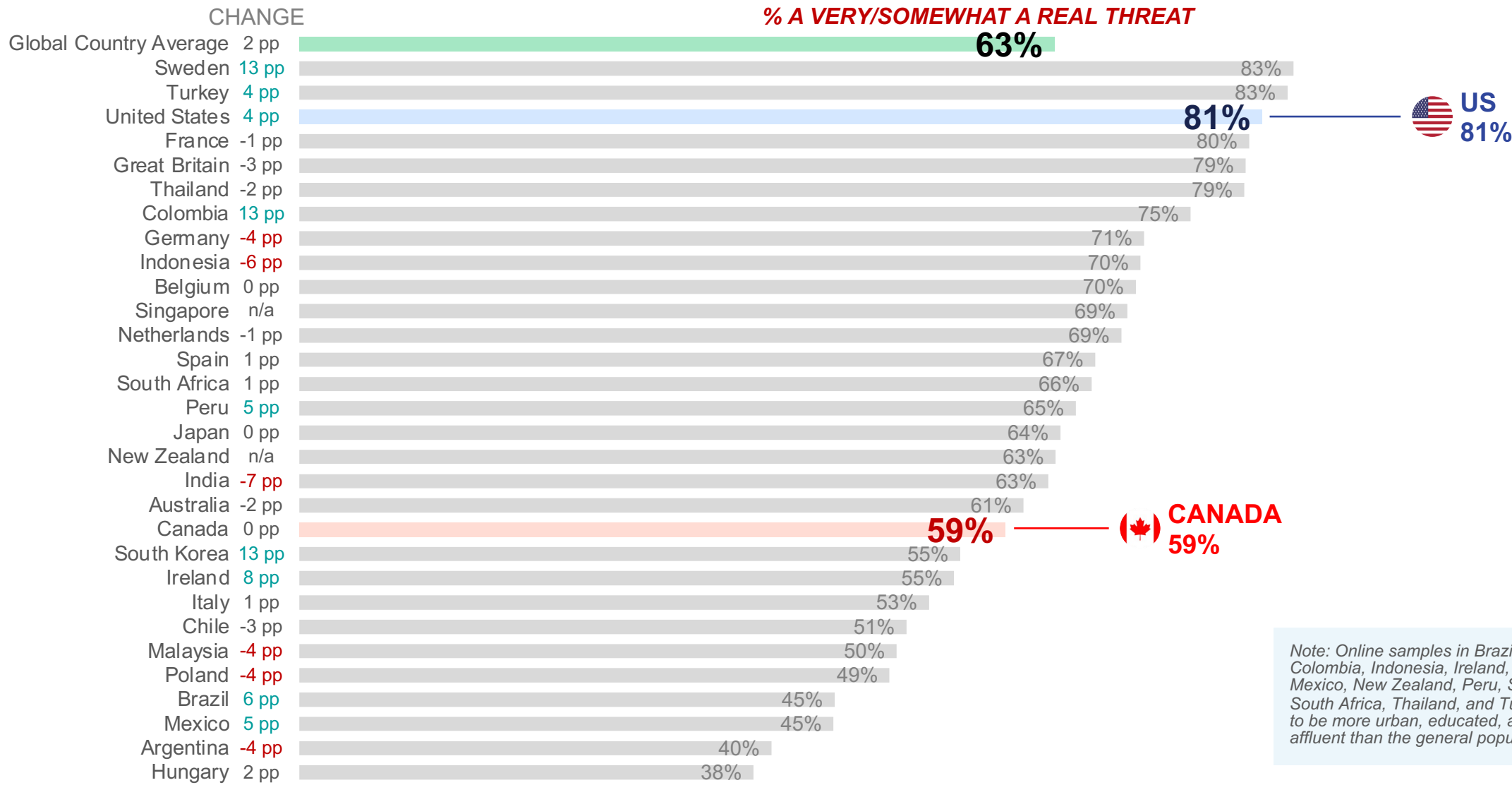
A MAJOR NATURAL DISASTER OCCURRING

Q: How real do you feel the threat is of a major natural disaster occurring in [country] in the next twelve months?



A TERRORIST ATTACK TAKING PLACE

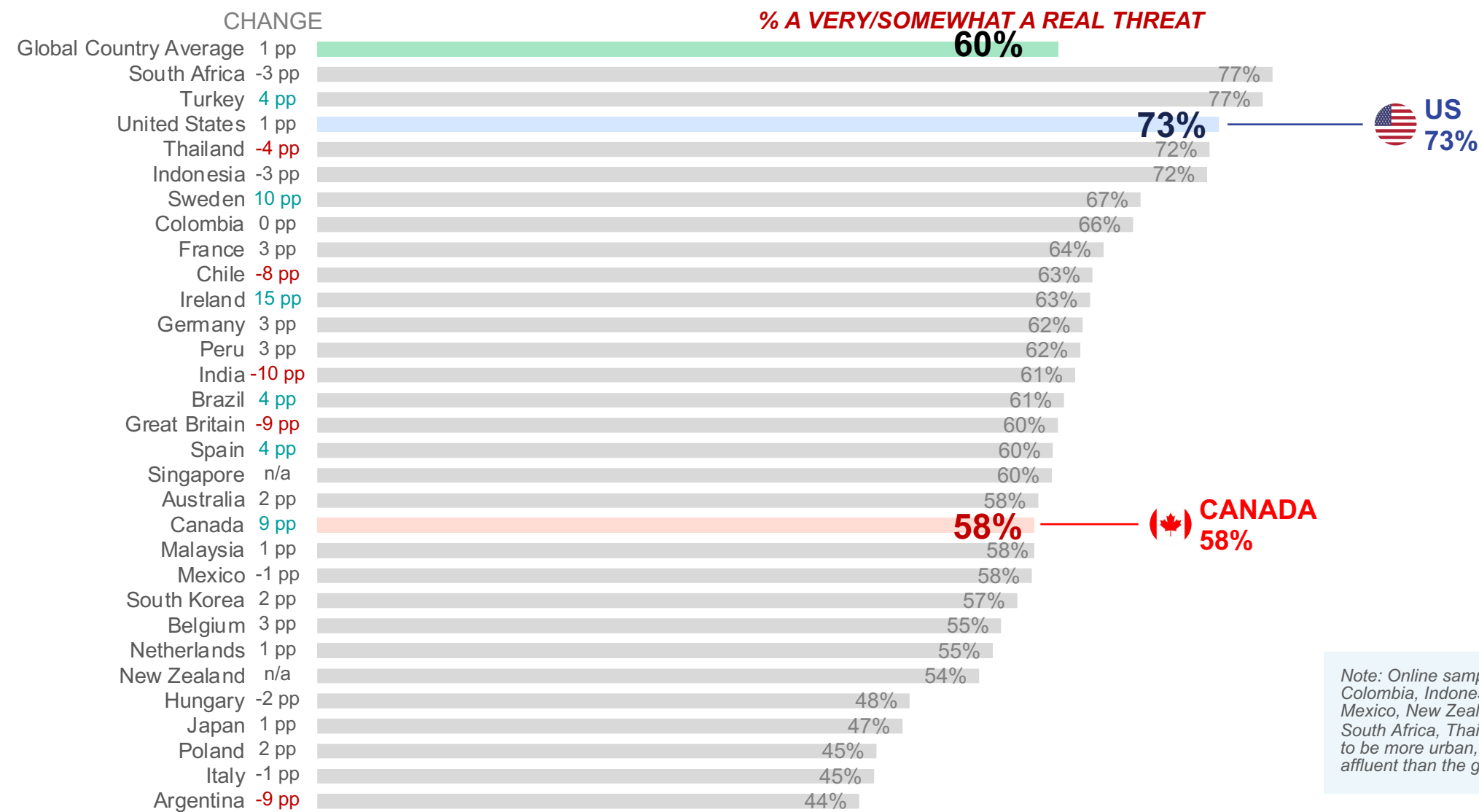
Q: How real do you feel the threat is of a terrorist attack taking place in [country] in the next twelve months?



Note: Online samples in Brazil, Chile, Colombia, Indonesia, Ireland, Malaysia, Mexico, New Zealand, Peru, Singapore, South Africa, Thailand, and Turkey tend to be more urban, educated, and/or affluent than the general population.

A VIOLENT CONFLICT BREAKING OUT BETWEEN ETHNIC OR MINORITY GROUPS

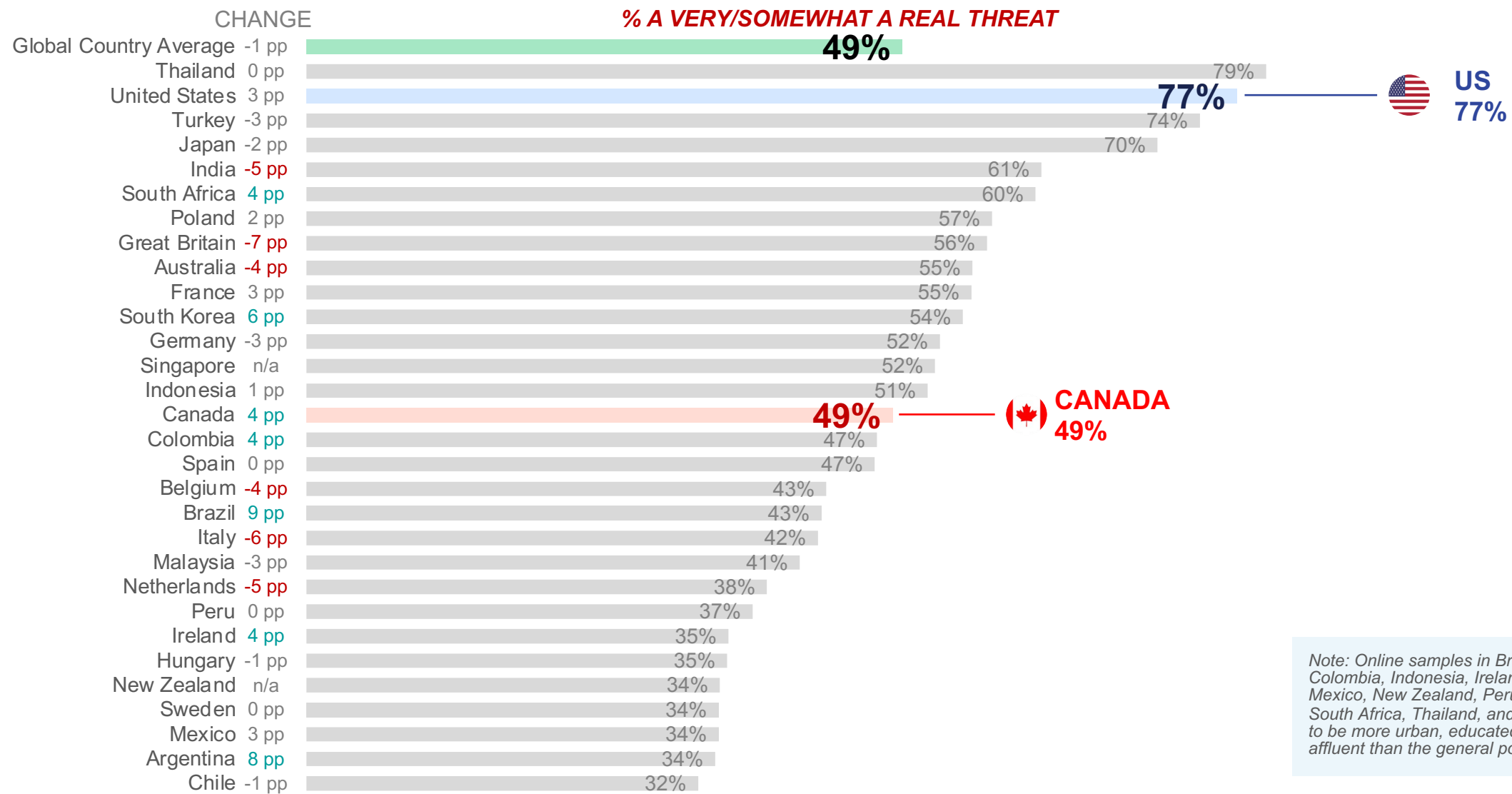
Q: How real do you feel the threat is of a violent conflict breaking out between ethnic or minority groups in [country] in the next twelve months?



Note: Online samples in Brazil, Chile, Colombia, Indonesia, Ireland, Malaysia, Mexico, New Zealand, Peru, Singapore, South Africa, Thailand, and Turkey tend to be more urban, educated, and/or affluent than the general population.

COUNTRY BEING INVOLVED IN AN ARMED CONFLICT WITH ANOTHER NATION

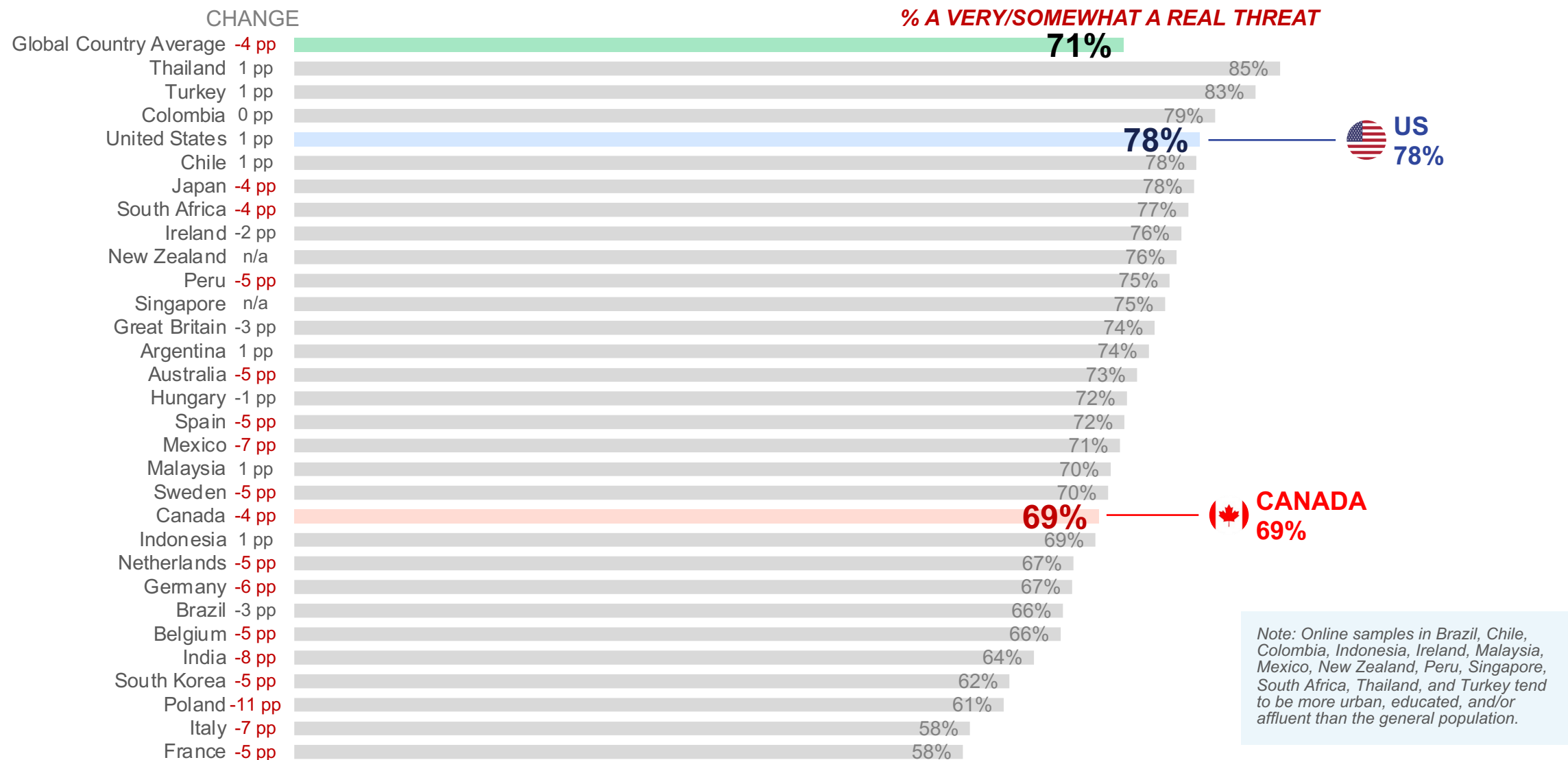
Q: How real do you feel the threat is of [country] being involved in an armed conflict with another nation in the next twelve months?



Note: Online samples in Brazil, Chile, Colombia, Indonesia, Ireland, Malaysia, Mexico, New Zealand, Peru, Singapore, South Africa, Thailand, and Turkey tend to be more urban, educated, and/or affluent than the general population.

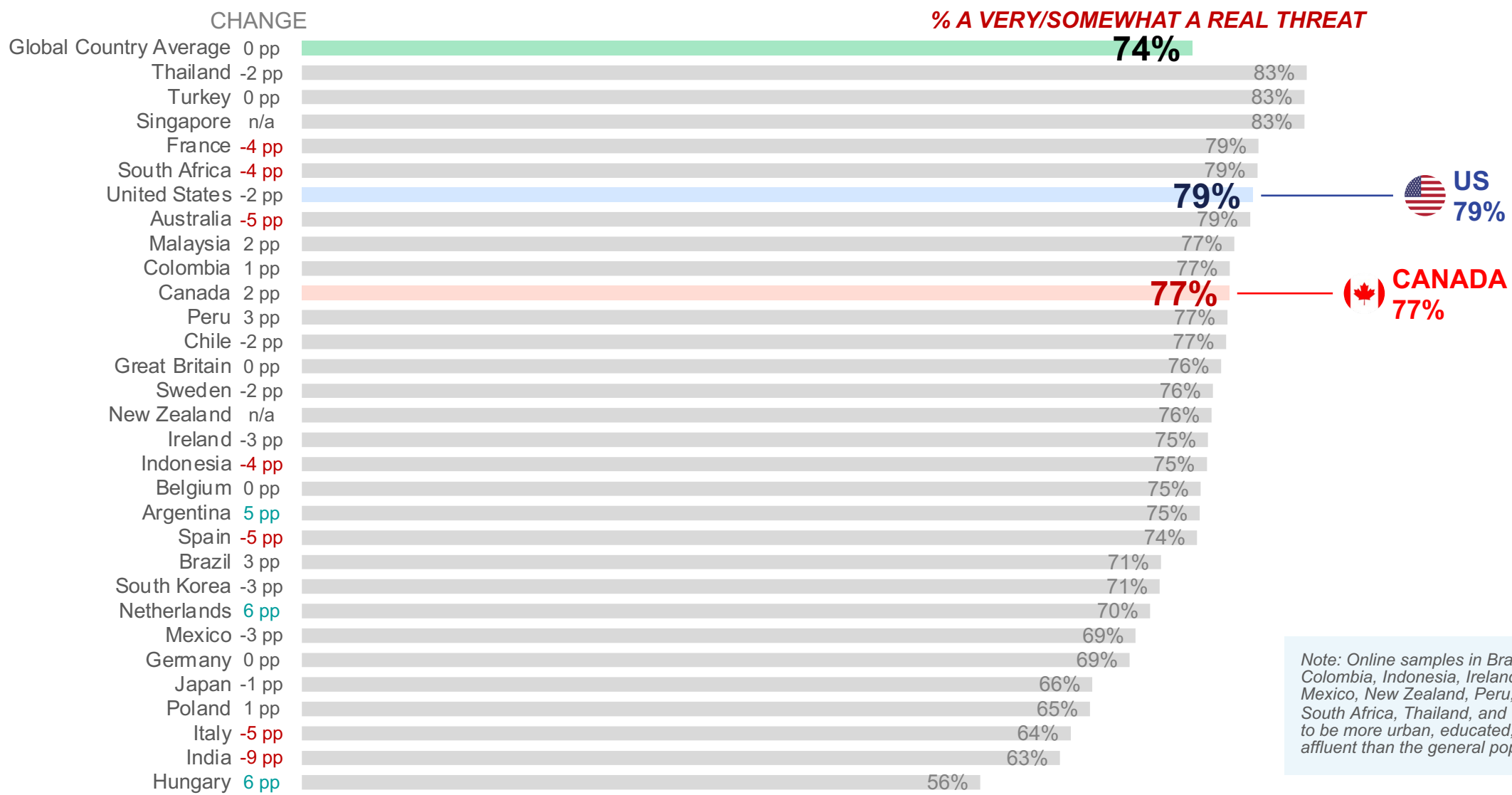
A NUCLEAR, BIOLOGICAL OR CHEMICAL ATTACK TAKING PLACE SOMEWHERE IN THE WORLD

Q: How real do you feel the threat is of a nuclear, biological or chemical attack taking place somewhere in the world in the next twelve months?



BEING HACKED FOR FRAUDULENT OR ESPIONAGE PURPOSES

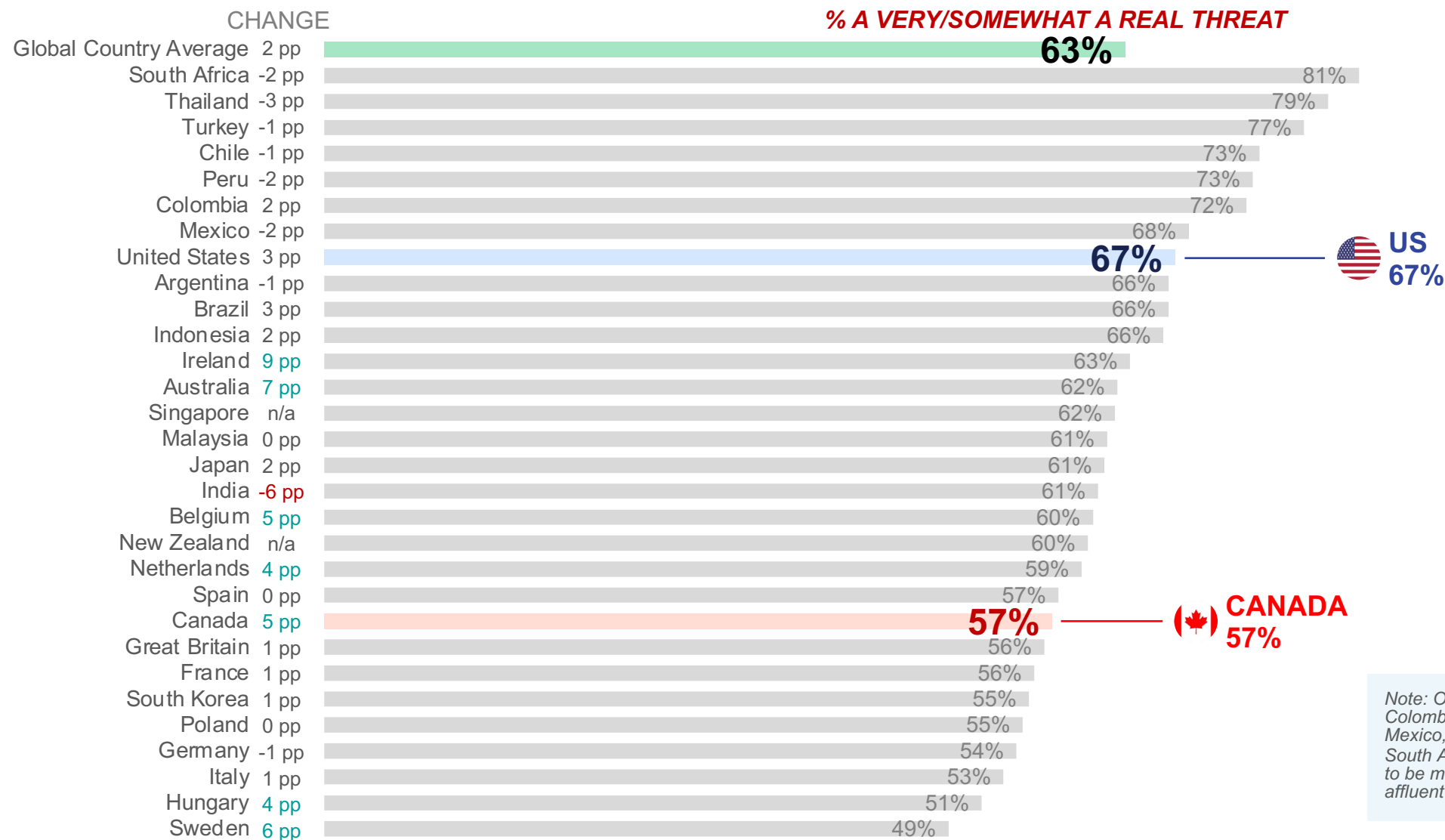
Q: How real do you feel the threat is of some person, organization or country hacking into either your public, private or personal information system for fraudulent or espionage purposes in the next twelve months?



Note: Online samples in Brazil, Chile, Colombia, Indonesia, Ireland, Malaysia, Mexico, New Zealand, Peru, Singapore, South Africa, Thailand, and Turkey tend to be more urban, educated, and/or affluent than the general population.

THE PERSONAL SAFETY AND SECURITY FOR YOU AND YOUR FAMILY MEMBERS BEING VIOLATED

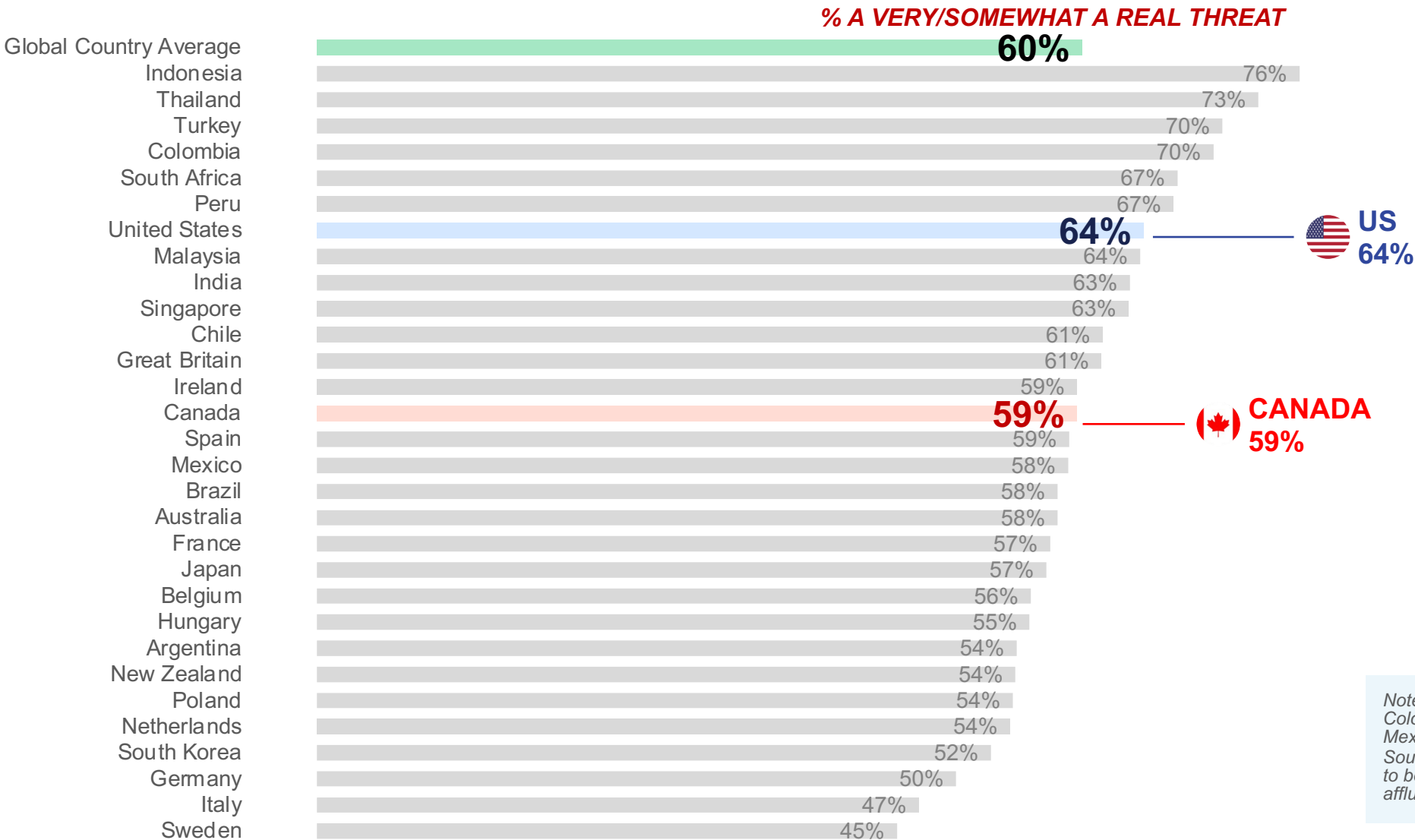
Q: How real do you feel the threat is of the personal safety and security for you or your family members being violated in the next twelve months?



Note: Online samples in Brazil, Chile, Colombia, Indonesia, Ireland, Malaysia, Mexico, New Zealand, Peru, Singapore, South Africa, Thailand, and Turkey tend to be more urban, educated, and/or affluent than the general population.

AN AI-BASED DEFENSE SYSTEM BECOMING A THREAT TO HUMANITY BY BREAKING FREE OF HUMAN CONTROL

Q: How real do you feel the threat is of an AI-based defense system becoming a threat to humanity by breaking free of human control?



Note: Online samples in Brazil, Chile, Colombia, Indonesia, Ireland, Malaysia, Mexico, New Zealand, Peru, Singapore, South Africa, Thailand, and Turkey tend to be more urban, educated, and/or affluent than the general population.

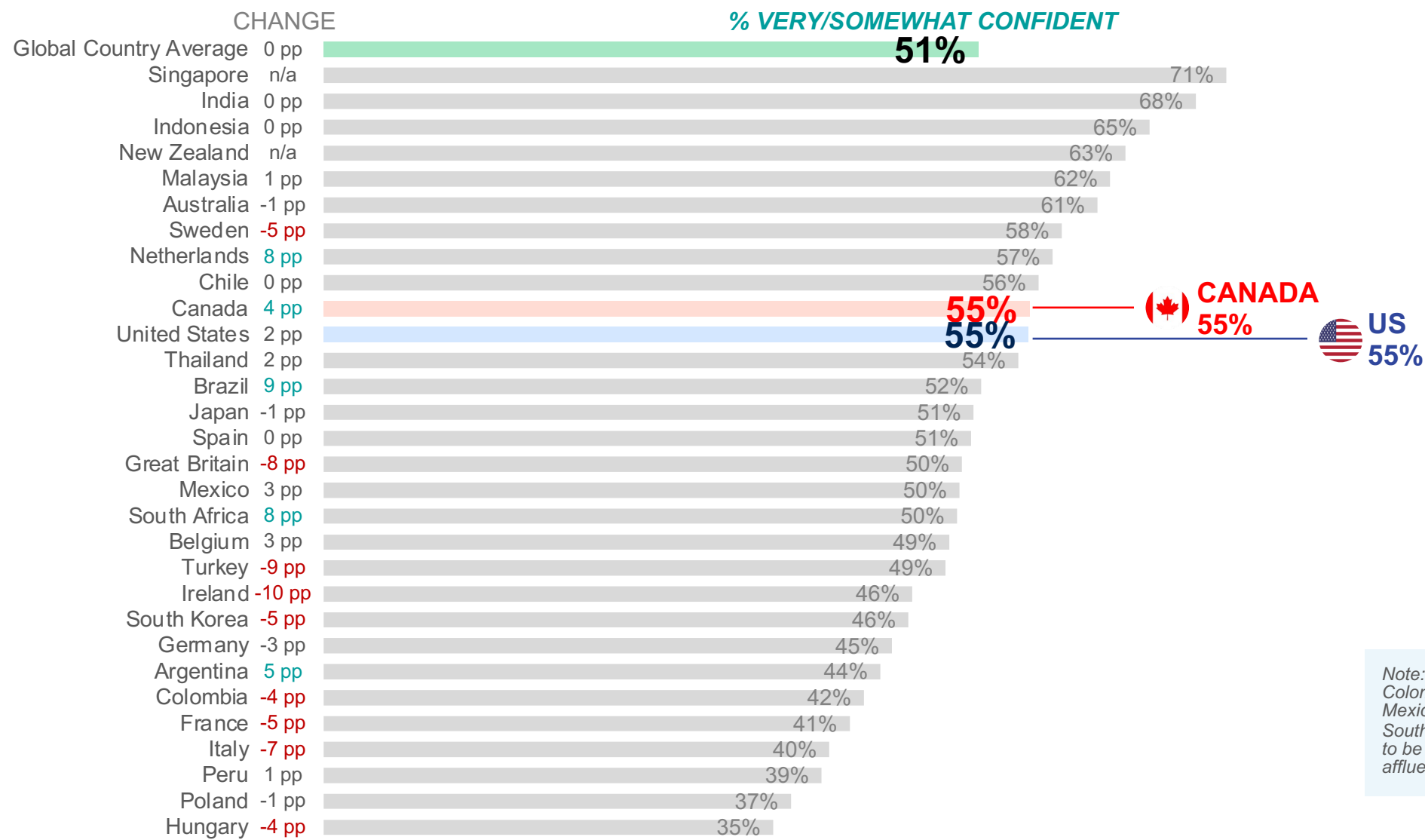
CONFIDENCE IN RESPONSE TO THREATS

Citizens of 30 Countries Assess Threats and
Engagement in International Affairs

2

CONFIDENCE IN GOVERNMENT RESPONSE: MAJOR HEALTH EPIDEMIC

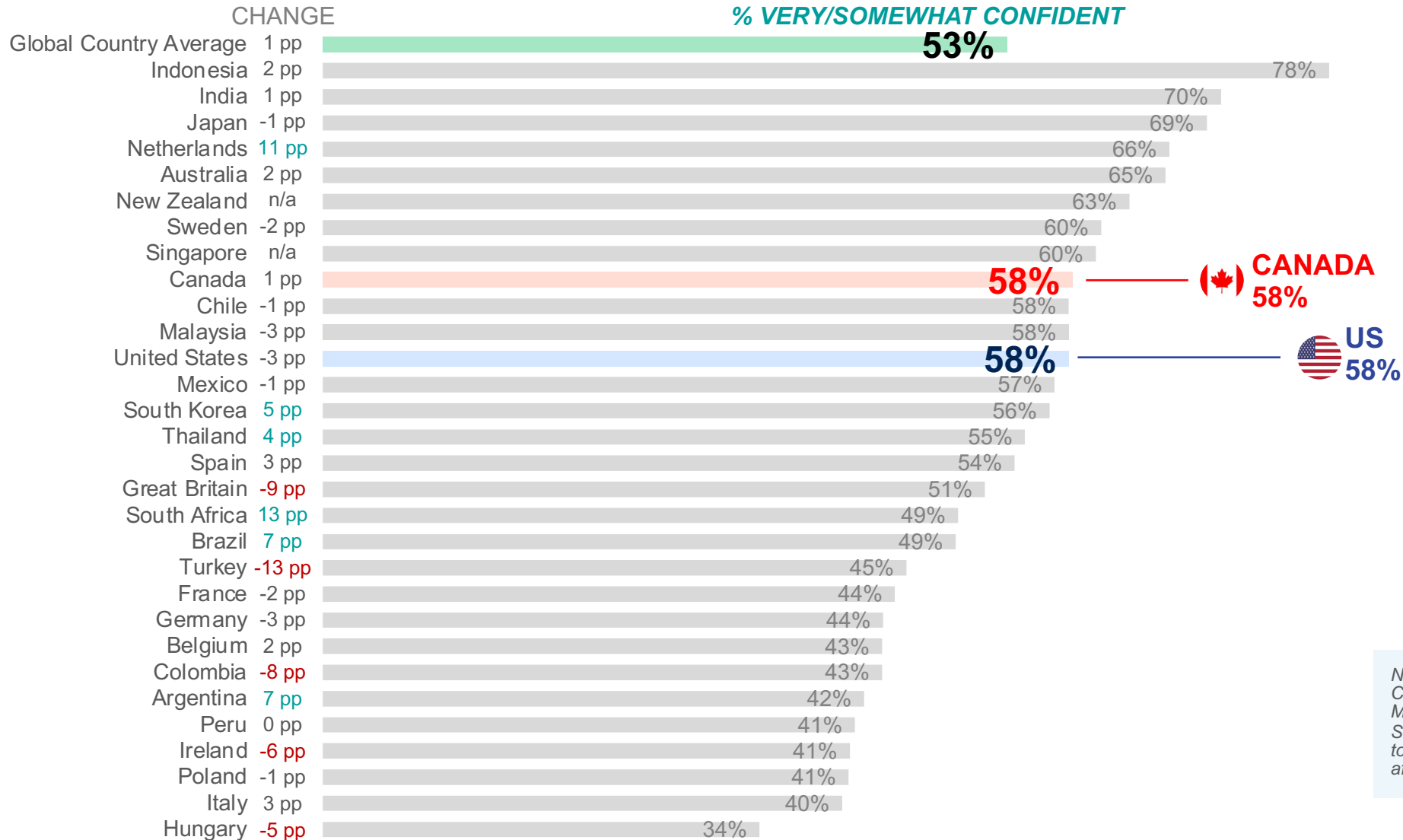
Q: If a *major health epidemic* breaks out in [country] in the next twelve months, how confident are you that the appropriate levels of security and protection could be provided by your government or its agencies could respond effectively?



Note: Online samples in Brazil, Chile, Colombia, Indonesia, Ireland, Malaysia, Mexico, New Zealand, Peru, Singapore, South Africa, Thailand, and Turkey tend to be more urban, educated, and/or affluent than the general population.

CONFIDENCE IN GOVERNMENT RESPONSE: MAJOR NATURAL DISASTER

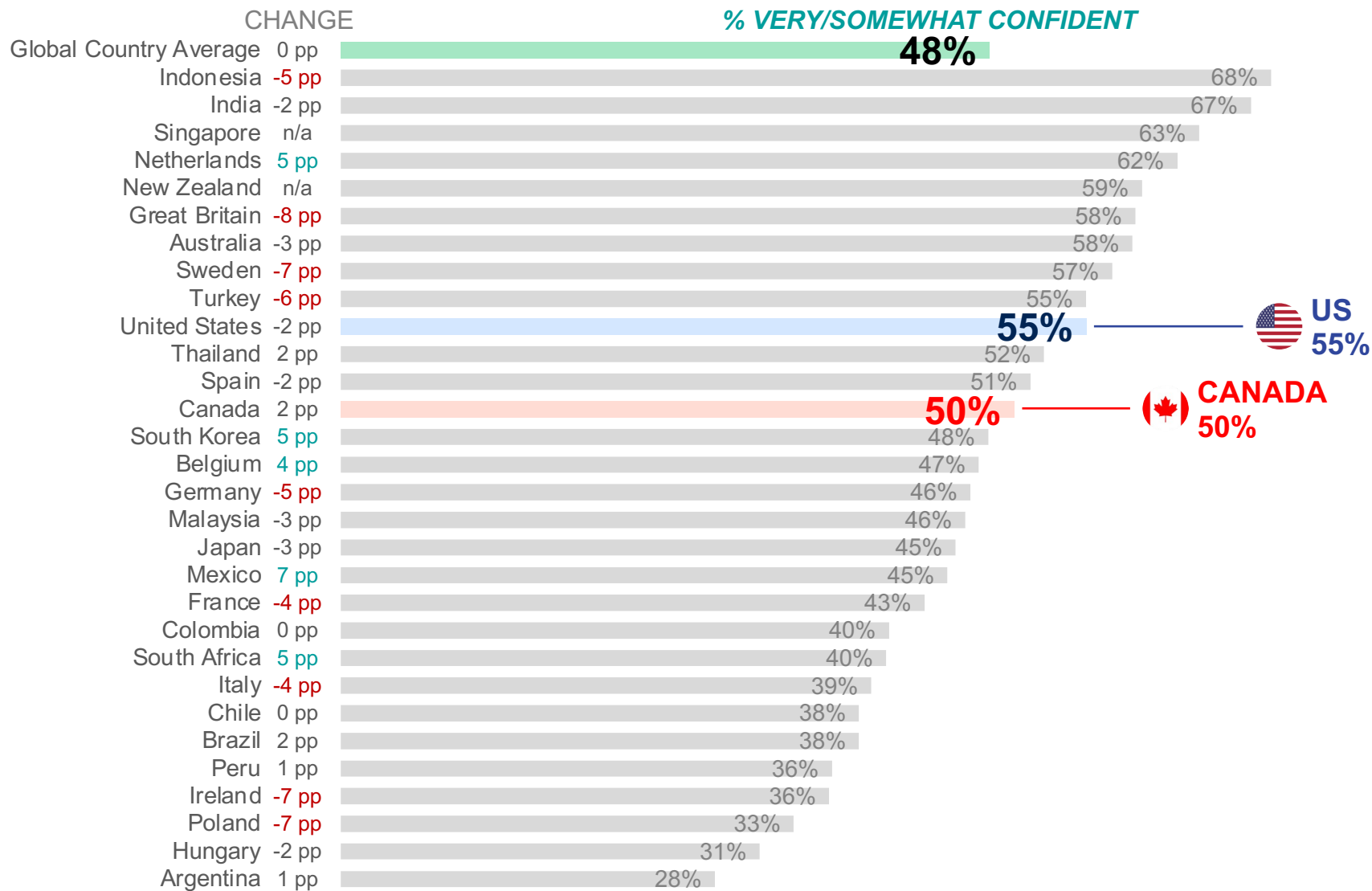
Q: If a **major natural disaster** occurs in [country] in the next twelve months, how confident are you that the appropriate levels of security and protection could be provided by your government or its agencies could respond effectively?



Note: Online samples in Brazil, Chile, Colombia, Indonesia, Ireland, Malaysia, Mexico, New Zealand, Peru, Singapore, South Africa, Thailand, and Turkey tend to be more urban, educated, and/or affluent than the general population.

CONFIDENCE IN GOVERNMENT RESPONSE: TERRORIST ATTACK

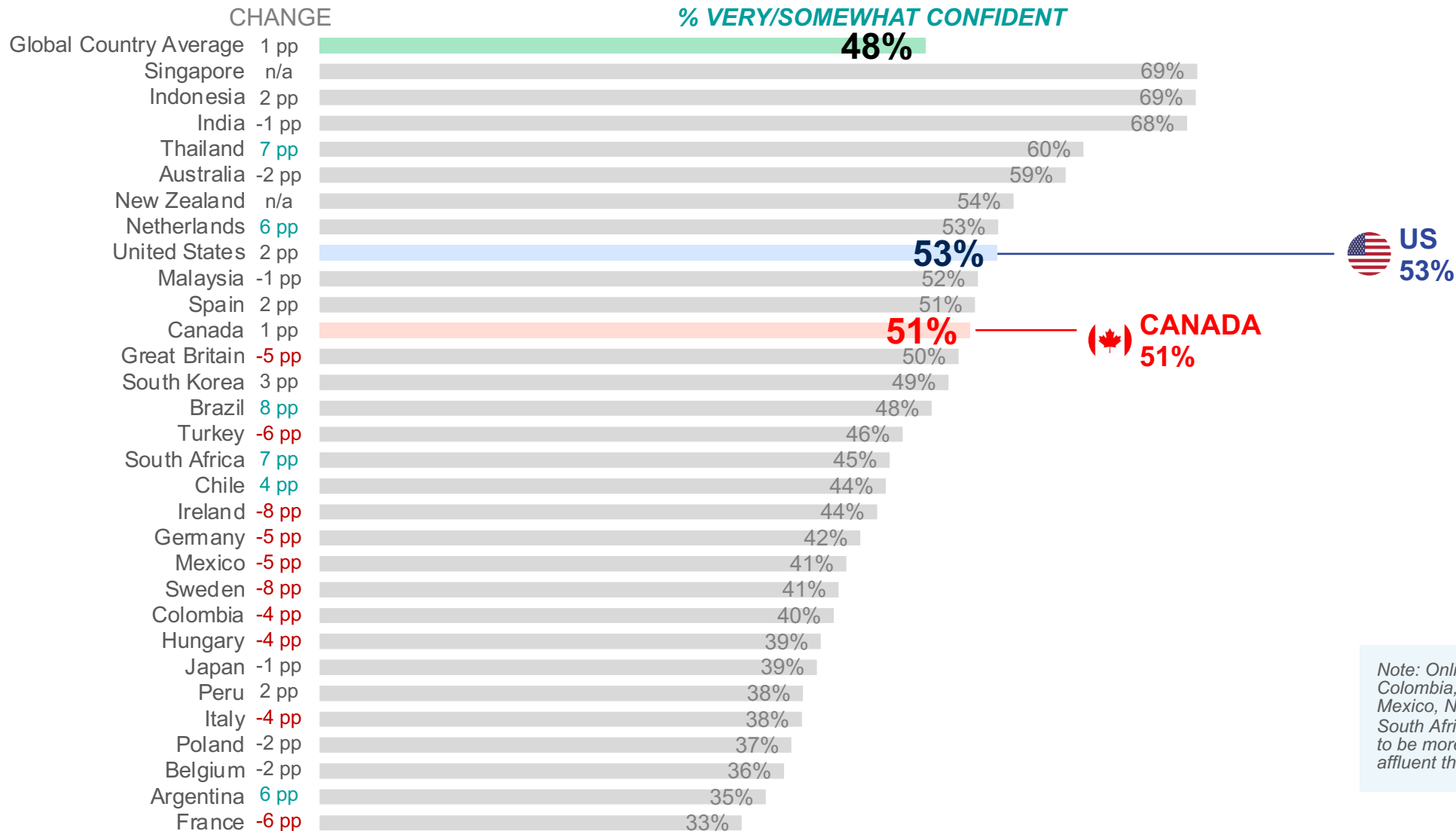
Q: If a **terrorist attack** occurs in [country] in the next twelve months, how confident are you that the appropriate levels of security and protection could be provided by your government or its agencies could respond effectively?



Note: Online samples in Brazil, Chile, Colombia, Indonesia, Ireland, Malaysia, Mexico, New Zealand, Peru, Singapore, South Africa, Thailand, and Turkey tend to be more urban, educated, and/or affluent than the general population.

CONFIDENCE IN GOVERNMENT RESPONSE: VIOLENT CONFLICT

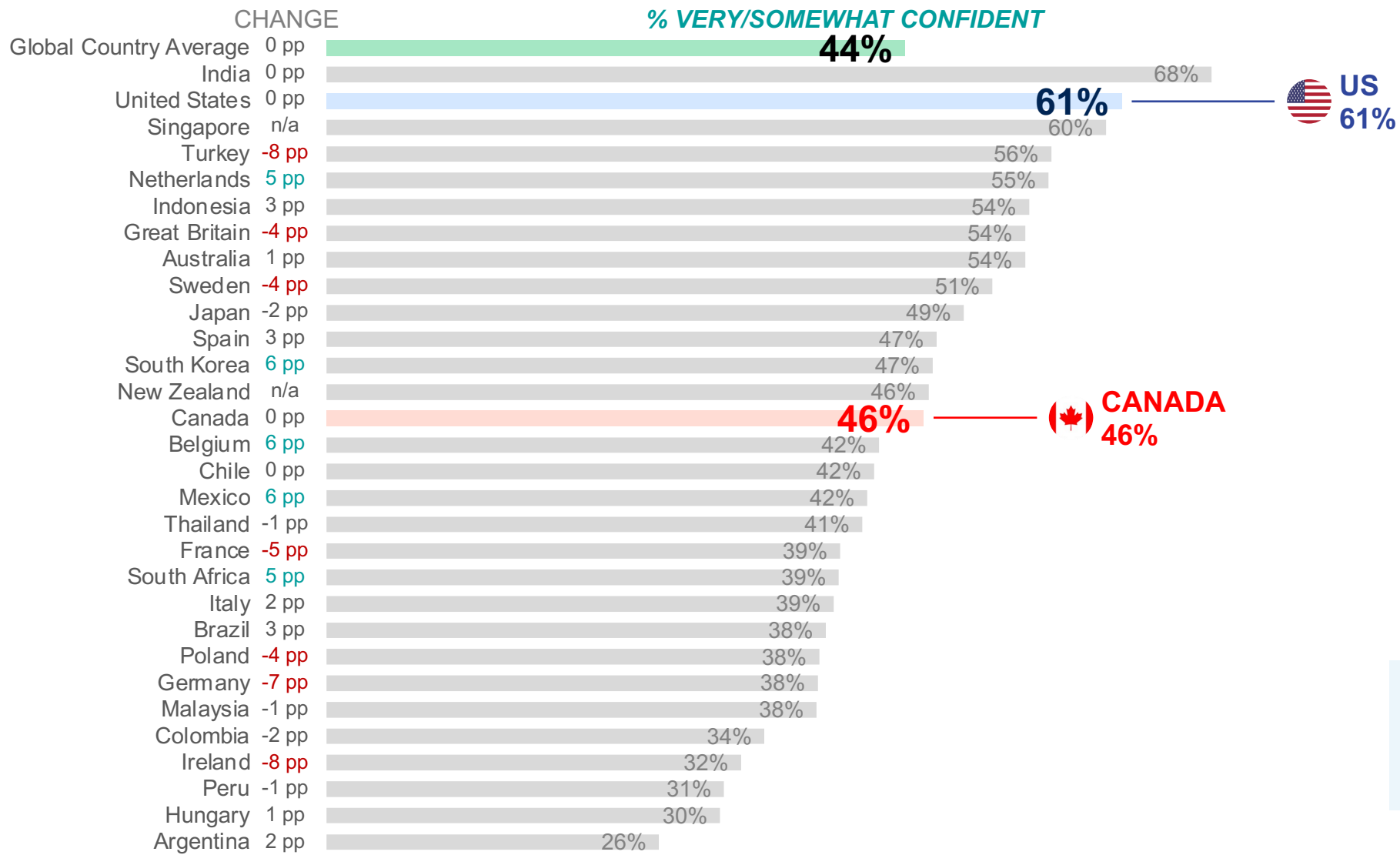
Q: If a *violent conflict* breaks out between ethnic or minority groups in [country] in the next twelve months, how confident are you that the appropriate levels of security and protection could be provided by your government or its agencies could respond effectively?



Note: Online samples in Brazil, Chile, Colombia, Indonesia, Ireland, Malaysia, Mexico, New Zealand, Peru, Singapore, South Africa, Thailand, and Turkey tend to be more urban, educated, and/or affluent than the general population.

CONFIDENCE IN GOVERNMENT RESPONSE: ARMED CONFLICT

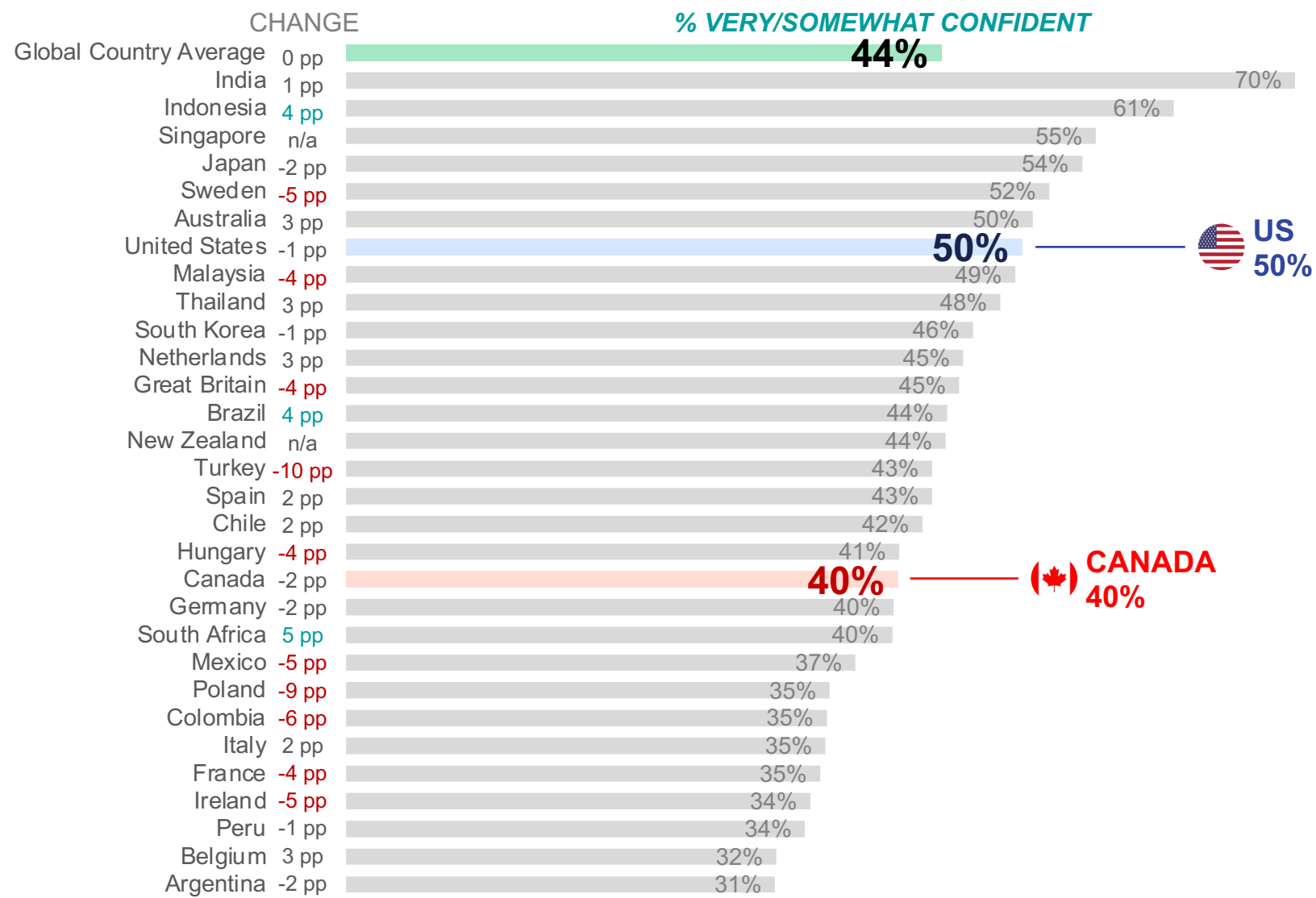
Q: *If your country is involved in an **armed conflict** with another nation in the next twelve months, how confident are you that the appropriate levels of security and protection could be provided by your government or its agencies could respond effectively?*



Note: Online samples in Brazil, Chile, Colombia, Indonesia, Ireland, Malaysia, Mexico, New Zealand, Peru, Singapore, South Africa, Thailand, and Turkey tend to be more urban, educated, and/or affluent than the general population.

CONFIDENCE IN GOVERNMENT RESPONSE: NUCLEAR, BIOLOGICAL OR CHEMICAL ATTACK

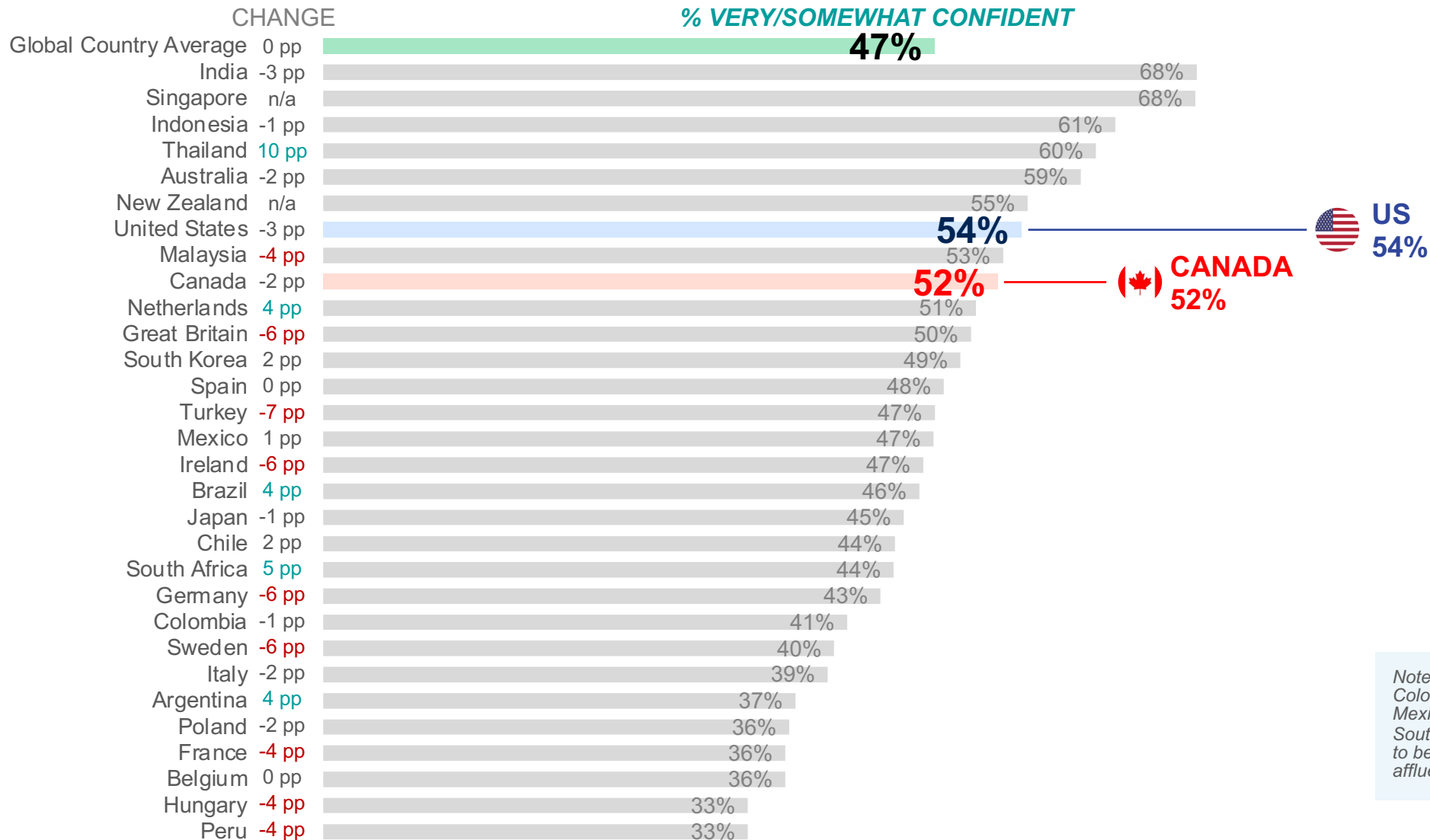
Q: If a *nuclear, biological or chemical attack* took place somewhere in the world in the next twelve months, how confident are you that the appropriate levels of security and protection could be provided by your government or its agencies could respond effectively?



Note: Online samples in Brazil, Chile, Colombia, Indonesia, Ireland, Malaysia, Mexico, New Zealand, Peru, Singapore, South Africa, Thailand, and Turkey tend to be more urban, educated, and/or affluent than the general population.

CONFIDENCE IN GOVERNMENT RESPONSE: PERSONAL SAFETY

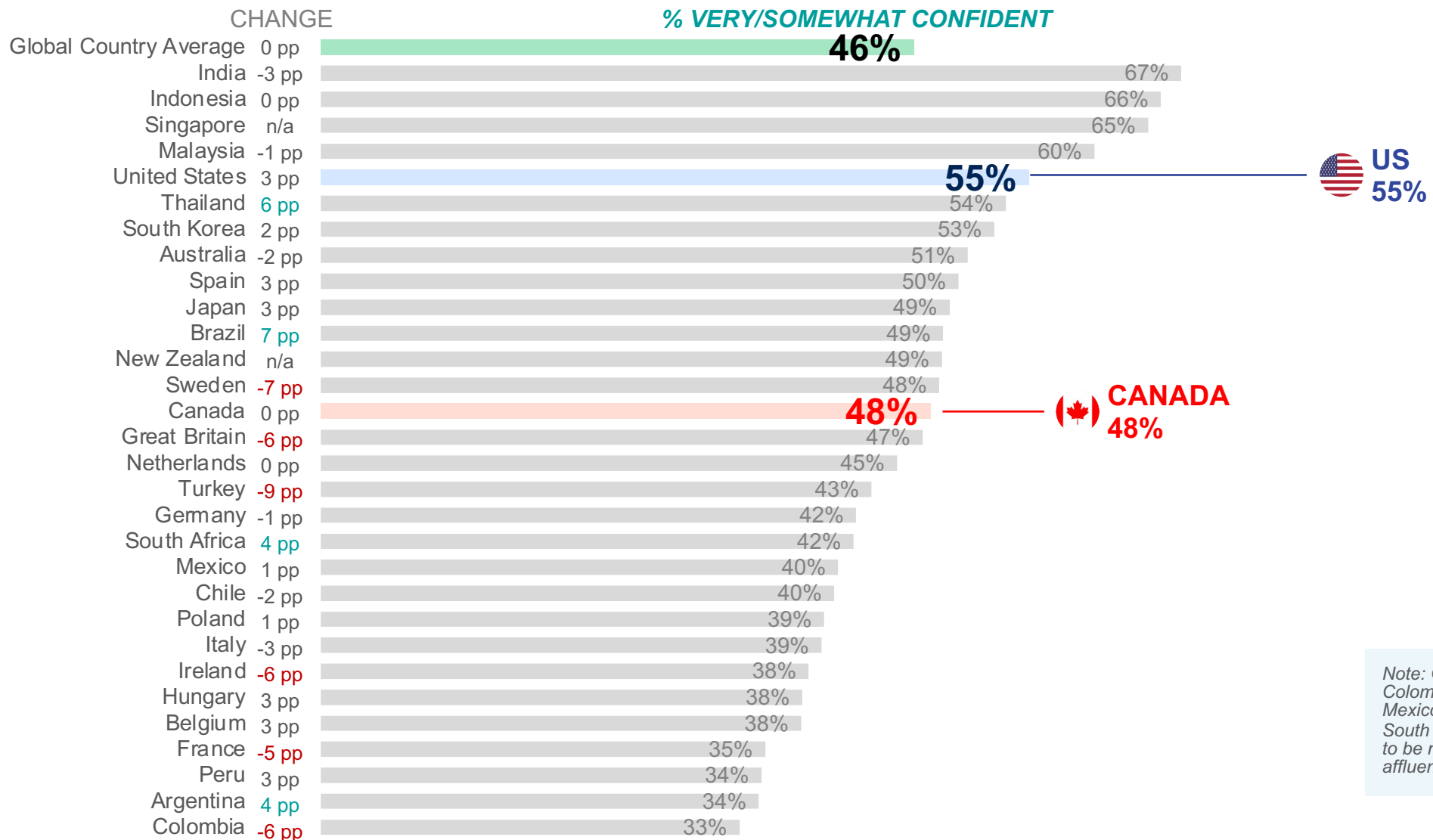
Q: If the *personal safety and security of you or your family* is violated in the next twelve months, how confident are you that the appropriate levels of security and protection could be provided by your government or its agencies could respond effectively?



Note: Online samples in Brazil, Chile, Colombia, Indonesia, Ireland, Malaysia, Mexico, New Zealand, Peru, Singapore, South Africa, Thailand, and Turkey tend to be more urban, educated, and/or affluent than the general population.

CONFIDENCE IN GOVERNMENT RESPONSE: HACKING

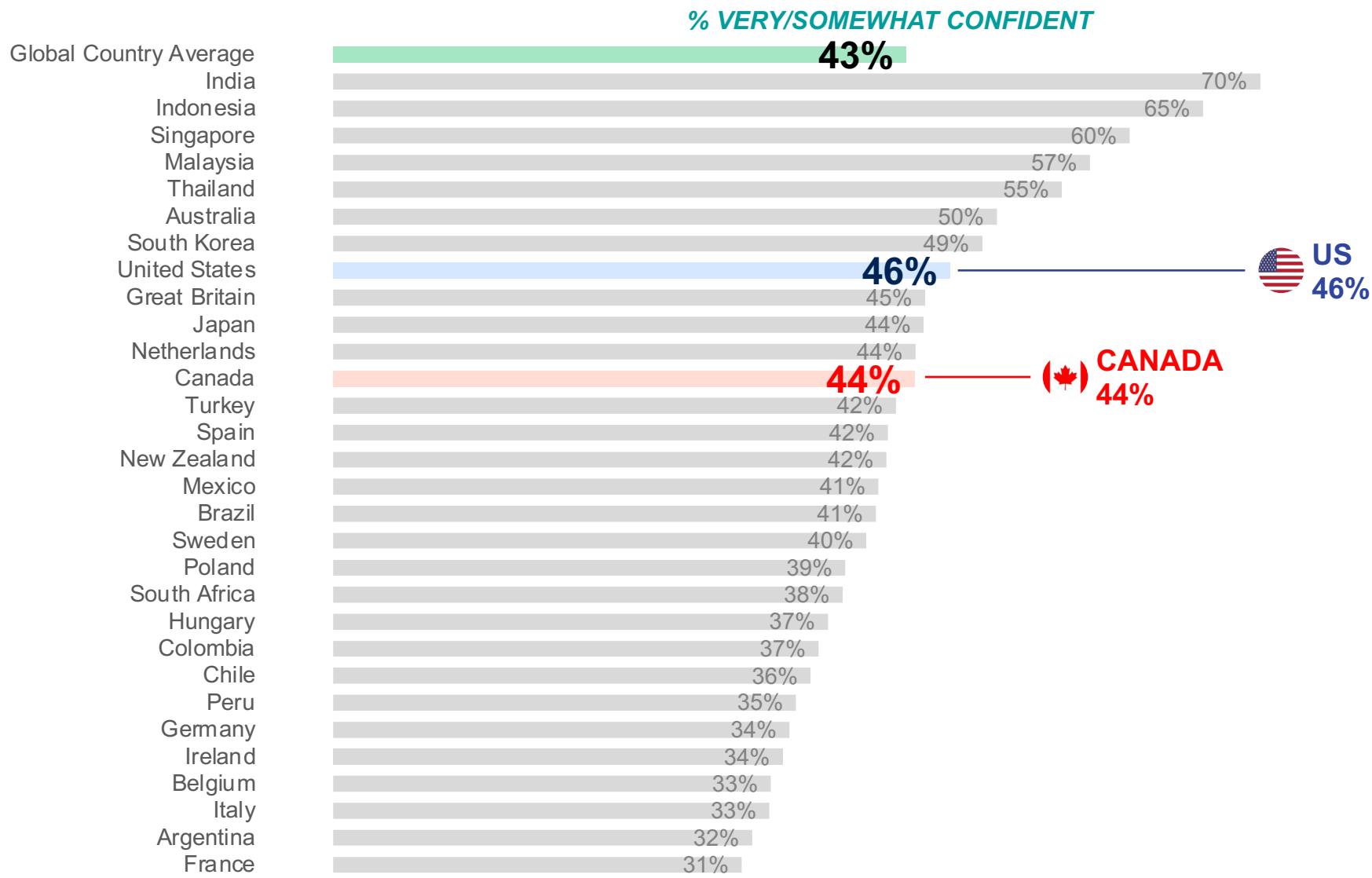
Q: If some person, organization or country *hacks into either your public, private or personal information system* for fraudulent or espionage purposes in the next twelve months, how confident are you that the appropriate levels of security and protection could be provided by your government or its agencies could respond effectively?



Note: Online samples in Brazil, Chile, Colombia, Indonesia, Ireland, Malaysia, Mexico, New Zealand, Peru, Singapore, South Africa, Thailand, and Turkey tend to be more urban, educated, and/or affluent than the general population.

CONFIDENCE IN GOVERNMENT RESPONSE: ARTIFICIAL INTELLIGENCE

Q: If an artificial intelligence-based defense system were to break free of human control, how confident are you that the appropriate levels of security and protection could be provided by your government or its agencies could respond effectively?



Note: Online samples in Brazil, Chile, Colombia, Indonesia, Ireland, Malaysia, Mexico, New Zealand, Peru, Singapore, South Africa, Thailand, and Turkey tend to be more urban, educated, and/or affluent than the general population.










GLOBAL GAP BETWEEN PRIORITY OF THREAT AND LEVEL OF PREPARATION

3

**Citizens of 30 Countries Assess Threats and
Engagement in International Affairs**











GLOBAL GAP BETWEEN PRIORITY OF THREAT AND LEVEL OF PREPARATION

Level of perceived preparation minus level of concern

GLOBAL		GAP*	CHANGE FROM 2022
	Some person, organization or country hacking into either your public, private or personal information system for fraudulent or espionage purposes	-28 pp	0 pp
	A nuclear, biological or chemical attack taking place somewhere in the world	-27 pp	3 pp
	A major natural disaster occurring in your country	-17 pp	-3 pp
	An AI-based defense system becoming a threat to humanity by breaking free of human control	-17 pp	n/a
	The personal safety and security for you or your family members being violated	-16 pp	-2 pp
	A terrorist attack taking place in your country	-15 pp	-2 pp
	A violent conflict breaking out between ethnic or minority groups in your country	-12 pp	0 pp
	A major health epidemic breaking out in your country	-12 pp	-3 pp
	Your country being involved in an armed conflict with another nation	-5 pp	1 pp

GLOBAL GAP BETWEEN PRIORITY OF THREAT AND LEVEL OF PREPARATION: CANADA

Level of perceived preparation minus level of concern

 CANADA	GAP*	CHANGE FROM 2022
 A nuclear, biological or chemical attack taking place somewhere in the world	-29 pp	3 pp
 Some person, organization or country hacking into either your public, private or personal information system for fraudulent or espionage purposes	-29 pp	-2 pp
 An AI-based defense system becoming a threat to humanity by breaking free of human control	-15 pp	n/a
 A major natural disaster occurring in your country	-15 pp	-1 pp
 A terrorist attack taking place in your country	-11 pp	2 pp
 A major health epidemic breaking out in your country	-10 pp	0 pp
 A violent conflict breaking out between ethnic or minority groups in your country	-7 pp	-9 pp
 The personal safety and security for you or your family members being violated	-5 pp	-8 pp
 Your country being involved in an armed conflict with another nation	-3 pp	-4 pp

GLOBAL GAP BETWEEN PRIORITY OF THREAT AND LEVEL OF PREPARATION: UNITED STATES

Level of perceived preparation minus level of concern

	UNITED STATES	GAP*	CHANGE FROM 2022
	A nuclear, biological or chemical attack taking place somewhere in the world	-28 pp	-1 pp
	A major natural disaster occurring in your country	-26 pp	-4 pp
	A terrorist attack taking place in your country	-26 pp	-7 pp
	Some person, organization or country hacking into either your public, private or personal information system for fraudulent or espionage purposes	-24 pp	5 pp
	A violent conflict breaking out between ethnic or minority groups in your country	-20 pp	1 pp
	A major health epidemic breaking out in your country	-19 pp	3 pp
	An AI-based defense system becoming a threat to humanity by breaking free of human control	-18 pp	n/a
	Your country being involved in an armed conflict with another nation	-16 pp	-3 pp
	The personal safety and security for you or your family members being violated	-13 pp	-6 pp