

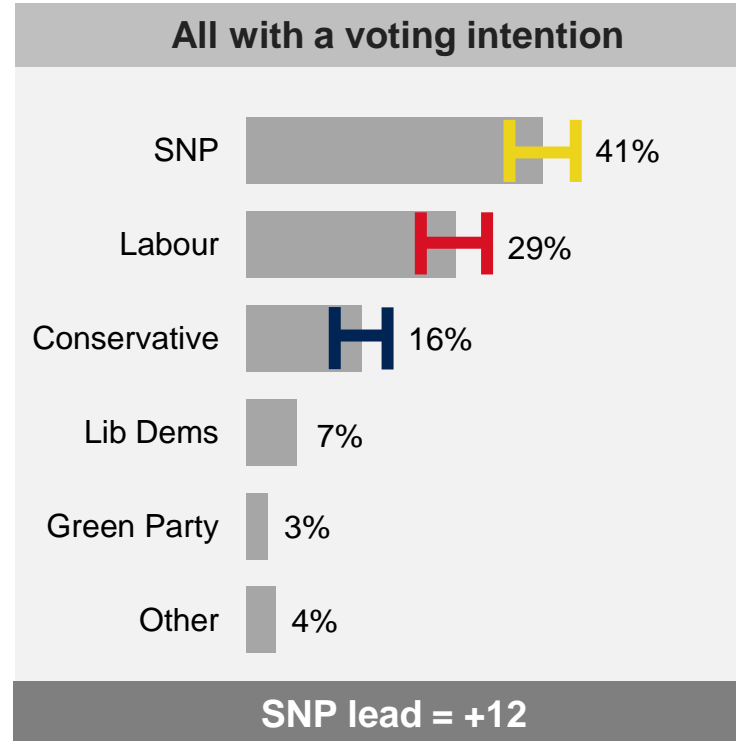
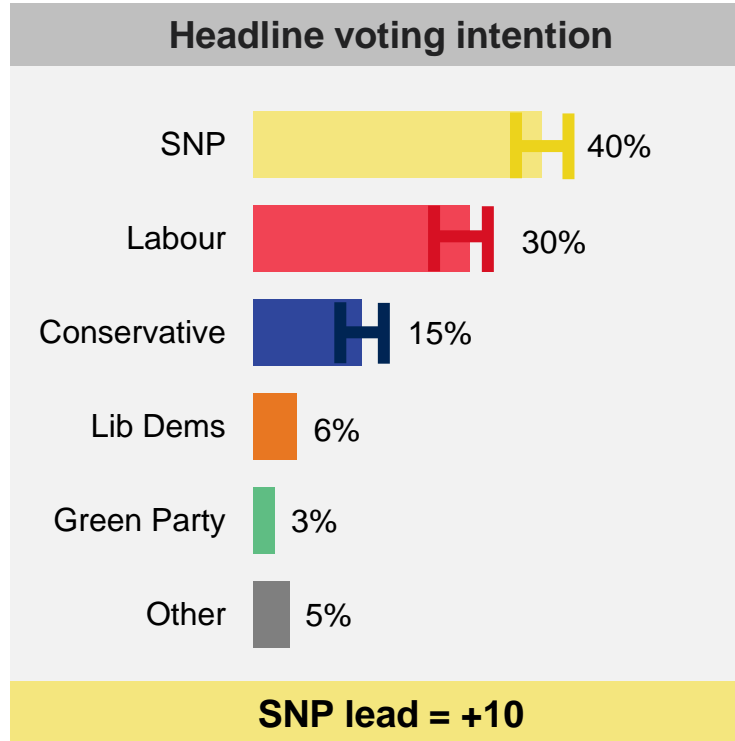
SCOTTISH POLITICAL MONITOR

November 2023

VOTING INTENTION

Westminster Voting Intention: November 2023

How would you vote if there were a General Election tomorrow?

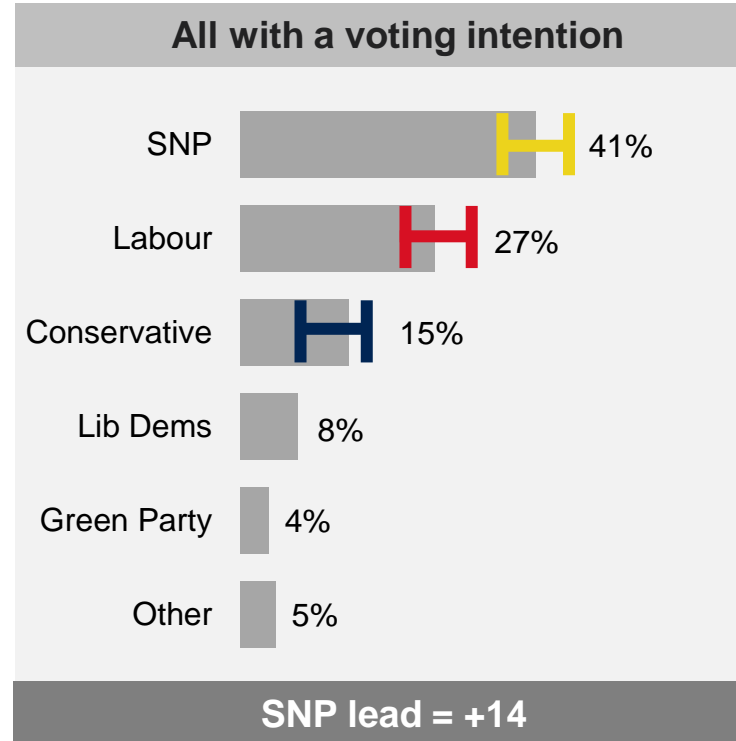
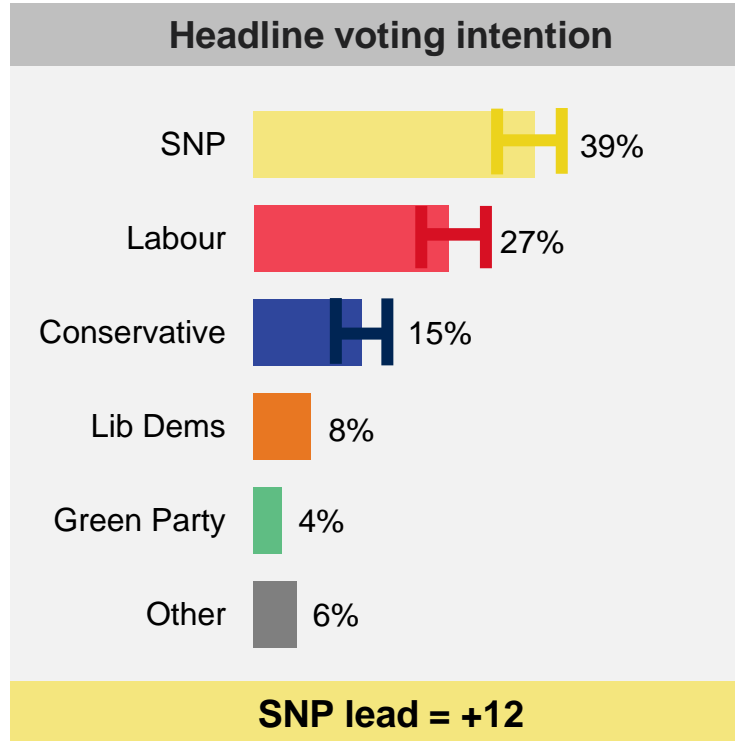


Base: 990 Scottish adults 18+, 20 – 26 November 2023; Headline voting intention: all expressing a voting intention and at least 9/10 likely to vote and usually/always vote/it depends (658); All expressing a voting intention (842). Margin of error is displayed at +/- 4%. All polls are subject to a wide range of potential sources of error. On the basis of the historical record of the polls at recent general elections, there is a 9 in 10 chance that the true value of a party's support lies within 4 points of the estimates provided by this poll, and a 2 in 3 chance that they lie within 2 points. This is especially important to keep in mind when calculating party lead figures.

Source: Ipsos | Scottish Political Monitor

Holyrood Constituency Voting Intention: November 2023

If there were elections to the Scottish Parliament tomorrow, how would you use this constituency vote?

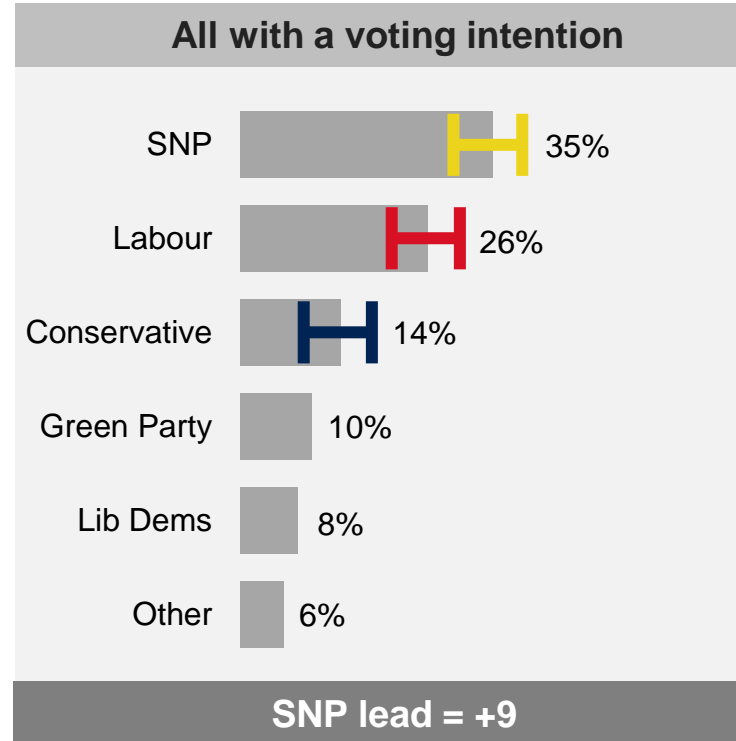
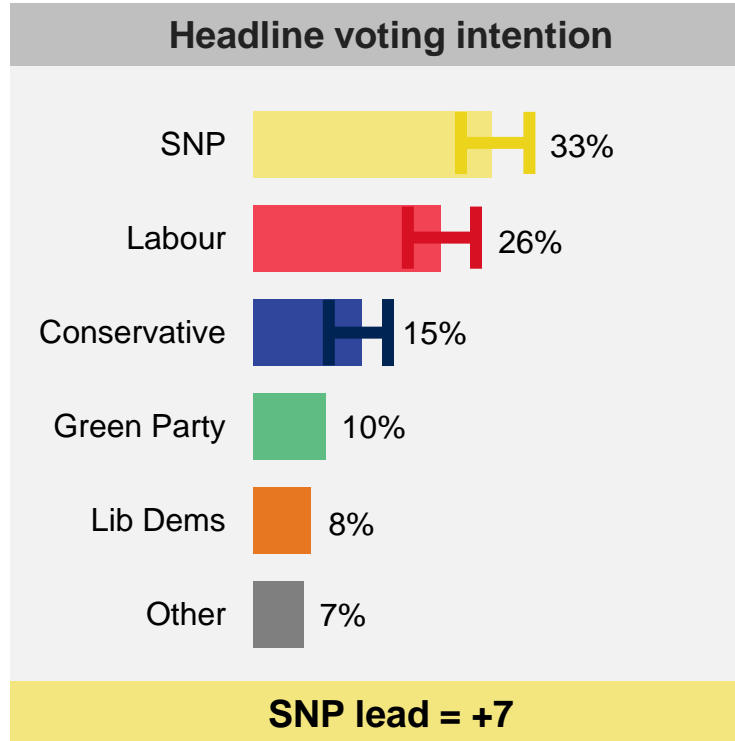


Base: 1,004 Scottish adults 16+, 20 – 26 November 2023; Headline voting intention: all expressing a voting intention and at least 9/10 likely to vote and usually/always vote/it depends (664); All expressing a voting intention (884). Margin of error is displayed at +/- 4%. All polls are subject to a wide range of potential sources of error. On the basis of the historical record of the polls at recent Scottish Parliament elections, there is a 9 in 10 chance that the true value of a party's support lies within 4 points of the estimates provided by this poll, and a 2 in 3 chance that they lie within 2 points. This is especially important to keep in mind when calculating party lead figures.

Source: Ipsos | Scottish Political Monitor

Holyrood Regional List Voting Intention: November 2023

If there were elections to the Scottish Parliament tomorrow, how would you use your regional list vote?

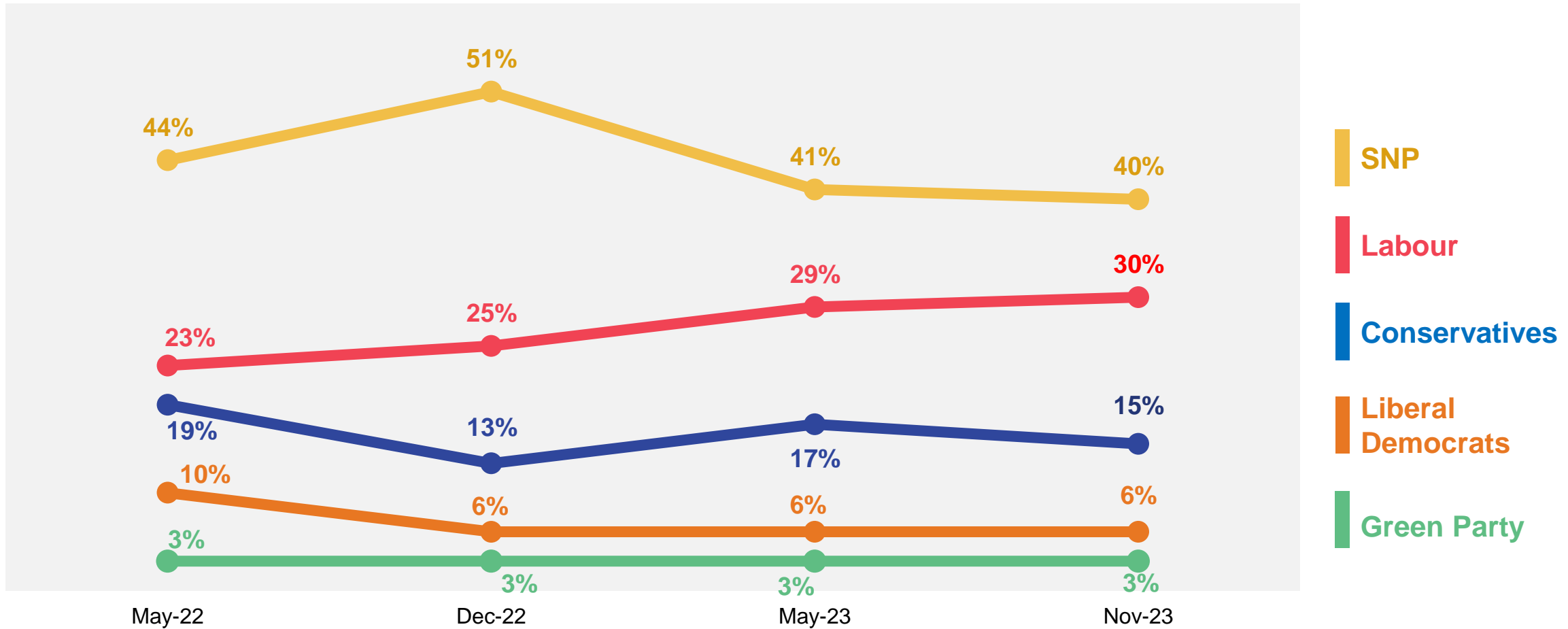


Base: 1,004 Scottish adults 16+, 20 – 26 November 2023; Headline voting intention: all expressing a voting intention and at least 9/10 likely to vote and usually/always vote/it depends (660); All expressing a voting intention (881). Margin of error is displayed at +/- 4%. All polls are subject to a wide range of potential sources of error. On the basis of the historical record of the polls at recent Scottish Parliament elections, there is a 9 in 10 chance that the true value of a party's support lies within 4 points of the estimates provided by this poll, and a 2 in 3 chance that they lie within 2 points. This is especially important to keep in mind when calculating party lead figures.

Source: Ipsos | Scottish Political Monitor

Westminster Voting Intention: Trends | May 2022 – Nov 2023

How would you vote if there were a General Election tomorrow?



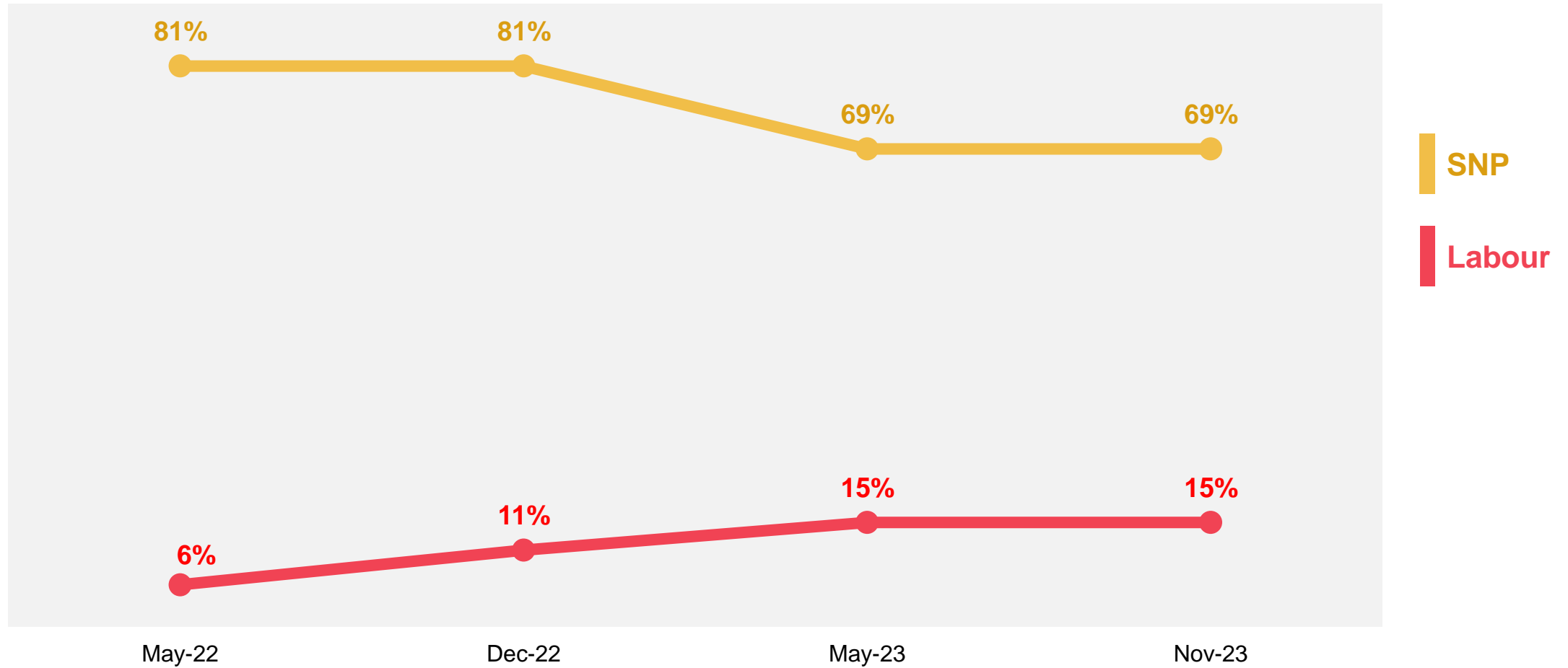
Base: c.1,000 Scottish adults 18+; Headline voting intention: all expressing a voting intention and at least 9/10 likely to vote and usually/always vote/it depends (November 2023: 658; May 2023: 720; November/December 2022: 770; May 2022: 651)

Source: Ipsos | Scottish Political Monitor



Trends in SNP and Labour General Election voting intention among 2014 Yes voters | May 2022 – Nov 2023

How would you vote if there were a General Election tomorrow?



Base: c.1,000 Scottish adults 18+; Headline voting intention: 2014 Yes voters who are 9/10 (out of 10) likely to vote at General Elections AND usually/always vote/it depends at General Elections (November 2023: 308; May 2023: 335; Nov/Dec 2022: 393; May 2022: 267).

Source: Ipsos | Scottish Political Monitor



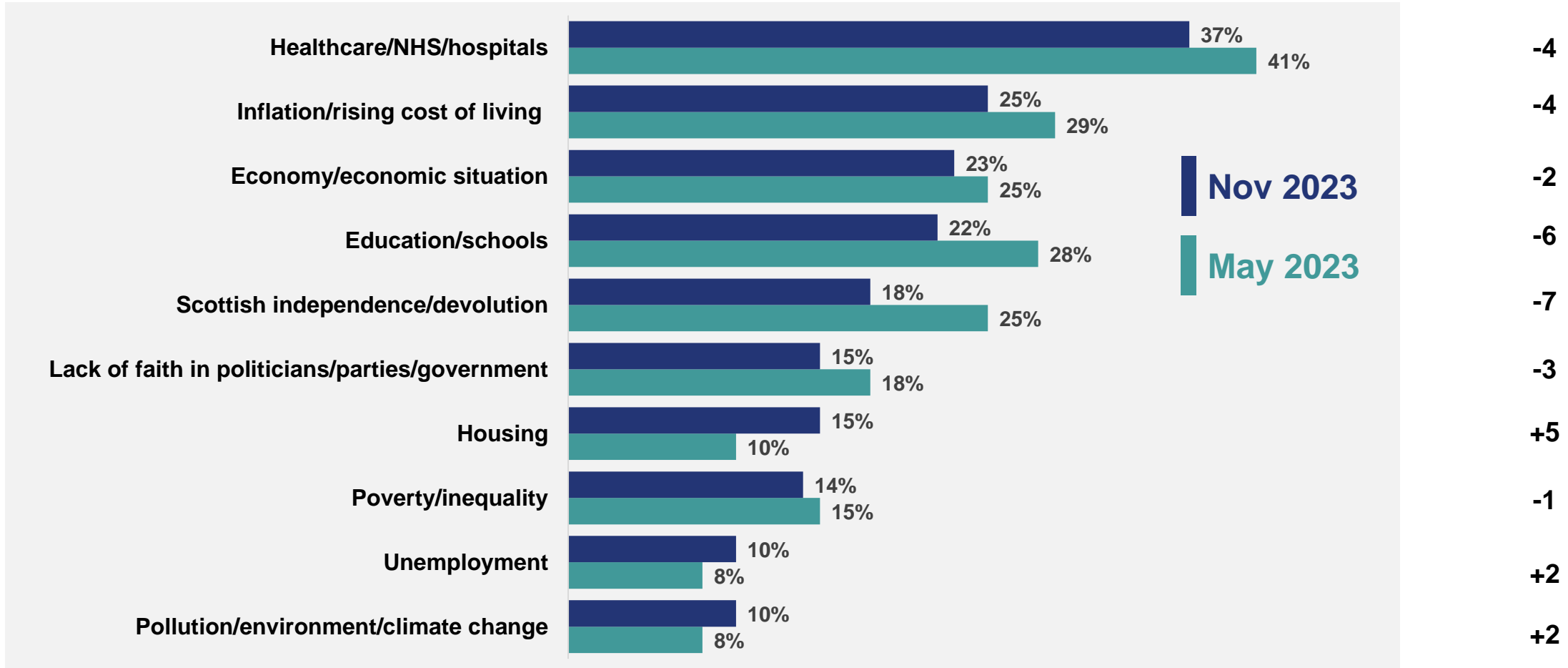
TOP ISSUES FACING SCOTLAND

Issues facing Scotland today

What do you see as the most important issue/issues facing Scotland today?

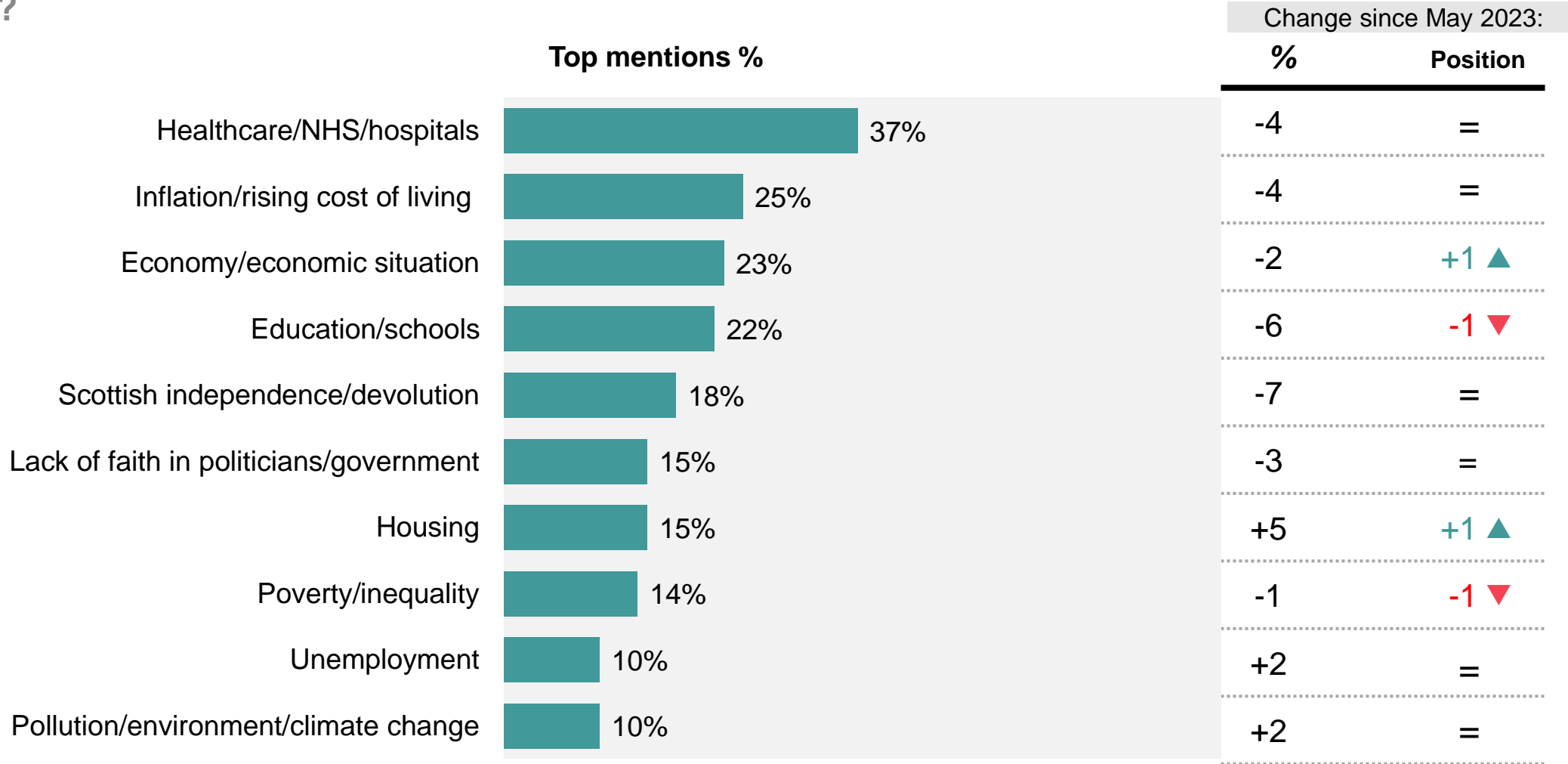
Only the top 10 issues are shown here. For the full list of issues, see the data tables on the Ipsos website.

**% change since
May 2023**



Issues facing Scotland today

What do you see as the most important issue/issues facing Scotland today?



Base: 1,004 Scottish adults 16+, 20 – 26 November 2023 (Scottish Political Monitor) | Base: 1,100 Scottish adults 16+, 15 – 21 May 2023 (Scottish Political Monitor) | Only the top 10 issues are shown here. For the full list of issues, see the data tables on the Ipsos website.

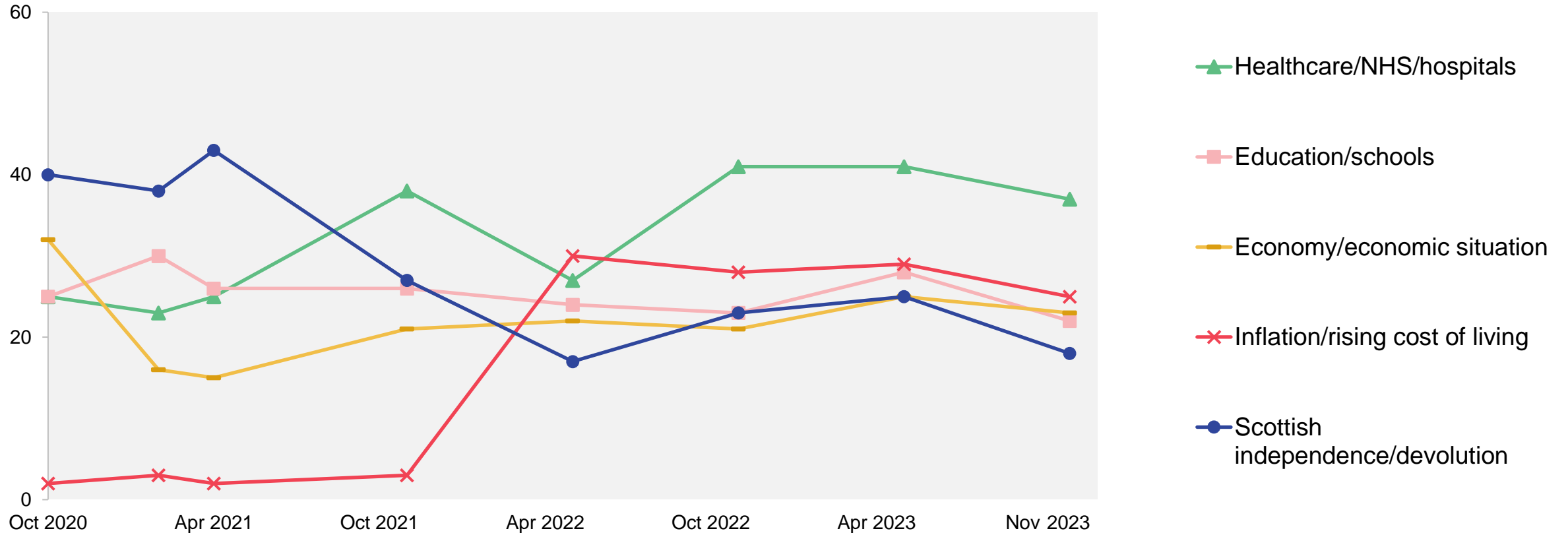
Source: Ipsos | Scottish Political Monitor



Top five concerns for November 2023: trend data

What do you see as the most/other important issues facing Scotland today?

Top mentions %



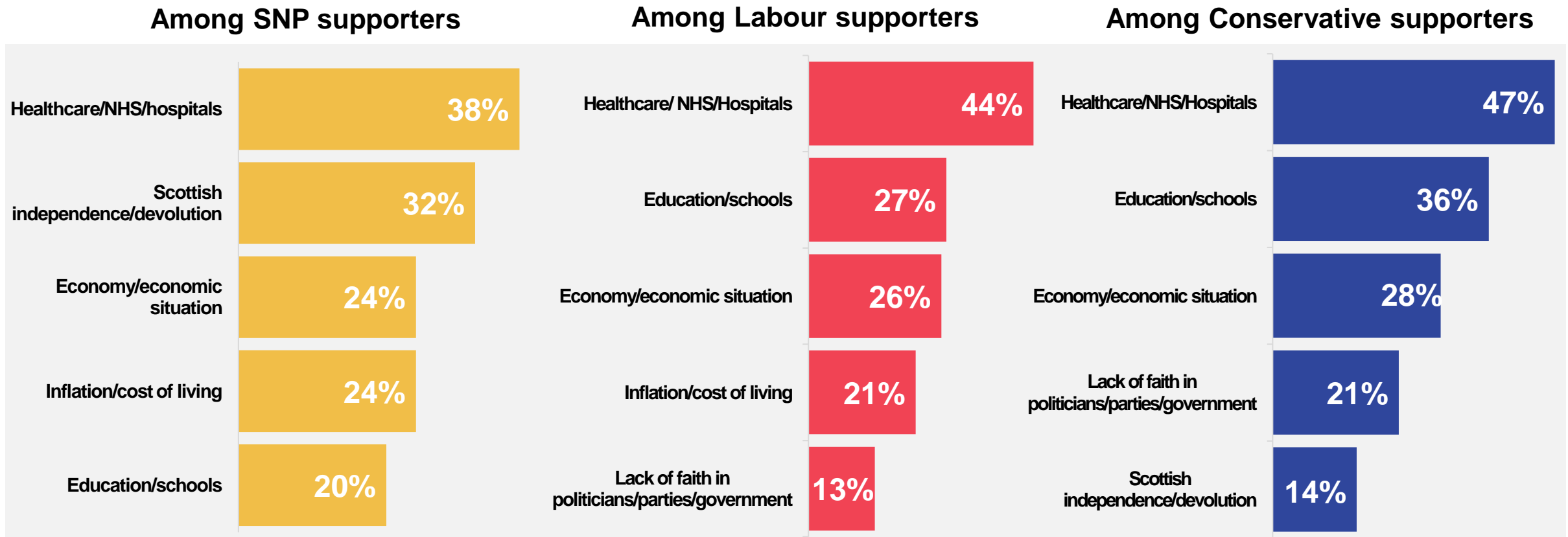
Source: Ipsos | Scottish Political Monitor

Base: Representative sample of c.1,000 Scottish adults 16+ (Scottish Political Monitor)

Issues facing Scotland today

Top five issues by party vote

What do you see as the most important issue/issues facing Scotland today?



Base: All SNP supporters (355), Labour supporters (166) and Conservative supporters (140), based on constituency votes at the 2021 Scottish Parliament elections; 20 – 26 November 2023

Source: Ipsos | Scottish Political Monitor



PARTY LEADERS

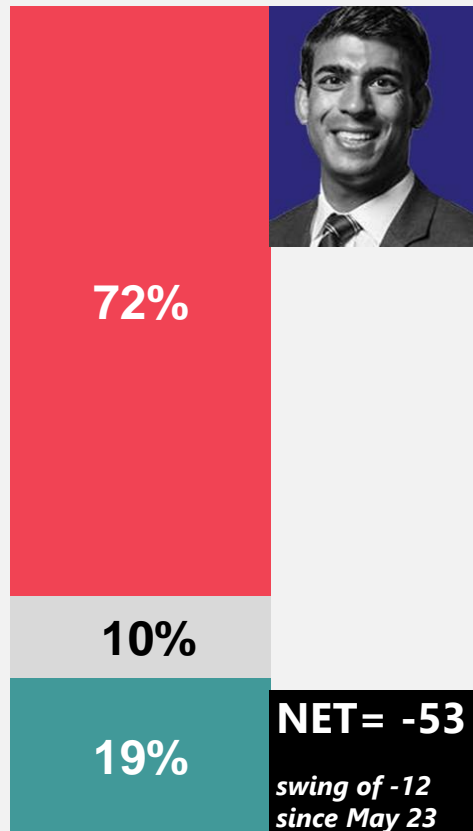


Satisfaction with leaders and opposition

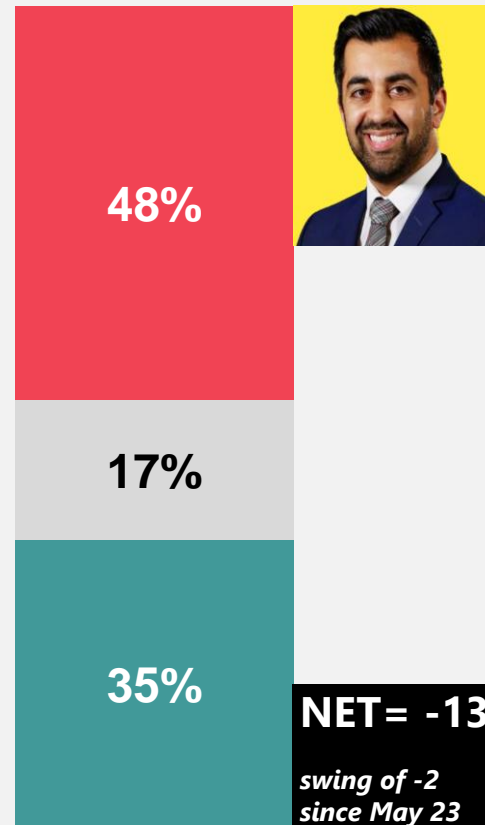
Are you satisfied or dissatisfied with the way ... is doing his job ... as Prime Minister/ First Minister/ leader of the UK Labour Party?

 Satisfied  Don't know  Dissatisfied

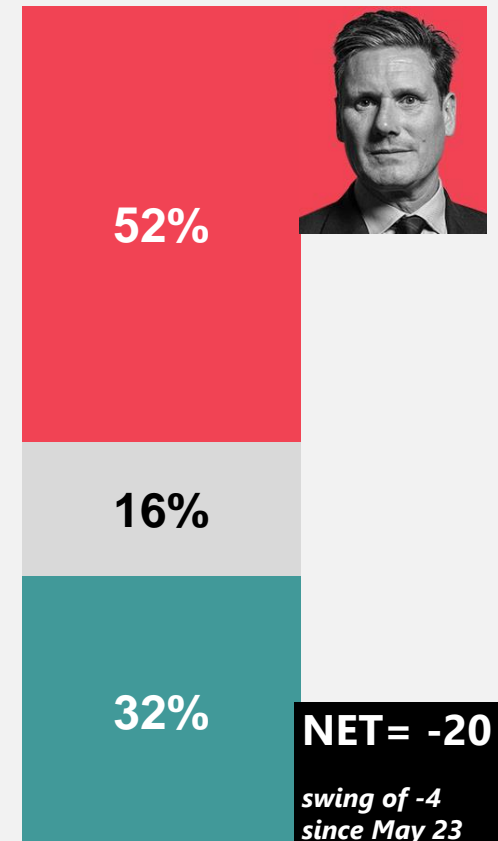
Rishi Sunak



Humza Yousaf



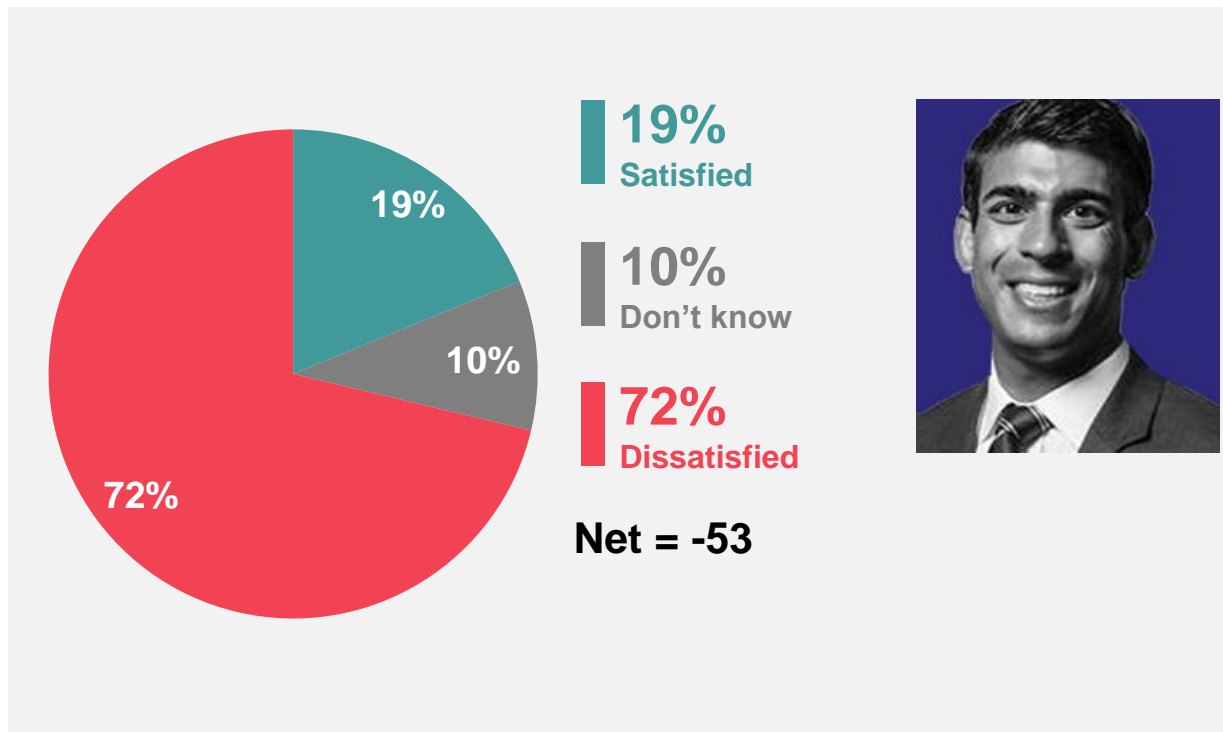
Keir Starmer



Rishi Sunak: satisfaction

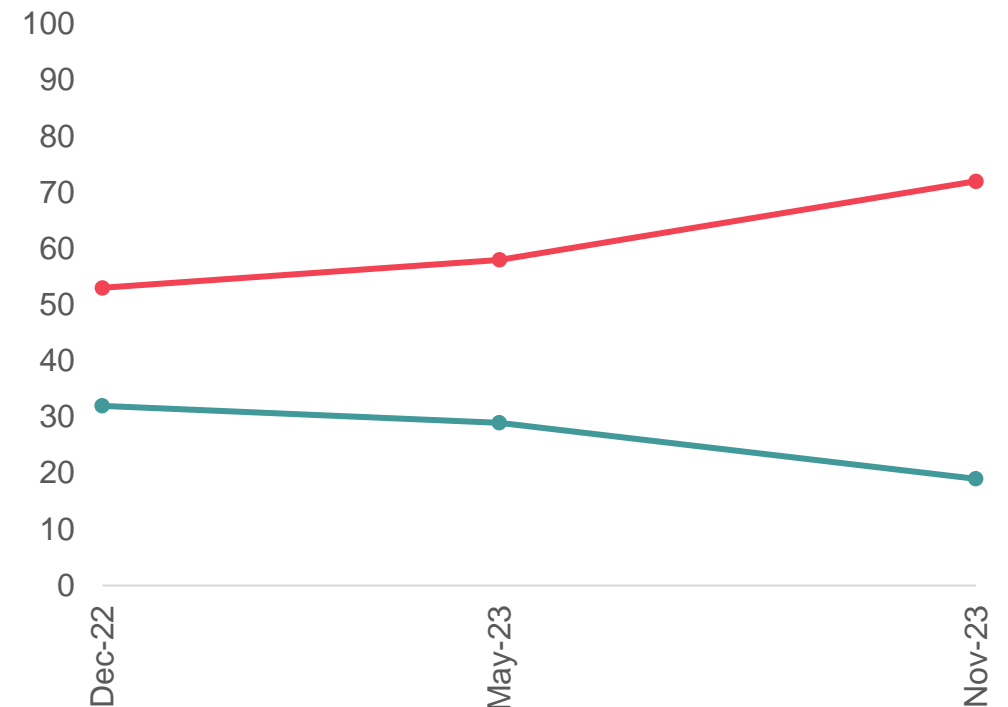
Are you satisfied or dissatisfied with the way Rishi Sunak is doing his job as Prime Minister?

November 2023



Base: 1,004 Scottish adults 16+, 20 – 26 November 2023

Satisfaction ratings over time: Dec 22– Nov 23



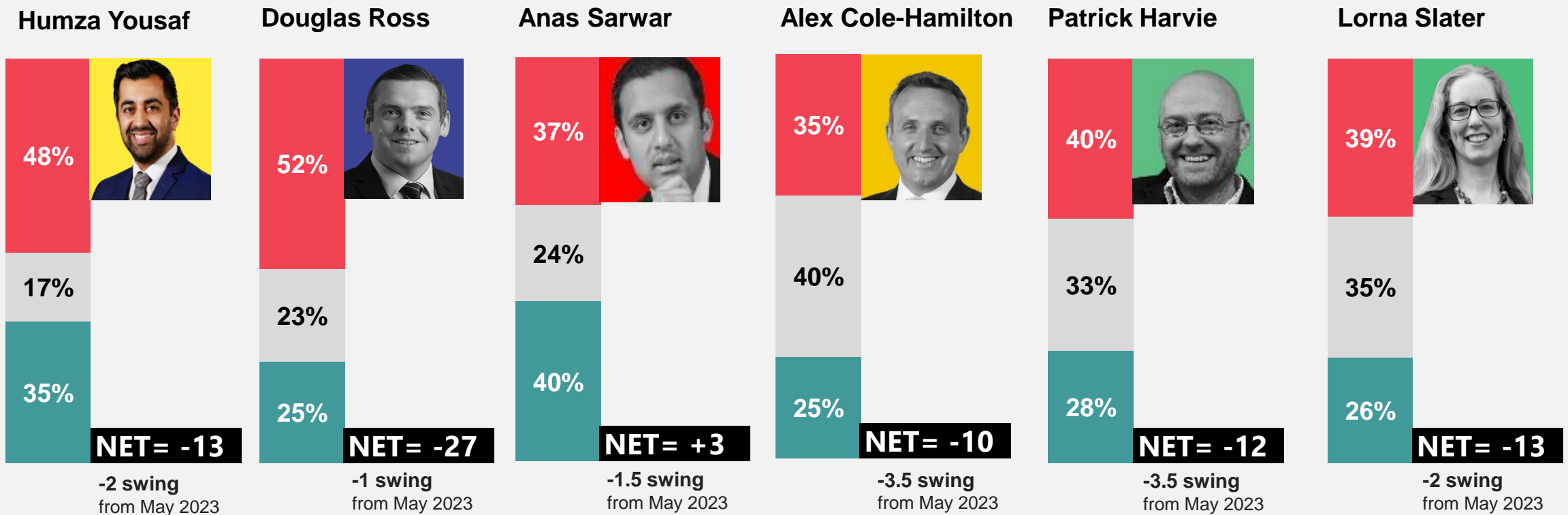
Source: Ipsos | Scottish Political Monitor



Satisfaction with party leaders

Are you satisfied or dissatisfied with the way ... is doing his/her job ...
as First Minister of Scotland/ leader of the Scottish Conservative and Unionist Party/ Scottish Labour Party/ Scottish Liberal Democrats/ co-leader of the Scottish Green Party?

■ Satisfied
 ■ Don't know
 ■ Dissatisfied



Base: 1,004 Scottish adults 16+, 20 – 26 November 2023

Source: Ipsos | Scottish Political Monitor

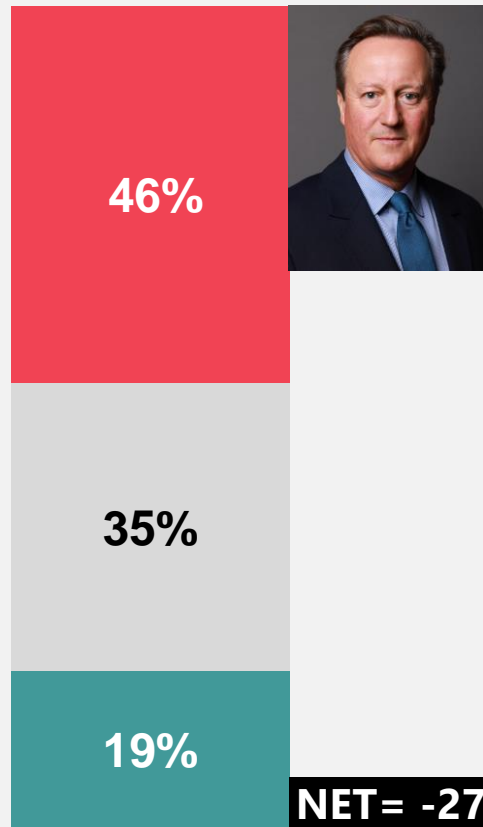


Satisfaction with David Cameron

Are you satisfied or dissatisfied with the way David Cameron is doing his job as ...?

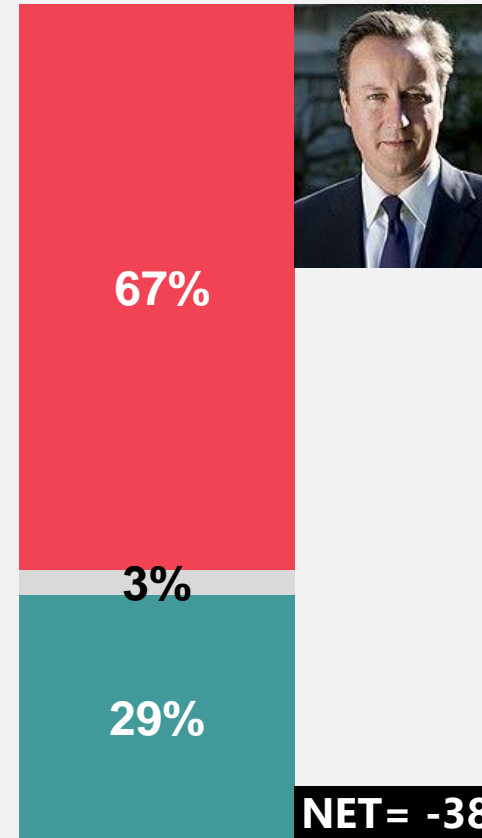
 Satisfied  Don't know  Dissatisfied

Foreign Secretary, November 2023



Base: 1,004 Scottish adults 16+, 20 – 26 November 2023

Prime Minister, April 2016



Base: 1,015 Scottish adults 16+, 18th - 25th April 2016

Should Michael Matheson resign as Cabinet Secretary for Health and Social Care?

As you may know, Michael Matheson, Scottish Government Cabinet Secretary for Health and Social Care, incurred a data roaming bill of nearly £11,000 from the use of his parliamentary iPad while he was on holiday in Morocco. He said last week that his iPad was used by family members as an internet hotspot.

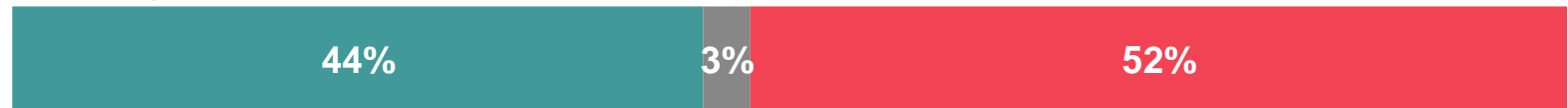
Thinking specifically about this issue and not other factors, do you think Michael Matheson should resign as Cabinet Secretary for Health and Social Care over this issue, or should continue being Cabinet Secretary?

Should continue Don't know Should resign

Among all



Among 2021 SNP voters



Among 2021 Labour voters



Among 2021 Conservative voters



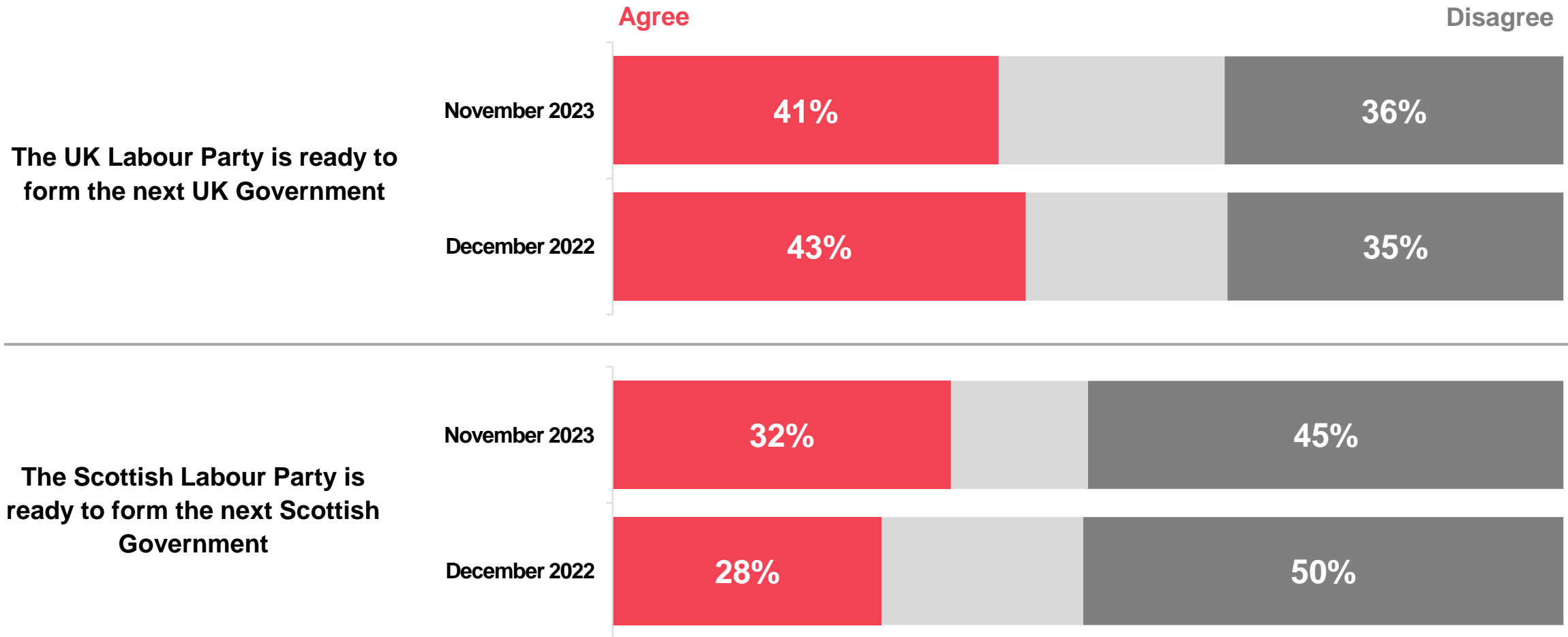
Base: 1,004 Scottish adults 16+, 20 – 26 November 2023

VIEWS ON LABOUR



Views on UK and Scottish Labour

To what extent, if at all, do you agree or disagree with the following statements?



Base: 1,004 Scottish adults aged 16+, 20 – 26 November 2023 | 1,065 Scottish adults aged 16+, 28 Nov – 5 Dec 2022

Source: Ipsos | Scottish Political Monitor



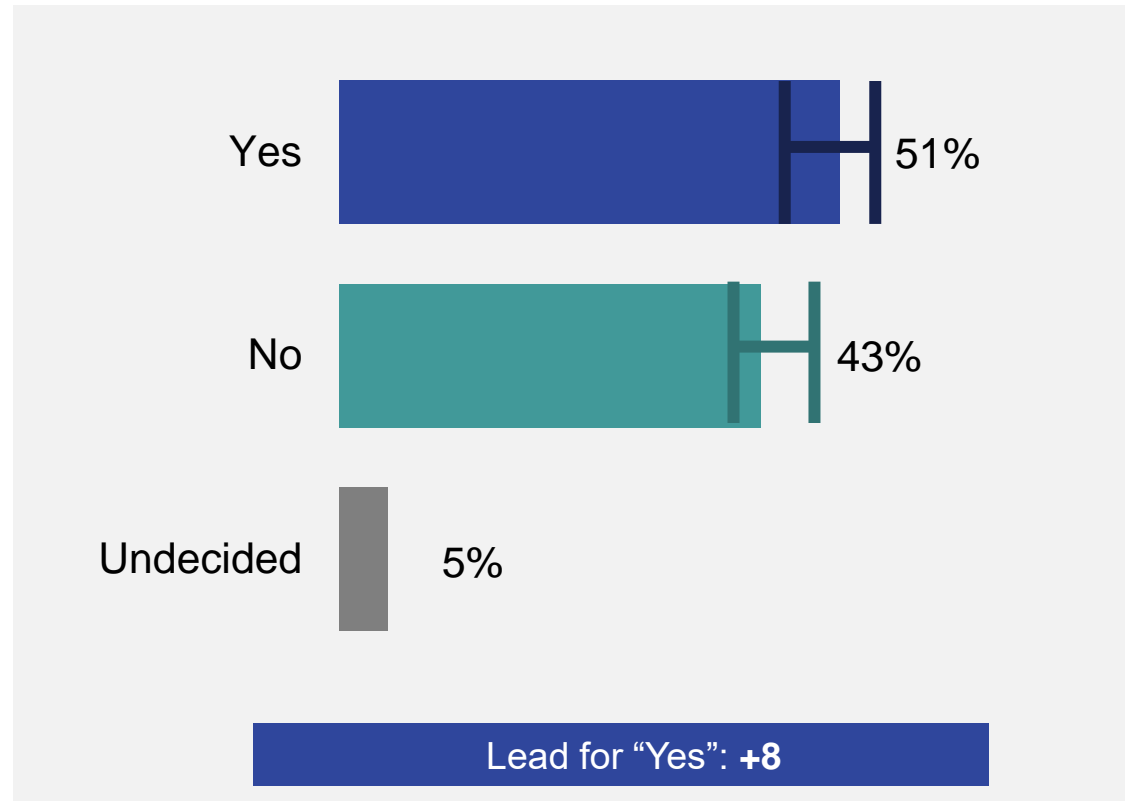


VIEWS ON INDEPENDENCE

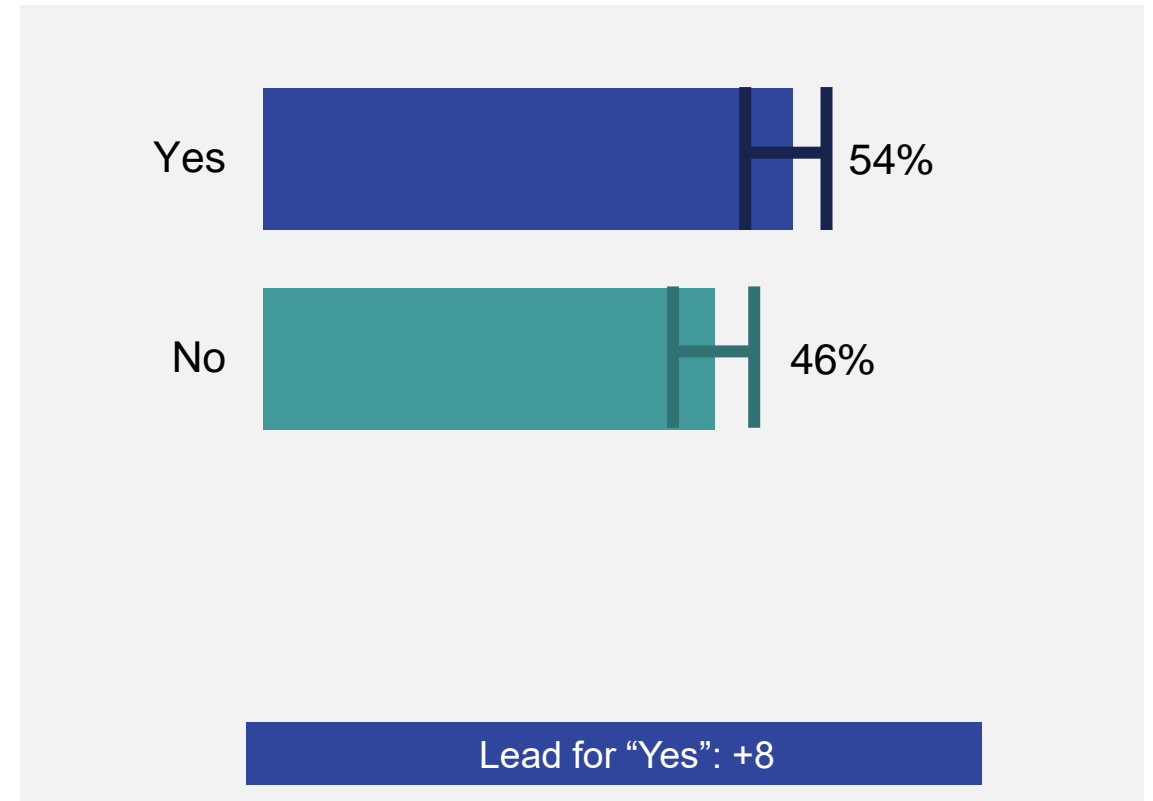
Support for Scottish independence: November 2023

If a referendum were held tomorrow about Scotland's constitutional future, how would you vote in response to the following question: Should Scotland be an independent country?

Among all likely to vote



All likely to vote and expressing a voting intention



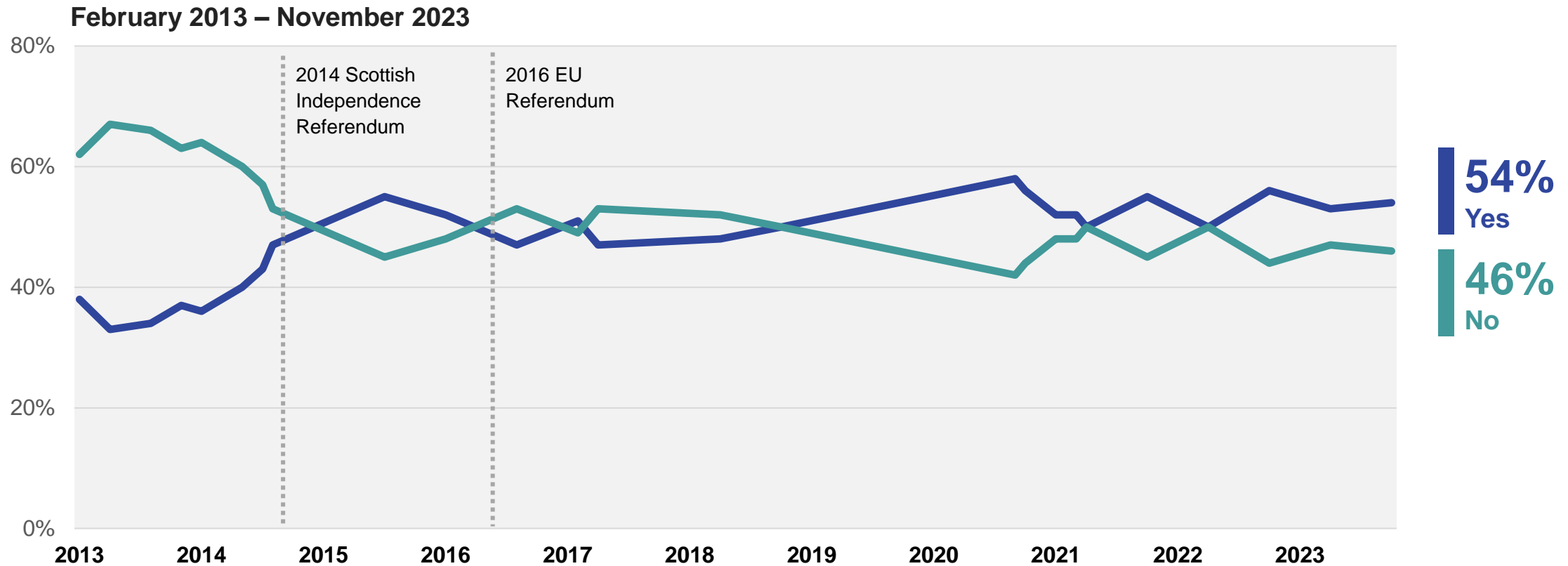
Base: All Scottish adults aged 16+ who are at least 9/10 likely to vote in a Scottish independence referendum (858); All Scottish adults 16+ who are at least 9/10 likely to vote in a Scottish independence referendum and expressing a voting intention (811). Margin of error is displayed at +/- 4%.

Source: Ipsos | Scottish Political Monitor



Support for Scottish independence: Change over time

If a referendum were held tomorrow about Scotland's constitutional future, how would you vote in response to the following question: Should Scotland be an independent country?



Base: c.1,000 Scottish adults aged 16+ per wave. Based on all likely to vote, excluding undecideds/don't knows

Source: Ipsos | Scottish Political Monitor

Technical note

Ipsos interviewed a representative sample of 1,004 adults aged 16+ across Scotland. Interviews were conducted by telephone: 20 – 26 November 2023. Data are weighted by age, sex, region, social grade, tenure, working status, work sector, education and country of birth to match the profile of the population.

Where percentages do not sum to 100 this may be due to computer rounding, the exclusion of “don’t know” categories, or multiple answers. An asterisk (*) denotes any value of less than half a per cent.

Ipsos

Scottish Political Monitor, November 2023

For more information

Emily Gray
Managing Director, Ipsos Scotland
Emily.Gray@ipsos.com

Rachel Ormston
Research Director, Ipsos Scotland
Rachel.Ormston@ipsos.com

Sally Abernethy
Research Manager, Ipsos Scotland
Sally.Abernethy@ipsos.com

Alex Walker
Graduate Research Executive, Ipsos Scotland
Alex.Walker@ipsos.com