

SPOTLIGHT ON DRC ELECTIONS - 2023

Social-Political and Governance Opinion Poll

Presented by: Ipsos

• 18th December 2023

©2023 Ipsos. All rights reserved. Contains Ipsos' Confidential and Proprietary information and may not be disclosed or reproduced without the prior written consent of Ipsos.

GAME CHANGERS



METHODOLOGY

Summary of approach and methodology

DESIGN

National Quantitative survey



POPULATION UNIVERSE

Congolese adults aged 18+, who are registered voters – in Urban areas across all provinces



SAMPLE SIZE

5,753



SAMPLING METHODOLOGY

Random, Multi-stage stratified sampling using PPS (proportionate to population size)



24 PROVINCES COVERED

Proportionate to voter population



DATA COLLECTION METHODOLOGY

Face-to-Face interviews at the household level



DATES OF FIELDWORK

5th – 16TH December 2023



MARGIN OF ERROR

+/- 1.3 % at 95% confidence level – National
Varied at regional level (Av. +/- 5%)
(Note: Higher error-margins for regional samples)

DATA ANALYSIS

Total level, key demographics: gender and age and region

INTERVIEW LANGUAGES

French



PUNCHLINE

with 1 days to election day, race still seems to have been called, with a strong incumbent

1

While most of the voters opine that the country is going in the wrong direction, they rate the incumbent President highly compared to Opposition and the former President Kabila, with tangible progress in improving education and basic freedoms

Nearly half of the electorate have confidence in the incumbent President, while significantly a large proportion have no confidence in the opposition

2

The level of confidence in the electoral institutions and process is rather low. Majority of the voters record some little confidence.

However, nearly all voters (94%) indicate that they have a free will to vote candidate of their choice

3

UDPS, the political party of the incumbent President is the most popular political party. UDPS is popular across gender and age groups. However, it trails in Lualaba, Nord Ubangi and Tanganyika provinces,

4

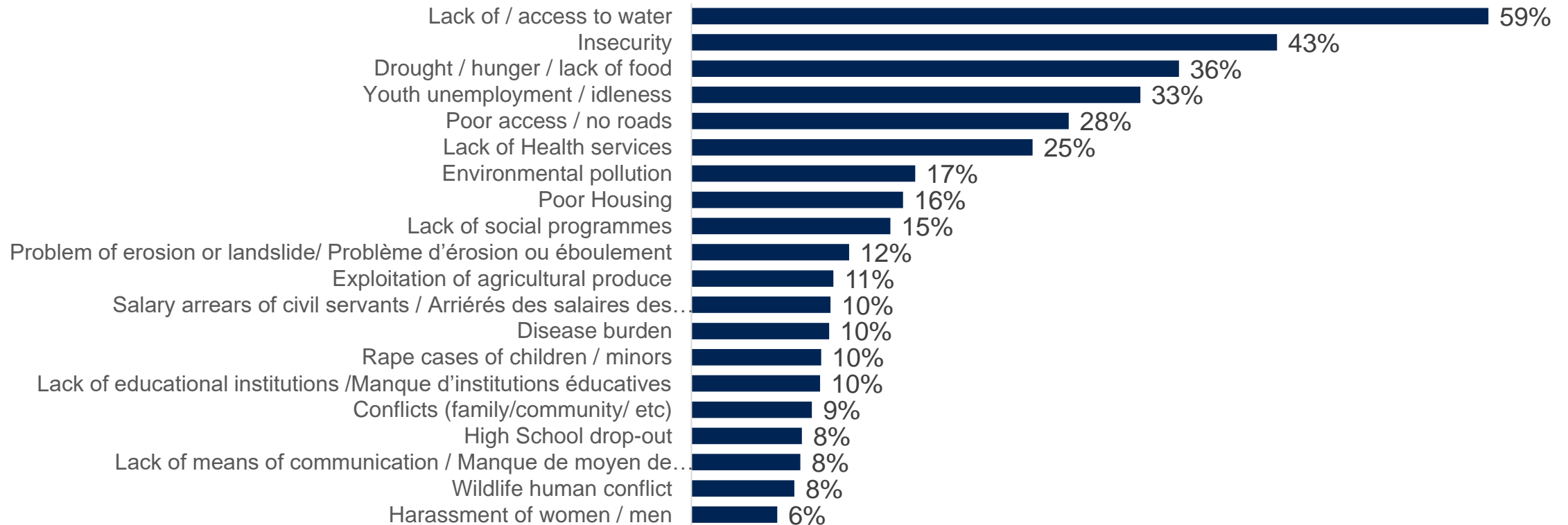
The incumbent President appears to have unassailable lead days to the election, with 66.8% of voters indicating they will vote for him.

The incumbent President is popular across gender and all age brackets, and is also popular across all provinces except two: Lualaba and Tanganyika, bases of his main opponent

COMMUNITY PAIN POINTS

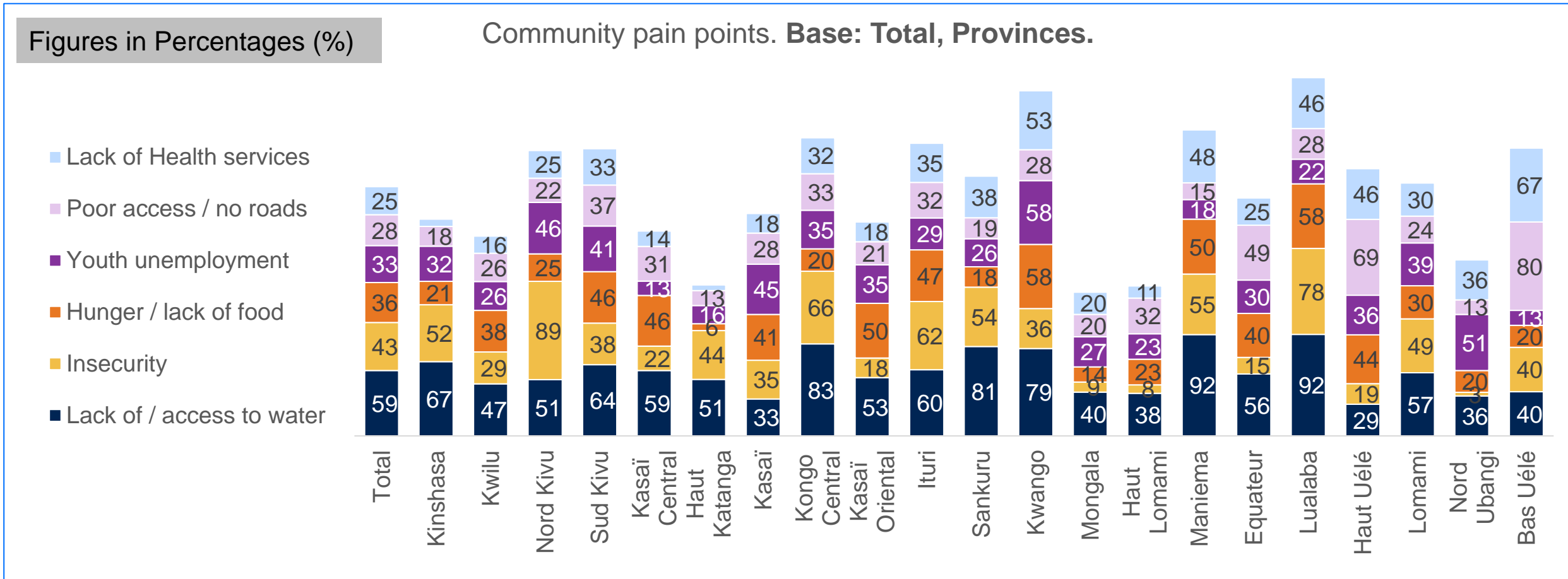
Access to water and insecurity are the leading pain points among communities in DRC. Others at the top are youth unemployment, access to roads and lack of health services

Community pain points. **BASE: Total**



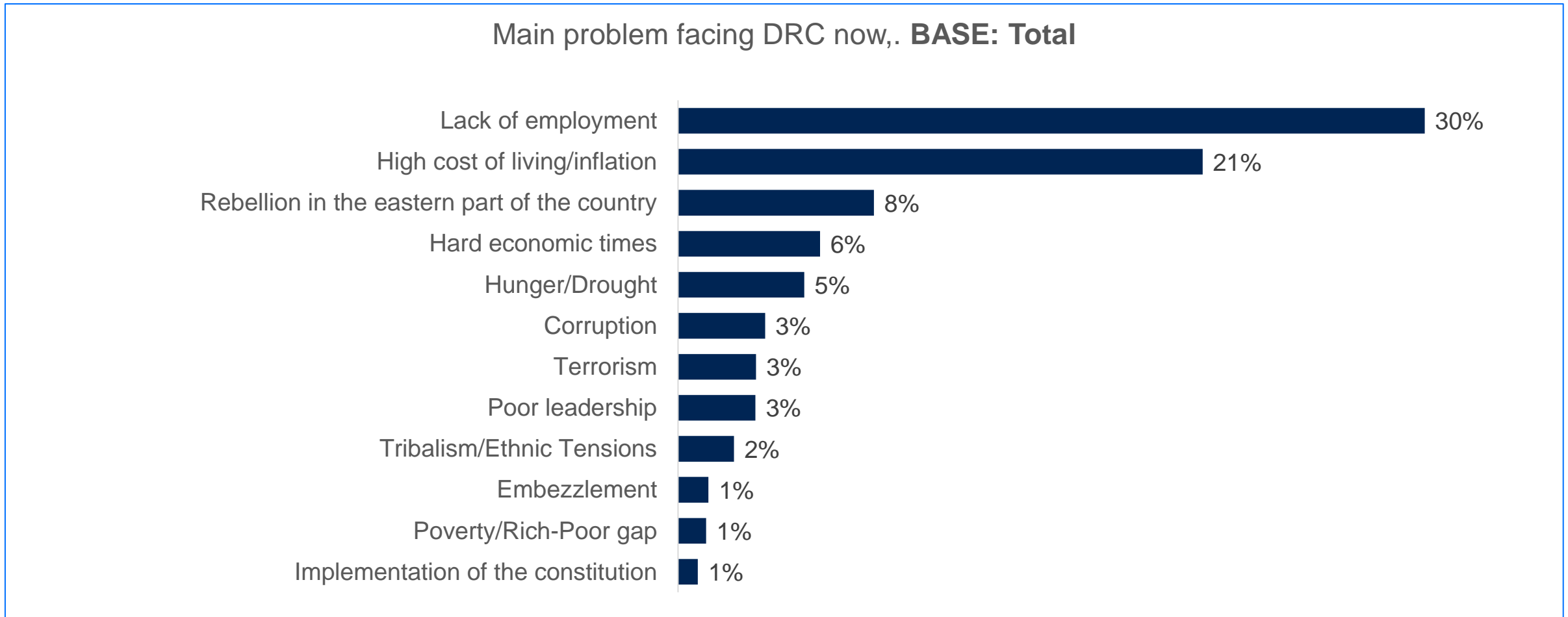
Q9. In this place where you live, what are the challenges / problems that cause pain to the community?

Access to clean water, insecurity, lack of food, youth unemployment, poor access and lack of health services are the leading pain-points in DRC



Q9. In this place where you live, what are the challenges / problems that cause pain to the community?

Lack of employment and high cost of living / inflation are the main problem facing DRC now according to its citizens.



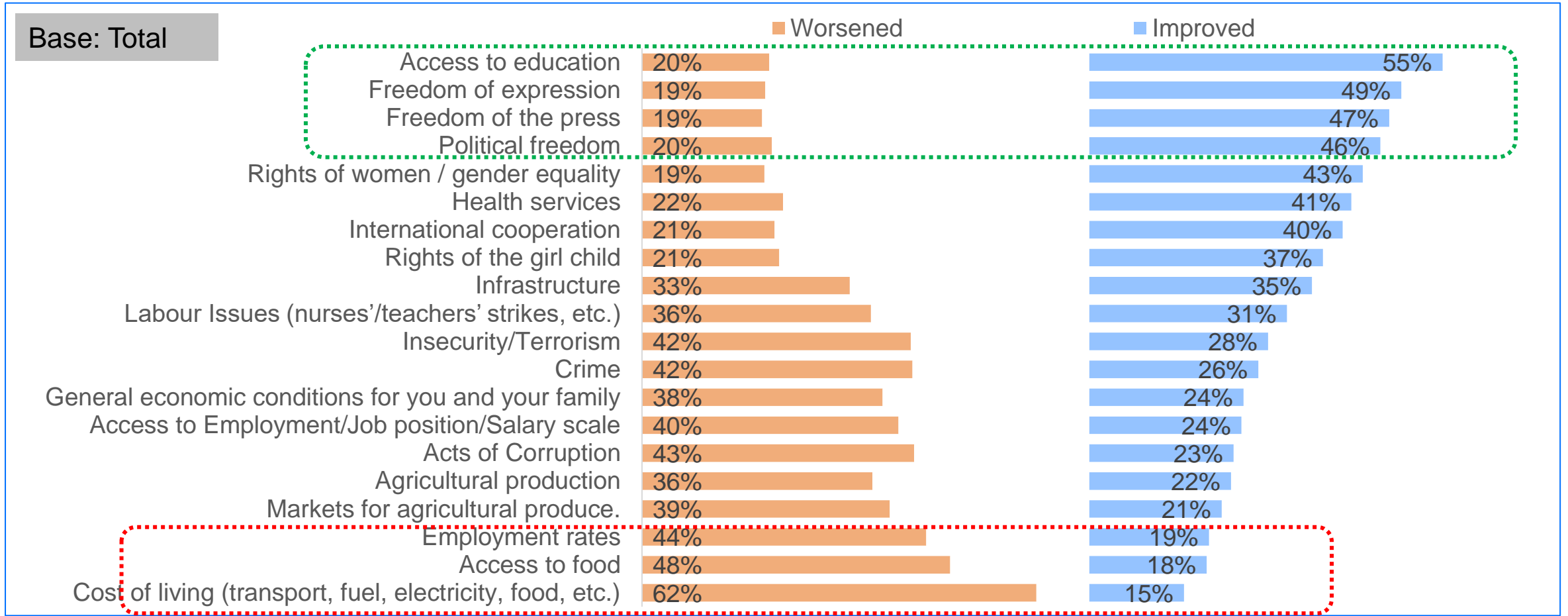
Q11. In general, what would you say is the main problem affecting DRC now?

Lack of employment and high cost of living / inflation are the main problem facing DRC now according to its citizens.

	Total	Male	Female	18 - 24	25 - 29	30 - 34	35 - 39	40 - 44	45 - 49	50 - 60	61+
Lack of employment	30%	30%	28%	32%	29%	29%	29%	26%	26%	20%	18%
High cost of living/inflation	21%	20%	23%	19%	19%	22%	22%	24%	27%	33%	21%
Rebellion in the eastern part of the country	8%	8%	8%	7%	9%	7%	7%	9%	12%	6%	10%
Hard economic times	6%	5%	6%	5%	5%	7%	7%	8%	6%	5%	6%
Hunger/Drought	5%	5%	4%	4%	5%	4%	7%	7%	4%	6%	9%
Corruption	3%	3%	3%	4%	4%	3%	2%	3%	1%	3%	1%
Crime	3%	3%	3%	3%	3%	3%	3%	3%	2%	4%	4%
Terrorism	3%	3%	3%	3%	3%	4%	1%	3%	1%	2%	1%
Poor leadership	3%	3%	3%	3%	4%	4%	3%	3%	1%	1%	3%
Tribalism/Ethnic Tensions	2%	2%	2%	2%	2%	2%	2%	1%	3%	1%	1%
Embezzlement	1%	1%	1%	1%	1%	1%	1%	1%	1%	2%	2%
Poverty/Rich-Poor gap	1%	1%	1%	1%	1%	1%	1%	1%	2%	1%	2%
Implementation of the constitution	1%	1%	1%	1%	1%	1%	1%	1%	1%	1%	2%

Q11. In general, what would you say is the main problem affecting DRC now?

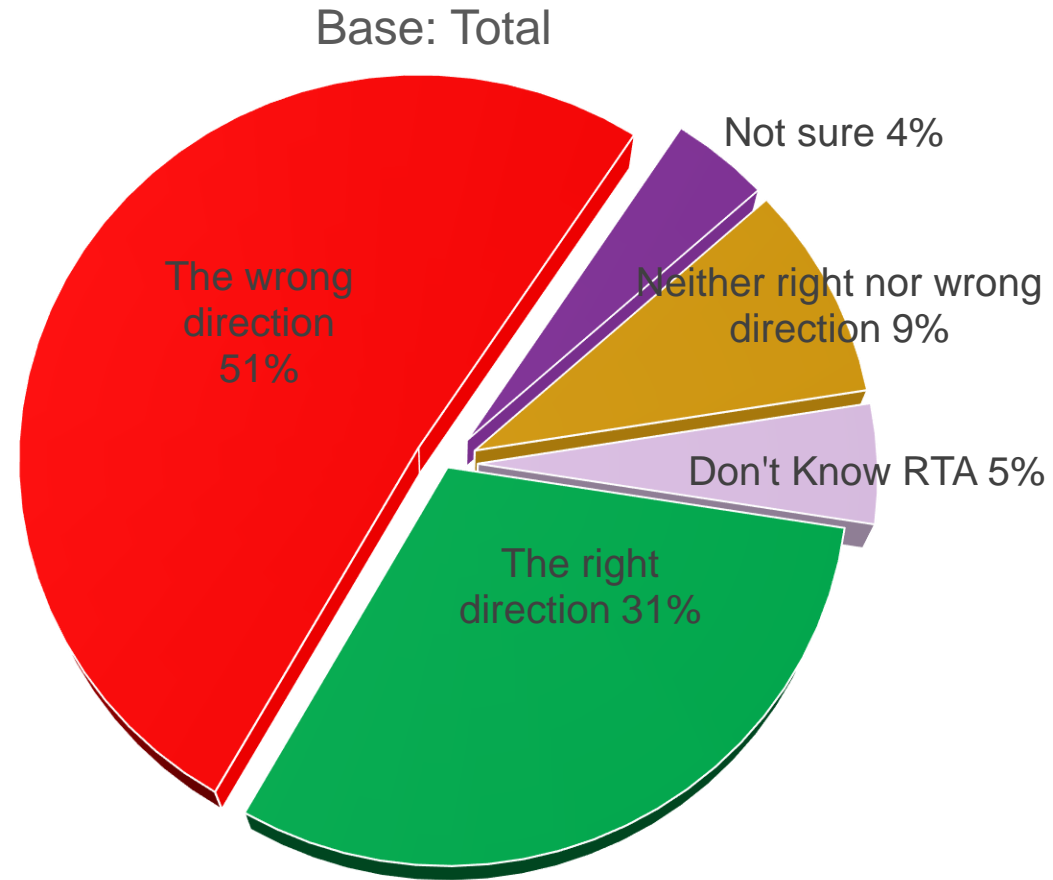
Last 4 years score card: Access to education had the highest rating of improvement, followed by freedoms of expression. On the flip side, cost of living, access to food and unemployment worsened



Q12. During the last four years, in your own assessment, has ... improved, worsened or stayed the same?.

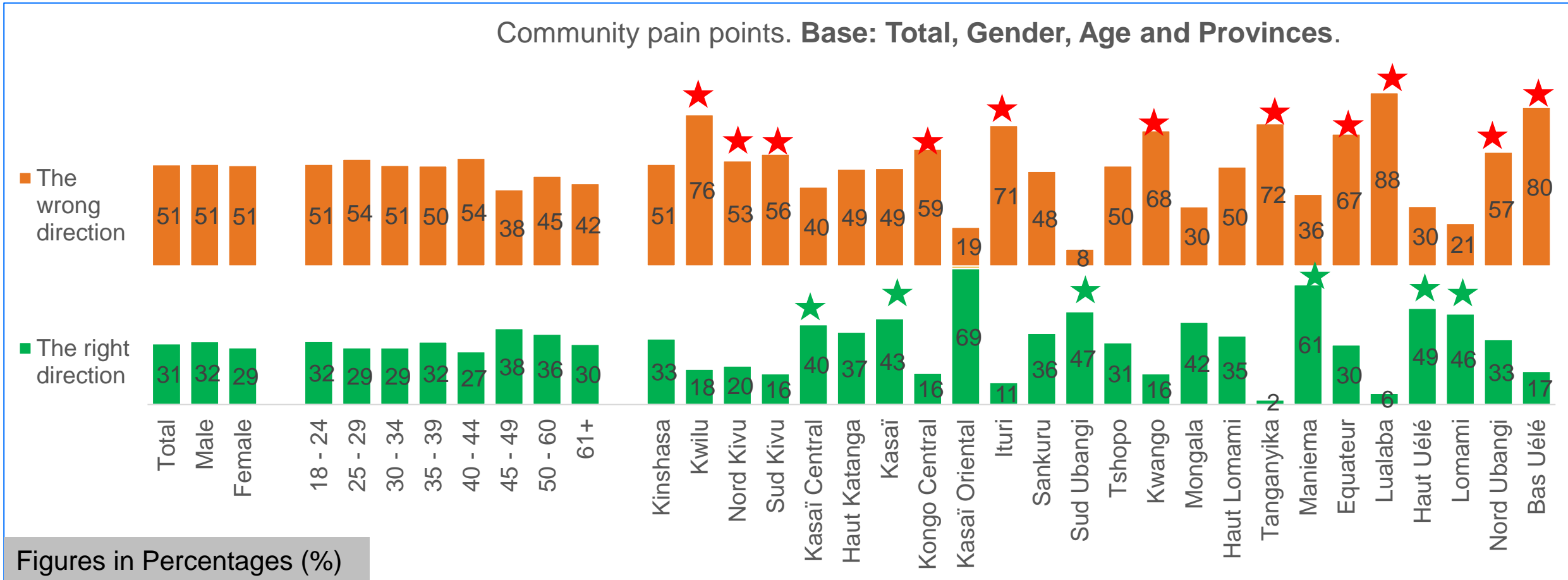
GOVERNANCE PERCEPTIONS

Half of the electorate (51%) feel that the country is moving in the wrong direction, while a third (31%) feel the country is moving in the right direction



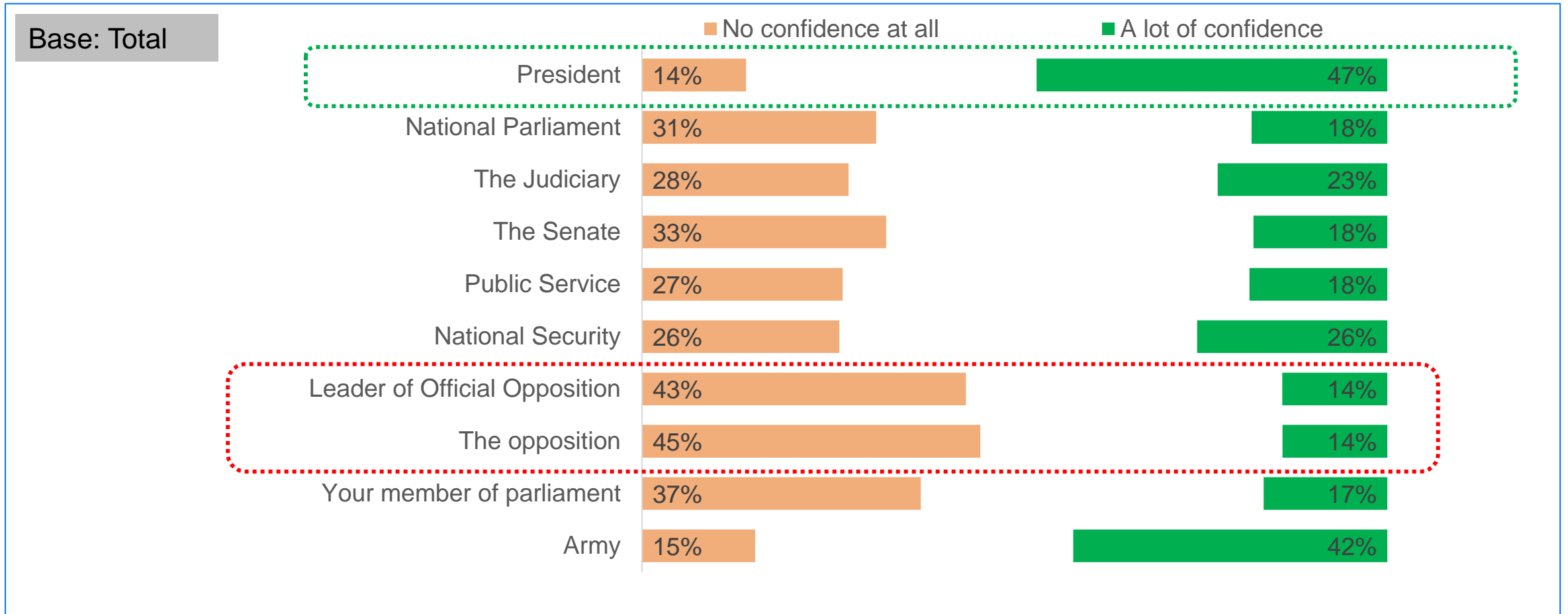
Q13. In your opinion, are things in DRC GENERALLY going in the right direction or the wrong direction?

Half of the regions significantly rate the country as going in the wrong direction – above average



Q13. In your opinion, are things in DRC GENERALLY going in the right direction or the wrong direction?

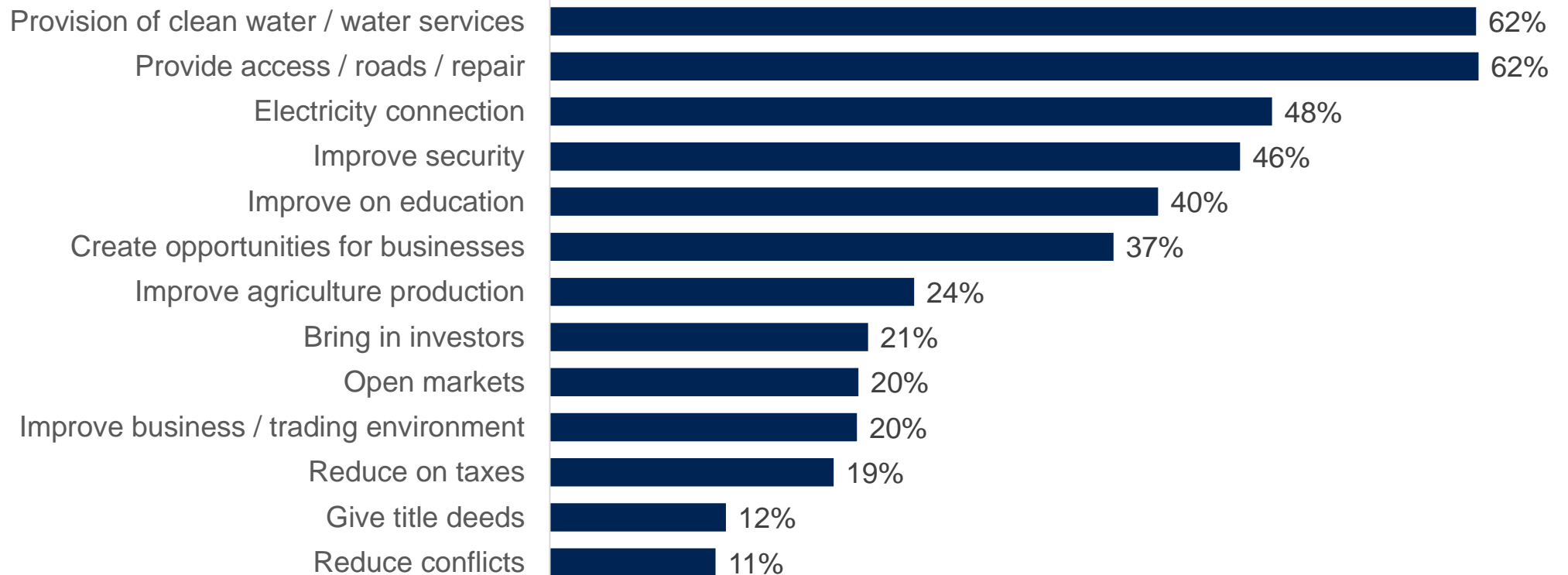
Nearly half of the electorate have confidence in the incumbent President, while significantly a large proportion have no confidence in the opposition and the current leader of opposition



Q16. Please tell me how much confidence do you have in each of the following leaders / institutions? Do you have a lot of confidence, some confidence, only a little confidence, or no confidence at all in ...?

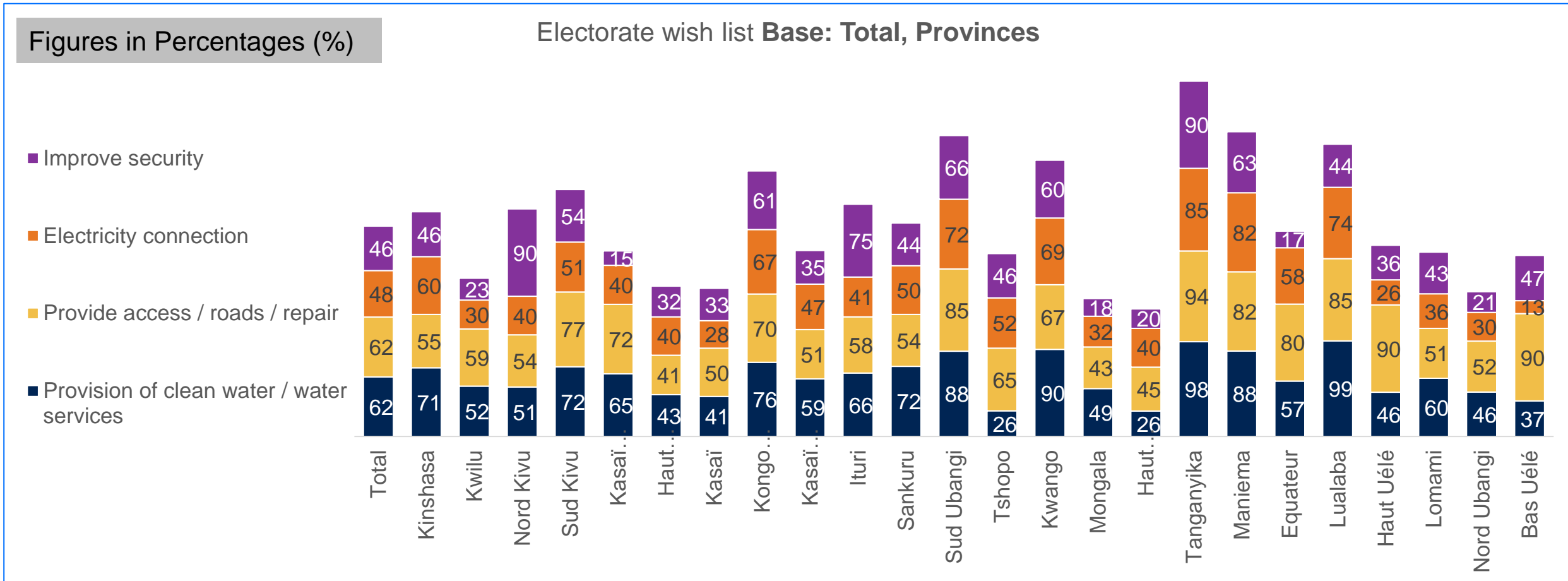
At the top of the wish list, the electorate want the government to provide access to water, provide access roads, connect electricity and improve security

What would you want the government to do? **Base: Total**



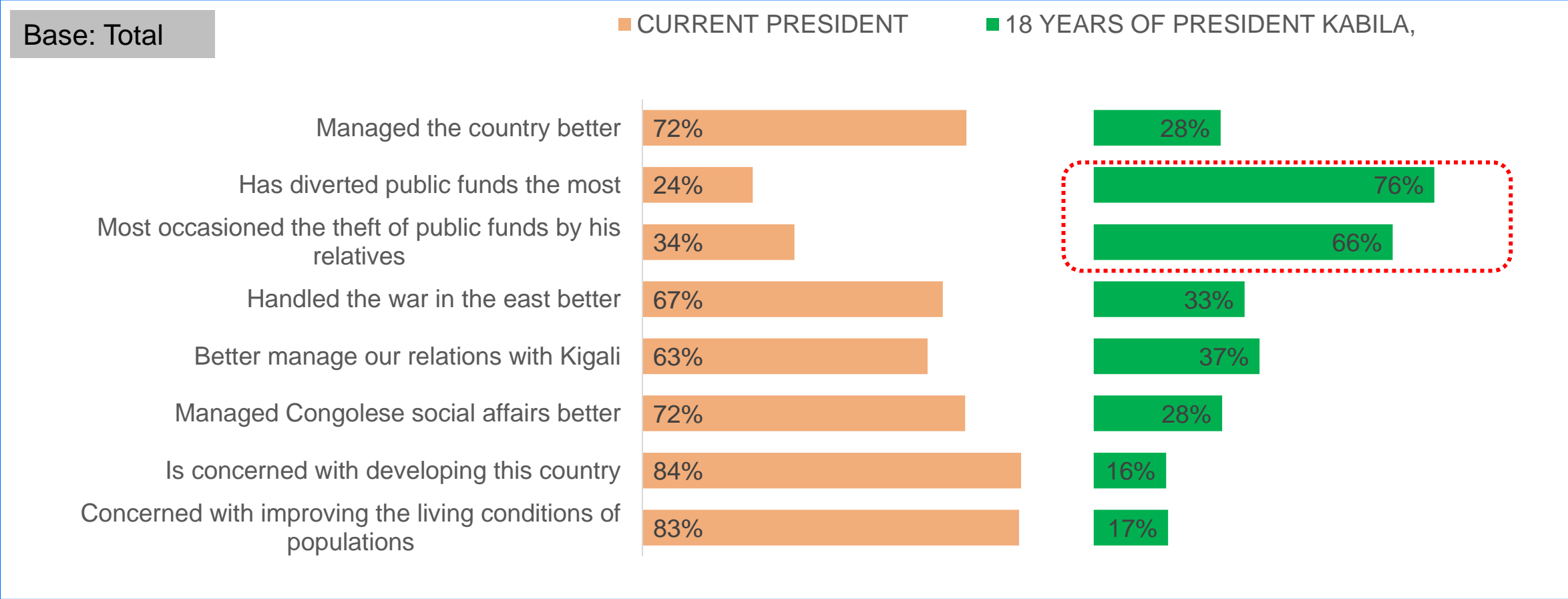
Q17. In this area where you live, what would you like the government to do?

Access to clean water, insecurity, lack of food, youth unemployment, poor access and lack of health services are the leading pain-points in DRC



Q17. In this area where you live, what would you like the government to do?

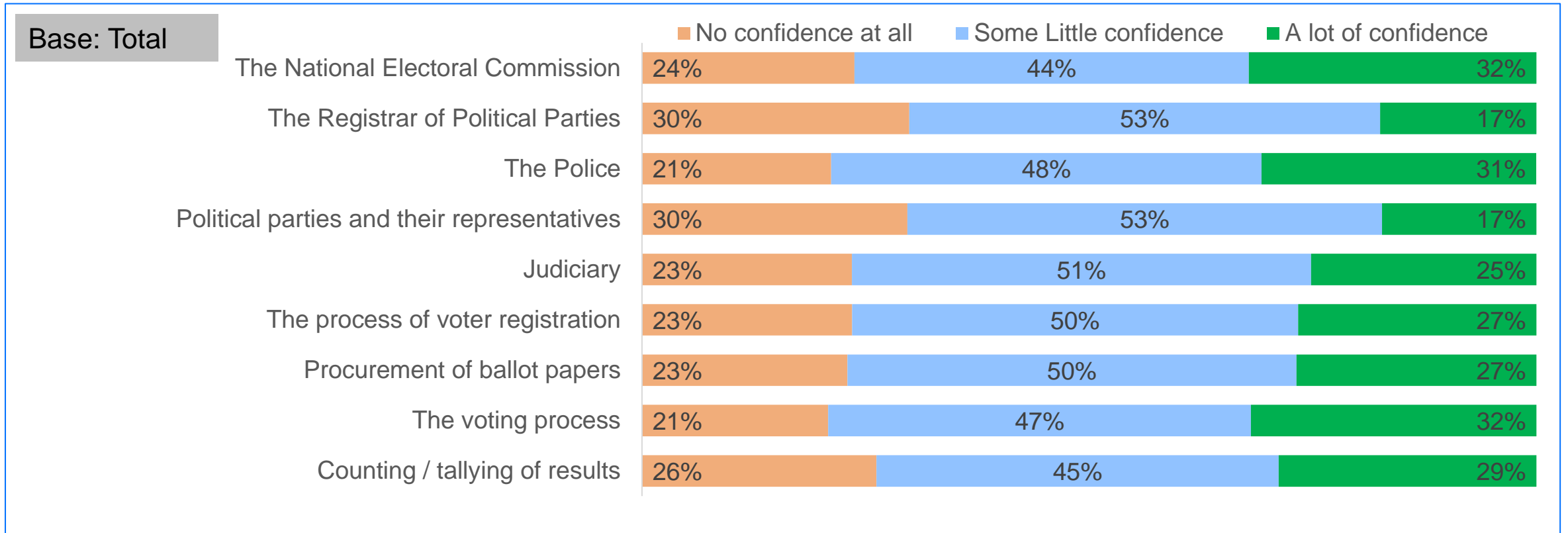
The incumbent President fares better than the former President on all the indicators, but most importantly he is seen to have managed the country better, and is concerned with improving quality of lives



Q18. By comparing the 4 years of the CURRENT PRESIDENT and the 18 YEARS OF PRESIDENT KABILA, to whom do each of these statements apply?

ELECTORAL PROCESS

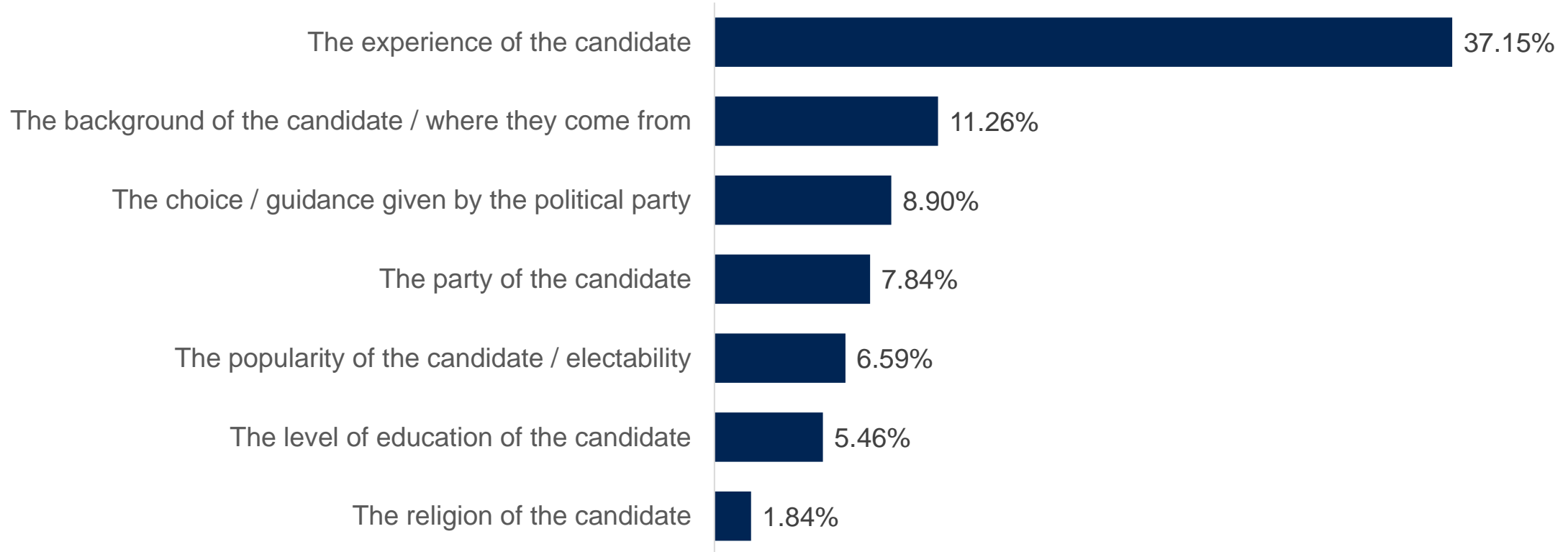
The level of confidence in the electoral institutions and process is rather low. Majority of the voters record some little confidence



Q19. I am going to read out to you a number of institutions or processes in the oversight of general elections in DRC. Please tell me how much confidence you have in each one of them. Do you have a lot of confidence, some confidence, only a little confidence, or no confidence at all in ...?

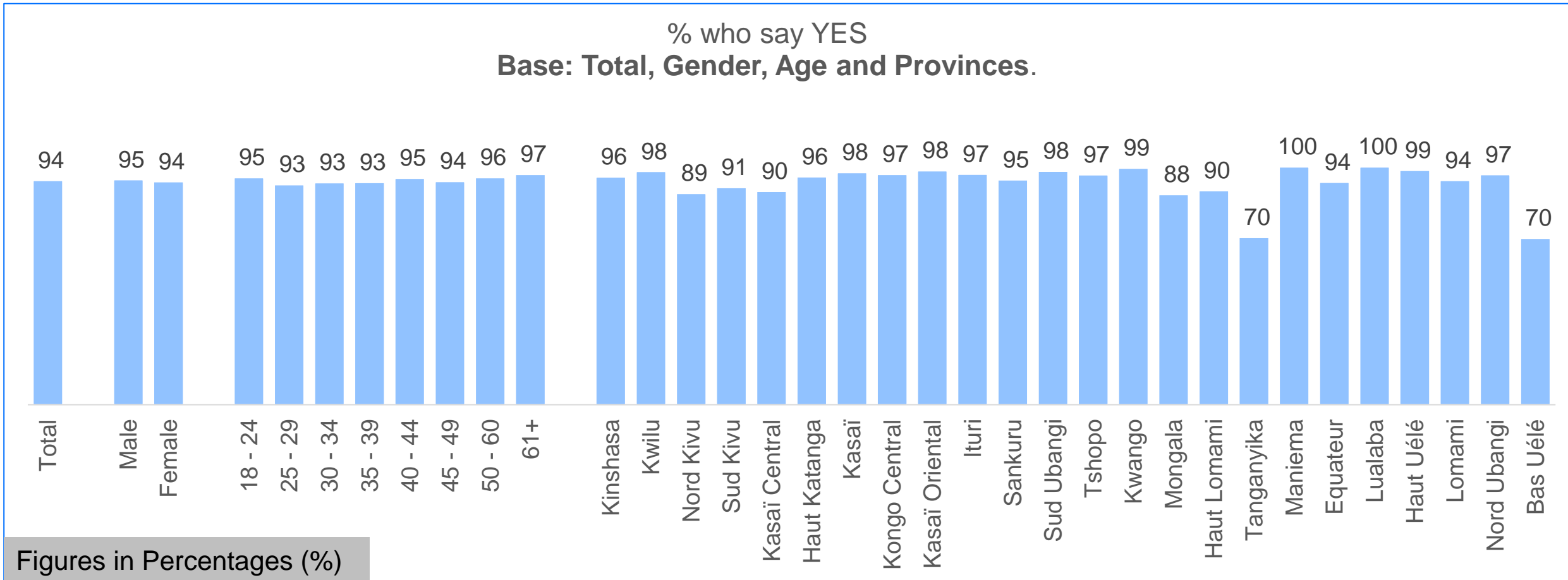
Experience appears as the main consideration for choosing a candidate for political leadership.

Considerations for choosing a political candidate. **Base: Total**



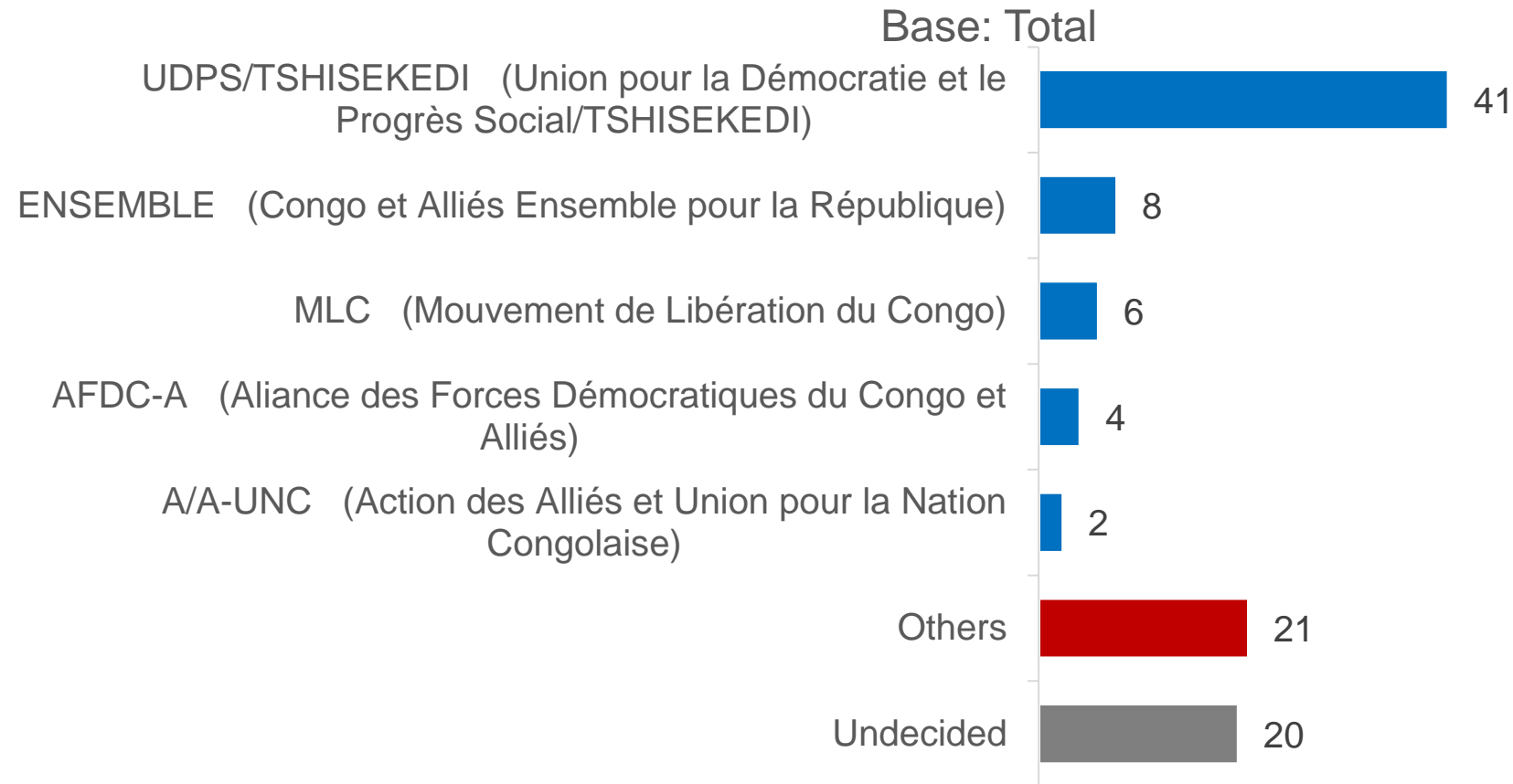
Q20. When choosing a political candidate for a leadership position, what do you MAINLY consider?

Nearly all voters (94%) indicate that they have a free will to vote candidate of their choice



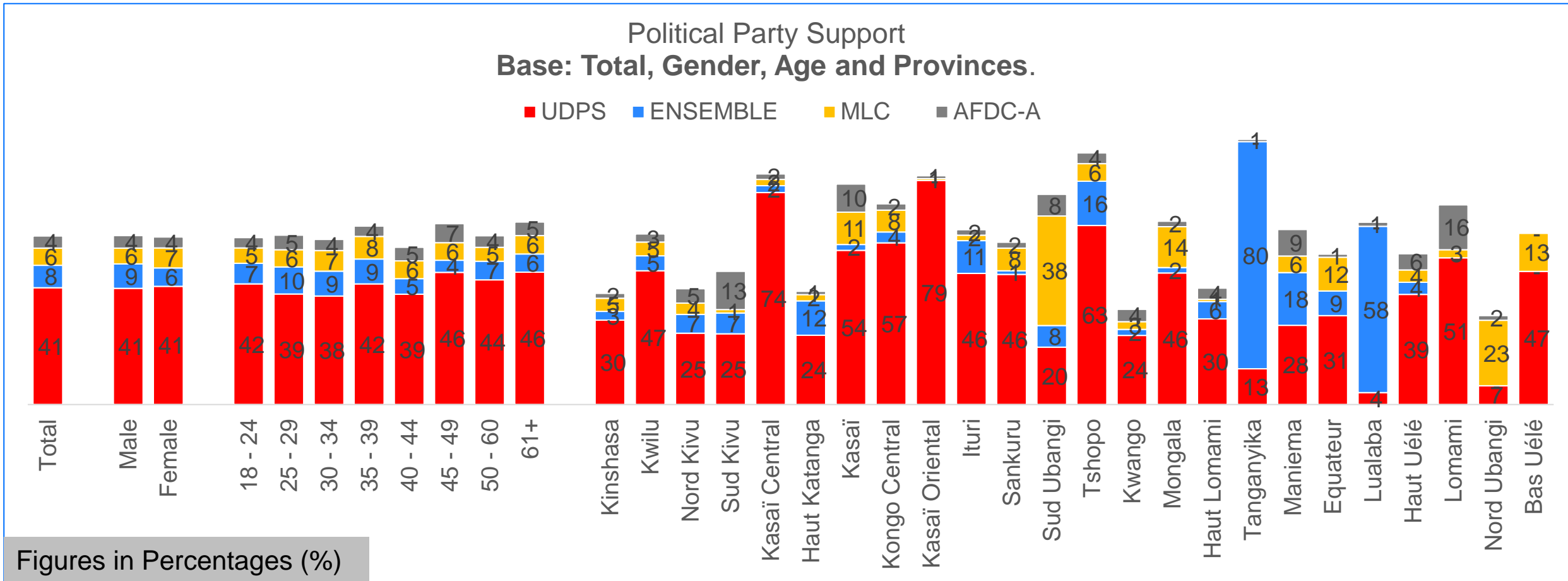
Q21. Do you have a free will to vote a candidate of your choice?

UDPS is the most popular political party in DRC



Q23. Which political party if any, do you feel closest to, if any?

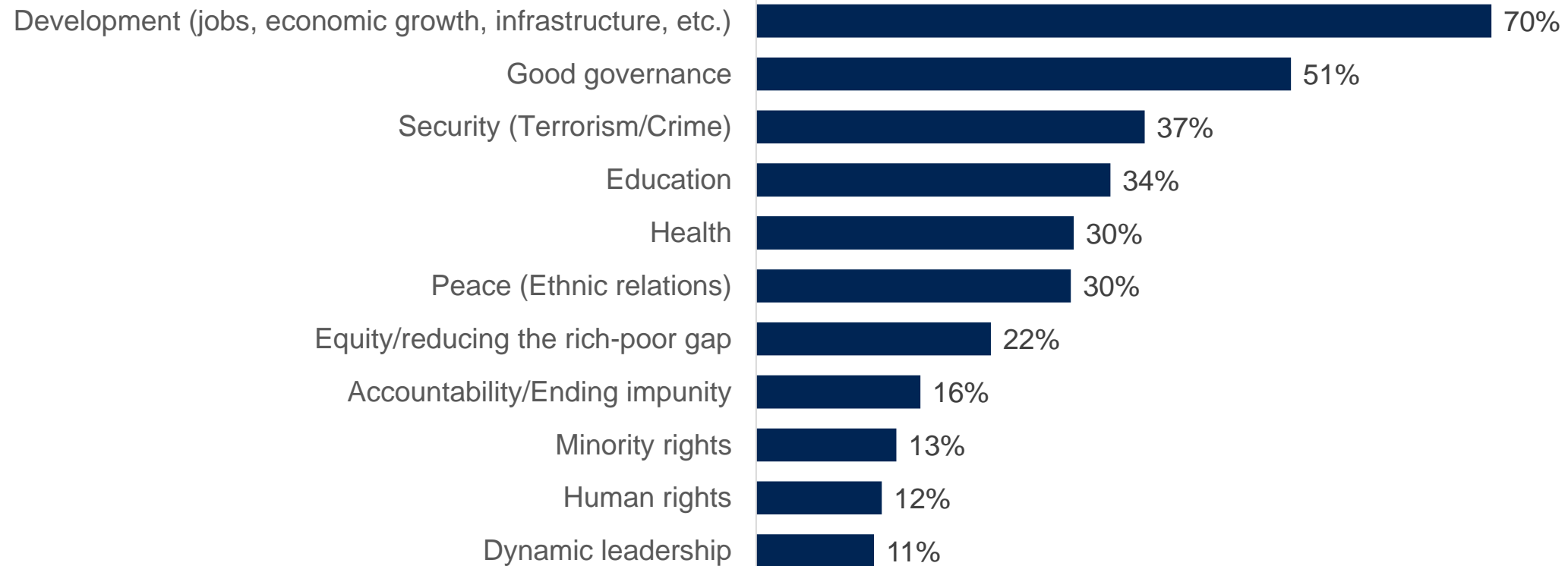
UDPS is popular across the gender and age groups, however it trails in Lualaba, Nord Ubangi and Tanganyika provinces



Q23. Which political party if any, do you feel closest to, if any?

The electorate would want political parties to address development, good governance and security in the forthcoming elections.

Considerations for choosing a political candidate. **Base: Total**



Q24. In the forthcoming elections, what issues would you like the political parties to address?

The electorate would want political parties to address development, good governance and security in the forthcoming elections.

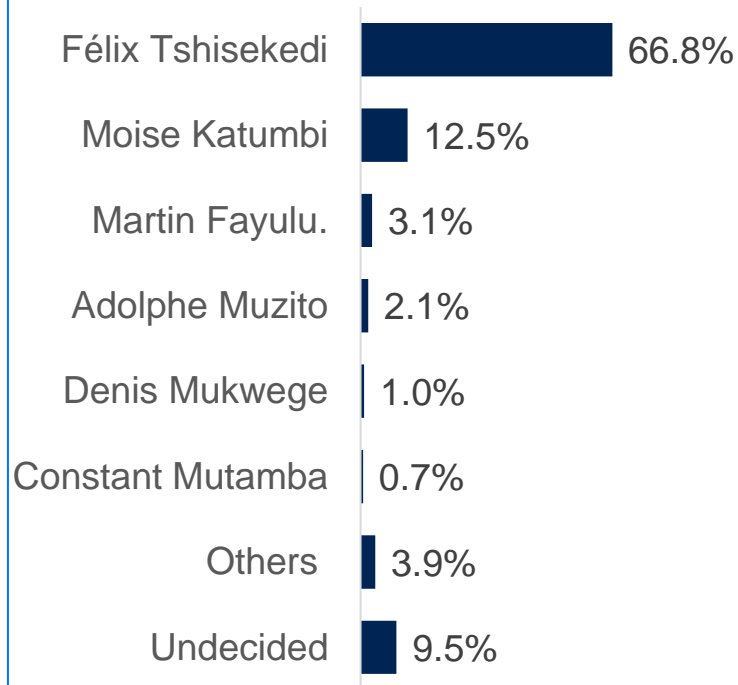
	Total	Male	Female	18 - 24	25 - 29	30 - 34	35 - 39	40 - 44	45 - 49	50 - 60	61+
Development (jobs, economic growth, infrastructure, etc.)	70%	71%	69%	67%	69%	72%	79%	74%	72%	77%	79%
Good governance	51%	51%	51%	49%	49%	52%	60%	56%	52%	53%	56%
Security (Terrorism/Crime)	37%	38%	35%	33%	42%	43%	36%	36%	35%	40%	43%
Education	34%	35%	32%	30%	33%	37%	41%	42%	35%	45%	35%
Health	30%	31%	30%	26%	30%	34%	36%	36%	30%	40%	34%
Peace (Ethnic relations)	30%	30%	30%	28%	30%	33%	32%	36%	30%	34%	25%
Political freedom and rights	23%	23%	25%	22%	24%	26%	26%	24%	21%	22%	23%
Equity/reducing the rich-poor gap	22%	22%	22%	19%	22%	26%	27%	27%	25%	27%	24%
Accountability/Ending impunity	16%	15%	17%	13%	16%	20%	18%	17%	17%	18%	18%
Minority rights	13%	13%	13%	11%	14%	15%	14%	18%	12%	16%	16%
Human rights	12%	12%	13%	10%	12%	14%	16%	14%	12%	12%	13%
Dynamic leadership	11%	11%	12%	10%	12%	12%	13%	16%	10%	11%	8%

Q24. In the forthcoming elections, what issues would you like the political parties to address?

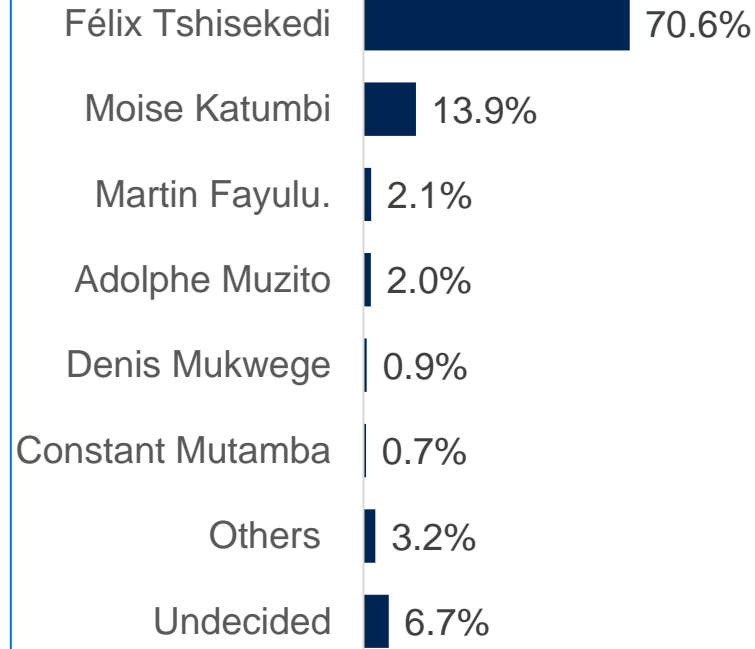
The incumbent President appears to have unassailable lead days to the election

Base: Total

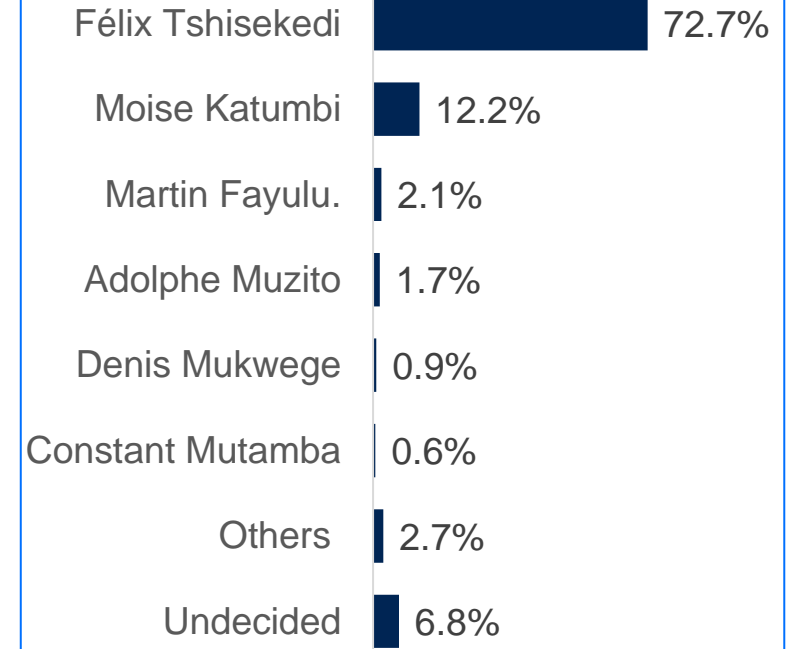
In the forthcoming elections, who would you vote for as President?



In this area where you live, which Presidential candidate are most voters likely to elect?



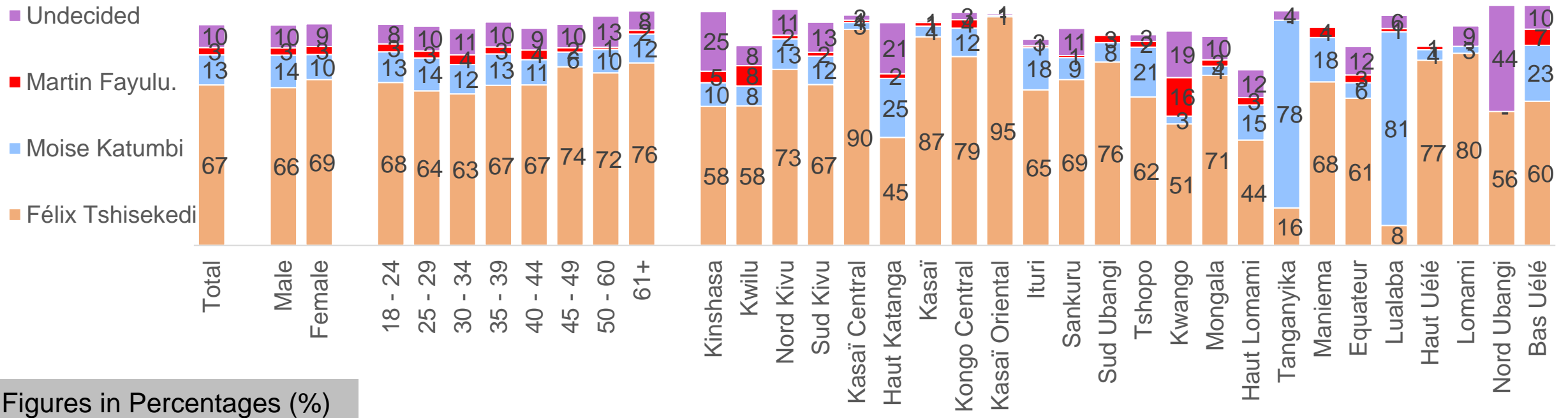
Thinking about a future election, who in your view will be elected as President of the republic?



Q25. In the forthcoming elections, who would you vote for as President?

The incumbent President is popular across gender and all age brackets, and is also popular across all provinces except two: Lualaba and Tanganyika, bases of his main opponent

Political Party Support
Base: Total, Gender, Age and Provinces.



Figures in Percentages (%)

Q25. In the forthcoming elections, who would you vote for as President? ?

**BE
SURE.
GO
FURTHER.**

**THANK
YOU**

GAME CHANGERS

