


SCOTTISH POLITICAL MONITOR

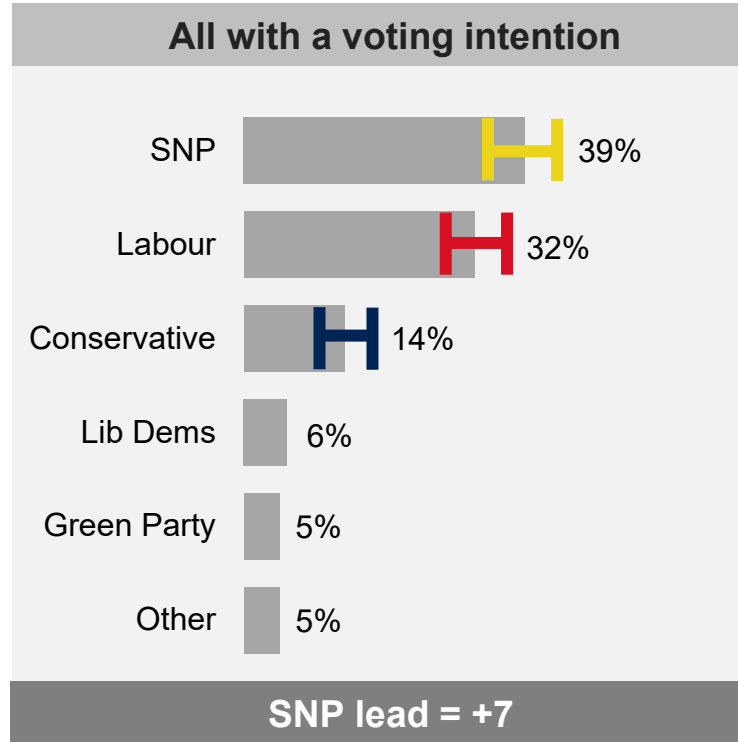
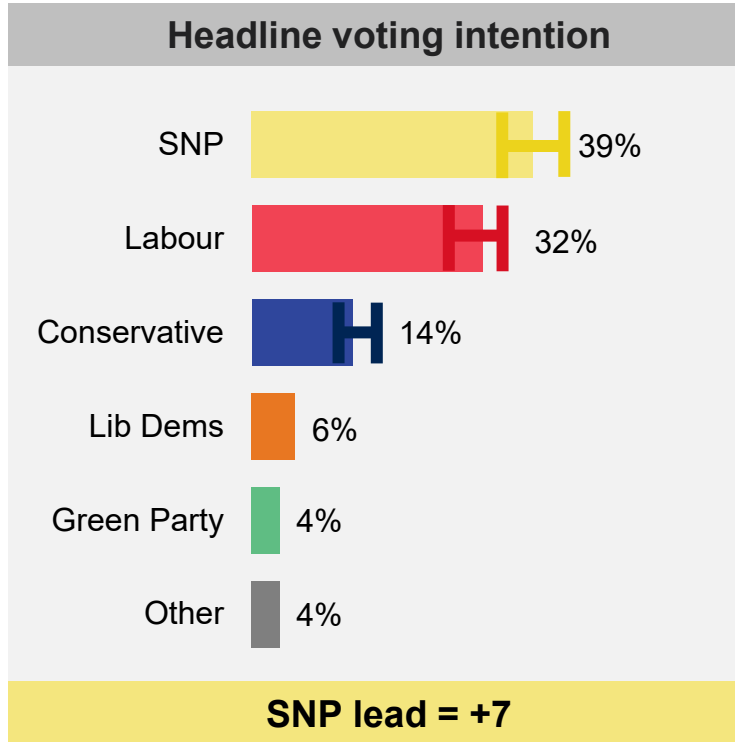
February 2024

VOTING INTENTION



Westminster Voting Intention: January 2024

How would you vote if there were a General Election tomorrow?

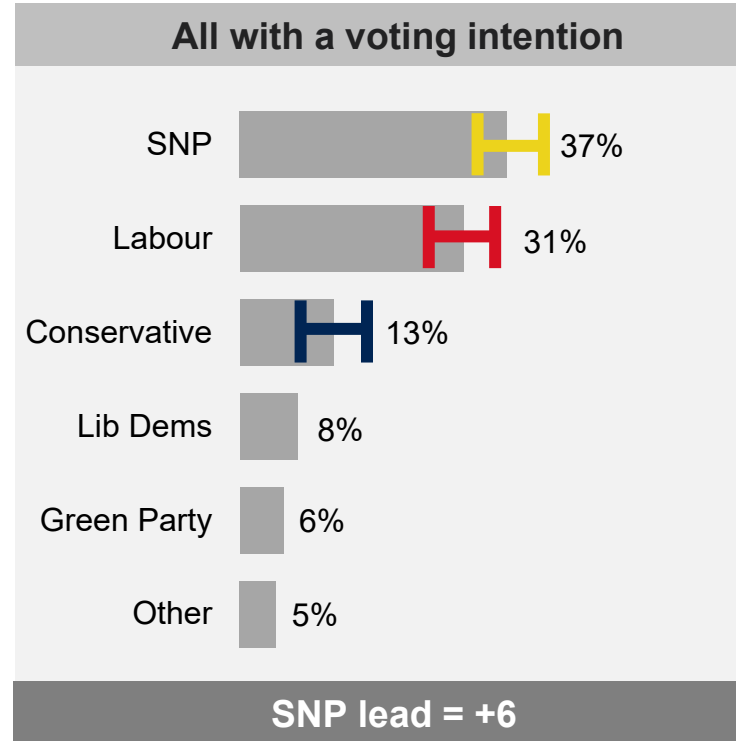
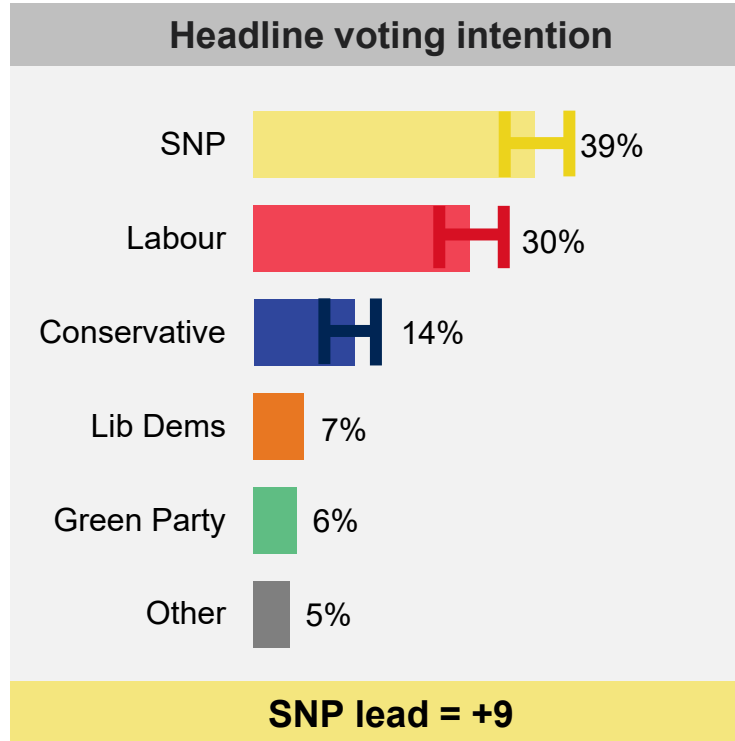


Base: 990 Scottish adults 18+, 25 – 31 January 2024; Headline voting intention: all expressing a voting intention and at least 9/10 likely to vote and usually/always vote/it depends (619); All expressing a voting intention (800). Margin of error is displayed at +/- 4%. All polls are subject to a wide range of potential sources of error. On the basis of the historical record of the polls at recent general elections, there is a 9 in 10 chance that the true value of a party's support lies within 4 points of the estimates provided by this poll, and a 2 in 3 chance that they lie within 2 points. This is especially important to keep in mind when calculating party lead figures.

Source: Ipsos | Scottish Political Monitor

Holyrood Constituency Voting Intention: January 2024

If there were elections to the Scottish Parliament tomorrow, how would you use your constituency vote?

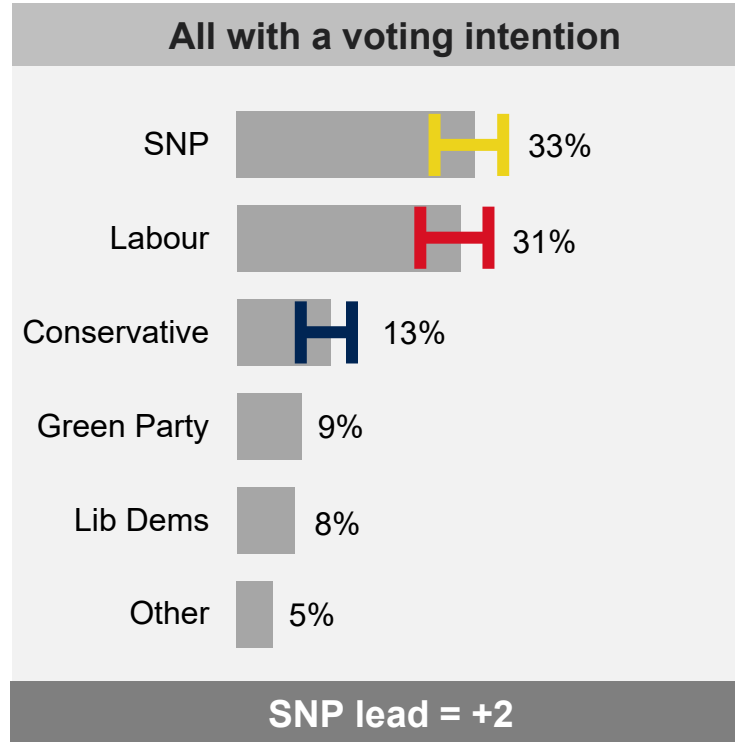
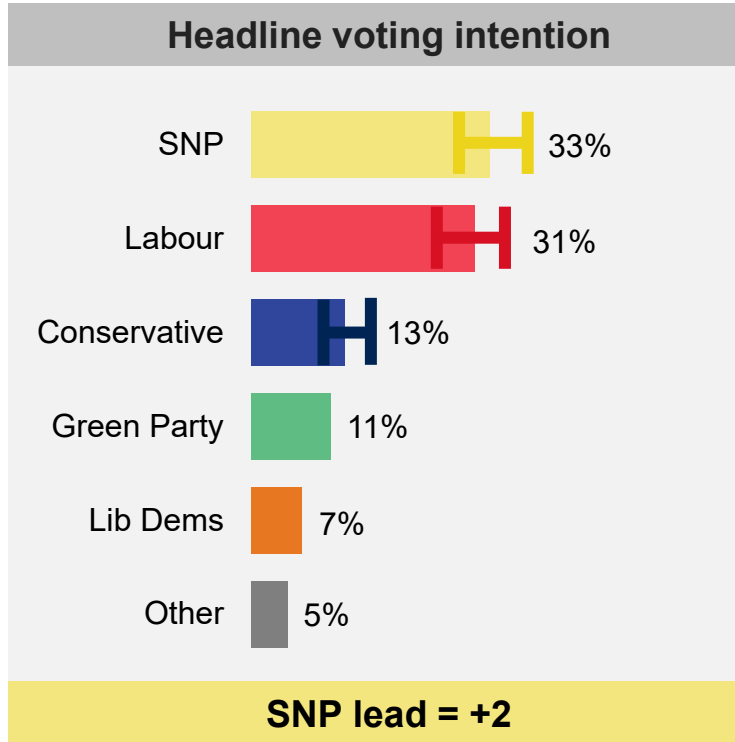


Base: 1,005 Scottish adults 16+, 25 – 31 January 2024; Headline voting intention: all expressing a voting intention and at least 9/10 likely to vote and usually/always vote/it depends (631); All expressing a voting intention (852). Margin of error is displayed at +/- 4%. All polls are subject to a wide range of potential sources of error. On the basis of the historical record of the polls at recent Scottish Parliament elections, there is a 9 in 10 chance that the true value of a party's support lies within 4 points of the estimates provided by this poll, and a 2 in 3 chance that they lie within 2 points. This is especially important to keep in mind when calculating party lead figures.

Source: Ipsos | Scottish Political Monitor

Holyrood Regional List Voting Intention: January 2024

If there were elections to the Scottish Parliament tomorrow, how would you use your regional list vote?

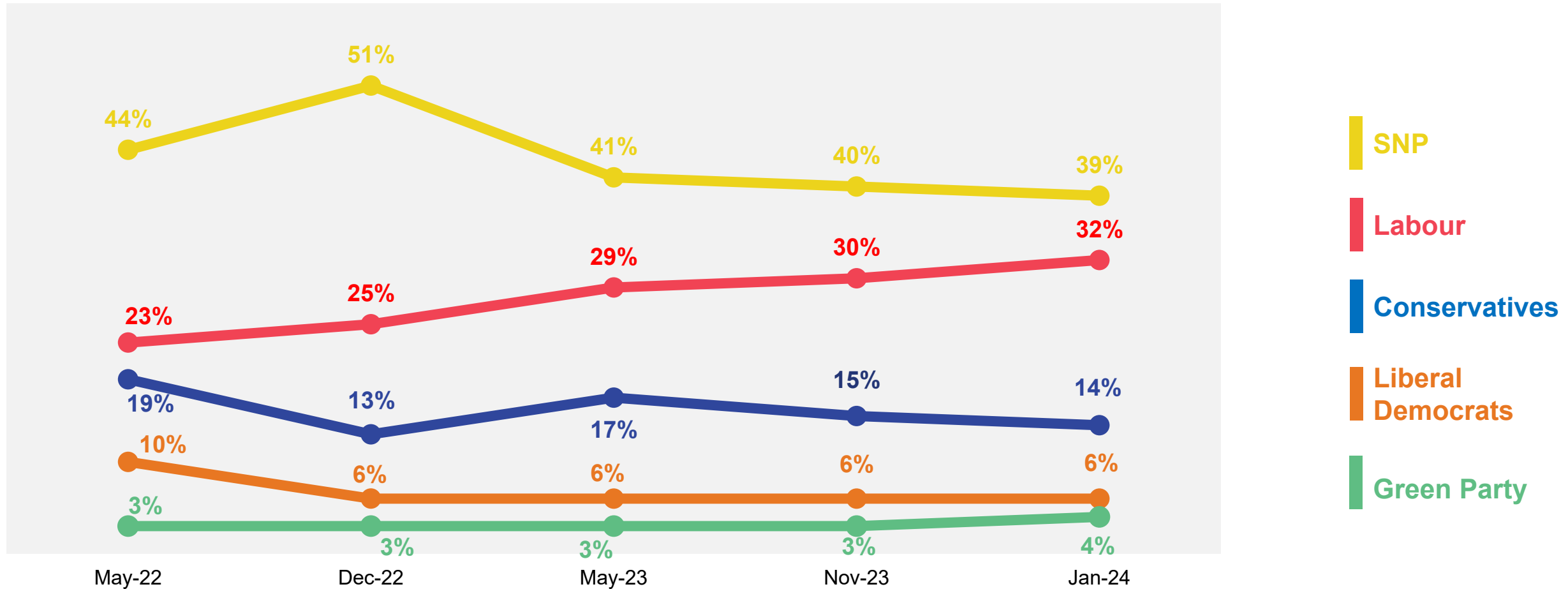


Base: 1,005 Scottish adults 16+, 25 – 31 January 2024; Headline voting intention: all expressing a voting intention and at least 9/10 likely to vote and usually/always vote/it depends (630); All expressing a voting intention (864). Margin of error is displayed at +/- 4%. All polls are subject to a wide range of potential sources of error. On the basis of the historical record of the polls at recent Scottish Parliament elections, there is a 9 in 10 chance that the true value of a party's support lies within 4 points of the estimates provided by this poll, and a 2 in 3 chance that they lie within 2 points. This is especially important to keep in mind when calculating party lead figures.

Source: Ipsos | Scottish Political Monitor

Westminster Voting Intention: Trends | May 2022 – January 2024

How would you vote if there were a General Election tomorrow?



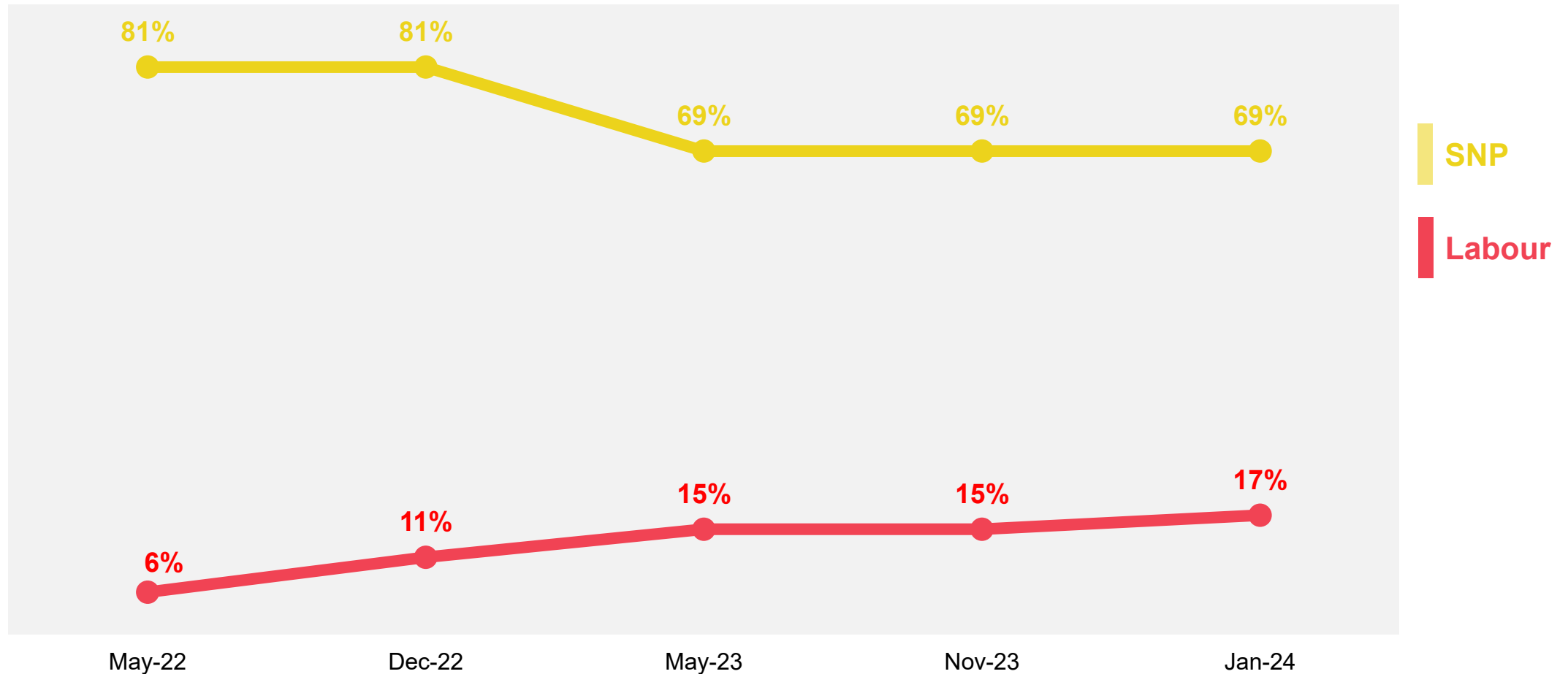
Base: c.1,000 Scottish adults 18+; Headline voting intention: all expressing a voting intention and at least 9/10 likely to vote and usually/always vote/it depends (January 2024: 619; November 2023: 658; May 2023: 720; November/December 2022: 770; May 2022: 651)

Source: Ipsos | Scottish Political Monitor



Trends in SNP and Labour General Election voting intention among 2014 Yes voters | May 2022 – January 2024

How would you vote if there were a General Election tomorrow?



Base: c.1,000 Scottish adults 18+; Headline voting intention: 2014 Yes voters who are 9/10 (out of 10) likely to vote at General Elections AND usually/always vote/it depends at General Elections (January 2024: 296; November 2023: 308; May 2023: 335; Nov/Dec 2022: 393; May 2022: 267).

Source: Ipsos | Scottish Political Monitor

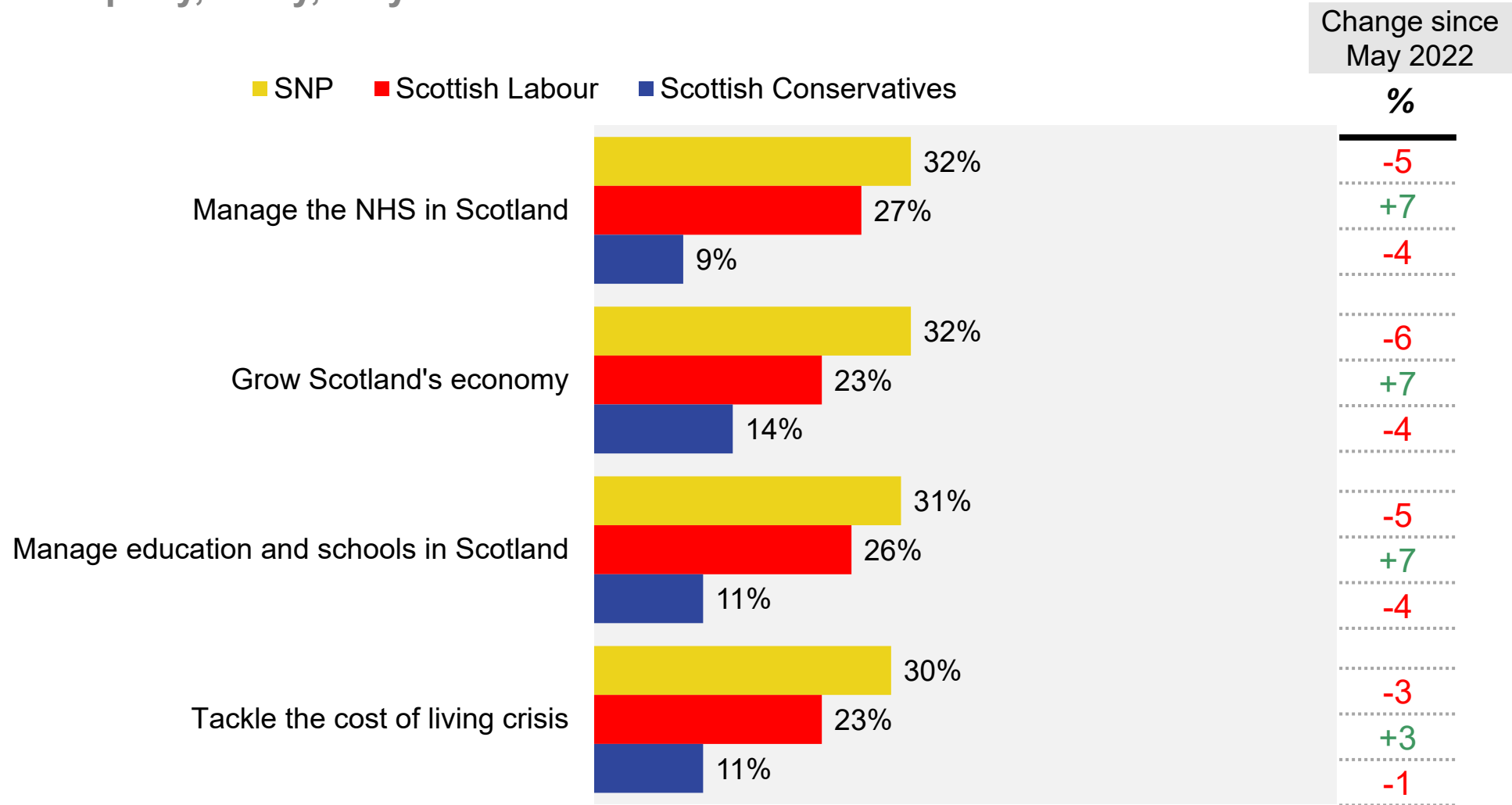


TRUST IN PARTIES TO ADDRESS KEY ISSUES IN SCOTLAND



Trust in parties, by issue

Which party, if any, do you trust most to....?



Base: 1,005 Scottish adults 16+, 25 – 31 January 2024 | Base: 1,000 Scottish adults 16+, 23 - 29 May 2022

Source: Ipsos | Scottish Political Monitor



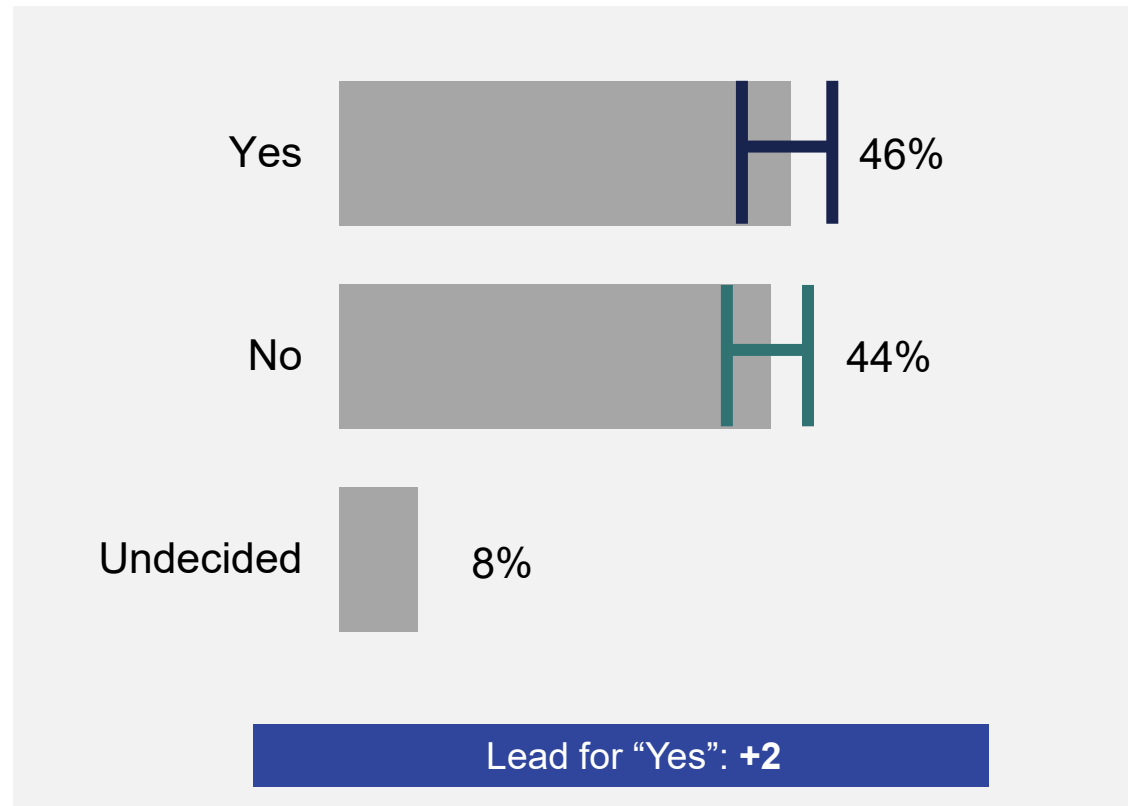


VIEWS ON INDEPENDENCE

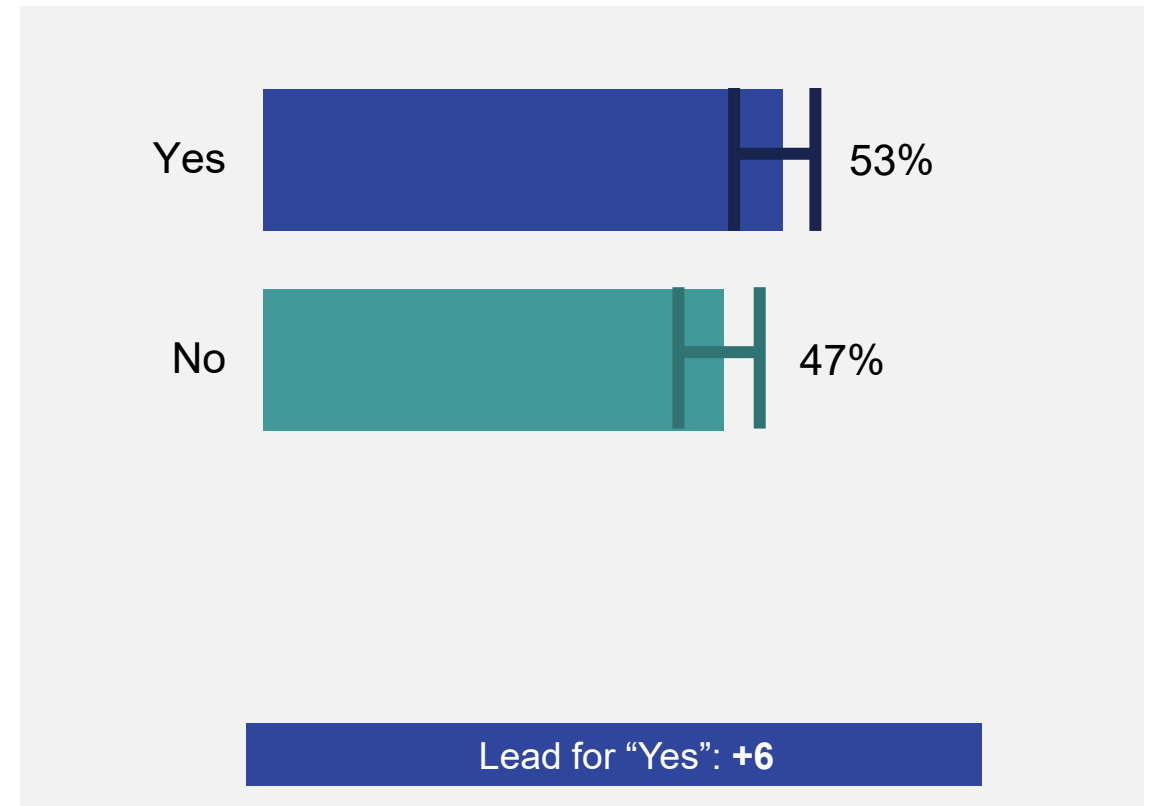
Support for Scottish independence: January 2024

If a referendum were held tomorrow about Scotland's constitutional future, how would you vote in response to the following question: Should Scotland be an independent country?

Among all



All likely to vote and expressing a voting intention



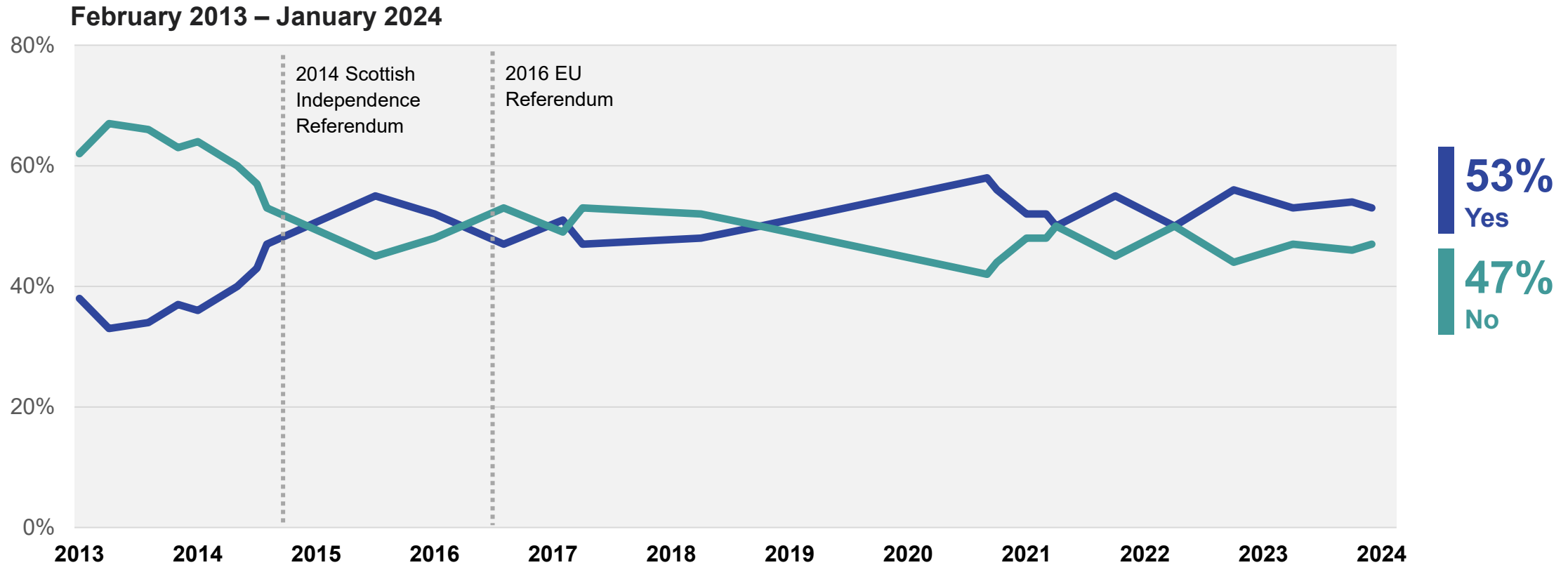
Base: All Scottish adults aged 16+ (1,005); All Scottish adults 16+ who are at least 9/10 likely to vote in a Scottish independence referendum and expressing a voting intention (804). Margin of error is displayed at +/- 4%.

Source: Ipsos | Scottish Political Monitor



Support for Scottish independence: Change over time

If a referendum were held tomorrow about Scotland's constitutional future, how would you vote in response to the following question: Should Scotland be an independent country?



Base: c.1,000 Scottish adults aged 16+ per wave. Based on all likely to vote, excluding undecideds/don't knows

Source: Ipsos | Scottish Political Monitor

Technical note

Ipsos interviewed a representative sample of 1,005 adults aged 16+ across Scotland. Interviews were conducted by telephone: 25 – 31 January 2024. Data are weighted by age, sex, region, social grade, tenure, working status, work sector, education and country of birth to match the profile of the population.

Where percentages do not sum to 100 this may be due to computer rounding, the exclusion of “don’t know” categories, or multiple answers. An asterisk (*) denotes any value of less than half a per cent.



Scottish Political Monitor, February 2024

For more information

Emily Gray
Managing Director, Ipsos Scotland
Emily.Gray@ipsos.com

Rachel Ormston
Research Director, Ipsos Scotland
Rachel.Ormston@ipsos.com

Laoise Rogers
Graduate Research Executive, Ipsos Scotland
Laoise.Rogers@ipsos.com

Sally Abernethy
Research Manager, Ipsos Scotland
Sally.Abernethy@ipsos.com

Alex Walker
Graduate Research Executive, Ipsos Scotland
Alex.Walker@ipsos.com

