

# WHAT WORRIES THE WORLD?

February 2024

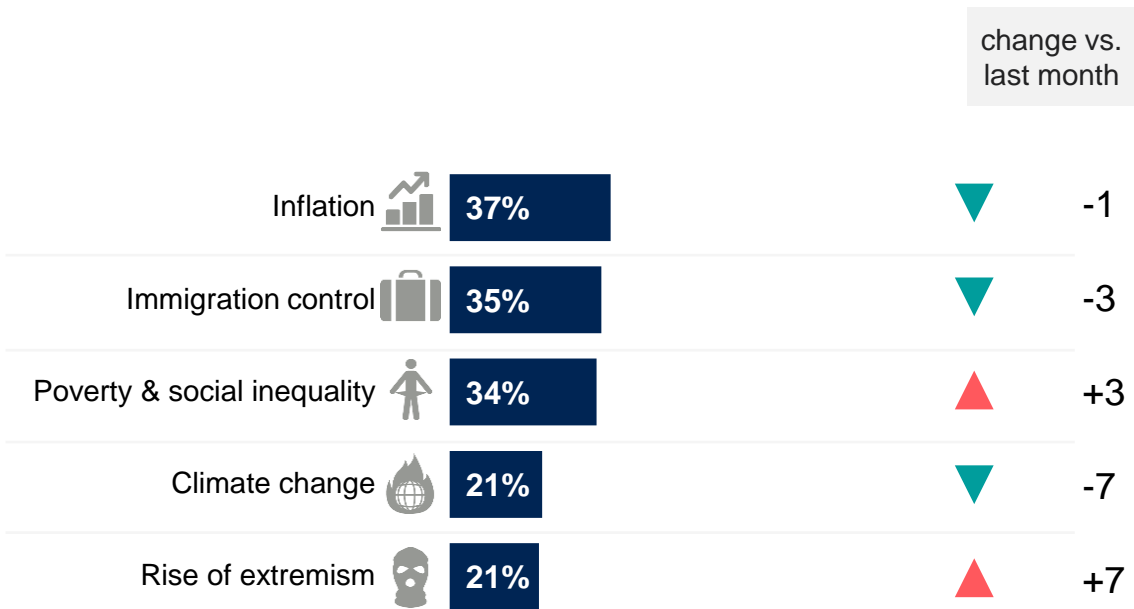


**GAME CHANGERS**

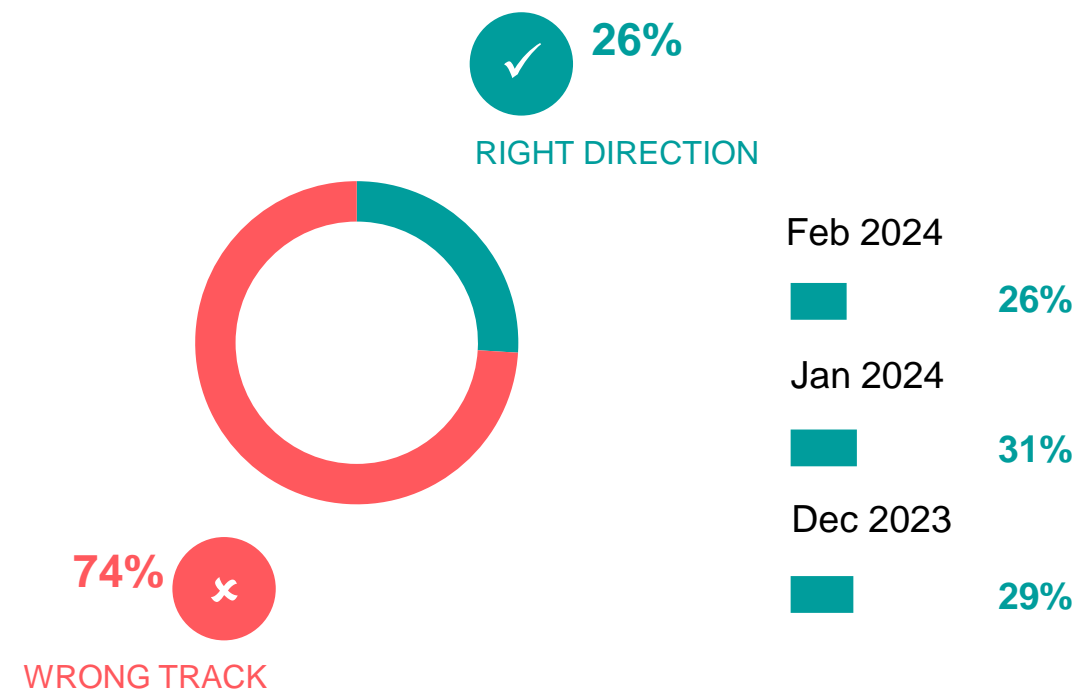


# GERMANY SUMMARY: FEBRUARY 2024

Q: Which three of the following topics do you find the most worrying in your country?



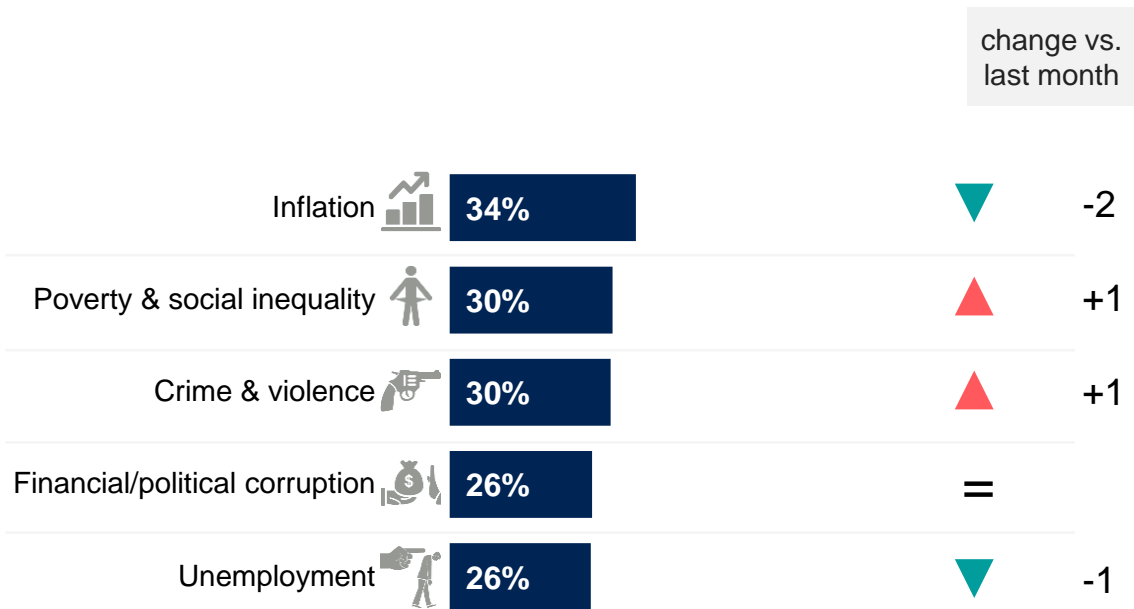
Q: Generally speaking, would you say things in this country are heading in the right direction, or are they off on the wrong track?



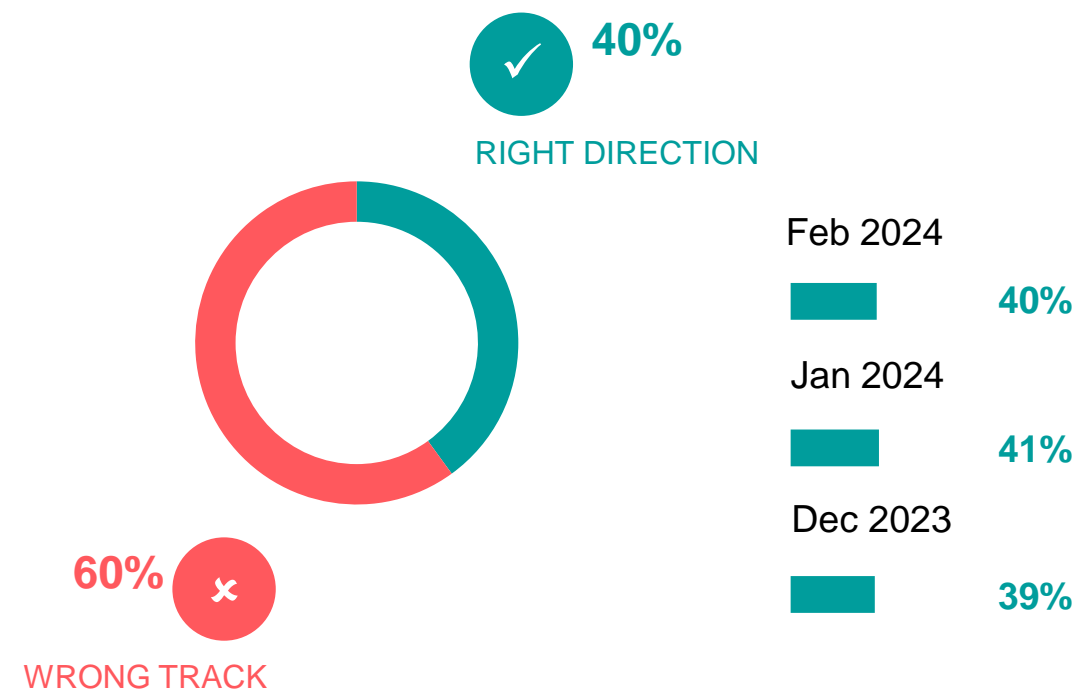
**Base:** Representative sample of German adults aged 16-74. c.1000 per month.  
**Source:** Global Advisor. *Global score is a Global Country Average. See methodology for details.*

# WORLD SUMMARY: FEBRUARY 2024

Q: Which three of the following topics do you find the most worrying in your country?



Q: Generally speaking, would you say things in this country are heading in the right direction, or are they off on the wrong track?



**Base:** Representative sample of global adults aged 16-74. c.25,292 per month.  
**Source:** Global Advisor. *Global score is a Global Country Average. See methodology for details.*

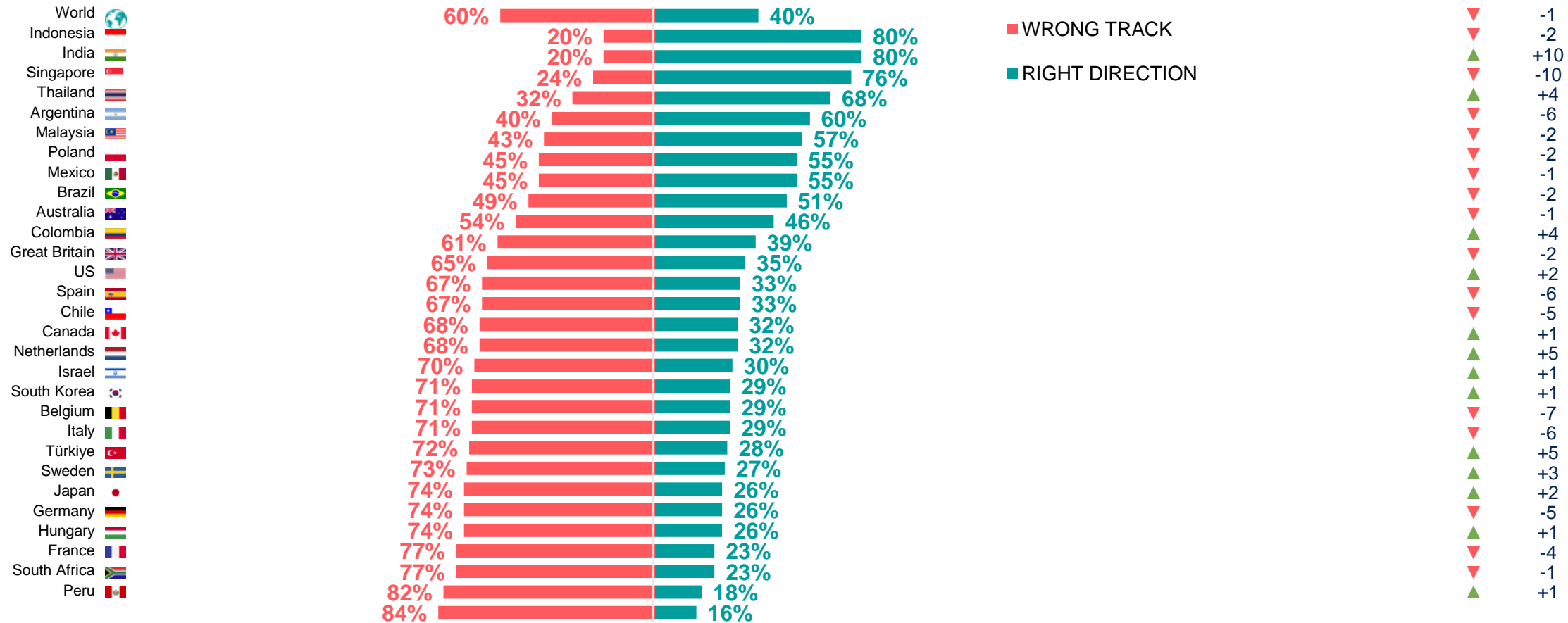
# RIGHT DIRECTION WRONG TRACK

- Country comparisons
- Trends over time: Germany
- Trends over time: World

# COUNTRY COMPARISON

## RIGHT DIRECTION/WRONG TRACK

% change compared  
with previous month:  
**Jan 2024**

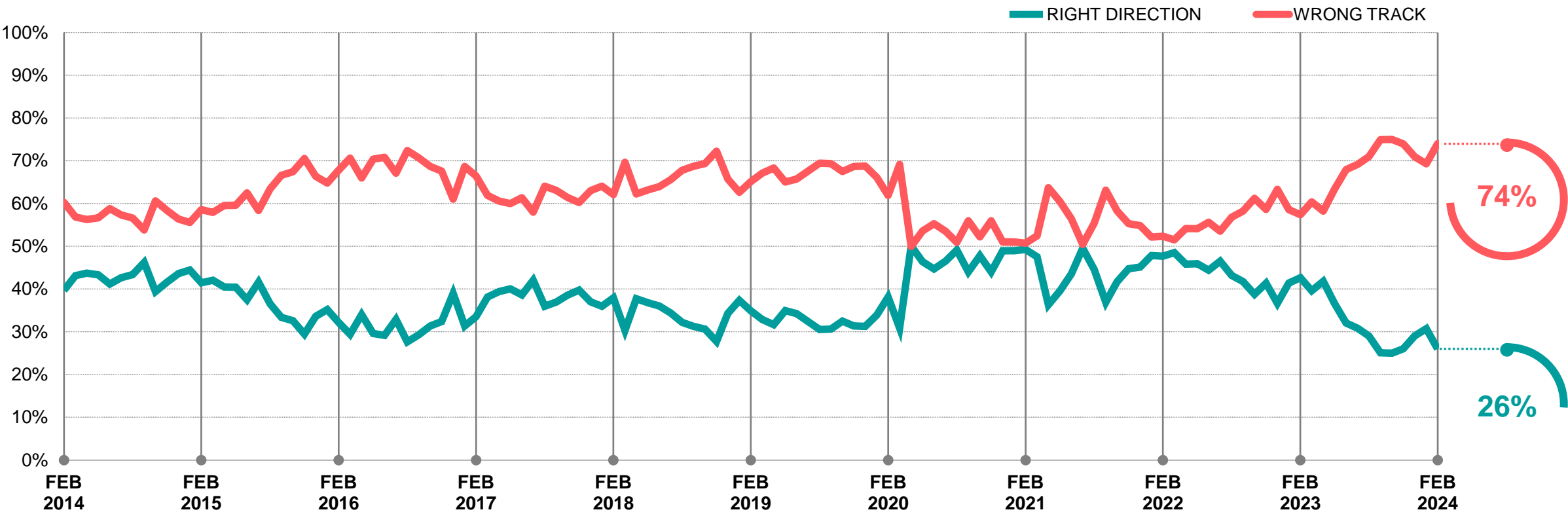


**Base:** Representative sample of c.25,292 adults aged 16-74 in 29 participating countries, January 26th 2024 - February 9th 2024..

**Source:** Global Advisor. *Global score is a Global Country Average. See methodology for details.*

# GERMANY: RIGHT DIRECTION/ WRONG TRACK

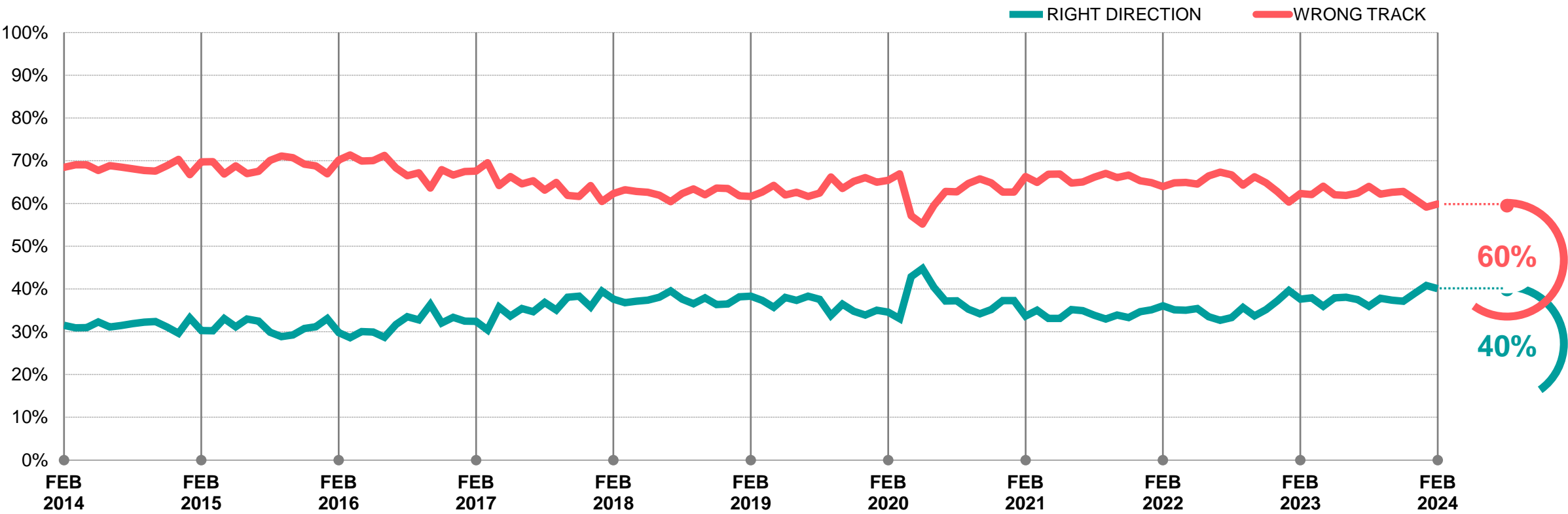
Generally speaking, would you say things in this country are heading in the right direction, or are they off on the wrong track?



**Base:** Representative sample of German adults aged 16-74. c.1000 per month.  
**Source:** Global Advisor. *Global score is a Global Country Average. See methodology for details.*

# WORLD: RIGHT DIRECTION/ WRONG TRACK

Generally speaking, would you say things in this country are heading in the right direction, or are they off on the wrong track?



**Base:** Representative sample of global adults aged 16-74. c.25,292 per month.

**Source:** Global Advisor. *Global score is a Global Country Average. See methodology for details.*

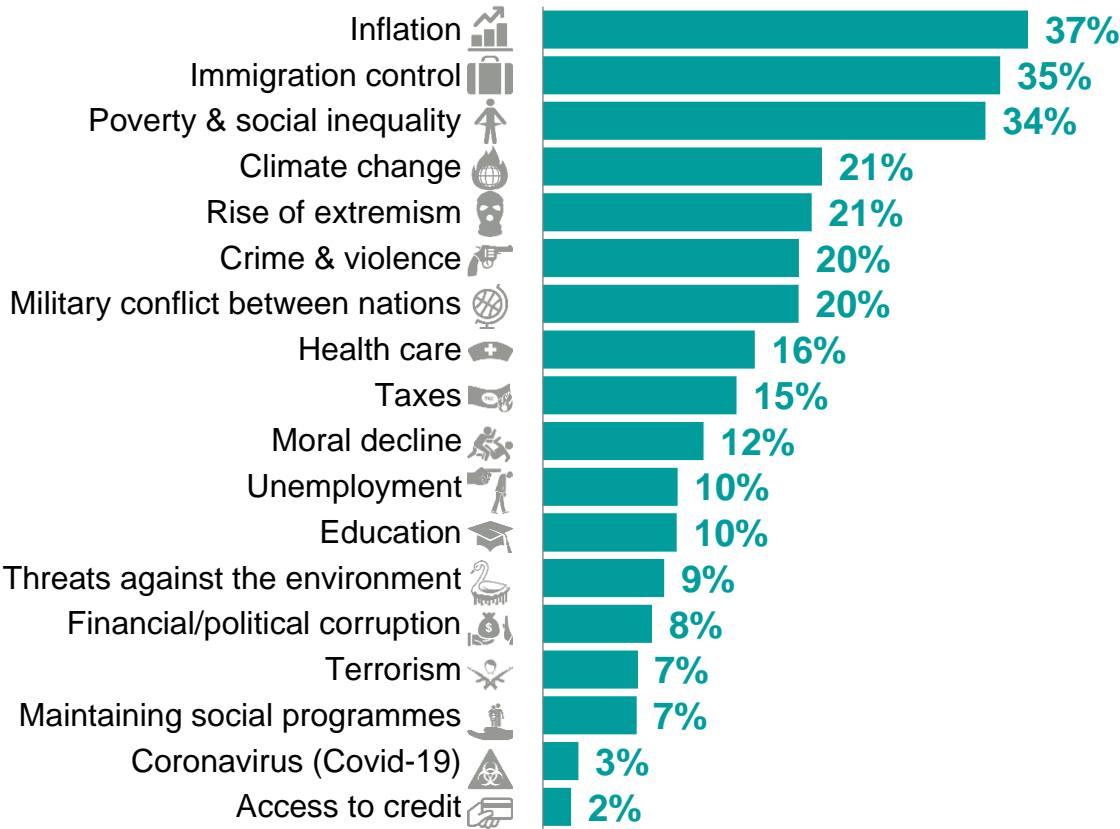
# GERMANY'S WORRIES

- Germany's top worries
- World's top worries
- Trends over time for worries: Germany & World

# GERMANY'S WORRIES

Which three of the following topics do you find the most worrying in your country?

## Mentioned in February 2024 (%)



% change compared with previous month:

## Jan 2024

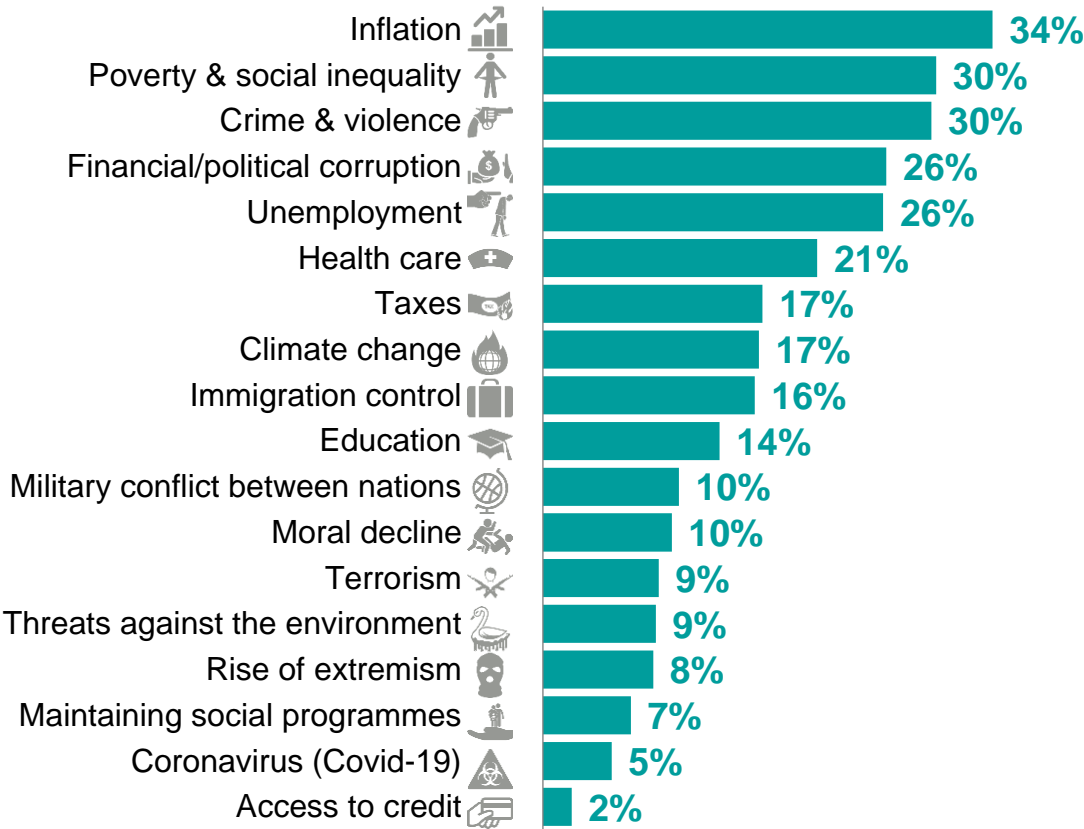
▼	-1
▼	-3
▲	+3
▼	-7
▲	+7
▲	+3
▲	+5
▼	-2
▼	-1
▲	+2
=	
=	
▼	-1
▼	-1
▼	-4
▼	-1
▼	-3
=	

**Base:** Representative sample of German adults aged 16-74. February 2024: 1000.  
**Source:** Global Advisor. *Global score is a Global Country Average. See methodology for details.*

# WORLD WORRIES

Which three of the following topics do you find the most worrying in your country?

## Mentioned in February 2024 (%)



% change compared with previous month:

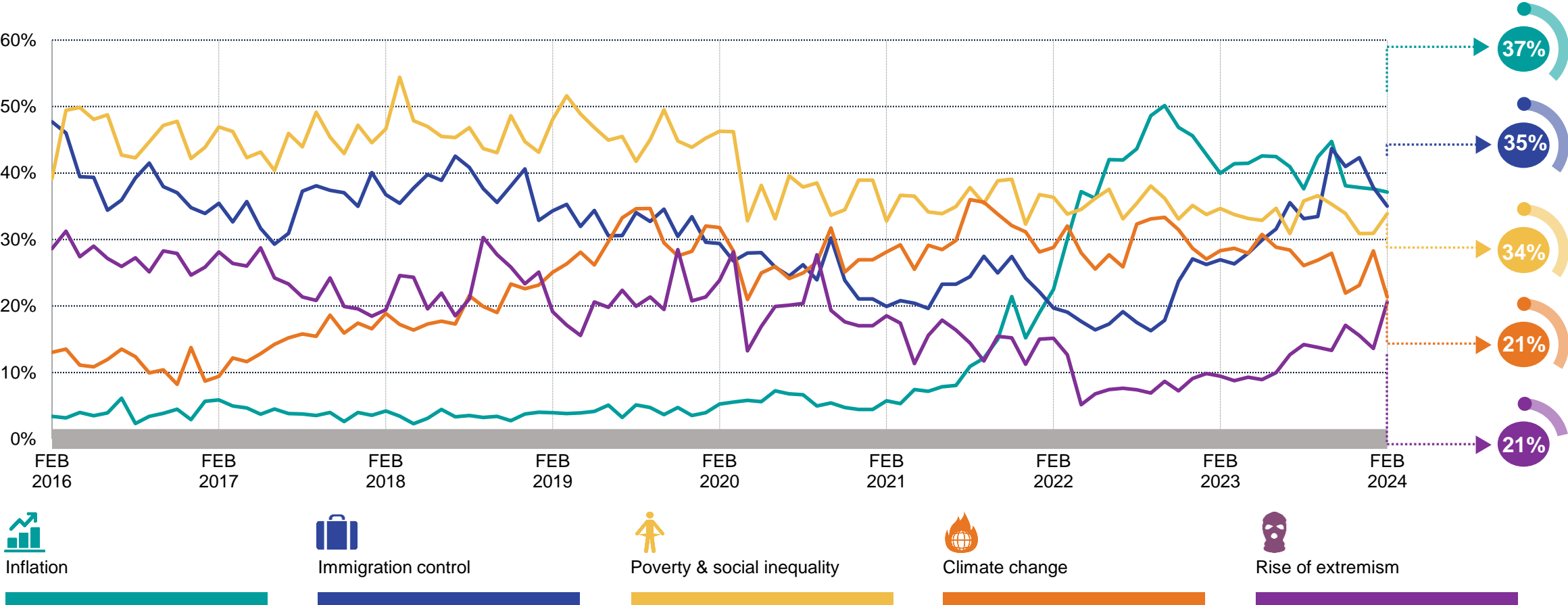
## Jan 2024

▼	-2
▲	+1
▲	+1
=	
▼	-1
=	
▲	+1
▲	+1
▲	+1
=	
▲	+1
▼	-1
=	
▲	+1
=	
=	
▼	-2
▼	-1

Base: Representative sample of global adults aged 16-74. February 2024: 25,292.  
Source: Global Advisor. Global score is a Global Country Average. See methodology for details.

# GERMANY'S CURRENT TOP 5 WORRIES: LONG-TERM TRENDS

Which three of the following topics do you find the most worrying in your country?

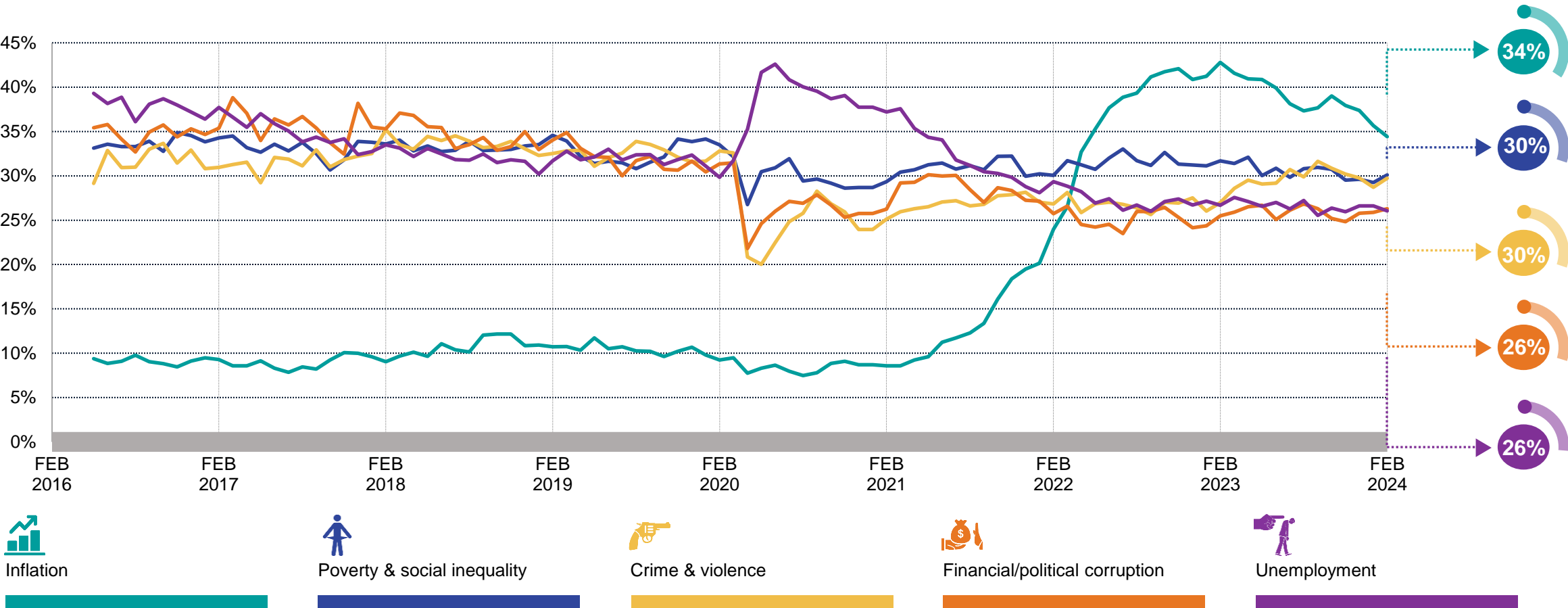


**Base:** Representative sample of German adults aged 16-74. c.1000 per month.

**Source:** Global Advisor. *Global score is a Global Country Average. See methodology for details.*

# THE WORLD'S CURRENT TOP 5 WORRIES: LONG-TERM TRENDS

Which three of the following topics do you find the most worrying in your country?



**Base:** Representative sample of adults aged 16-74. c.25,292 per month.

**Source:** Global Advisor. *Global score is a Global Country Average. See methodology for details.*

# WORLD WORRIES COUNTRY COMPARISON

- Top concern by country
- Top 3 concerns by country
- Country comparison of Germany's top 5 concerns

1 | INFLATION

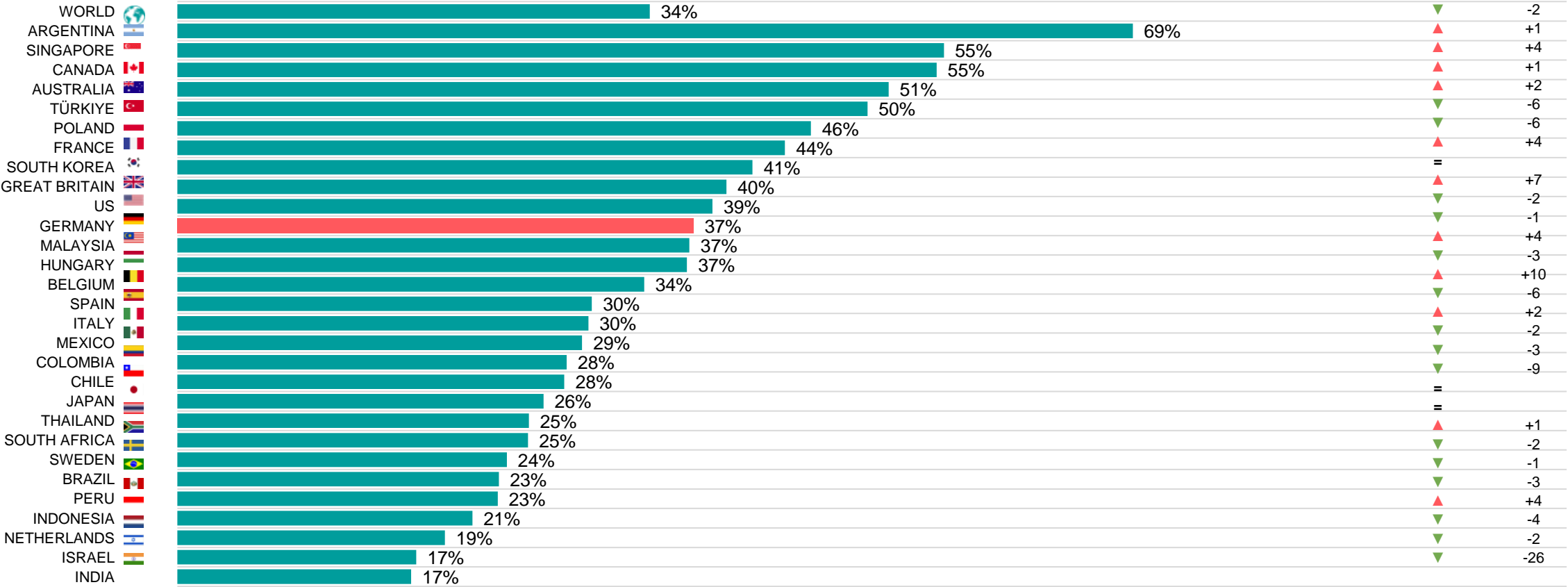
GERMANY VS. GLOBAL

Which three of the following topics do you find the most worrying in your country?

% change compared with previous month:

January 2024

(%) worried in February 2024 in each country



Base: Representative sample of adults aged 16-74 in 29 countries. February 2024: 25,292.

Source: Global Advisor. Global score is a Global Country Average. See methodology for details.

## 2 | POVERTY & SOCIAL INEQUALITY

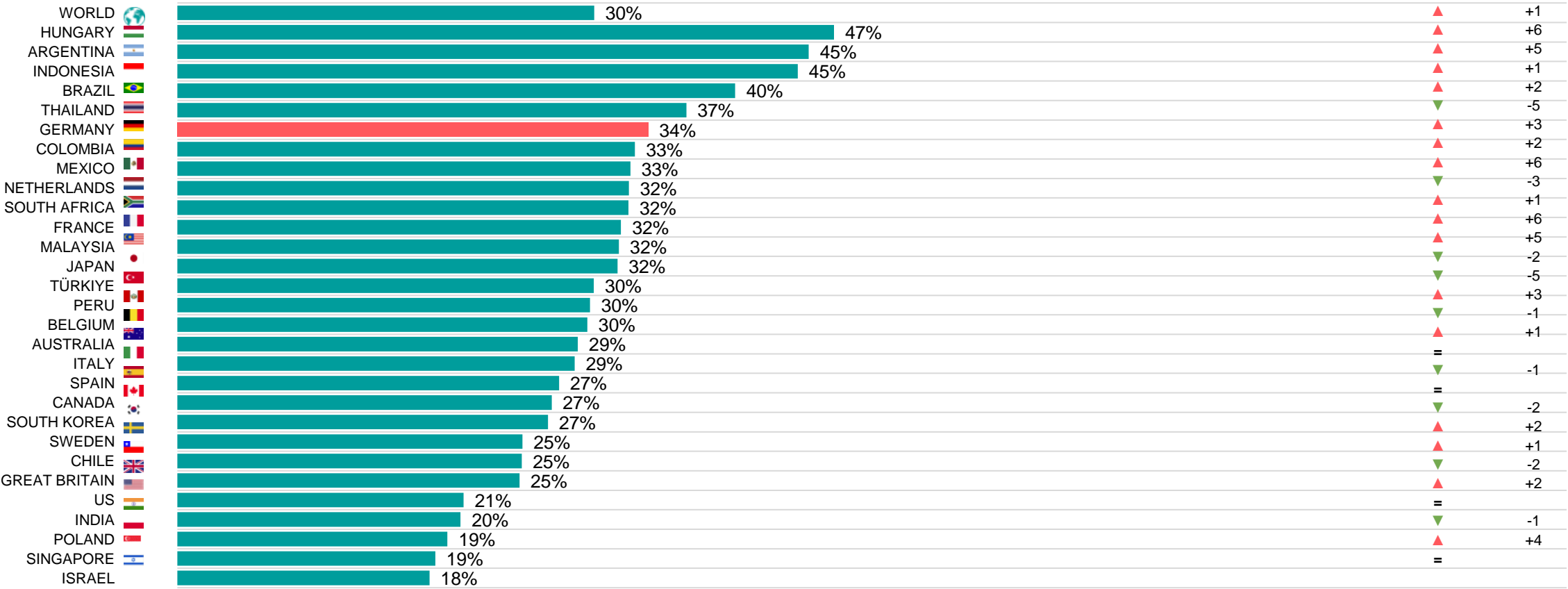
### GERMANY VS. GLOBAL

Which three of the following topics do you find the most worrying in your country?

% change compared with previous month:

January 2024

(%) worried in February 2024 in each country



**Base:** Representative sample of adults aged 16-74 in 29 countries. February 2024: 25,292.  
**Source:** Global Advisor. *Global score is a Global Country Average. See methodology for details.*

### 3 | CRIME & VIOLENCE

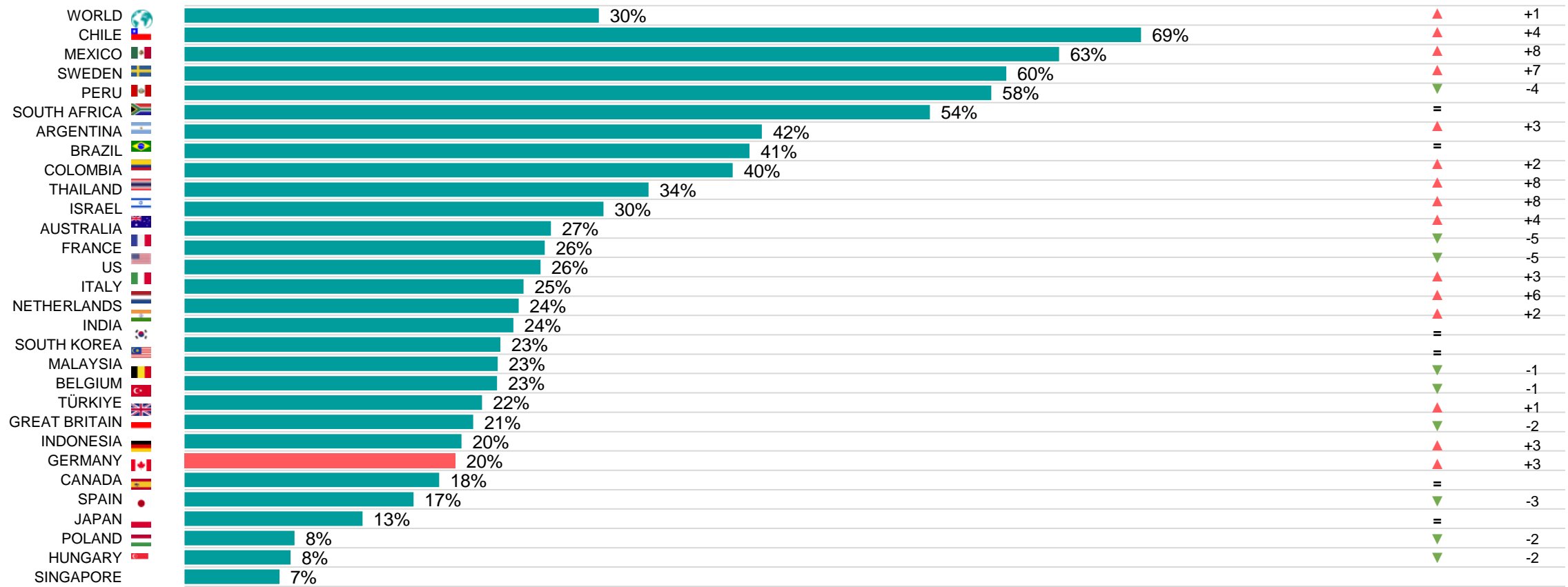
## GERMANY VS. GLOBAL

Which three of the following topics do you find the most worrying in your country?

% change compared  
with previous month:

January 2024

(%) worried in February 2024 in each country



Base: Representative sample of adults aged 16-74 in 29 countries. February 2024: 25,292.

Source: Global Advisor. Global score is a Global Country Average. See methodology for details.

# 4 | FINANCIAL/POLITICAL CORRUPTION

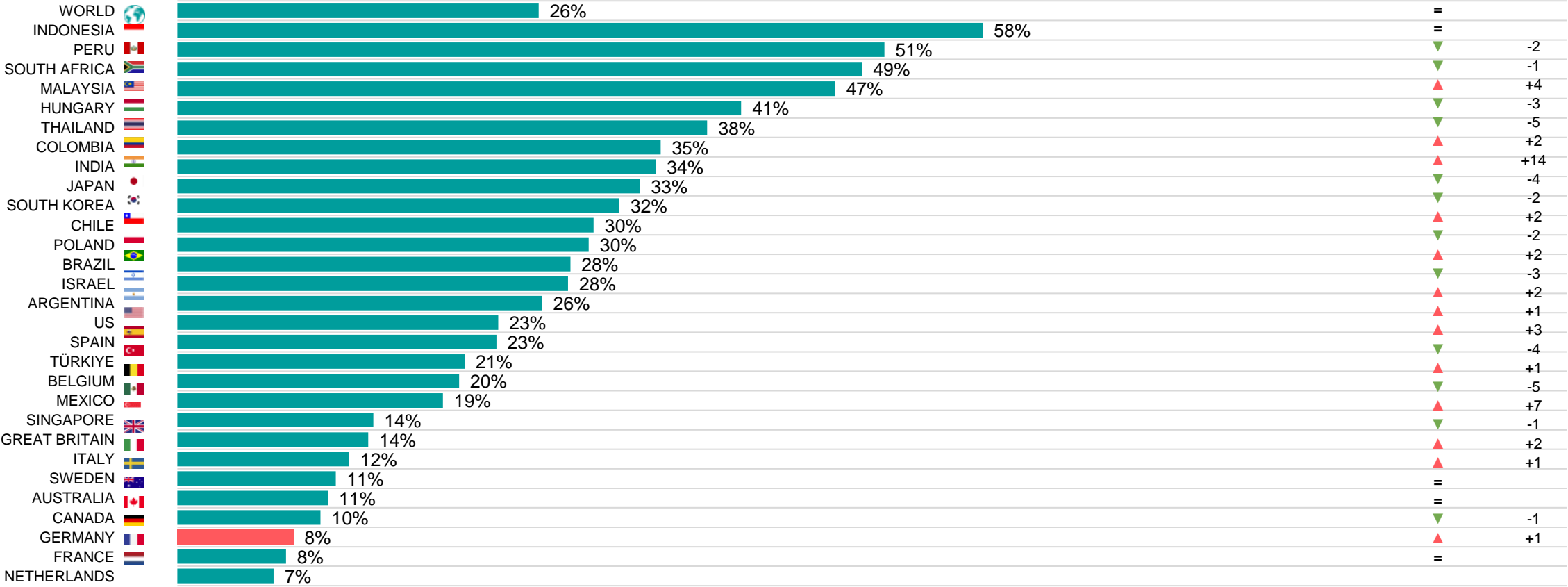
## GERMANY VS. GLOBAL

Which three of the following topics do you find the most worrying in your country?

% change compared with previous month:

January 2024

(%) worried in February 2024 in each country



**Base:** Representative sample of adults aged 16-74 in 29 countries. February 2024: 25,292.  
**Source:** Global Advisor. *Global score is a Global Country Average. See methodology for details.*

# 5 | UNEMPLOYMENT

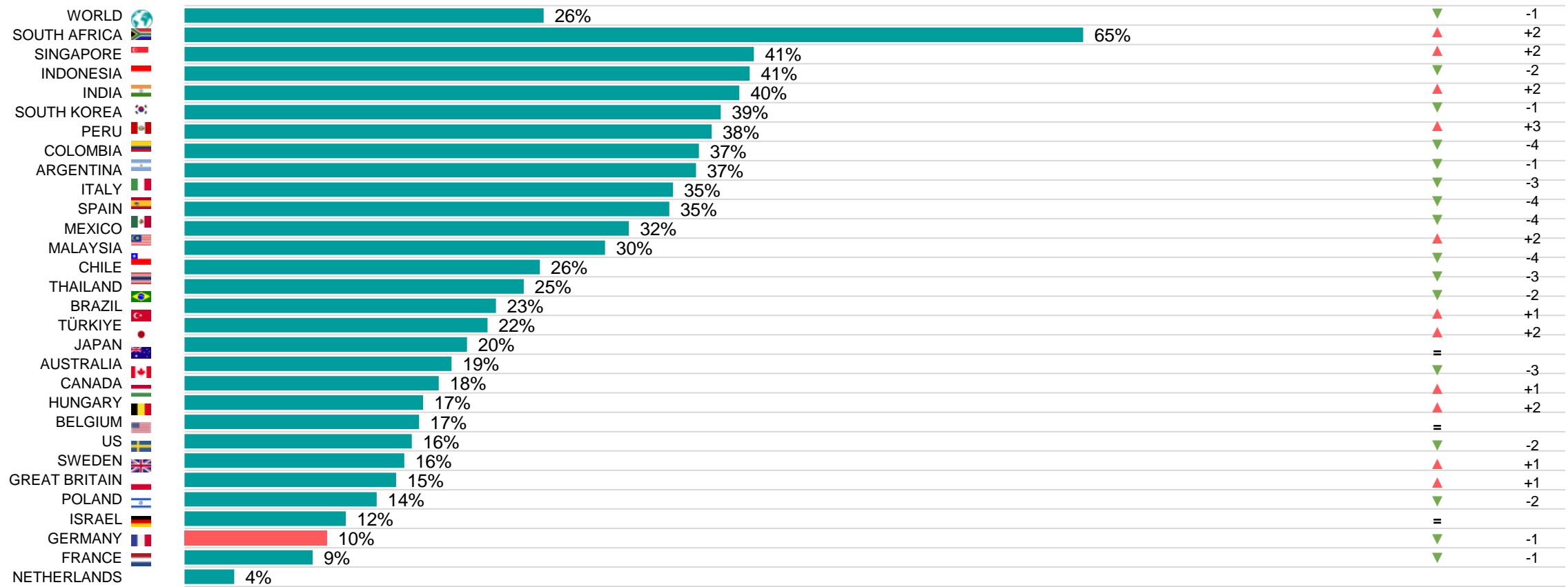
## GERMANY VS. GLOBAL

Which three of the following topics do you find the most worrying in your country?

% change compared with previous month:

January 2024

(%) worried in February 2024 in each country



Base: Representative sample of adults aged 16-74 in 29 countries. February 2024: 25,292.

Source: Global Advisor. Global score is a Global Country Average. See methodology for details.

# WORLD WORRIES COUNTRY COMPARISON

Country comparison of all 18 concerns

# 1 | INFLATION

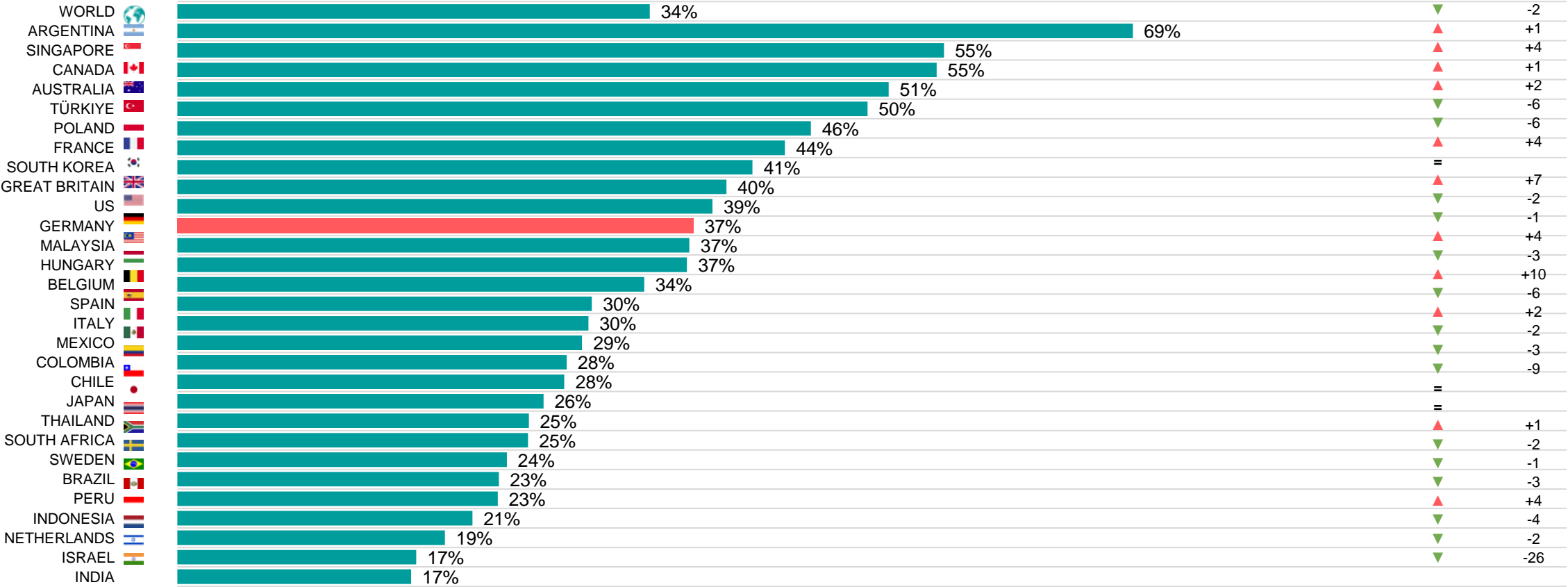
## WORLD WORRIES

Which three of the following topics do you find the most worrying in your country?

% change compared with previous month:

January 2024

(%) worried in February 2024 in each country



**Base:** Representative sample of adults aged 16-74 in 29 countries. February 2024: 25,292.  
**Source:** Global Advisor. *Global score is a Global Country Average. See methodology for details.*

# 2 | POVERTY & SOCIAL INEQUALITY

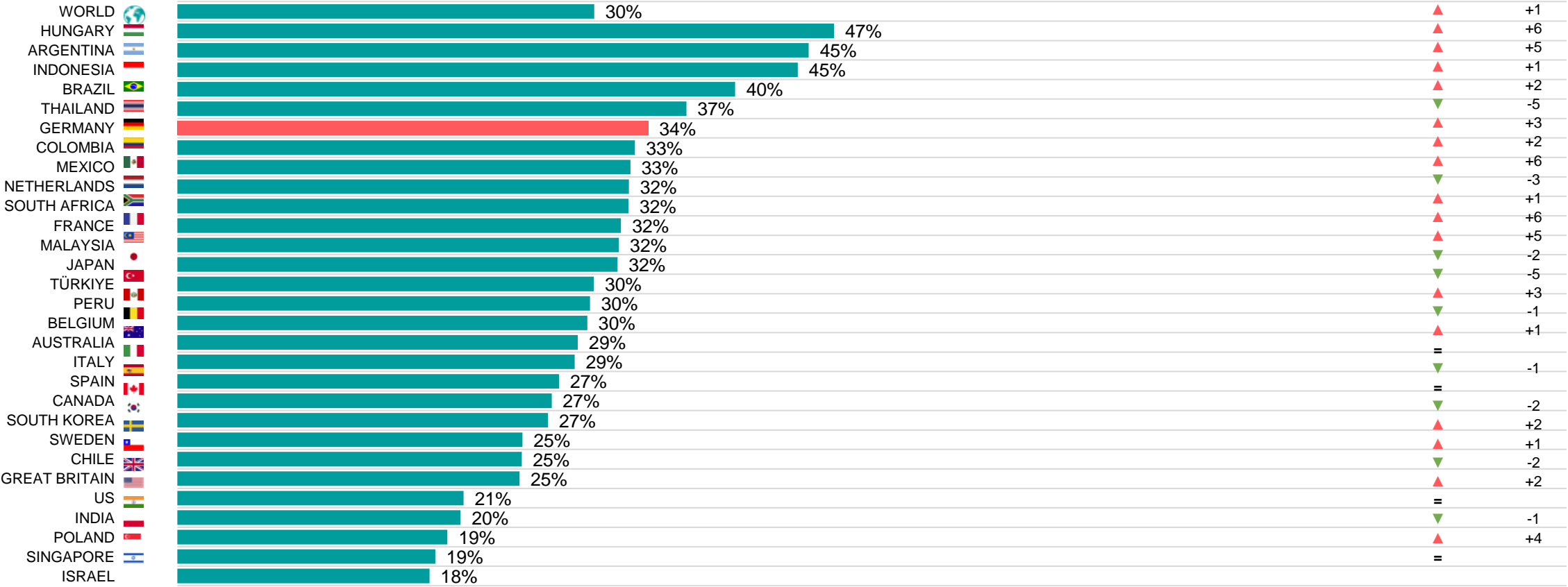
## WORLD WORRIES

Which three of the following topics do you find the most worrying in your country?

% change compared with previous month:

January 2024

(%) worried in February 2024 in each country



**Base:** Representative sample of adults aged 16-74 in 29 countries. February 2024: 25,292.  
**Source:** Global Advisor. *Global score is a Global Country Average. See methodology for details.*

### 3 | CRIME & VIOLENCE

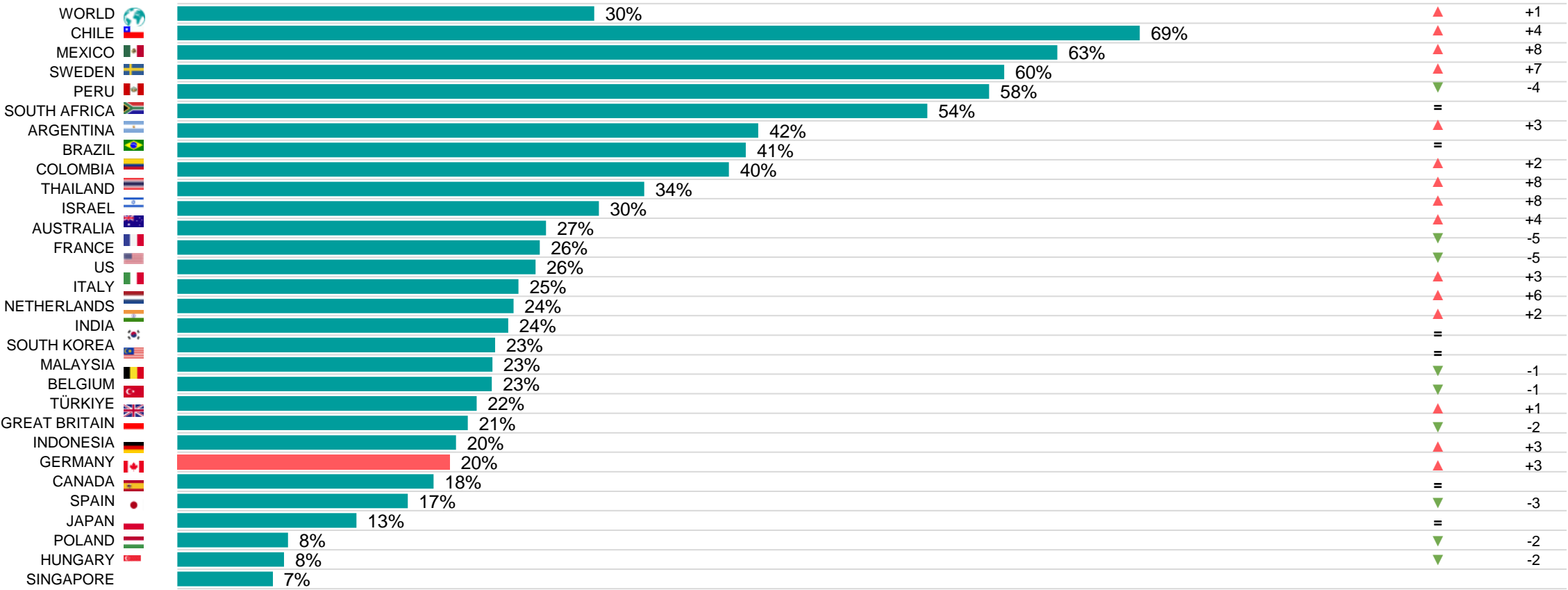
## WORLD WORRIES

Which three of the following topics do you find the most worrying in your country?

% change compared with previous month:

January 2024

(%) worried in February 2024 in each country



Base: Representative sample of adults aged 16-74 in 29 countries. February 2024: 25,292.

Source: Global Advisor. Global score is a Global Country Average. See methodology for details.

4 | FINANCIAL/POLITICAL CORRUPTION

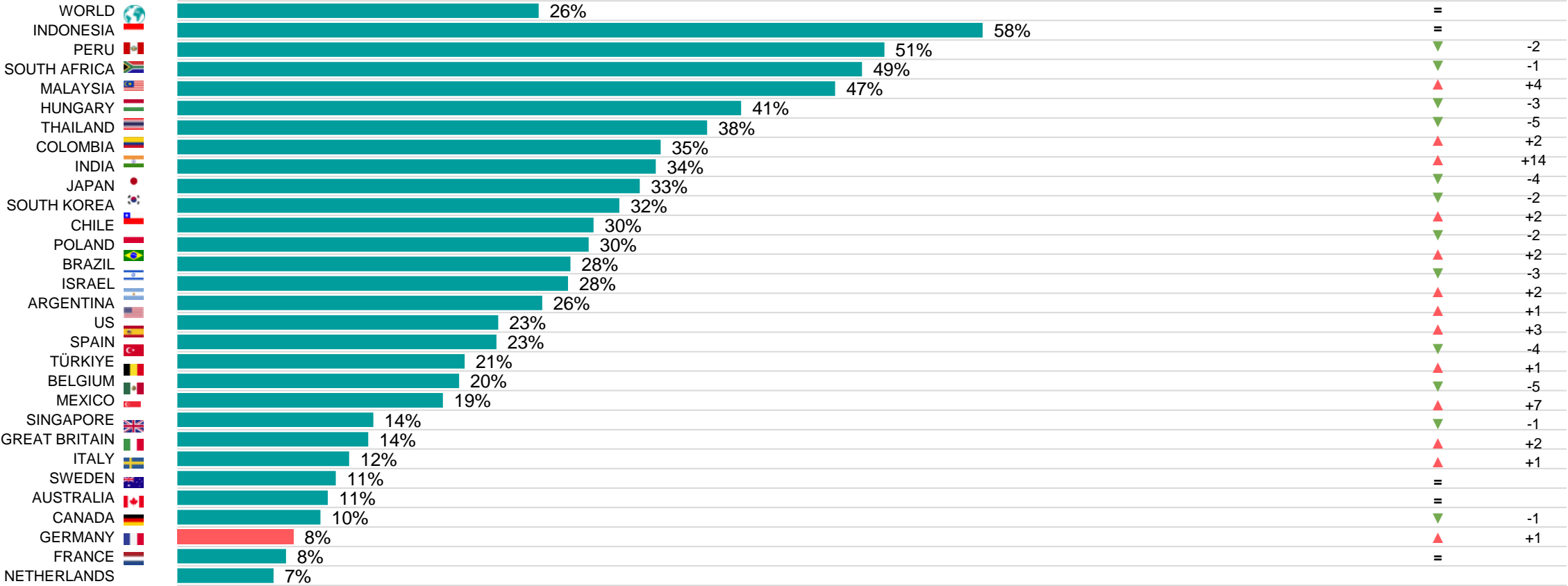
WORLD WORRIES

Which three of the following topics do you find the most worrying in your country?

% change compared with previous month:

January 2024

(%) worried in February 2024 in each country



Base: Representative sample of adults aged 16-74 in 29 countries. February 2024: 25,292.

Source: Global Advisor. Global score is a Global Country Average. See methodology for details.

# 5 | UNEMPLOYMENT

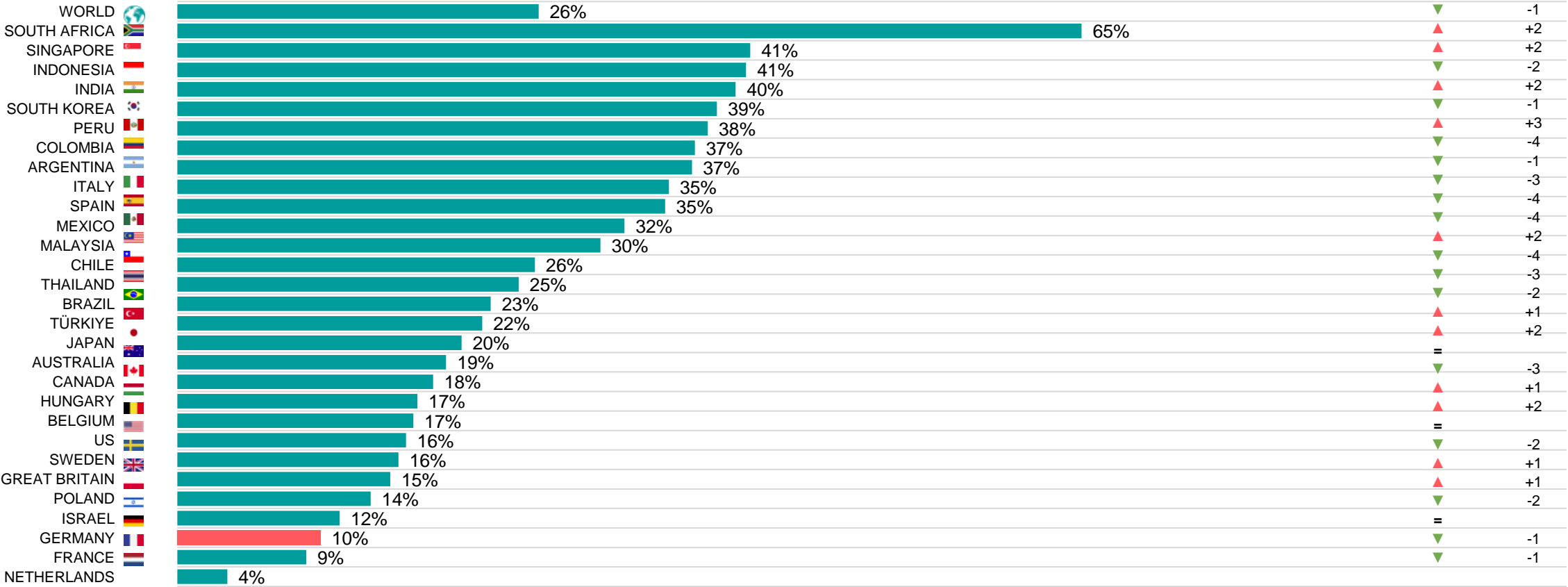
## WORLD WORRIES

Which three of the following topics do you find the most worrying in your country?

% change compared with previous month:

January 2024

(%) worried in February 2024 in each country



Base: Representative sample of adults aged 16-74 in 29 countries. February 2024: 25,292.  
Source: Global Advisor. Global score is a Global Country Average. See methodology for details.

# 6 | HEALTH CARE

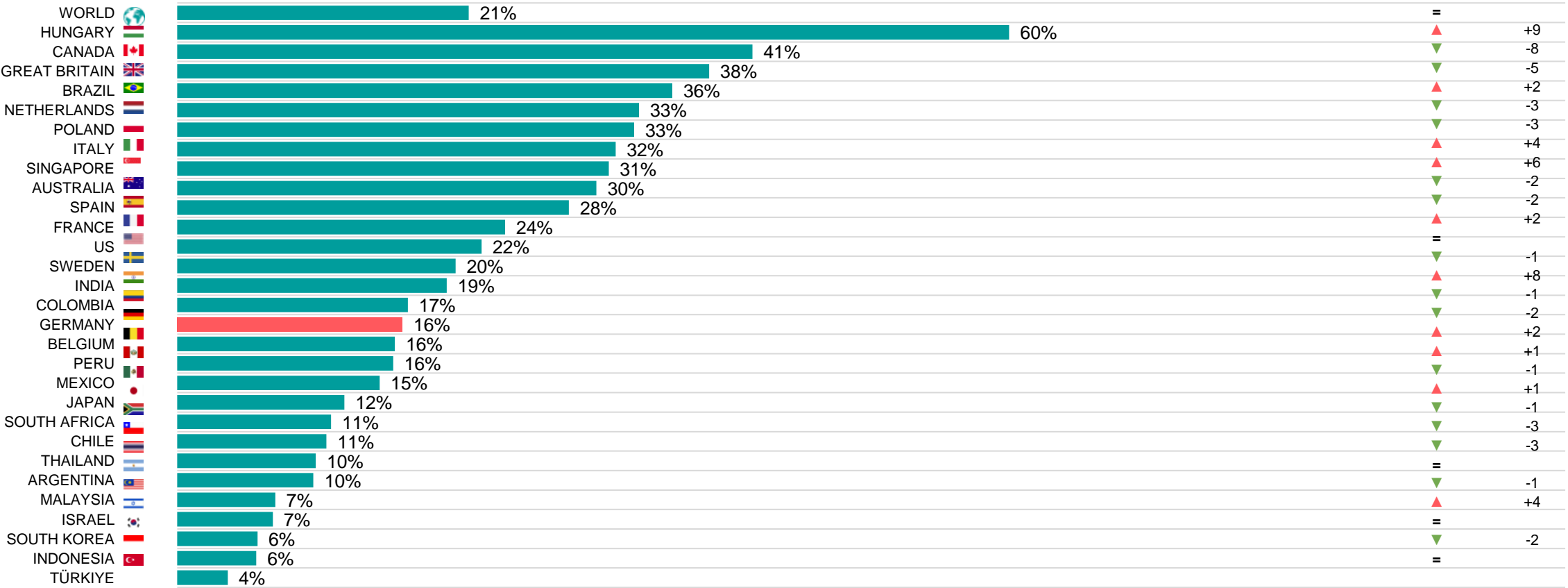
## WORLD WORRIES

Which three of the following topics do you find the most worrying in your country?

% change compared  
with previous month:

January 2024

(%) worried in February 2024 in each country



**Base:** Representative sample of adults aged 16-74 in 29 countries. February 2024: 25,292.  
**Source:** Global Advisor. *Global score is a Global Country Average. See methodology for details.*

7 | TAXES

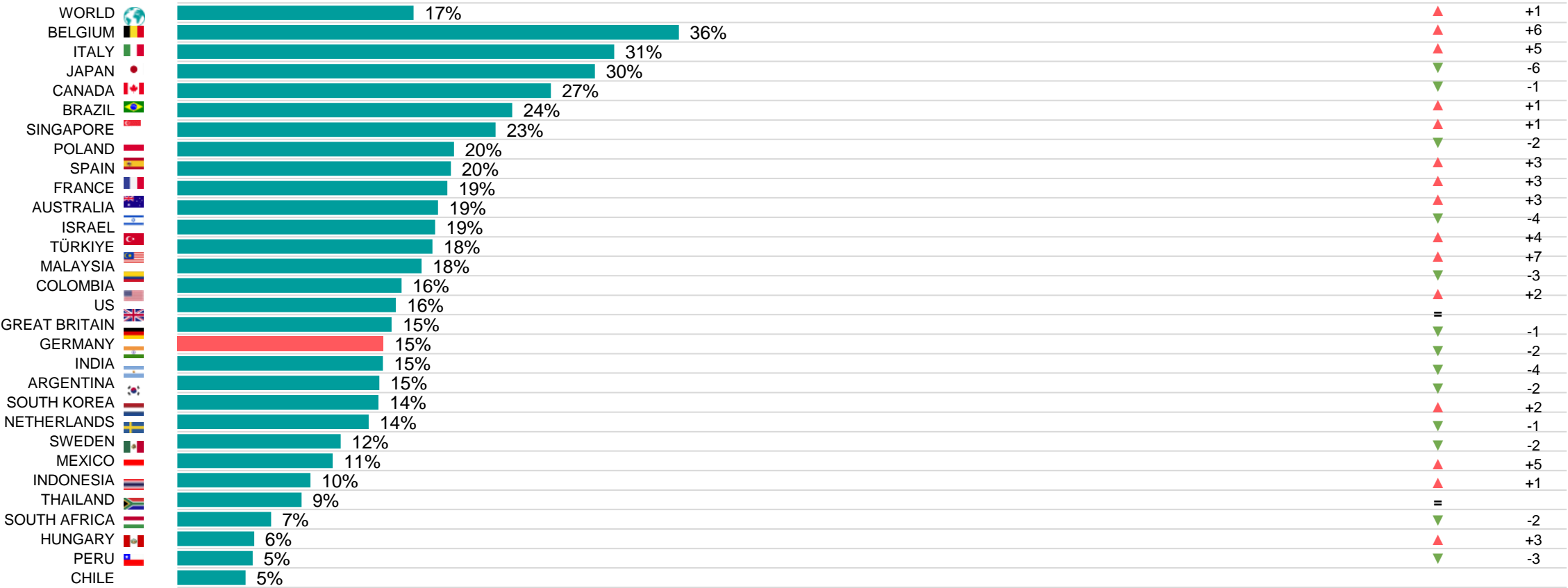
WORLD WORRIES

Which three of the following topics do you find the most worrying in your country?

% change compared with previous month:

January 2024

(%) worried in February 2024 in each country



Base: Representative sample of adults aged 16-74 in 29 countries. February 2024: 25,292.

Source: Global Advisor. Global score is a Global Country Average. See methodology for details.

# 8 | CLIMATE CHANGE

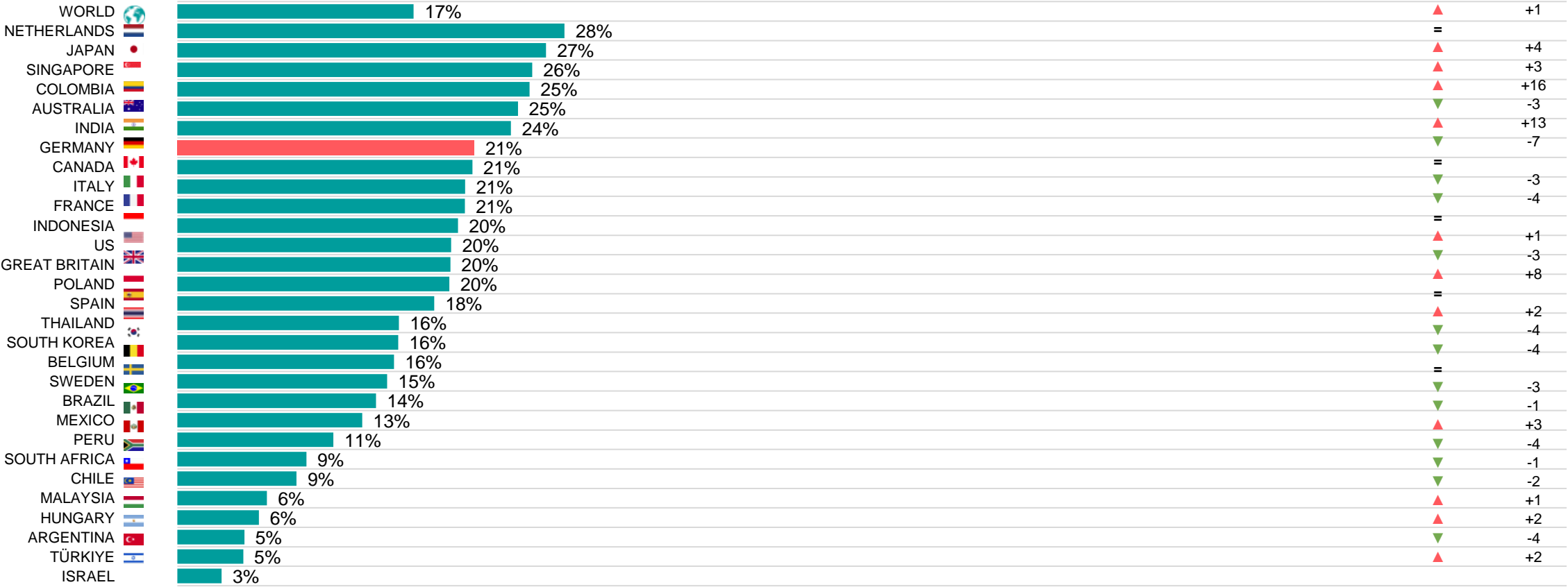
## WORLD WORRIES

Which three of the following topics do you find the most worrying in your country?

% change compared with previous month:

January 2024

(%) worried in February 2024 in each country



**Base:** Representative sample of adults aged 16-74 in 29 countries. February 2024: 25,292.  
**Source:** Global Advisor. *Global score is a Global Country Average. See methodology for details.*

9 | IMMIGRATION CONTROL

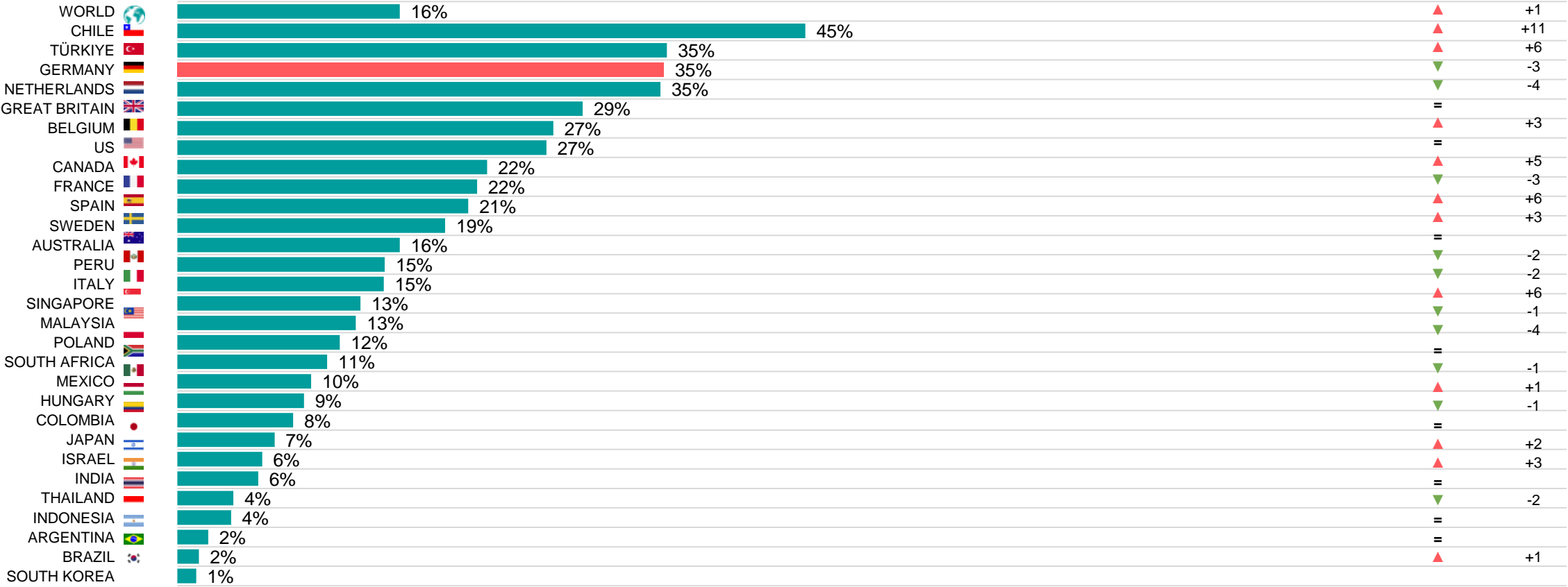
WORLD WORRIES

Which three of the following topics do you find the most worrying in your country?

% change compared with previous month:

January 2024

(%) worried in February 2024 in each country



Base: Representative sample of adults aged 16-74 in 29 countries. February 2024: 25,292.

Source: Global Advisor. Global score is a Global Country Average. See methodology for details.

10 | EDUCATION

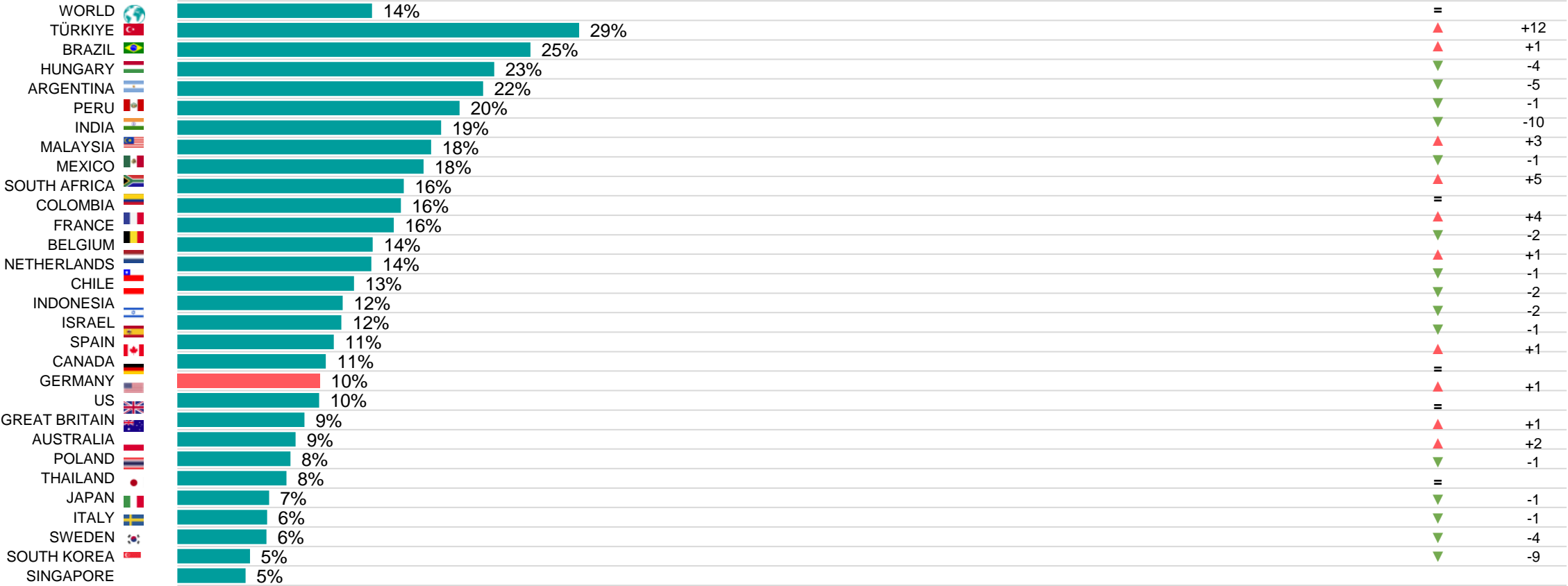
WORLD WORRIES

Which three of the following topics do you find the most worrying in your country?

% change compared with previous month:

January 2024

(%) worried in February 2024 in each country



Base: Representative sample of adults aged 16-74 in 29 countries. February 2024: 25,292.

Source: Global Advisor. Global score is a Global Country Average. See methodology for details.

# 11 | MILITARY CONFLICT BETWEEN NATIONS

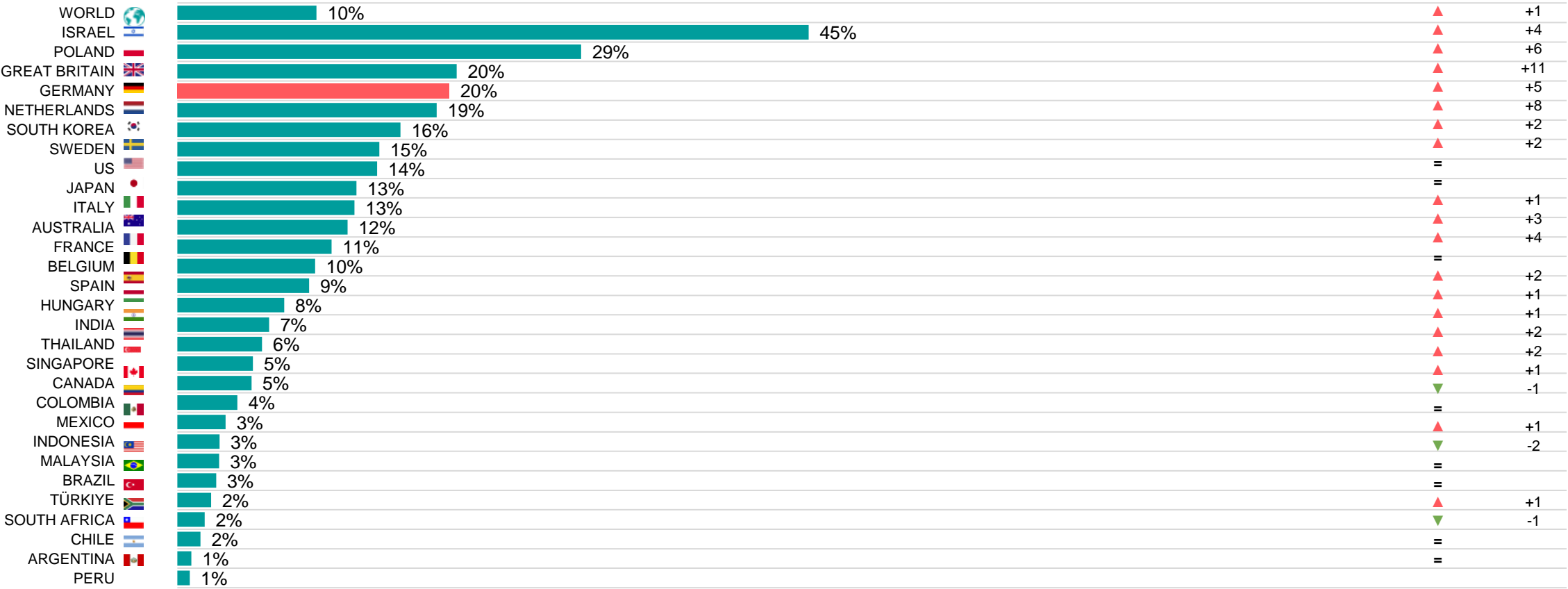
## WORLD WORRIES

Which three of the following topics do you find the most worrying in your country?

% change compared with previous month:

January 2024

(%) worried in February 2024 in each country



**Base:** Representative sample of adults aged 16-74 in 29 countries. February 2024: 25,292.  
**Source:** Global Advisor. *Global score is a Global Country Average. See methodology for details.*

# 12 | MORAL DECLINE

## WORLD WORRIES

Which three of the following topics do you find the most worrying in your country?

% change compared with previous month:

January 2024

(%) worried in February 2024 in each country



**Base:** Representative sample of adults aged 16-74 in 29 countries. February 2024: 25,292.  
**Source:** Global Advisor. *Global score is a Global Country Average. See methodology for details.*

# 13 | TERRORISM

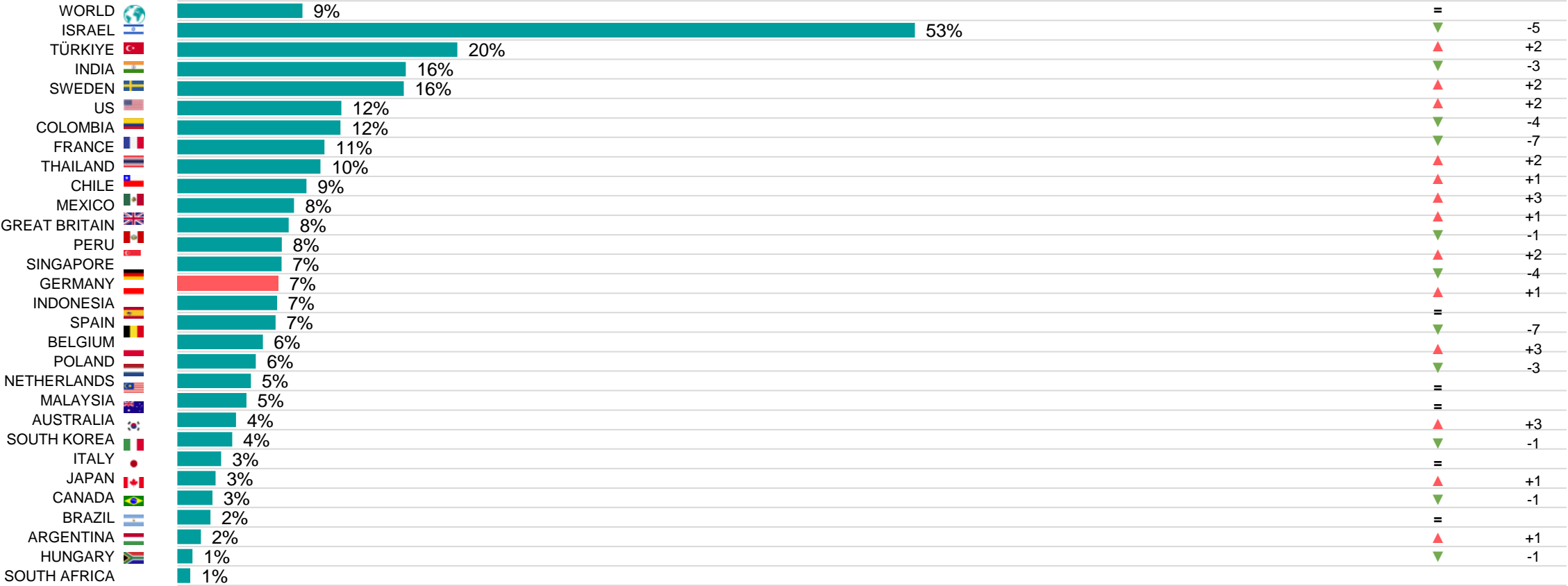
## WORLD WORRIES

Which three of the following topics do you find the most worrying in your country?

% change compared with previous month:

January 2024

(%) worried in February 2024 in each country



**Base:** Representative sample of adults aged 16-74 in 29 countries. February 2024: 25,292.  
**Source:** Global Advisor. *Global score is a Global Country Average. See methodology for details.*

# 14 | THREATS AGAINST THE ENVIRONMENT

## WORLD WORRIES

Which three of the following topics do you find the most worrying in your country?

% change compared with previous month:

January 2024

(%) worried in February 2024 in each country



**Base:** Representative sample of adults aged 16-74 in 29 countries. February 2024: 25,292.  
**Source:** Global Advisor. *Global score is a Global Country Average. See methodology for details.*

# 15 | RISE OF EXTREMISM

## WORLD WORRIES

Which three of the following topics do you find the most worrying in your country?

% change compared with previous month:

January 2024

(%) worried in February 2024 in each country



Base: Representative sample of adults aged 16-74 in 29 countries. February 2024: 25,292.  
Source: Global Advisor. Global score is a Global Country Average. See methodology for details.

# 16 | MAINTAINING SOCIAL PROGRAMMES

## WORLD WORRIES

Which three of the following topics do you find the most worrying in your country?

% change compared with previous month:

January 2024

(%) worried in February 2024 in each country



**Base:** Representative sample of adults aged 16-74 in 29 countries. February 2024: 25,292.  
**Source:** Global Advisor. *Global score is a Global Country Average. See methodology for details.*

# 17 | CORONAVIRUS (COVID-19)

## WORLD WORRIES

Which three of the following topics do you find the most worrying in your country?

% change compared with previous month:

January 2024

(%) worried in February 2024 in each country



**Base:** Representative sample of adults aged 16-74 in 29 countries. February 2024: 25,292.  
**Source:** Global Advisor. *Global score is a Global Country Average. See methodology for details.*

18 | ACCESS TO CREDIT

WORLD WORRIES

Which three of the following topics do you find the most worrying in your country?

% change compared with previous month:

January 2024

(%) worried in February 2024 in each country



Base: Representative sample of adults aged 16-74 in 29 countries. February 2024: 25,292.

Source: Global Advisor. Global score is a Global Country Average. See methodology for details.

# METHODOLOGY

# METHODOLOGY

The survey is conducted monthly in 29 countries around the world via the Ipsos Online Panel. The countries included are Argentina, Australia, Belgium, Brazil, Canada, Chile, Colombia, France, Great Britain, Germany, Hungary, India, Indonesia, Israel, Italy, Japan, Malaysia, Mexico, Netherlands, Peru, Poland, Singapore, South Africa, South Korea, Spain, Sweden, Türkiye and the United States of America.

For the results of the survey presented herein, an international sample of 25,292 adults aged 18-74 in Canada, Israel, Malaysia, South Africa, Türkiye and the United States, 20-74 in Indonesia and Thailand, 21-74 in Singapore, and 16-74 in all other nations were interviewed between January 26th 2024 and February 9th 2024. Approximately 1000+ individuals participated on a country by country basis via the Ipsos Online Panel.

The precision of Ipsos online polls are calculated using a credibility interval with a poll of 1,000 accurate to +/- 3.1 percentage points and of 500 accurate to +/- 4.5 percentage points. For more information on the Ipsos use of credibility intervals, please visit the Ipsos website.

Weighting has been employed to balance demographics and ensure that the sample's composition reflects that of the adult population according to the most recent country census data.

A survey with an unweighted probability sample of this size would have an estimated margin of error of +/- 3.1 percentage points for a sample of 1,000 and an estimated margin of error of +/- 4.5 percentage points for a 500 sample 19 times out of 20.

In 17 of the 29 countries surveyed internet penetration is sufficiently high to think of the samples as representative of the wider population within the age ranges covered: Argentina, Australia, Belgium, Canada, France, Germany, Hungary, Israel, Italy, Japan, Netherlands, Poland, South Korea, Spain, Sweden, Great Britain and United States.

Brazil, Chile, Colombia, India, Indonesia, Malaysia, Mexico, Peru, Singapore, South Africa, Thailand and Türkiye have lower levels of internet penetration and so these samples should not be considered nationally representative, and instead be considered to represent a more affluent, connected population. These are still a vital social group to understand in these countries, representing an important and emerging middle class.

## FOR MORE INFORMATION

**Simon Atkinson**

Chief Knowledge Officer

✉ [simon.atkinson@ipsos.com](mailto:simon.atkinson@ipsos.com)

**Gideon Skinner**

Research Director

✉ [gideon.skinner@ipsos.com](mailto:gideon.skinner@ipsos.com)

**Teodros Gebrekal**

Senior Project Manager

✉ [teodros.gebrekal@ipsos.com](mailto:teodros.gebrekal@ipsos.com)