



Report of Findings | November 2023

SOCIOECONOMIC AND POLITICAL LANDSCAPE OF LEBANON



International Social & Development Research
Ipsos in Lebanon

© Ipsos 2023. Konrad Adenauer Stiftung. ALL RIGHTS RESERVED.

This document is the property of the client in accordance with the terms and conditions (including its restrictions) executed between Ipsos and the Client. Ipsos retains all right, title, and interest in and to any Ipsos trademarks, trade secrets, copyright, patents, databases, software and computer programs, technologies, methodologies, products and know how included or arising out of this document. All questionnaires associated with research for public release need to be approved by Ipsos at local level the latter.

All release materials must be approved by Ipsos locally and clients are not permitted to make the results of our research public unless the said Work Products are, by nature and/or as specified in the purchase order, aimed at being published. Clients are not permitted to misrepresent and/or reproduce research findings. Clients, who release the research findings in accordance with the agreement with Ipsos, must clearly identify the fact that it was done by Ipsos. Clients are also not permitted to use the Ipsos logo in any communication or the mention of the Ipsos name and/or brand identity without written consent from Ipsos.

Should the client use the Ipsos logo, publish, reproduce, distribute, or release the work products without complying with the above conditions, Ipsos reserves the right to express by any means or issue any communiqué or statement necessary to protect its rights, in addition to any other legal rights or remedies which they may have.

Table of Content

I. EXECUTIVE SUMMARY	5
Methodology	5
Key Findings	5
Conclusion and Recommendations	6
II. RESEARCH BACKGROUND	7
III. OBJECTIVES AND SCOPE OF WORK	12
Research Objectives	12
Methodology	12
Desk and Literature Review	12
Quantitative Interviews	13
Sample Selection	13
IV. ETHICAL CONSIDERATIONS	15
V. STUDY LIMITATIONS	16
VI. POTENTIAL AVENUES FOR FUTURE RESEARCH	17
VII. RESEARCH FINDINGS	18
Demographics	18
Age and Gender	18
Governorate and District	18
Marital Status and Religion	19
Education and Occupation Status	20
Socioeconomic Assessment	23
Income	23
Employment	31
Wealth and Assets	34
Dollarization	38
Expenditure and Living Conditions	40
Impact of the Economic Crisis	46
The Banking Crisis	53
Outlook for the Future and Emigration	55

Political Engagement and Perception	60
Political Engagement	60
Opinion and Perception Towards Local, Regional, and International Events	64
VIII. CONCLUSION AND RECOMMENDATIONS	69
Conclusion	69
Recommendations	74
Economic Support Programs	74
Basic Needs' Assistance	74
Community Resource Centers	74
Targeted Job Creation Programs	75
Targeted Job Training Programs	75
Promote Small Business Incubators and Accelerators	75
Gender Equality Initiatives	75
Gender-Inclusive Career Mentorship Programs	76
Mental Health and Well-being Support Programs	76
Civic Education Initiatives	76
Youth Engagement Programs	76
Community Engagement and Regional Development	77
IX. BIBLIOGRAPHY	78

I. EXECUTIVE SUMMARY

This report delves into the complex socio-economic and political landscape in Lebanon, and the various factors at interplay. The concurrent economic crisis has triggered a drastic devaluation of the Lebanese Pound, a surge in unemployment rates, and a widespread epidemic of poverty. The nation's political landscape, marred by instability and an ineffectual response, has further eroded the quality of life for its citizens.

Methodology

The research methodology entailed a comprehensive review of previous literature and the latest data relevant to Lebanon's socio-economic and political landscape.

The study employed a nationwide representative approach utilizing Computer-Assisted Personal Interviewing (CAPI), covering all eight Lebanese governorates. The study's target was the general public; Lebanese citizens aged 18 and above, covering a sample size of 1,200 households.

Key Findings

The study findings unveil a complex socio-economic and political terrain, characterized by glaring gender disparities in education and employment, a restricted access to stable US dollars, pervasive economic hardship, diminished incomes, a dearth of remittances, a daily struggle to meet basic needs, heightened job insecurity, an absence of financial assets, and a prevailing sense of financial insecurity.

Simultaneously, the political arena is tainted by apathy and a low voter turnout, widespread dissatisfaction with elected representatives, the perception of enduring political instability, and a prevailing discontent among the populace.

Regional dynamics are perceived to be significantly impacting the nation's situation, with a cautious optimism surrounding Syria's reintegration into the Arab League and improved diplomatic relations among regional players.

Conclusion and Recommendations

Lebanon's socio-economic and political challenges demand a holistic approach, underscored by context-specific policies and initiatives.

The report proposes recommendations that encompass a range of critical and actionable strategies, including the promotion of gender equality initiatives and mentorship programs, the establishment of economic support initiatives, the provision of basic needs assistance, the creation of community resource centers, and the facilitation of job training and financial education programs.

Support for small businesses, the implementation of mental health initiatives, civic education campaigns, and youth engagement programs are also highly recommended.

Furthermore, the fostering of community engagement and regional development initiatives is paramount.

These interventions collectively aspire to elevate economic stability, inclusivity, living standards, political engagement, and representation in Lebanon.

II. RESEARCH BACKGROUND

Over the past 5 years, Lebanon has faced one of the most damaging and deeply entrenched crises in its modern history. This multifaceted crisis has had a determining impact across the economic, social, and political landscapes of the country. The situation was further intensified by the outbreak of the Covid-19 pandemic and the aftermath of the Beirut blast. As a result, Lebanon has witnessed the devaluation of the Lebanese Pound, a significant increase in the unemployment rate, and a widespread prevalence of poverty throughout the entire country.

Furthermore, political instability within both governmental and private agencies has hindered any attempts at mitigating the economic and financial crisis, leading to a drastic deterioration in the living conditions of Lebanese citizens.

At present, much of the population is unable to meet its basic needs and faces significant barriers in accessing essential services.

Currency Depreciation and Inflation

One of the primary factors contributing to the escalation of the Lebanese economic and financial crisis is the depreciation of the Lebanese Pound; with its value plummeting by over 98%. This sharp devaluation has resulted in hyperinflation throughout Lebanon, with an average inflation rate of 171.2% in 2022¹. Consequently, the prices of goods and services have skyrocketed, severely impacting the purchasing power of most Lebanese citizens.

Most Lebanese workers have not seen their monthly wages adjusted to match the rising costs of basic necessities which adds to their struggle. According to the national public survey conducted by Statistics Lebanon for Konrad Adenauer Stiftung (KAS) in December 2021, 15% of respondents had access to fresh Dollars. 41% of them received fresh Dollars from their salaries². Additionally, up until January 2022, only one-fifth of the Lebanese workforce

¹ World Bank Group, "Lebanon: Normalization of Crisis Is No Road to Stabilization," World Bank, May 16, 2023, [Lebanon: Normalization of Crisis is No Road to Stabilization \(worldbank.org\)](https://www.worldbank.org/en/country/lebanon/overview)

² Perceptions and attitudes of Lebanese citizens towards the economic, social and political situation in Lebanon. Foundation Office Lebanon. (2022, February 11). <https://www.kas.de/en/web/libanon/single-title/-/content/perceptions-and-attitudes-of-lebanese-citizens-towards-the-economic-social-and-political-situation-i>

earned its salary in fresh USD³, while the remaining was compensated at rates below the required average to match market prices.

Institutional Layoffs and Rise of Unemployment

As a result of the depreciation of the Lebanese Pound and hyperinflation, many businesses have been forced to lay off employees or, in critical cases, close entirely. By 2021, 61% of formal firms had reduced their permanent staff by an average of 43% due to their inability to cover essential expenses for the sustainability of their operations⁴.

According to the Beirut Traders Association, 35% of Lebanese merchants had shut their stores or store branches by January 2022, further underscoring the severity of the economic and financial crisis in the country⁵. Consequently, the lack of availability of job opportunities across various employment sectors in Lebanon has led to a sharp increase in unemployment rates, rising from 11.4% in 2019 to 29.6% in 2022⁶. Moreover, the multiple crises have exacerbated existing social disparities within the Lebanese workforce, particularly in terms of gender.

In light of these circumstances, women have experienced a net job loss that is, on average, 5 percentage points higher than that of men⁷, despite representing less than one-third of the Lebanese labor force⁸. This disparity has been particularly evident during the Covid-19 pandemic, as agencies have sought to lay off or reduce salaries for their female employees, often justifying such measures by assigning women the primary responsibility for domestic care duties during times of crisis. Consequently, men have been reinforced to be the main providers for their households⁹.

³ Dana Halawi, "Large Numbers of Stores in Lebanon Shut down Due to Financial Crisis," Xinhua, 2022, <https://english.news.cn/20220110/acc4011e13994d67b44ebc242a037035/c.html>.

⁴ Angela El Zir, "What the Mega-Crises Have Done to Lebanese Firms and Workers," World Bank Blogs, n.d., <https://blogs.worldbank.org/arabvoices/what-mega-crises-have-done-lebanese-firms-and-workers>.

⁵ Dana Halawi, "Large Numbers of Stores in Lebanon Shut down Due to Financial Crisis," Xinhua, 2022, <https://english.news.cn/20220110/acc4011e13994d67b44ebc242a037035/c.html>.

⁶ "Country Overview," World Bank, 2022, <https://www.worldbank.org/en/country/lebanon/overview>.

⁷ Angela El Zir, "What the Mega-Crises Have Done to Lebanese Firms and Workers," World Bank Blogs, n.d., <https://blogs.worldbank.org/arabvoices/what-mega-crises-have-done-lebanese-firms-and-workers>.

⁸ "The Life of Women and Men in Lebanon: A Statistical Portrait: United Nations Development Programme," UNDP, n.d., <https://www.undp.org/lebanon/publications/life-women-and-men-lebanon-statistical-portrait>.

⁹ Lynn Mounzer, "Working Women and Post-COVID Lebanon," Wilson Center, October 2021, <https://www.wilsoncenter.org/blog-post/working-women-and-post-covid-lebanon>.

These financial discrepancies among Lebanese citizens have contributed to heightened tensions within the Lebanese society, further exacerbating the sociopolitical dimensions of the crisis.

Poverty Rates and Living Conditions

The rising tensions within the Lebanese society have been further heightened by the rise of poverty throughout the country. This has been exacerbated by the depreciation of the Lebanese Pound, high levels of inflation, widespread unemployment, and the devaluation of citizens' salaries. As a result, a significant portion of the Lebanese population has lost its purchasing power and is struggling to meet basic needs and access essential services. It is estimated that around 80% of Lebanese citizens live in poverty, with 36% falling below the extreme poverty line¹⁰. Additionally, approximately 1.30 million Lebanese residents suffer from food insecurity, leading to 70% of households resorting to borrowing money or purchasing food on credit¹¹.

In response to the deteriorating living conditions, many Lebanese citizens have turned to informal employment as a means of sustaining themselves amidst the ongoing economic crisis. The informal employment sector has witnessed significant growth, rising from 35.2% in 2019 to 48.3% as of January 2022¹². However, working in the informal sector comes with its own set of challenges, as these workers lack the necessary protection and benefits provided by formal employment arrangements¹³.

Moreover, households facing extreme poverty have been forced to make difficult choices, such as withdrawing their children from education and sending them to work or marrying off young girls to alleviate financial burdens¹⁴. These extreme measures highlight citizens' inability to address pressing social concerns and their reliance on drastic actions to financially sustain themselves, which, in turn, contributes to the escalating political tensions within the society.

¹⁰ "Lebanon: €60 Million in Humanitarian Aid for the Most Vulnerable," European Neighborhood Policy and Enlargement Negotiations (DG NEAR), March 30, 2023, [Lebanon: €60 million in humanitarian aid for the most vulnerable \(europa.eu\)](https://ec.europa.eu/neighborhood/enlargement/en/lebanon-60-million-humanitarian-aid-most-vulnerable)

¹¹ "Lebanon: Rising Poverty, Hunger Amid Economic Crisis," Human Rights Watch, September 12, 2023, <https://www.hrw.org/news/2022/12/12/lebanon-rising-poverty-hunger-amid-economic-crisis>.

¹² Lebanon Follow-Up Labor Force Survey, ILO, January 2022, https://www.ilo.org/wcmsp5/groups/public/---arabstates/---ro-beirut/documents/publication/wcms_844837.pdf

¹³ Mounting challenges have dire effect on Lebanon's most vulnerable workers, ILO, 2021, https://www.ilo.org/beirut/media-centre/news/WCMS_818370/lang-en/index.htm

¹⁴ "Lebanon: Rising Poverty, Hunger Amid Economic Crisis," Human Rights Watch, September 12, 2023, <https://www.hrw.org/news/2022/12/12/lebanon-rising-poverty-hunger-amid-economic-crisis>.

In an effort to ease the economic strain on the Lebanese people, both international and national aid and relief agencies have increased their funding to reach as many citizens as possible¹⁵. However, the implementation of social assistance programs fell short due to the lack of accurate national data from governmental agencies¹⁶ and shortcomings in the methods used by relief agencies¹⁷. This lack of transparency and communication between relief agencies and citizens has created doubts and exacerbated sociopolitical tensions within society, leading to additional consequence on the overall landscape.

Migration and Brain Drain:

The aforementioned factors have contributed to a growing number of people contemplating leaving the country in pursuit of improved living conditions. Between 2018 and 2021, Lebanon experienced a new wave of emigration, with 195,433 Lebanese individuals leaving the country, 40% of which departed in 2021 alone¹⁸. This trend can be attributed to the rising cost of living, declining purchasing power, and ongoing political and social instability within the country.

A specific pattern of emigration among young people and professionals has emerged since the earliest waves of migration were recorded; these individuals are seeking a brighter future outside of Lebanon. According to a study conducted by the UNDP in 2020, 77% of Lebanese youth aged between 18 and 24 expressed a desire to emigrate¹⁹. It is likely that this rate has increased in subsequent years especially since youth unemployment has sharply risen to a high of 47.8% in 2022²⁰, leaving young individuals vulnerable to structural challenges and hindering any potential for growth.

This trend is also particularly evident in sectors such as the medical industry, where an estimated 20% of Lebanese doctors have either left or expressed a

¹⁵ “Basic Assistance,” UNHCR Lebanon, n.d., <https://www.unhcr.org/lb/basic-assistance>.

¹⁶ Wassim Maktabi, Sami Zoughaib, Sami Atallah, “Near Miss: Lebanon’s ESSN evades elite capture”, November 2022, [The Policy Initiative - Near Miss: Lebanon’s ESSN evades elite capture](#)

¹⁷ Anne Della Guardia, Milli Lake, Pascale Schnitzer, “Selective inclusion in cash transfer programs”, September 2022 [Selective inclusion in cash transfer programs: Unintended consequences for social cohesion - PMC \(nih.gov\)](#)

¹⁸ Miguel Mendelek, “The Lebanese Trend of Emigration: A New Peak since 2019?,” LAU SOAS, January 2022, <https://soas.lau.edu.lb/news/2022/01/the-lebanese-trend-of-emigration-a-new-peak-since-2019.php>.

¹⁹ “Lebanon’s Youth: Barriers for Growth and Unfolding Opportunities: United Nations Development Programme,” UNDP, October 13, 2022, <https://www.undp.org/arab-states/blog/lebanons-youth-barriers-growth-and-unfolding-opportunities>.

²⁰ Ibid.

desire to leave the country²¹. The increasing rate of migration among Lebanese citizens further depletes the country of its human capital, draining it of the abilities and skills of its educated youth and professionals, thereby exacerbating the existing crisis.

Political Landscape:

The lack of effective measures taken by the government to address the collective crises has heightened existing sociopolitical tensions within the country. This has brought to light flaws in the Lebanese political system, which have posed significant challenges to emergency reforms.

The confessional system, initially designed to maintain a balance between Lebanon's various religious groups, has contributed to a major political deadlock nationwide. As a result, tensions have risen both between and within different religious groups and political parties²².

Some may argue that Lebanon's profoundly fractured political landscape has placed greater emphasis on sectarian and party interests, often at the expense of national unity and development²³.

Politicians have faced allegations of financial misconduct and mismanagement of public funds; consequently, a significant portion of the Lebanese population has been advocating for political reforms, hoping that changes would be implemented following the 2022 parliamentary elections²⁴. However, despite the elections, reforms have not been realized, and fragmentation between political factions has increased significantly. This has not only hindered the government's ability to address the socioeconomic crisis but has also resulted in the failure to elect a new president, leaving the country in a state of political and economic uncertainty²⁵.

²¹ Lynn Sheikh Moussa, "Emigration from Lebanon Jumps by 446 Percent in One Year" Beirut Today, February 10, 2022, <https://beirut-today.com/2022/02/10/emigration-from-lebanon-jumps-by-446-percent-in-one-year/>.

²² Arab Center Washington DC, "Lebanon's Politicians Are Incapable of Productive Dialogue," July 25, 2023, <https://arabcenterdc.org/resource/lebanons-politicians-are-incapable-of-productive-dialogue/>.

²³ Salamey, I., & Tabar, P. (2012). Democratic transition and sectarian populism: the case of Lebanon. Contemporary Arab Affairs, 5(4), 497–512. <https://www.jstor.org/stable/48600184>

²⁴ 2022 Lebanese Parliamentary Elections - UNDP, 2022, https://www.undp.org/sites/g/files/zskgke326/files/2022-12/Lessons%20Learned_WEB_EN.pdf.

²⁵ Center for Preventive Action, "Instability in Lebanon | Global Conflict Tracker," Council on Foreign Relations, July 2023, <https://www.cfr.org/global-conflict-tracker/conflict/political-instability-lebanon#t>.

III. OBJECTIVES AND SCOPE OF WORK

Research Objectives

The aim of this study is to conduct a comprehensive national public survey that delves into the socioeconomic landscape of Lebanon, capturing valuable insights into the economic conditions, income levels, employment status, and standard of living of Lebanese citizens across the country.

By gathering data from a representative sample of Lebanese citizens, encompassing different regions, ages, genders, educational levels, and socioeconomic backgrounds, this study offers a panoramic view of the socioeconomic situation in Lebanon.

Methodology

Desk and Literature Review

A desk review was conducted with the aim of exploring previous literature on the social, economic, and political situation in Lebanon. The desk research also encompassed an examination of the most prominent updates that had occurred in Lebanon within the past two years, with the goal of understanding what the research tool could gauge in order to produce a more accurate and real evaluation of the socio-economic situation in Lebanon at present.

The literature review served to inform the design of the research tools, providing a more comprehensive understanding of the landscape and the factors at play.

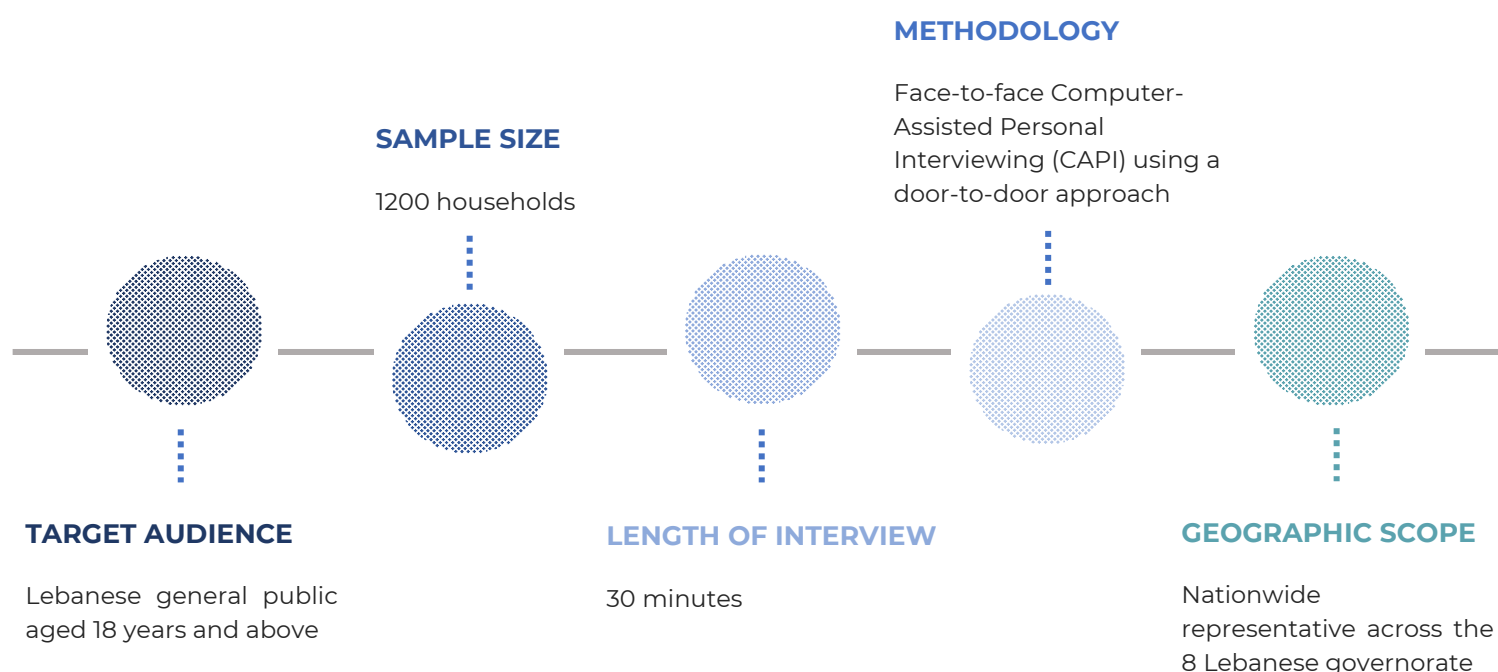
During this phase, key sources were reviewed, including, among others:

- The World Bank
- United Nations Economic and Social Commission for Western Asia (ESCWA)
- The Organization for World Peace (OWP)
- The Policy Initiative
- The Lebanese American University School of Arts and Sciences Digital Library (LAU – SOAS)
- Human Rights Watch (HRW)
- The International Labor Organization (ILO)

Quantitative Interviews

Following a thorough analysis of secondary data, the study leverages quantitative methods by conducting a national public survey to gather precise and accurate data, enabling comprehensive and reliable insights into the situation of the Lebanese people.

To gather a meaningful dataset that can yield analyzable answers and draw sound conclusions regarding the situation of Lebanese people, the data for the national public survey was collected using Computer-Assisted Personal Interviewing (CAPI) and followed the below specs:



Sample Selection

The selection of households and respondents was carried out in a random manner, following a multi-stage process as outlined below.

Stage 1: Random Selection of Primary Sampling Units (PSUs): The national geographic area to be covered is split into districts following a representative distribution. Each district is split into strata which is assigned as the primary sampling units (PSU). The number of PSUs to be achieved is determined based on (a) the sample size, and (b) the number of interviews that will be conducted per sampling unit. The PSU selection within each district will fall randomly using simple random probability.

Stage 2: Selection of Starting Points within Areas: Once the number of sampling units per area is determined, the enumerator goes to the starting point. In each block, the starting point occurs at the right side of each the block. If the block was found not to be suitable for conducting interviews, then the block would be substituted by the next adjacent block.

Stage 3: Random Selection of Household: Once the specific blocks have been selected, the secondary sampling units (SSUs) – the households- are selected. The enumerators start from the first building in the block. By entering a building in the chosen block, the enumerator starts from the highest floor to the lowest counting households clockwise (from left to right). He then carries out a routing system moving clockwise around the block, until completion of the required number of interviews from the selected block.

Stage 4: Selection of Individual within the Household: The next birthday method is used where the adult, representative of household – who is knowledgeable enough of the household financial activities - above 18, with the closest approaching birthday is used to select the respondent within a household. Once the respondent is selected, the interview is conducted with the respondent in-home.

IV. ETHICAL CONSIDERATIONS

The primary concern of researchers is safety of human subjects. Ipsos is committed to the highest standards of ethics in all research activities, and we recognize that the principles of respect of subjects, beneficence, and justice are paramount. Ipsos and all subsidiaries adhere to the highest possible standards for market research set by European Society for Opinion and Market Research (ESOMAR) and has been awarded numerous certifications for quality in market research, ensuring data security, confidentiality, and participant safety. All Ipsos research staff receive training in human subjects' protection and ethical research practices.

Ensuring language resonates with respondents is critical. All instruments were translated by native language speakers following finalization of English versions. Further, during enumerator training, a question-by-question run through of the instrument took place, where enumerators flagged difficult or ambiguous language or phrasing.

Upon recruitment, the study purpose and methodology were fully explained to respondents in Arabic. They were asked to participate without coercion. Consent to participate in the survey was sought from each respondent after a full explanation had been given with time allowed for consideration.

Respondents were informed that they can stop the interview at any time and withdraw after the interview as well, and that in such a case, their answers were not included in the research.

At every level of interaction with research subjects, these standard operating procedures were followed:

- Ensure all interviews are conducted in a private location.
- Listen with a non-judgmental attitude.
- Create a positive environment by developing an appropriate rapport where possible.

To protect human data, all data collection devices (laptop computers, tablets) are encrypted, password protected, and GDPR compliant. Where possible, these portable devices with access to data require biometrics (fingerprint ID) to unlock, backed up with password access.

V. STUDY LIMITATIONS

1. Use of population distribution estimates: Population distribution estimates had to be used to place soft quotas due to the lack of up-to-date and comprehensive census data for Lebanon.
2. Disparity in target sample: A disparity exists between the target sample of the current survey and the KAS 2021 Survey on Perceptions and Attitudes of Lebanese Citizens²⁶. While the KAS 2021 survey targeted individuals aged 21 years and above, the current survey includes individuals aged 18 years and above.
3. Screening criterion difference: The current survey required the respondent to be a household representative knowledgeable of household finances and activities, which was not a screening criterion in the 2021 survey.
4. Fieldwork challenges: Fieldwork was subject to a timeline extension due to security concerns and an ongoing conflict on the Southern border of Lebanon, which resulted in difficulties reaching certain areas.

It is important to acknowledge these limitations in the study to ensure transparency and provide a clear understanding of the potential biases and constraints that may have influenced the results and interpretation.

²⁶ Perceptions and attitudes of Lebanese citizens towards the economic, social and political situation in Lebanon. Foundation Office Lebanon. (2022, February 11). <https://www.kas.de/en/web/libanon/single-title/-/content/perceptions-and-attitudes-of-lebanese-citizens-towards-the-economic-social-and-political-situation-i>

VI. POTENTIAL AVENUES FOR FUTURE RESEARCH

The study delves into various dimensions of socioeconomic status, encompassing income, education, employment, and expenditure. Additionally, it investigates individuals' perspectives and attitudes towards the situation in Lebanon, probing participants' perception of political events and assessing their level of political engagement.

While the study provides valuable insights into these realms, numerous promising avenues for future research remain, offering the potential to deepen the comprehension of the intricate interplay between the social and economic status of individuals and the multifaceted factors at play, along with their reciprocal influence on political perceptions and participation.

1. Longitudinal study: Conducting a longitudinal study that tracks changes in socioeconomic status and political involvement over time could provide valuable insights into the dynamics and trends in these areas. This would help understand how individuals' perception and engagement evolves in response to fast-changing socio-economic circumstances and political landscape.
2. Qualitative research: Supplementing the quantitative data with qualitative research methods, such as in-depth interviews or focus groups, could provide a deeper understanding of the underlying factors influencing individuals' perception and political engagement. This qualitative approach can capture nuanced perspectives and shed light on the reasons behind certain patterns or trends observed in the quantitative analysis.
3. Exploring specific demographic groups: Investigating the socioeconomic status, perceptions, and political involvement of specific demographic groups, such as youth, women, or marginalized communities, could provide insights into the unique challenges and experiences faced by these groups. This targeted research can help inform targeted policies and interventions to address their specific needs and concerns.

VII. RESEARCH FINDINGS

Demographics

Age and Gender

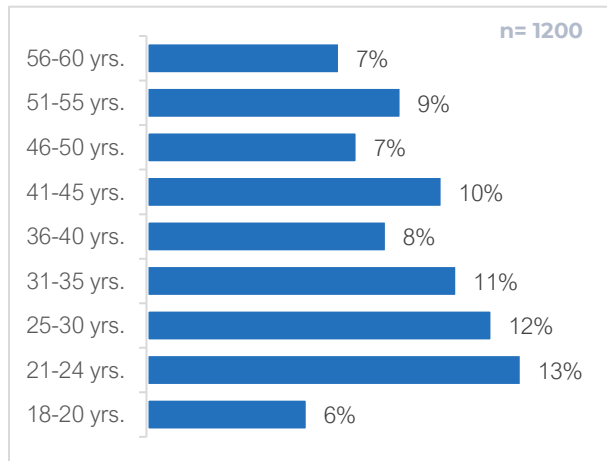


Figure 1: Age of respondents

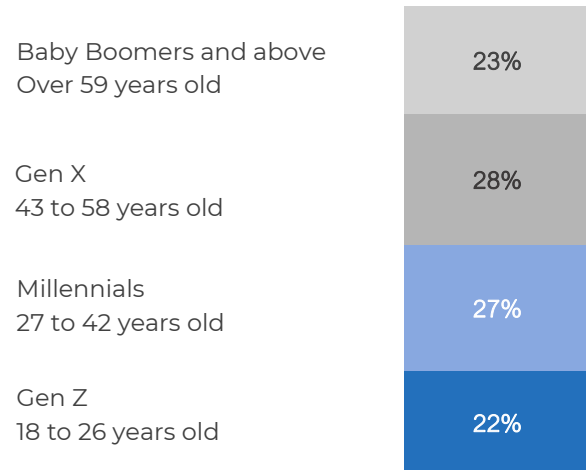


Figure 2: Respondents by generation

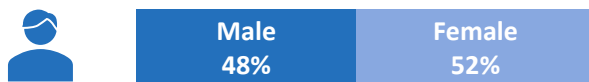


Figure 3: Gender of respondents



n=1200

To ensure a comprehensive representation of the population, the study employed a nationwide approach that encompassed

various demographic groups, including individuals of different ages and genders. Notably, the sample predominantly consisted of participants from the Gen X and Millennials' generations.

Governorate and District

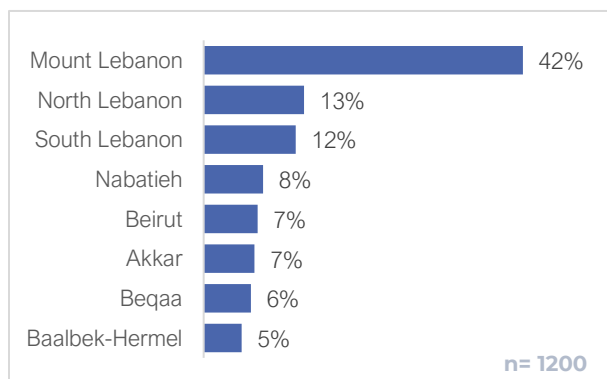


Figure 4: Place of residence – Governorate

The distribution across regions, specifically governorates, also adhered to a nationwide representation. Notably, Mount Lebanon emerged as the region with the highest share of respondents.

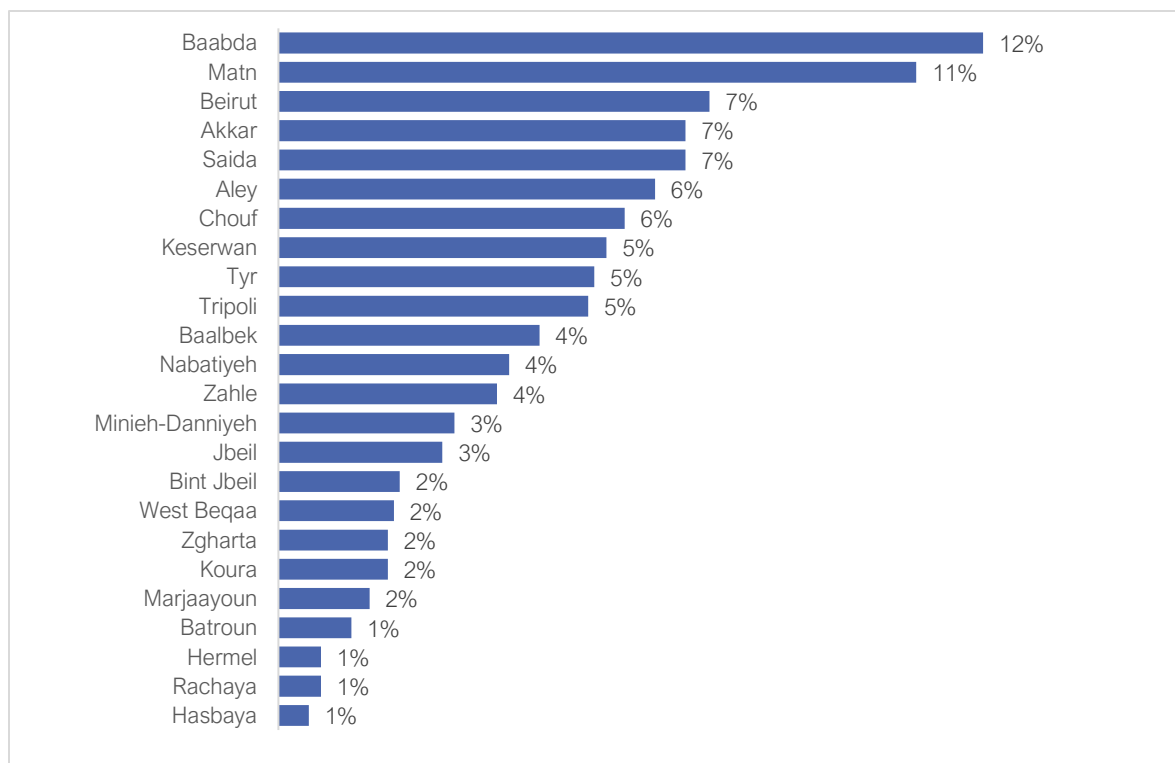


Figure 5: Place of residence - District

The study encompassed all twenty-four districts, with Baabda, Matn, and Beirut emerging as the districts with the highest concentration of respondents' area of residence, reflecting high population density in these areas.

Marital Status and Religion

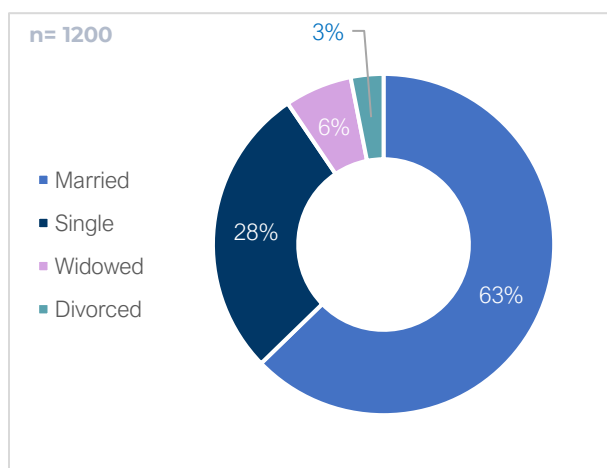


Figure 6: What is your marital status?

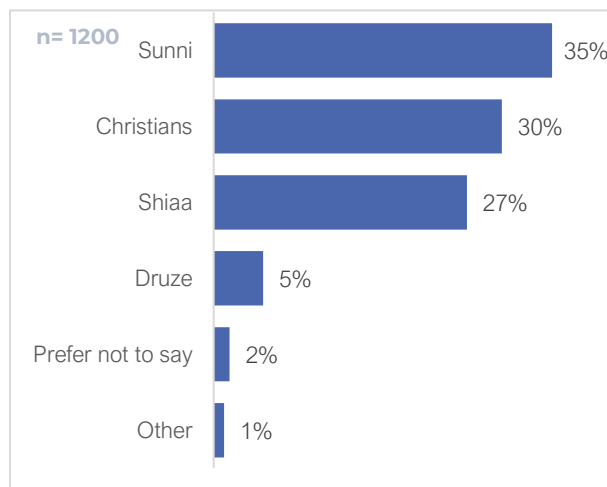
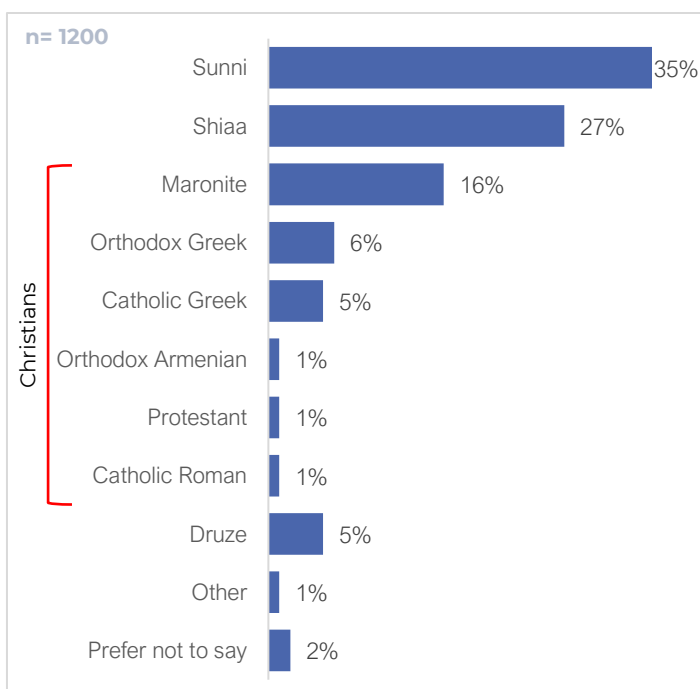


Figure 7: What is your religious community or religion? (Cumulative)



Approximately three out of every five respondents are married.

Furthermore, the sample encompasses a wide range of religious diversity, capturing the religious landscape present in Lebanon.

Figure 8: What is your religious community or religion?

*Other religious communities include Alawite, Syriac Orthodox, Ismaelite, Catholic Armenian, Syriac Catholic, and Assyrian, in decreasing value.

Education and Occupation Status

Three in ten respondents have completed only primary education. A comparable percentage of respondents have completed secondary education.

Only one in ten respondents have not completed primary education.

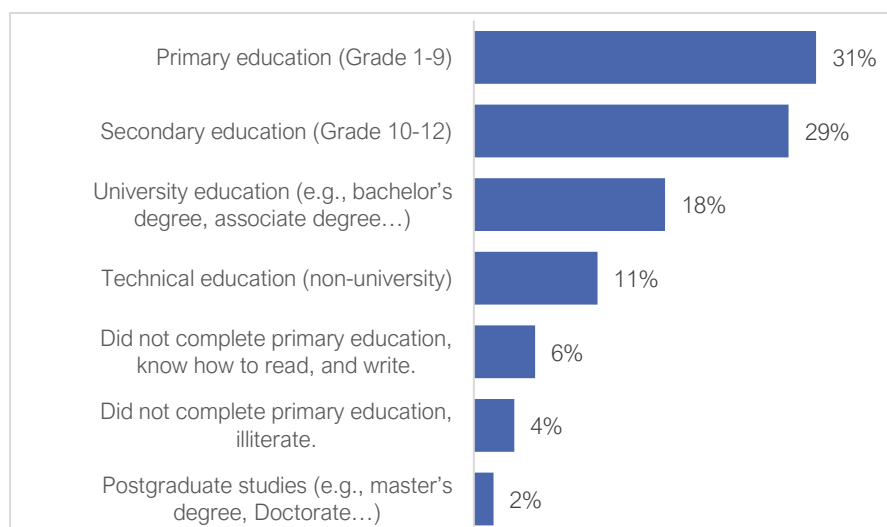


Figure 9: Which of the following best describes the highest level of education you have completed?

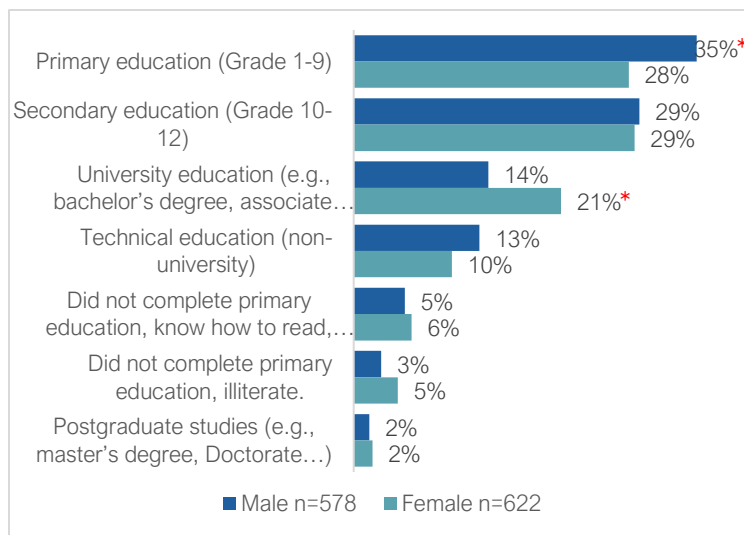


Figure 10: Which of the following best describes the highest level of education you have completed? – by gender.

Among males, the percentage of respondents who have completed primary education as their highest level is significantly²⁷ higher than that for females.

On the other hand, the percentage of females who have completed university education as their highest level is significantly higher than that for males. This indicates a gender-based difference in educational

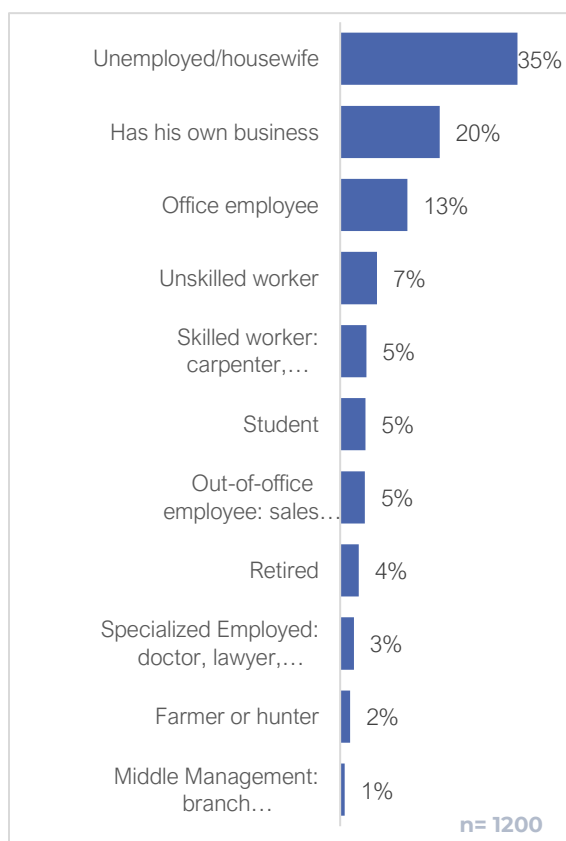


Figure 11: What is your current occupation status?

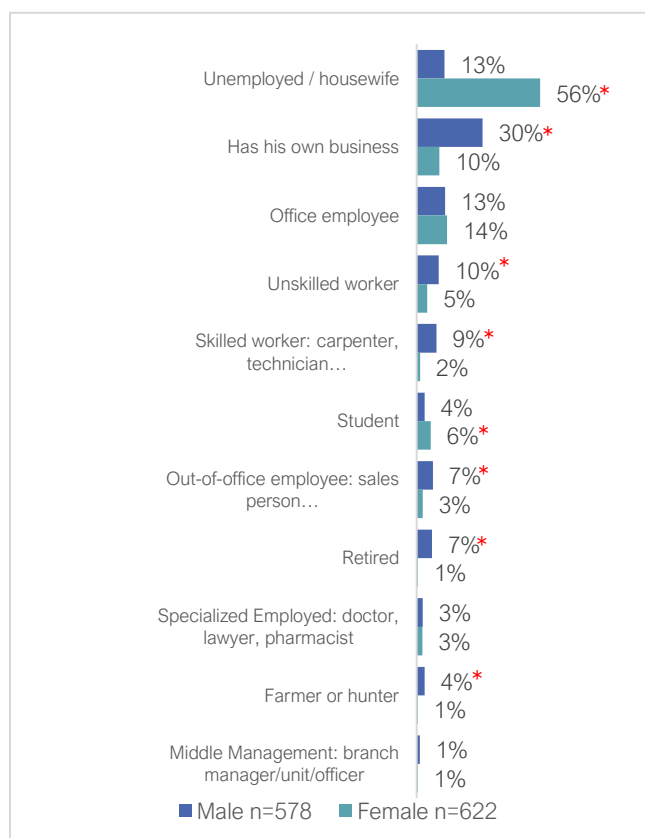


Figure 12: What is your current occupation status? – by gender.

²⁷ Figures marked with a red asterisk "*" denote that the number is significantly high compared to other groups within the same answer.

opportunities and/or achievements within the sample, potentially influenced by the cultural context of the study.

Over half the female respondents are either unemployed or housewives, indicating a relatively high proportion of females in these categories.

In contrast, the percentage of employed respondents is significantly higher among males compared to females, suggesting a gender disparity in terms of employment status within the sample.

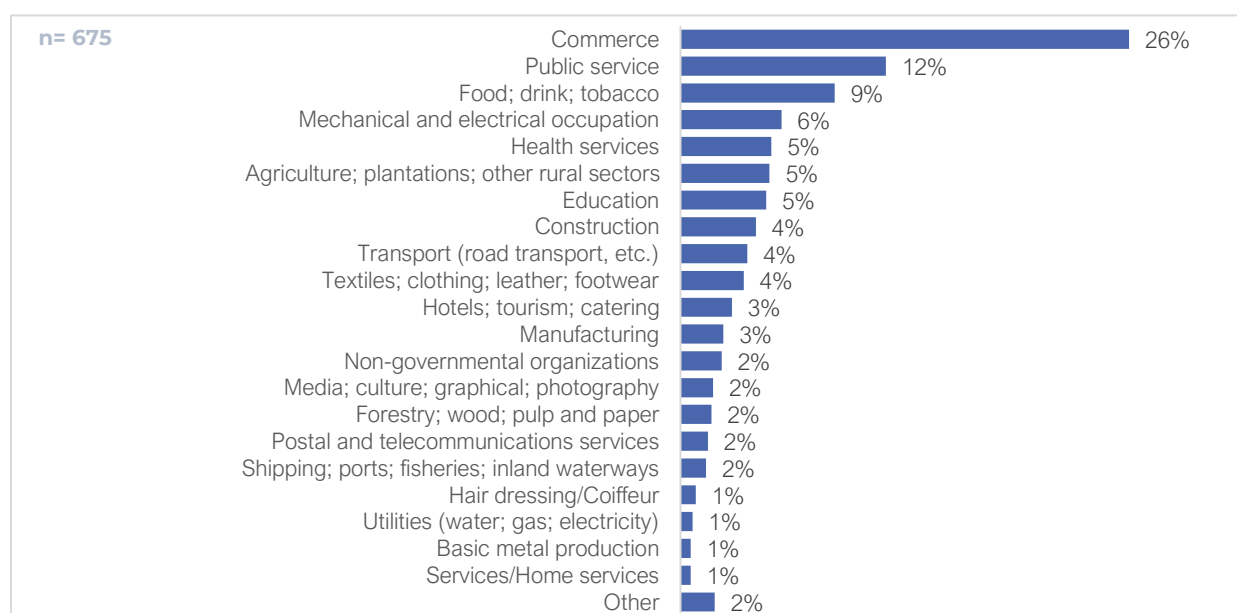


Figure 13: In which sector are you currently employed?

The most prominent sectors of employment in Lebanon include commerce, public service, and food/drink/tobacco.

Socioeconomic Assessment

Income



Average number of household members:

4



Average number of working individuals in the household:

1.5

The study utilized a methodology to compute total household income in USD, with the objective of offering a more transparent representation of income distribution by stratifying it into two distinct groups: those falling within the average range and those falling below or above the average. Given the absence of established, officially recognized criteria suitable for this specific purpose, the following approach was developed, allowing the effective transformation of income data into a comparable format according to which households can be categorized based on their income levels, promoting a more intuitive interpretation of the study's results:

Converting LBP and Lollar to USD

The Fresh USD Brackets

The mean income for each USD income bracket was calculated.

Converting LBP to USD

The mean income for each income bracket was determined, such as the bracket “601,000-2,000,000” resulting in a mean value of 1,300,000.

To convert the mean to USD, the average exchange rate during the fieldwork period was calculated and used by dividing the mean by 89,579.

Converting Lollar to USD

Similarly, the mean was calculated for each Lollar income bracket.

The mean was then converted into LBP using the current official Lollar rate (multiply by 15,000), and subsequently transformed into fresh USD values by dividing by 89,579.

Calculating Total Household Income in USD

It's important to note that for our analysis, we exclusively considered household income. In cases where A0a=1, we treated personal income as equivalent to household income, applying the same conversion steps.

In instances where interviews yielded income values in more than one currency, the mean from each currency was summed up to derive a single total cumulative income per household in fresh USD.

The total average income across all interviews was calculated and placed within the corresponding income bracket.

*The calculated average income was **USD 508**, and the assigned "average income bracket" was **USD 501-750**.*

To categorize households, everything below the lower limit of the bracket (USD 501) was considered below average, while everything above the upper limit (USD 750) was classified as above average.

Throughout the study, the following is considered:

- *Above average bracket: above USD 750*
- ***Average bracket: USD 500-750***
- *Below average bracket: below USD 500*

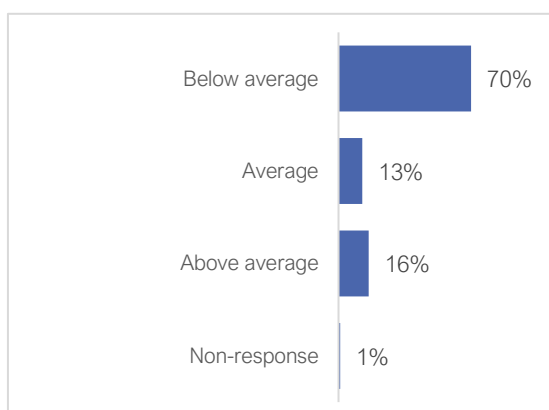


Figure 14: Household income in USD

The mean income of USD 508 per household indicates the average income in the dataset, reflecting that, on average, households in the population earn USD 508.

The relatively large standard deviation of USD 752, however, suggests significant variability in household incomes, with some households having much higher or lower incomes than the mean, contributing to the observed dispersion.

In line with that, seven in ten of the surveyed households' income falls below the average bracket of USD 500-700.

This suggests a relatively low-income level among the majority of the sample and highlights the economic challenges faced by a significant portion of the population.

To determine the overall household income, the following procedure was employed, as exemplified in the sample scenario.

The Fresh USD Brackets

A1ab	A1ab Average in \$		A1ab	A1ab Average in \$
\$ 200 - \$500	350	<u>OR</u>	Household does not have an income in fresh USD	0

Converting LBP to USD

A1cd	A1cd Average in LBP	A1cd Average in \$
LBP 15,001,000 - LBP 30,000,000	22,500,000	251.1749406

Converting Lollar to USD

A1ef	A1ef Average in Lollar	A1ef Average in LBP	A1ef Average in \$
\$ 200 - \$500	350	5,250,000	58.60748613

Total Household Income in USD

Total Income in \$	<ul style="list-style-type: none"> Should the household not have an income in any of the currencies (USD, LBP, Lollar), the average for that currency would be "0". The total household income, following the same steps, was calculated for each interview.
659.7824267	

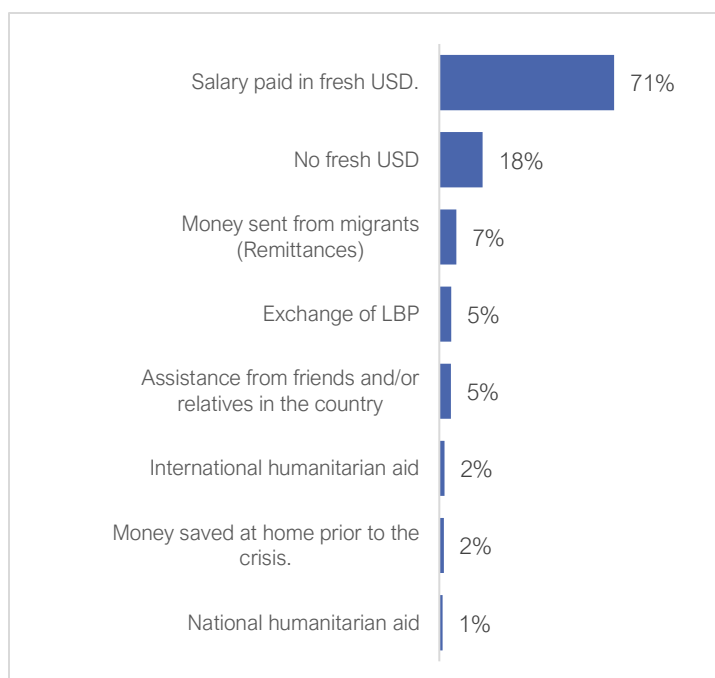


Figure 15: What is the source of the fresh USD that your household has?

Nearly two in ten households lack access to fresh dollars. Conversely, the remaining eight in ten households have access to fresh dollars from various sources.

However, it appears that the value of fresh dollars is relatively small, considering that most households' income falls below the average bracket.

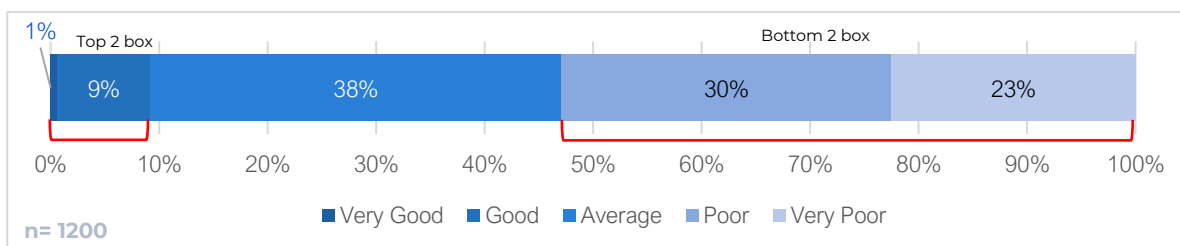


Figure 16: How would you rate your household's overall financial situation?

More than a third of respondents rated their household's overall financial situation as average, with 38% of respondents falling into this category.

Additionally, more than half the respondents rated their household's financial situation as below average (poor and very poor), while only a tenth rated it as above average (good and very good). This indicates that a significant portion of Lebanese people perceive their household's financial situation to be less than satisfactory.

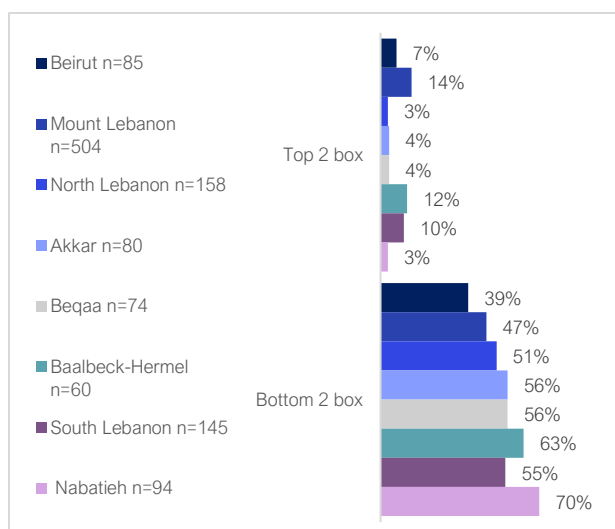


Figure 17: How would you rate your household's overall financial situation? – by region.

Significantly higher than other regions, respondents in Mount Lebanon rated their households' financial situation as above average, and in South Lebanon as below average.

This suggests a regional disparity in terms of perceived financial well-being.

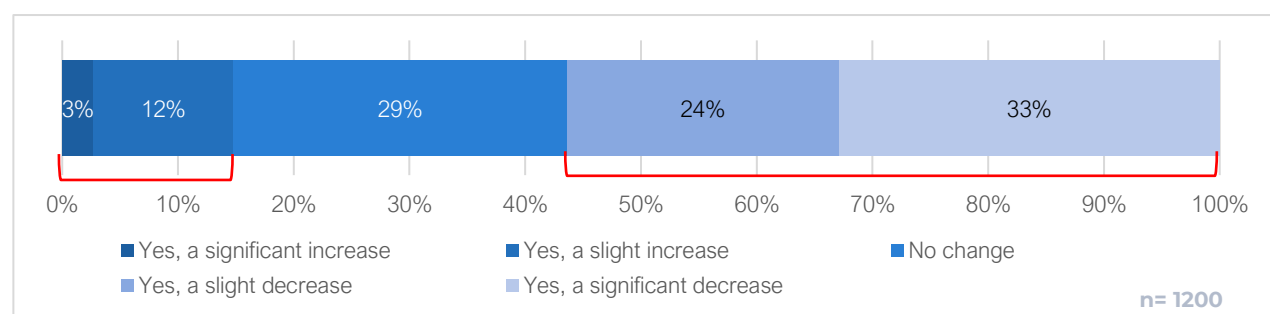


Figure 18: Has your household faced any significant changes in your income over the past year?

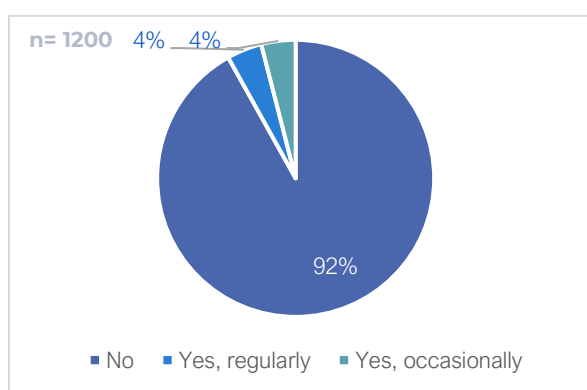


Figure 19: Does your household receive any financial assistance from the government or non-governmental organizations?

Over the past year, more than half the respondents reported an overall decrease in income, signifying a broader decline in financial well-being within the surveyed population. In contrast, only 15% saw an increase in their income. A relatively small proportion, less than one in ten, of the Lebanese population receives financial assistance from either the government or non-governmental organizations.

This suggests that most individuals in Lebanon either do not rely on these forms of support for their financial needs or feel uncomfortable disclosing their access to this type of assistance.

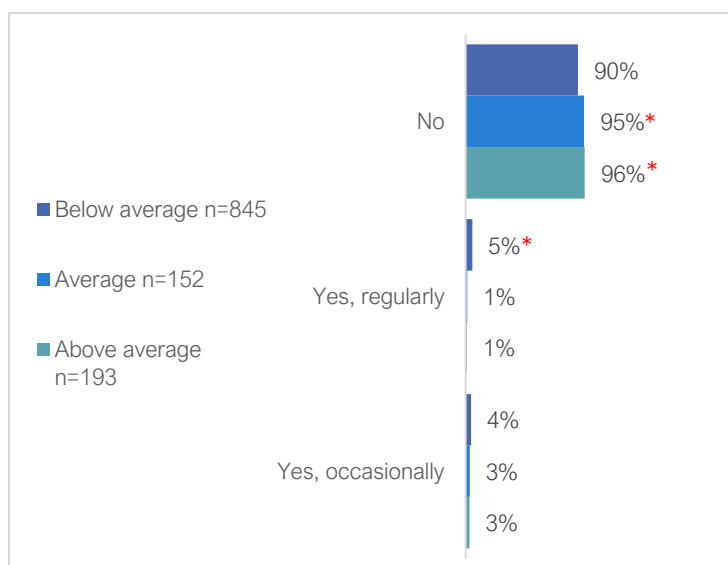


Figure 20: Does your household receive any financial assistance from the government or non-governmental organizations? – by household income.

Households with below-average income consistently receive financial assistance from the government or non-governmental organizations at a significantly higher rate compared to households with an average or above-average income.

This indicates a greater reliance on external support among households with lower income levels.

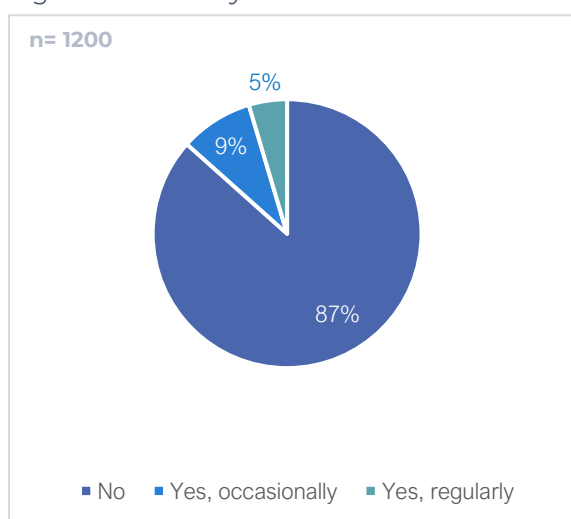


Figure 21: Has your household received any financial support from family or friends living abroad (remittances) in the past year?

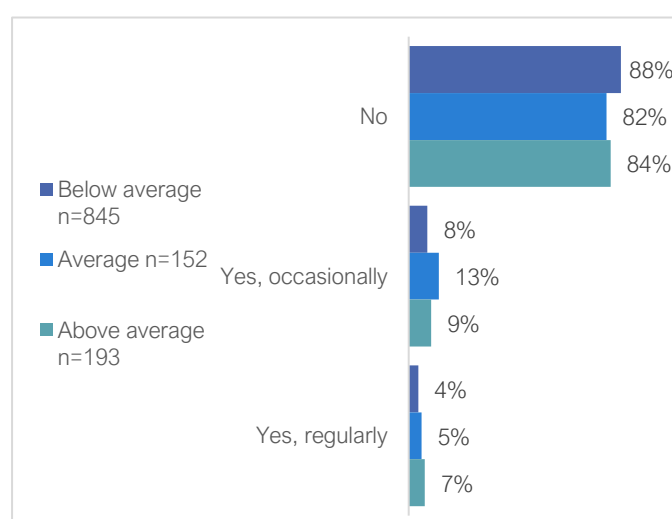


Figure 22: Has your household received any financial support from family or friends living abroad (remittances) in the past year? – by household income.

In the past year, nearly nine in ten households, especially those with incomes below the average, did not receive remittances, aligning with a Mercy Corps report published in July 2023²⁸ that underscores considerable inequality favoring higher-income households receiving larger and more frequent payments, a trend exacerbated by the economic crisis affecting remittance quantities, frequencies, and utilization, revealing a paradox where, despite the growing importance of remittances in Lebanon, most recipient households

²⁸ Thematic report - Lebanese remittances: A Household Analysis. (n.d.). <https://blog.blominvestbank.com/wp-content/uploads/2023/08/Mercy-Corps-Lebanese-Remittances-A-Household-Analysis.pdf>

report a decline in the number of individuals they can depend on for assistance over the past year.

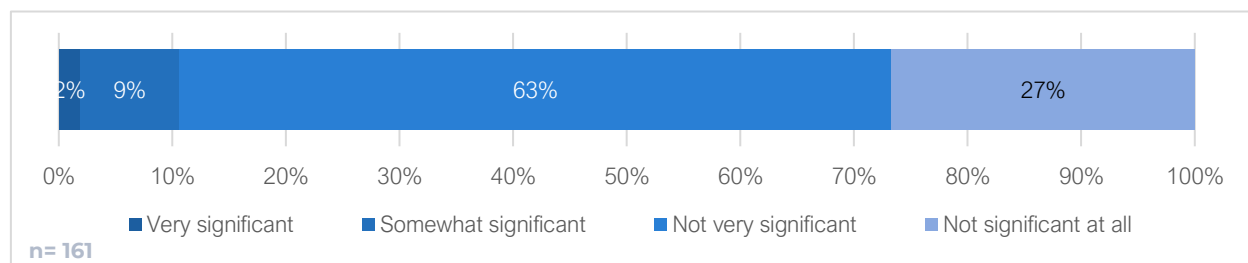


Figure 23: How significant is the amount of remittances your household has received from family or friends abroad in supporting your financial situation?

Among households that have received remittances in the past year, the majority, representing nine out of ten, perceive the received amounts as insignificant, with just a small fraction (one in ten) considering them significant. This finding underscores the subjective perspective on remittance importance within the recipient households, indicating that, for many, remittances may not be a substantial financial support.

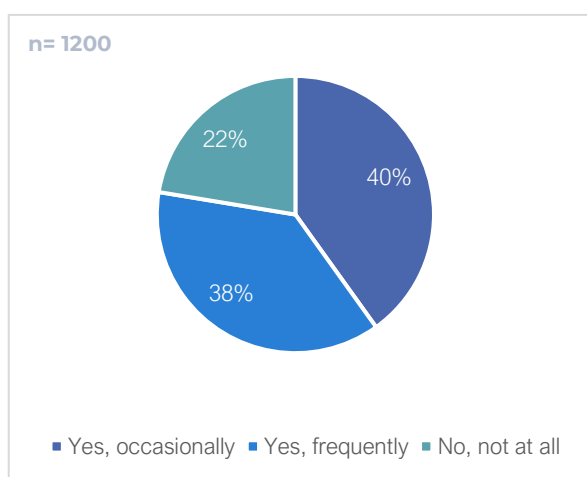


Figure 24: Has your household experienced any difficulty meeting its basic needs (such as food, housing, healthcare) due to your income level in the past year?

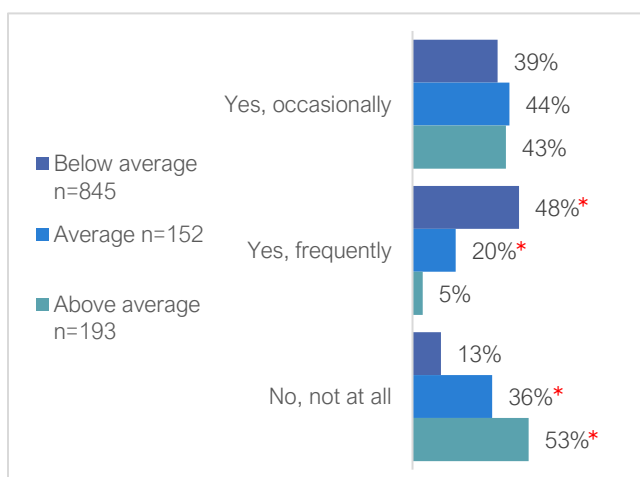


Figure 25: Has your household experienced any difficulty meeting its basic needs (such as food, housing, healthcare) due to your income level in the past year? – by household income.

Nearly eight in ten households find themselves struggling to afford necessities like food, housing, and healthcare, primarily due to their income levels, with seven in ten households falling below the average income bracket.

This finding highlights the stark economic disparities that shape the ability of households to access essential needs. Notably, lower-income households experience these difficulties to a significantly greater extent than their counterparts with average or above-average incomes. This emphasizes the

acute nature of the challenge for those at the lower end of the income spectrum.

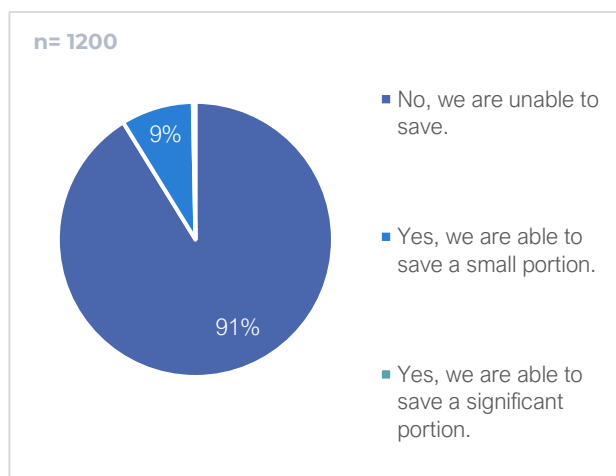


Figure 26: Is your household able to save a portion of its income for emergencies or future expenses?

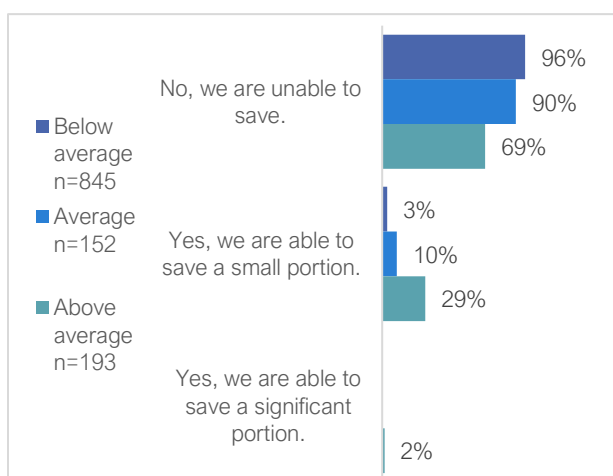


Figure 27: Is your household able to save a portion of its income for emergencies or future expenses? – by household income.

Only one in ten households can set aside a portion of their income for emergencies or future expenses, often in small amounts, and notably, those with above-average incomes tend to save a larger proportion. This finding underscores the financial challenges faced by the majority of households, emphasizing the fact they are only able to make limited savings.

Employment

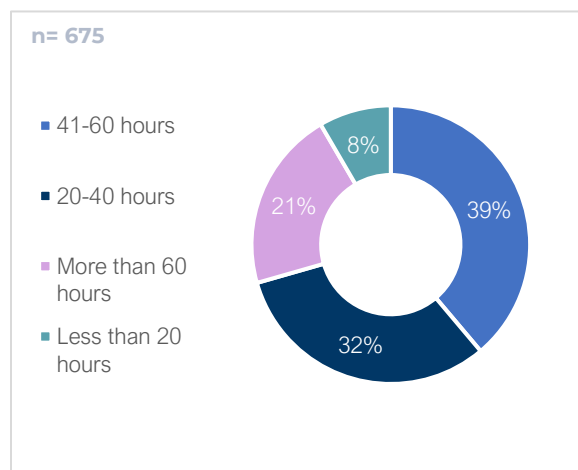


Figure 28: How many hours do you work per week on average?

On average, four in ten respondents work 41-60 hours a week, with a notable trend indicating that those with above-average incomes work significantly longer hours compared to their lower-income counterparts.

Additionally, a significant gender disparity emerges, as male respondents work over 60 hours a week at a considerably higher rate than their female counterparts. This finding offers valuable insights into the distribution of working hours within the surveyed

population, with income and gender playing significant roles in determining the extent of work commitments.

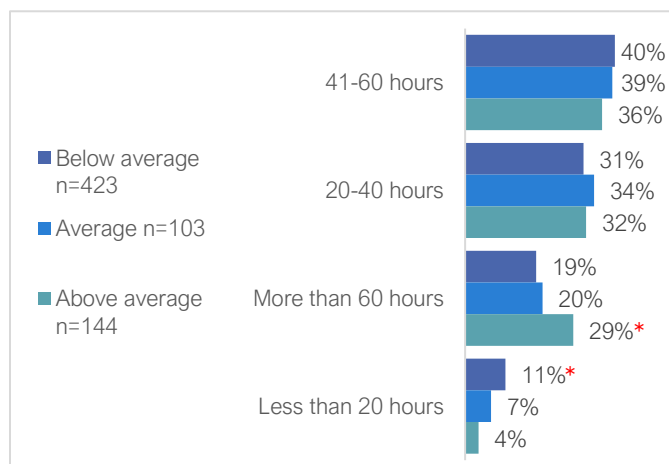


Figure 29: How many hours do you work per week on average? – by household income.

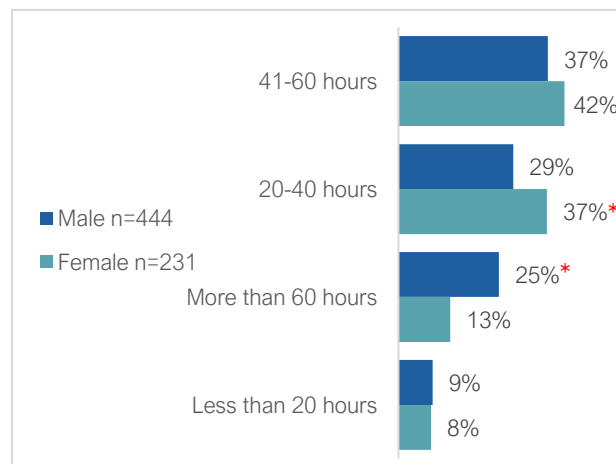


Figure 30: How many hours do you work per week on average? – by gender.

The observed income-related differences suggest the influence of career demands and financial incentives, while the gender disparity highlights potential variations in employment patterns and work-life balance within the Lebanese context.

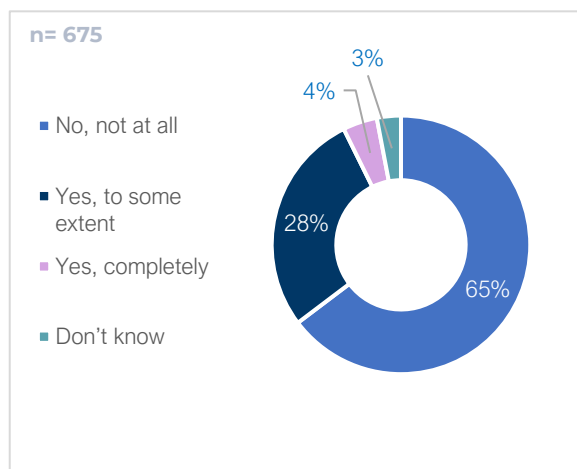


Figure 31: Do you believe that you are remunerated fairly for your job performance in relation to your education level?

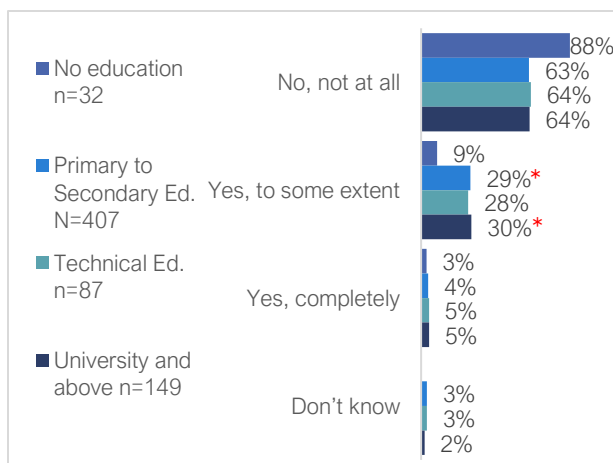


Figure 32: Do you believe that you are remunerated fairly for your job performance in relation to your education level? – by level of education.

While the majority of respondents express dissatisfaction with their job remuneration in relation to their education level, a notable exception emerges among those with secondary and university education and above, who feel significantly more fairly compensated compared to others.

This highlights a prevalent sentiment of discontent with the alignment of compensation with education levels within the surveyed population.

It's important to consider that the ongoing economic crisis, characterized by currency devaluation and a lack of an official or recognized benchmark to gauge salary fairness, might have played a role in shaping these perceptions, adding a layer of complexity to the understanding of job compensation dynamics in the context of Lebanon.

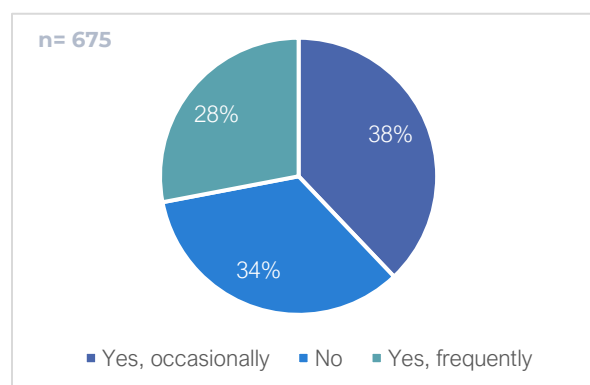


Figure 33: Have you experienced any job insecurity or concerns about job stability in the past year?

Approximately two-thirds of the respondents have grappled with job insecurity over the past year, a pressing issue linked to the ongoing economic crisis characterized by business closure and widespread layoffs.

This finding underscores the significant impact of economic downturns on employment stability.

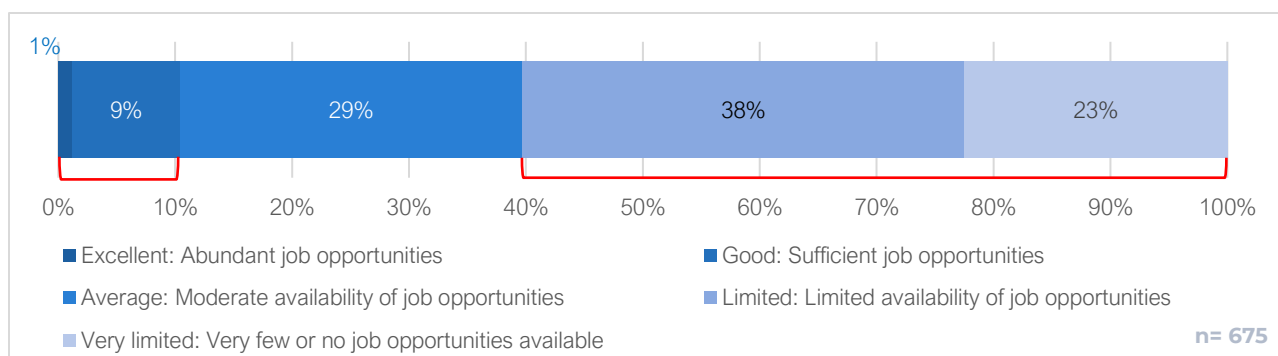


Figure 34: How would you rate the availability of job opportunities in your area of expertise?

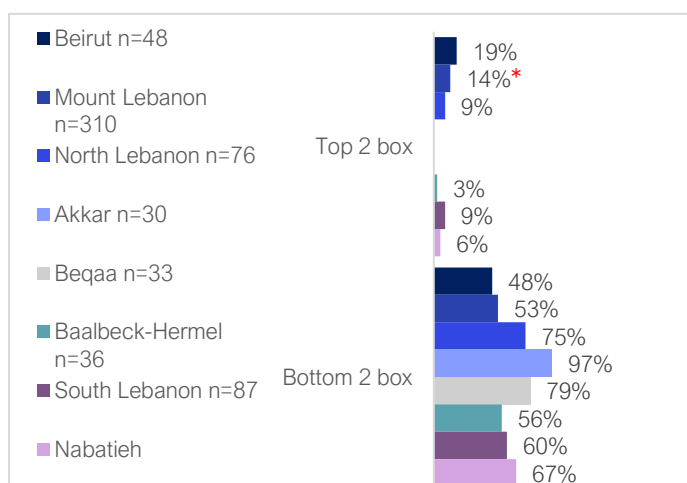


Figure 35: How would you rate the availability of job opportunities in your area of expertise? – by region.

The majority of respondents perceive job opportunities within their area of expertise as limited, with only a minority (10%) rating them as good or excellent.

A noteworthy regional difference emerges, as residents of Mount Lebanon stand out significantly with a higher percentage of positive ratings compared to other regions.

This highlights a widespread perception of constrained job opportunities, with the minority who view them positively representing an optimistic yet relatively small segment.

The regional disparity indicates variations in the job market, suggesting the influence of factors such as economic development and the substantial presence of companies and industries operating within the region.

The findings reflect a potential mismatch between the qualifications and expectations of the workforce and the job market's capacity to absorb and utilize these skills, remunerating them fairly. This misalignment can lead to underemployment, reduced job satisfaction, and overall economic inefficiency.

Wealth and Assets

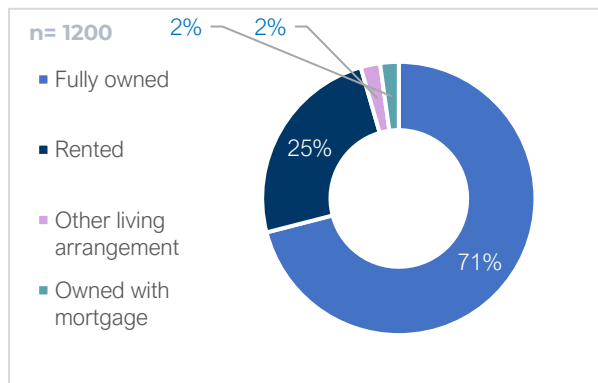


Figure 36: Is the household's main residence:

n= 1200



Average number of houses/apartments owned with no mortgage:

1

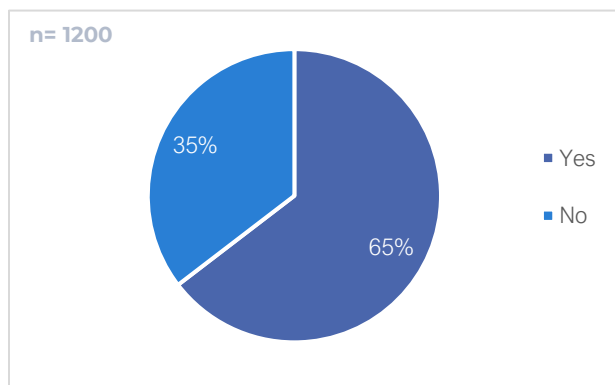


Figure 37: Do your household members own a vehicle?

n= 775



Average number of cars owned by household:

1

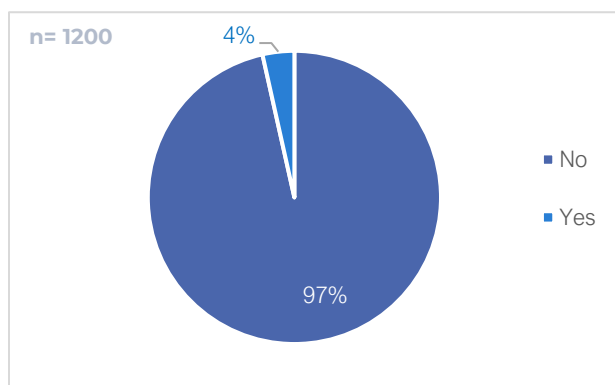


Figure 38: Do you have savings or investment accounts, whether alone or with someone else?

n= 42



Average number of savings or investment accounts:

1

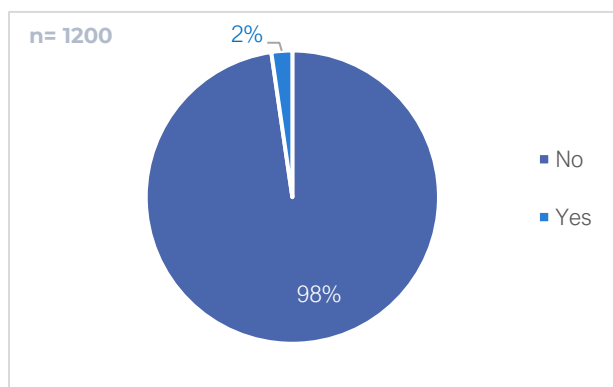


Figure 39: Do you personally have any investments in stocks, bonds, or other financial instruments?

Seven in ten respondents fully own a house, averaging one house per respondent. Over six in ten households own a vehicle, averaging one vehicle per household.

However, when it comes to financial assets, less than ten percent of respondents own a savings or investment account, with an average ownership of one account, and less than ten percent invest in stocks, bonds, or other financial instruments.

This snapshot of ownership and investment patterns highlights the prevalence of tangible assets like homes and vehicles, while underscoring a significant lack of participation in financial assets and investment opportunities. This diminished participation may also be attributed to the prevailing lack of trust in financial institutions, as well as the notable trend of banks no longer introducing new savings accounts²⁹, both of which significantly contribute to the prevailing hesitance to save.

The findings invite questions about financial literacy, accessibility to financial services, and the prevailing investment culture within the population.

²⁹ Arnold, T. (2019, November 13). Breakdown of trust in financial system deepens crisis in Lebanon. Reuters. <https://www.reuters.com/article/us-lebanon-protests-banks-analysis-idUSKBN1XN1ER>

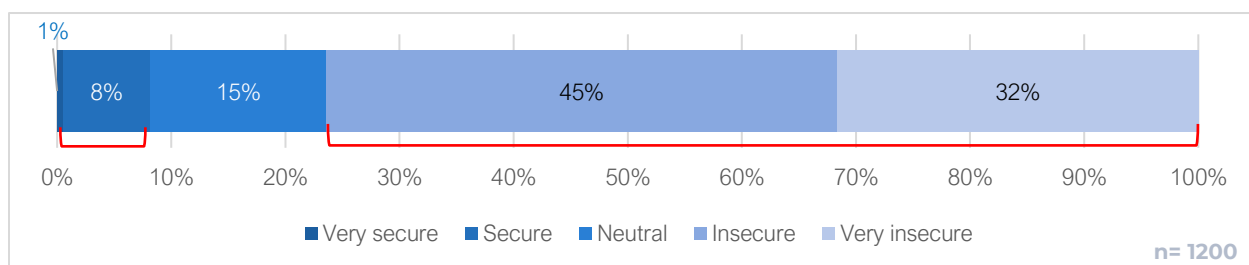


Figure 40: How would you rate your household's overall financial security, considering the amount of savings you have available?

The financial security spectrum reveals a stark divide between respondents, with nearly three-quarters rating their household on the insecure end, while only a small fraction, 9%, perceiving their household as secure.

These findings underscore a concerning trend in the perception of financial security within the surveyed population, highlighting the prevalent anxiety surrounding economic stability. The limited percentage that perceives their household as secure suggests that there is a substantial need for improving financial well-being and security.

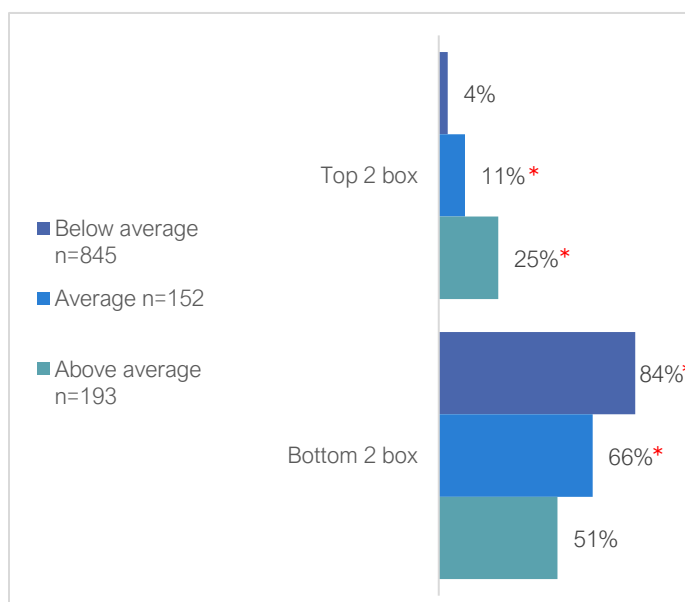


Figure 41: How would you rate your household's overall financial security, considering the amount of savings you have available? – by household income.

Above-average income households are significantly more likely to rate their household's financial security as secure, while below-average households are more significantly present on the insecure end. Average-income households are significantly represented among both ends of the spectrum.

Above-average income households, with their financial resources and stability, are more inclined to perceive their financial security in a positive

light. Conversely, below-average income households, facing financial challenges, are more likely to express insecurity about their financial situation.

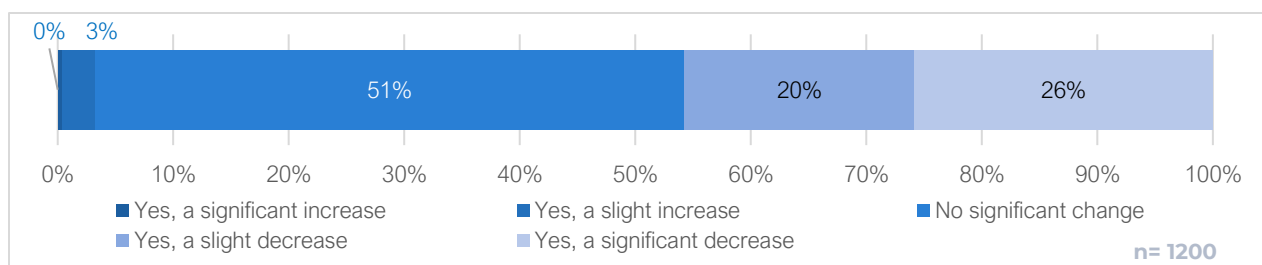


Figure 42: Have you experienced any significant changes in your household's overall wealth or assets over the past year?

Roughly half the respondents reported no significant change in their household's wealth or assets over the past year, while almost an equal proportion faced a decrease. A mere 3% experienced an increase in their household's wealth or assets.

This emphasizes both a degree of stability and widespread financial challenges. The balanced distribution between those with no change and those with decreased wealth or assets underscores the uncertainty and difficulties posed by the deteriorating economy. The limited percentage of respondents seeing an increase in wealth or assets suggests that this positive change is relatively uncommon.

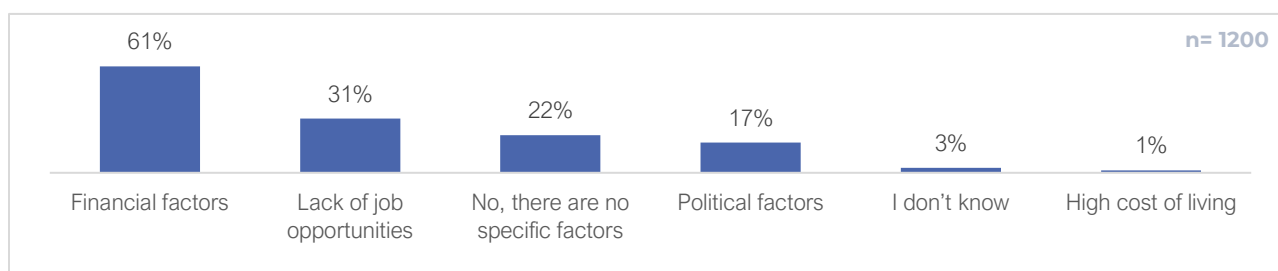


Figure 43: What are the specific factors or circumstances that have impacted your household's ability to accumulate wealth or assets?

Other factors mentioned by respondents include sickness, low wages/reduction in income, poor management, personal circumstances, and international factors.

More than half the respondents attributed their household's inability to accumulate wealth or assets to financial factors, and nearly a third cited the lack of job opportunities.

Dollarization

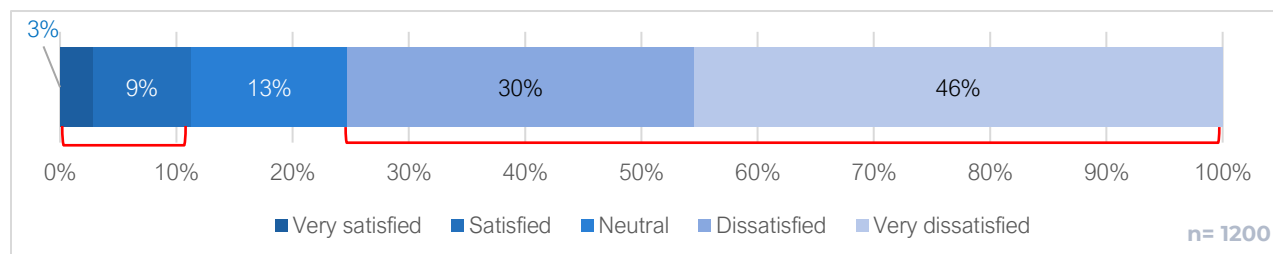


Figure 44: How do you feel about private markets and services shifting their prices to USD?

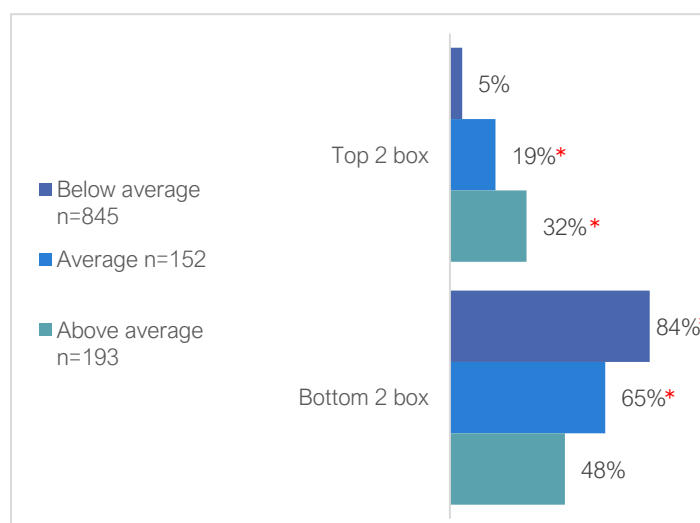


Figure 45: How do you feel about private markets and services shifting their prices to USD? – by household income

More than seven in ten respondents express dissatisfaction with the transition of private markets and services to USD prices, while only about one in ten reports being satisfied. Notably, respondents with above-average household incomes appear significantly more satisfied with this shift, in contrast with those who have below-average household incomes, who exhibit

significantly greater dissatisfaction. This trend highlights potential disparities in the impact of the shift on individuals with different income levels.

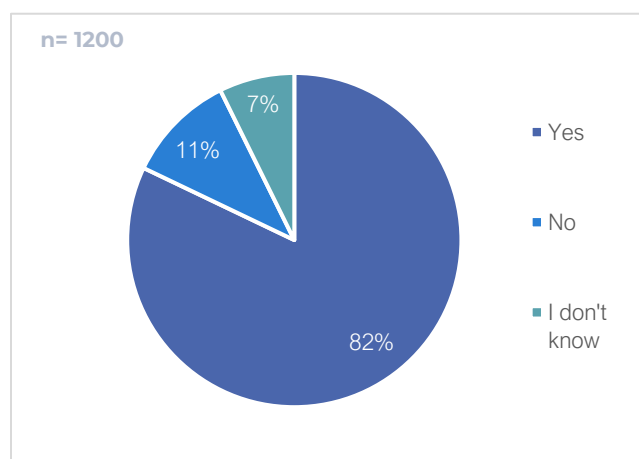


Figure 46: Do you believe this shift of prices to USD will impact the socioeconomic situation in Lebanon?

More than eight in ten respondents believe that the shift in prices will have an impact on the socioeconomic situation in Lebanon. Alarming, nearly nine in ten respondents view this impact as negative, while only one in ten perceive it positively.

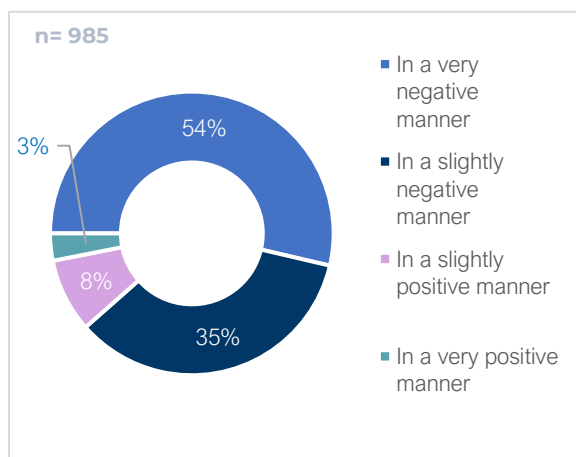


Figure 47: How do you think this shift will impact the socioeconomic situation in Lebanon?

This finding highlights the profound concern and pessimism among the surveyed population regarding the consequences of the shift in prices on the socioeconomic situation in Lebanon. The fact that the overwhelming majority anticipates a negative impact underscores the gravity of the situation and the perceived challenges and hardships associated with these changes.

Expenditure and Living Conditions

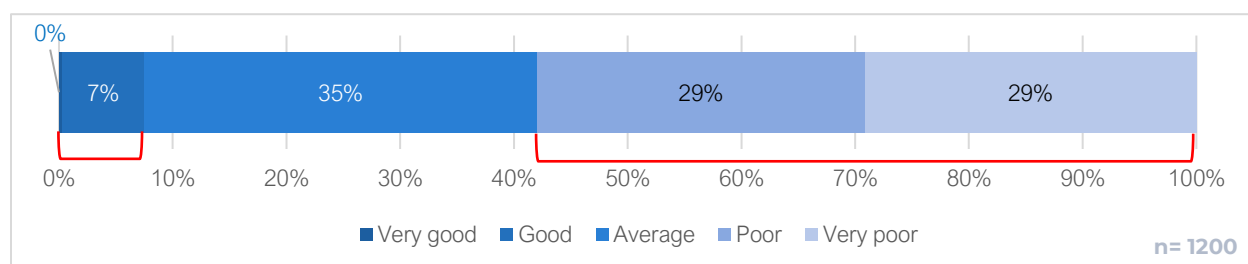


Figure 48: How would you describe your household's current living conditions?

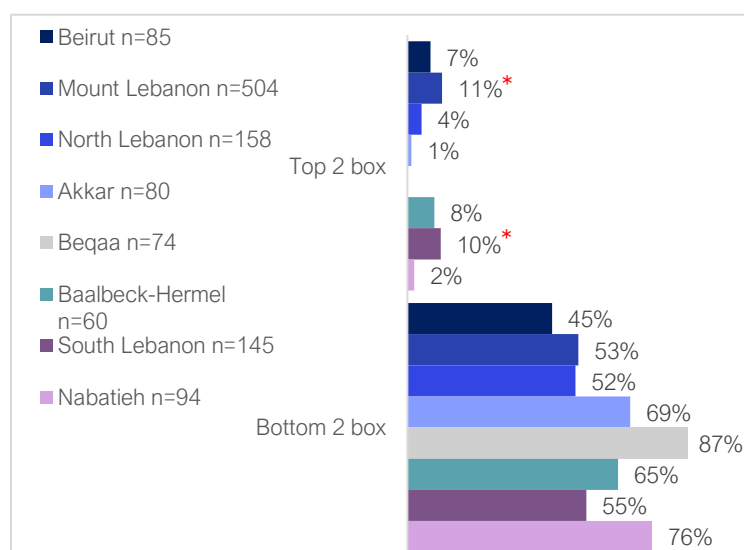


Figure 49: How would you describe your household's current living conditions? – by region.

Over three in ten respondents report living in average living conditions, while nearly six in ten describe their living conditions as poor to very poor. Only less than one in ten respondents claim to be living in good to very good conditions.

Significantly, residents of Mount Lebanon and South Lebanon report noticeably better living conditions than residents in other regions.

This finding underscores the diverse range of living conditions experienced by the surveyed population, with the majority expressing a degree of dissatisfaction with their current circumstances.

The prevalence of respondents living in poor to very poor conditions indicates a concerning level of subpar living standards within the surveyed community.

Notably, the regional disparities, with residents of Mount Lebanon and South Lebanon reporting better living conditions, point to potential regional variations in socioeconomic development and access to resources.

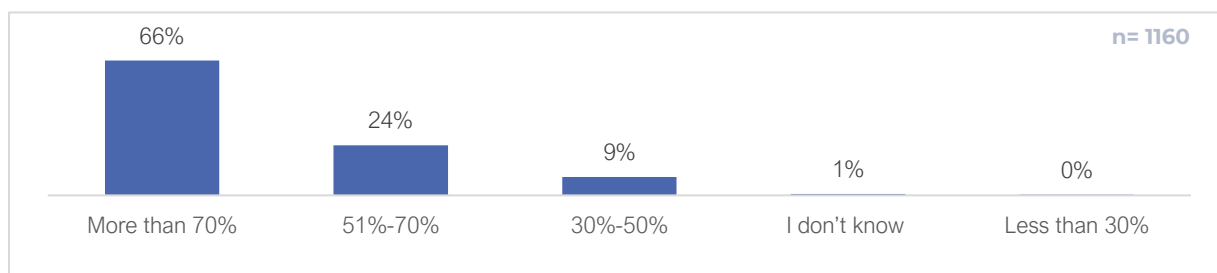


Figure 50: Approximately, what percentage of the household income does your household spend on necessities (e.g., housing, food, utilities)?

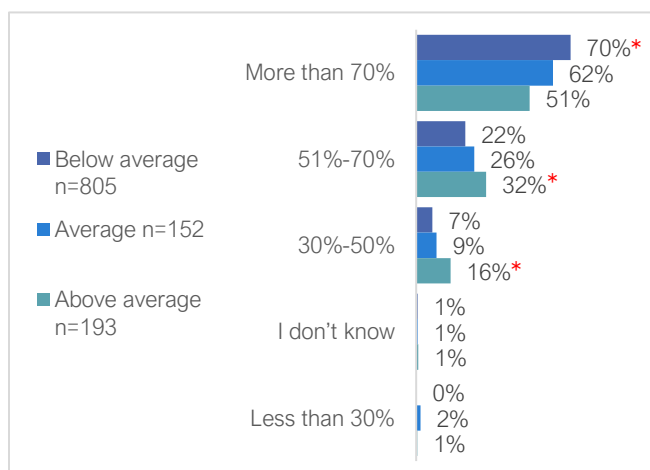


Figure 51: Approximately, what percentage of the household income does your household spend on necessities (e.g., housing, food, utilities)? – by household income.

Two-thirds of respondents allocate more than 70% of their household income to cover basic needs such as housing, food, and utilities, with significantly higher proportions of below-average income households falling into this spending category. In contrast, above-average income households appear to allocate significantly smaller portions of their income to these necessities.

This finding unveils a stark economic division in the allocation of income for essential expenses within the surveyed population, reflecting the financial strain experienced by a significant portion of the population. The observation that below-average income households are more likely to fall into this spending category emphasizes the challenges faced by lower-income groups in meeting their basic needs.

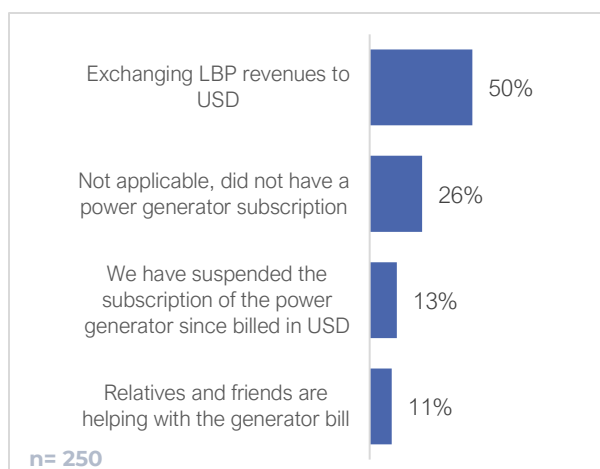


Figure 52: How is your household settling the power generator bill in USD?

The vast majority of respondents, more than eight in ten, do not have private health insurance, and one in ten have canceled their insurance due to it being billed in USD.

This illustrates the limited accessibility of private health insurance within the surveyed population, highlighting the impact of currency-related challenges on access to healthcare.

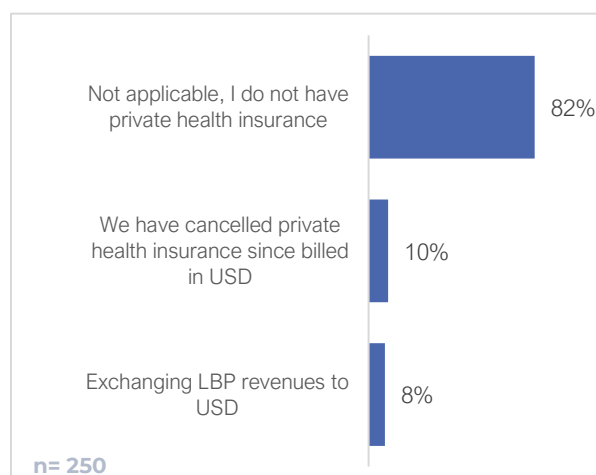


Figure 53: How is your household settling the private health insurance bills in USD?

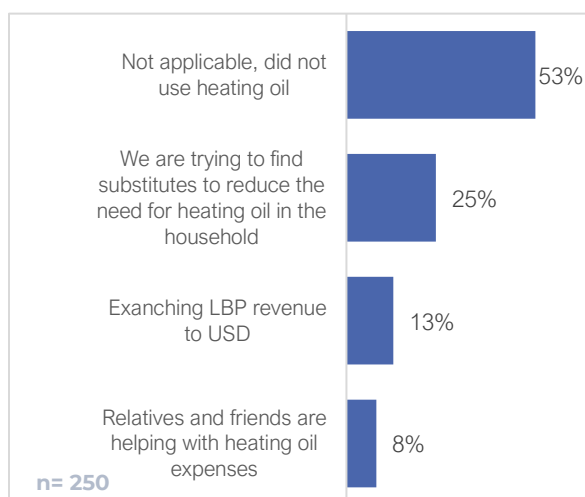


Figure 54: How is your household paying for heating oil in USD?

Approximately half the respondents exchange a portion of their income from Lebanese Pounds (LBP) into US Dollars (USD) to pay their power generator bills, while more than one in ten households have decided to suspend their power generator subscription due to the billing being in USD.

A quarter of the respondents are actively seeking substitutes to reduce their reliance on heating oil in their household due to it being billed in USD.

This finding reveals the adaptive responses of a significant portion of the surveyed population to address the challenges posed by USD billing.

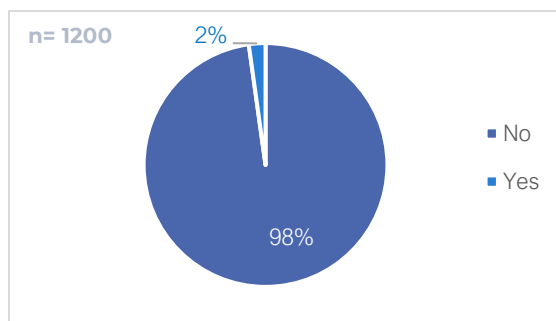


Figure 55: Do you have a domestic worker (housekeeper) employed?

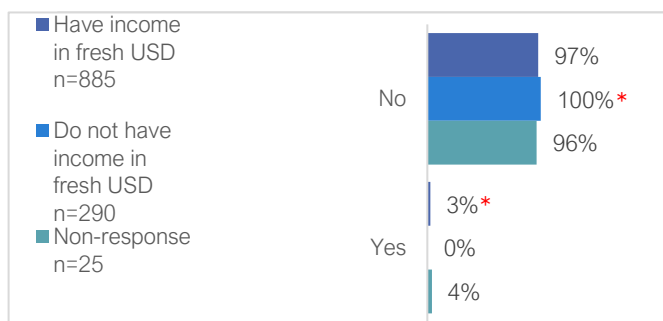


Figure 56: Do you have a domestic worker (housekeeper) employed? - by access to fresh USD.

A very small proportion of respondents have domestic workers (housekeepers) employed in their households.

All households who do not have any income in fresh USD, do not have a domestic worker employed.

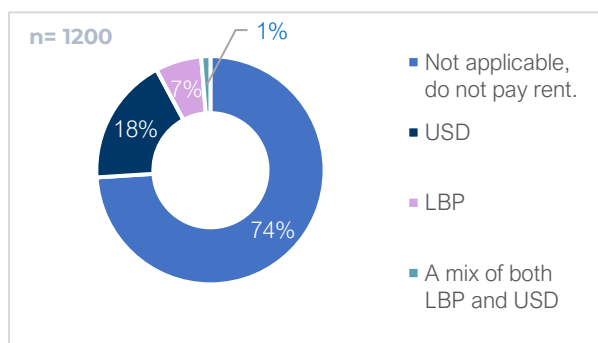


Figure 57: In what currency should your rent be settled with the landlord (in case you pay rent)?

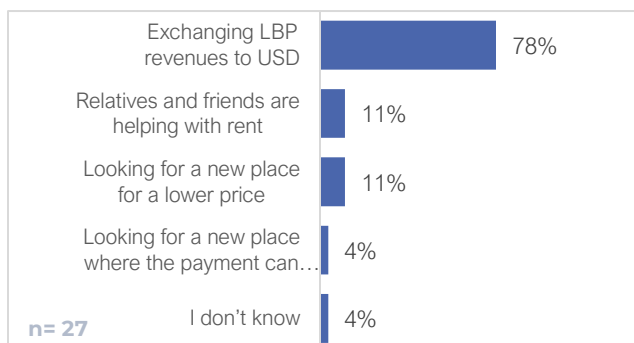


Figure 58: How is your household settling the USD portion of the rent?

Only 2% of households (n=27) settle their rent in USD partially or fully, without any income in fresh USD. The majority settle the payment by exchanging LBP income to USD. One in ten households are in search of a new residence.

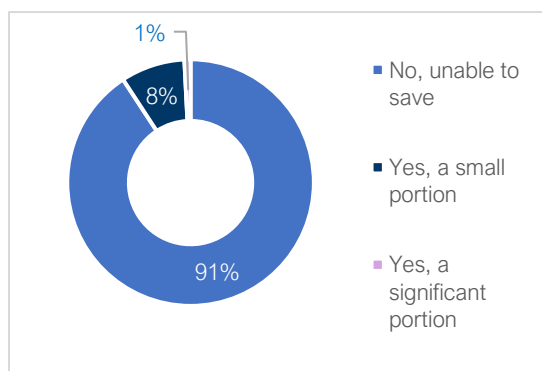


Figure 59: Is your household able to save a portion of the income regularly?

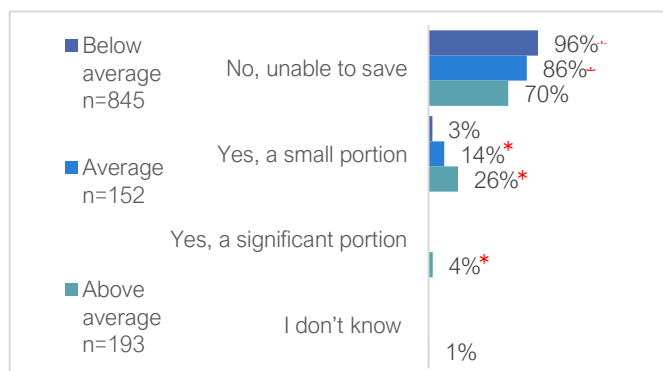


Figure 60: Is your household able to save a portion of the income regularly? - by household income.

Nine in ten households are unable to save a portion of their income on a regular basis, with the minority who can save being significantly more prevalent among average and above-average income households.

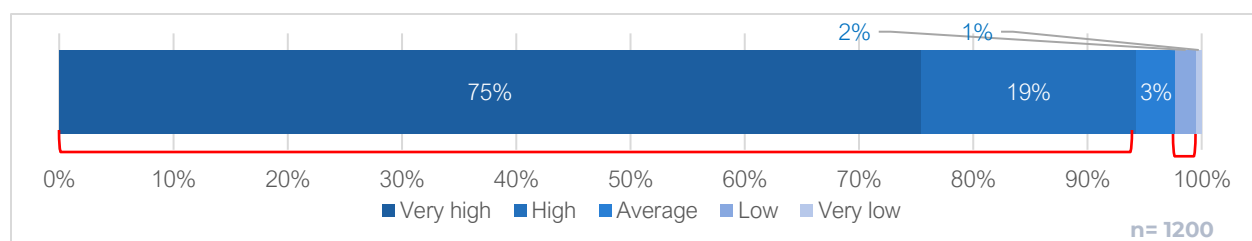


Figure 61: How would you rate the cost of living in Lebanon?

A striking majority – over nine in ten – rate the cost of living in Lebanon as high to very high.

This perception of a high cost of living aligns with earlier findings, such as the prevalence of households allocating a significant portion of their income to necessities and their inability to save regularly.

These findings collectively underscore the financial strain many households are under, where covering daily expenses takes precedence over saving and other financial goals. The high cost of living may also contribute to the majority's dissatisfaction with the shift to USD pricing in private markets and services.

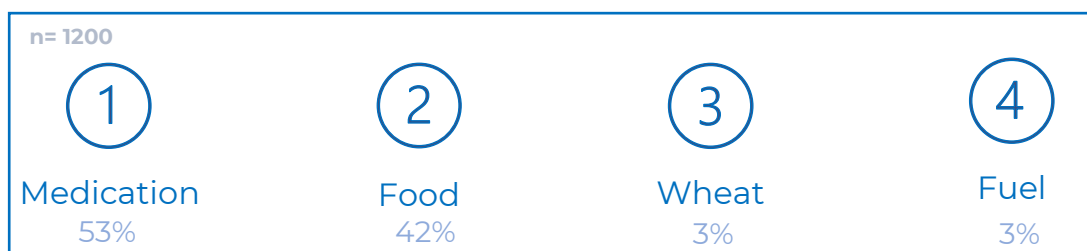


Figure 62: I will now list four basic necessities; I want you to rank them in order of priority to be subsidized – by Top priority.

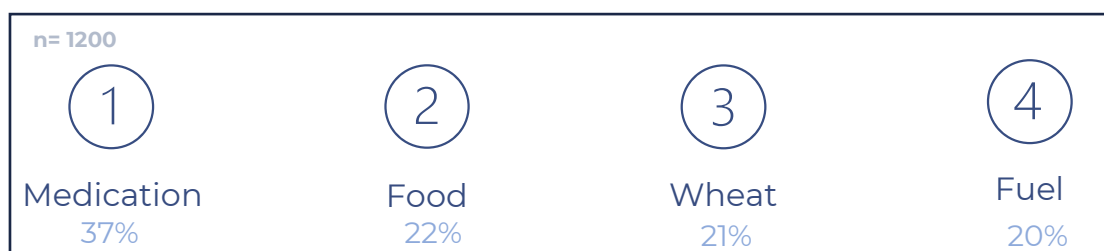


Figure 63: I will now list four basic necessities; I want you to rank them in order of priority to be subsidized – by Top priority, 2021 survey results.

When asked to prioritize subsidies for necessities, more than half the respondents indicated that medication should be granted top priority for subsidization. Slightly over two-fifths believe that food should receive top priority, while remaining respondents considered wheat and fuel to be of equal priority for subsidization, each at 3%. The overwhelming support for subsidizing medication reflects the critical importance of affordability and accessibility to essential medications.

Comparing the prioritization to the 2021 survey results, two-fifths of respondents had ranked medication as the most important necessity to be subsidized, leaving the remaining three-fifths to be equally divided between food, wheat, and fuel respectively.

These findings reflect a shift in the priorities of Lebanese citizens over the span of two years, a period marked by the persistence of an economic crisis. This shift occurs against the backdrop of a depreciating currency and the lifting of subsidies on essential medicines by the BDL. The consequence has been a further escalation in the prices of vital medications, exacerbating the challenges of ongoing medicine shortages³⁰.

³⁰ Bajis, D., Bajis, S., Akel, M., Bizama, A. P., & Chaar, B. (2023). A grounded theory approach to exploring the experiences of community pharmacists in Lebanon to a triple whammy of crises: The Lebanese Financial Crisis, covid-19 pandemic, and the Beirut Port Explosion. *Exploratory Research in Clinical and Social Pharmacy*, 9, 100217. <https://doi.org/10.1016/j.rcsop.2022.100217>

Impact of the Economic Crisis

The questionnaire delved into the effects of the ongoing economic crisis by assessing various aspects of people's lifestyles before and after its onset. Respondents were prompted to reflect on the period spanning from 2021 to the present day when making these comparisons.

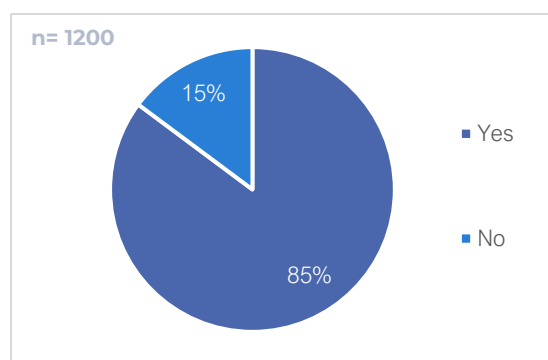


Figure 64: Has your household shifted to lower-quality brands of food compared to 2021?

More than eight in ten respondents have shifted to lower-quality brands of food, while less than two in ten have not changed the quality of food they consume.

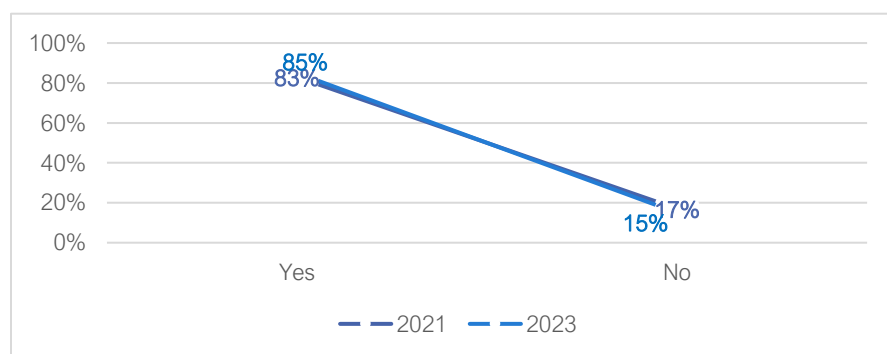


Figure 65: Has your household shifted to lower-quality brands of food compared to 2021? – compared to 2021 survey.

The percentage of respondents who have shifted to lower-quality brands of food has remained approximately constant over the past two years, with an increase of only

two percentage points between the years 2021 and 2023. The comparison indicates a relatively stable trend among Lebanese citizens when shifting to lower-quality brands of food in light of the economic crisis. This further implies that factors influencing choice of brands, such as affordability and availability, have remained consistent during this period.

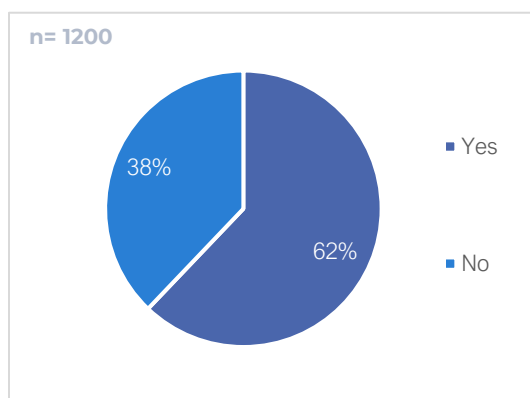


Figure 66: Has your household reduced the quantity of food consumed compared to 2021?

More than three in five respondents have reduced the quantity of food consumed by their household.

This finding highlights the inability of many citizens to afford the food quantities purchased prior to the crisis.

On the contrary, Lebanese citizens are now sustaining on less food quantities sufficient to meet the basic needs of the household.

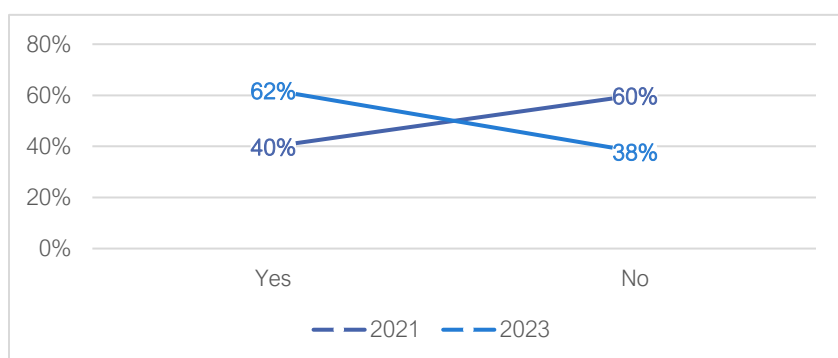


Figure 67: Has your household reduced the quantity of food consumed compared to 2021? – compared to 2021 survey.

Nevertheless, the percentage of respondents who have reduced the quantity of food consumed by their household has significantly increased in comparison to the year 2021, when only two fifths of

respondents relied on such measures to sustain living.

These findings highlight the rising economic challenges faced by the Lebanese society and aligns with the population's concerns over food insecurity in the country.

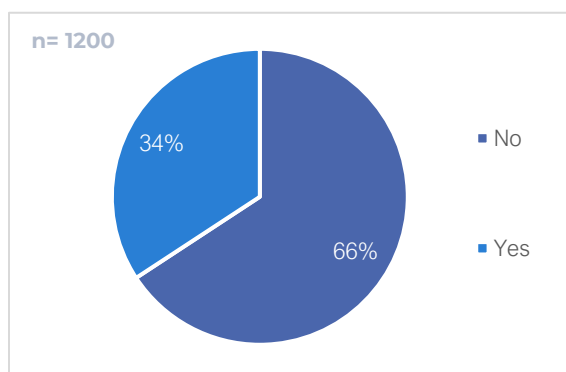


Figure 68: Has your household reduced the number of meals consumed per day compared to 2021?

One third of respondents have reduced the number of meals consumed by their household per day. This finding, along with the previous two, provides insight into measures taken by the Lebanese society to deal with crises and food insecurity.

A comparison with the 2021 study shows a relatively constant trend among Lebanese citizens with regards to reducing the number of meals consumed per day in times of crisis.

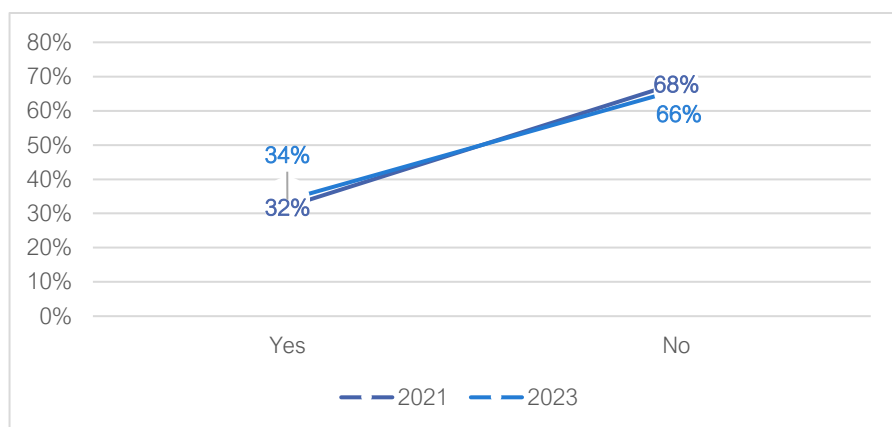


Figure 69: Has your household reduced the number of meals consumed per day compared to 2021? – compared to 2021 survey.

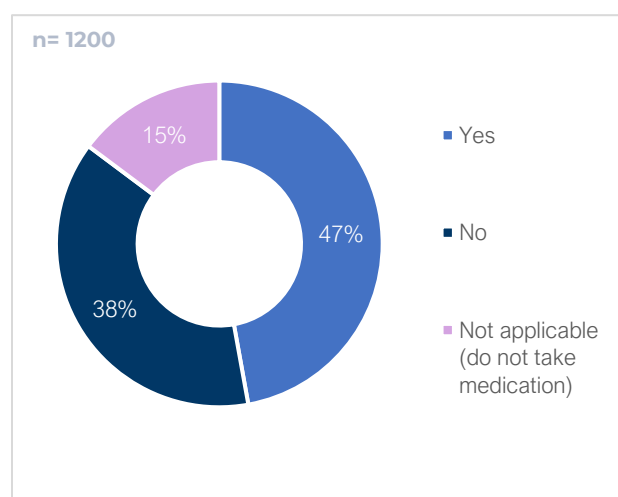


Figure 70: Was anyone in your household unable to take any necessary medication when needed, because of related costs?

Almost half the respondents (or a member of their household) were unable to take necessary medication when needed because of related costs. Not only does this finding highlight a decrease in the purchasing power of many Lebanese citizens, but it also emphasizes the negative repercussions of the economic crisis on the wellbeing and health of members within the Lebanese population.

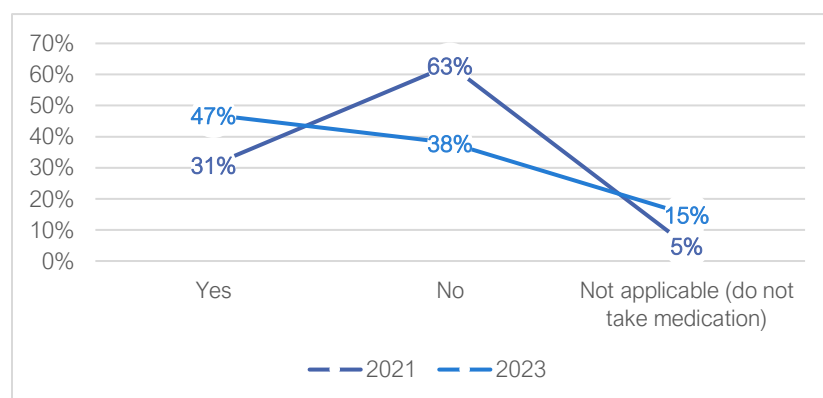
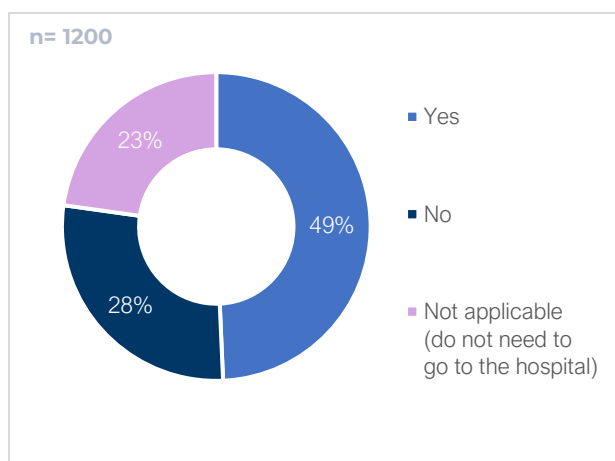


Figure 71: Was anyone in your household unable to take any necessary medication when needed, because of related costs? – compared to 2021 survey.

The number of people who refrained from taking necessary medication while sick or for a chronic disease due to related costs has increased by 16 percentage points in comparison to the 2021 national survey.

This finding suggests that the implications of the economic crisis on the health and wellbeing of Lebanese citizens have been mounting over the past two years. The rising rate of people unable to afford required medication raises a concern over the ability of society members to meet basic medical needs, especially during times of crisis.



Half the respondents (or a member of their household) were unable to go to the hospital when needed because of related costs. This discovery aligns with the previous findings, affirming concerns around the impact of the economic crisis on the ability of Lebanese citizens to access proper health care and meet required medical needs.

Figure 72: Was anyone in your household unable to go to the hospital when needed, because of related costs?

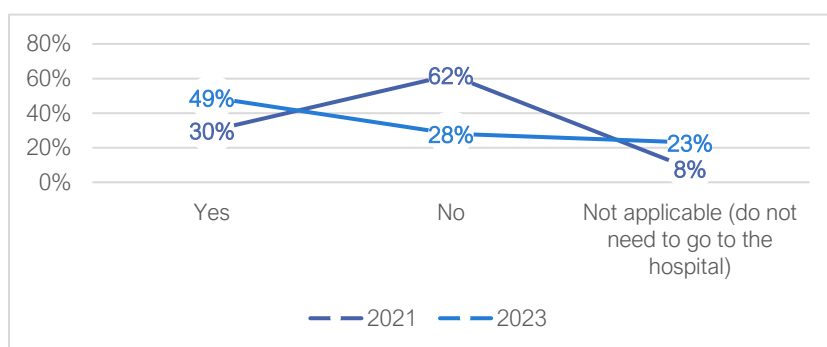


Figure 73: Was anyone in your household unable to go to the hospital when needed, because of related costs? – compared to 2021 survey.

The percentage of respondents who were unable to go to the hospital when needed, due to related costs, has increased by almost twenty percentage points, since 2021. This finding aligns with the broader concerns

regarding the access to adequate healthcare and medication.

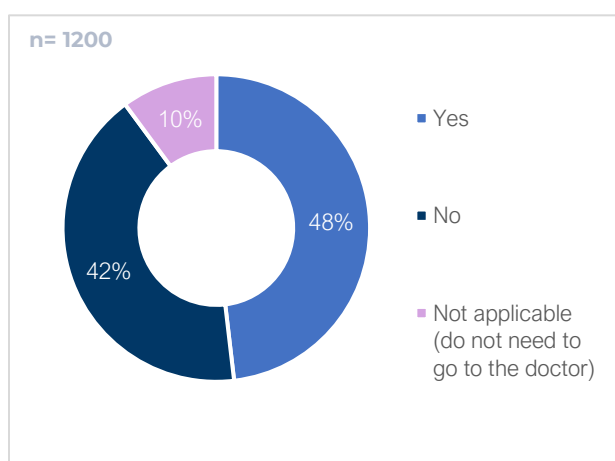


Figure 74: Was anyone in your household unable to go to the doctor when needed, because of related costs?

In addition to many citizens' inability to take required medication or go to the hospital if needed, half the survey respondents expressed their inability to visit the doctor when needed, due to related cost. And while two fifths of respondents didn't face this difficulty, it is important to highlight the consequences of the economic crisis on the ability of many citizens to obtain professional medical consultations.

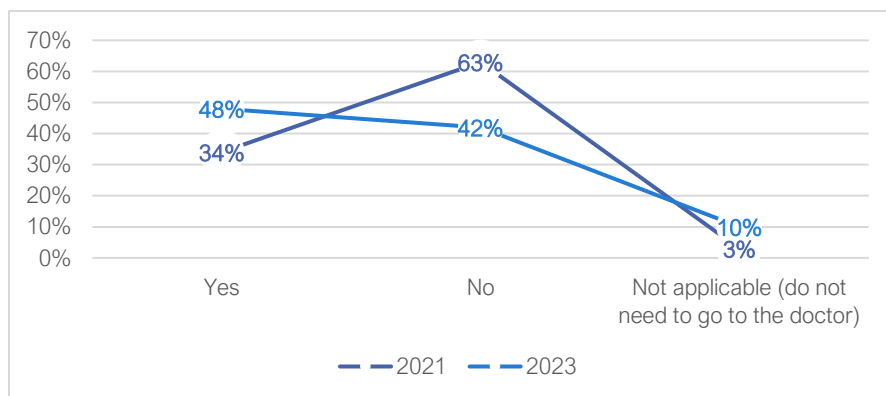


Figure 75: Was anyone in your household unable to go to the doctor when needed, because of related costs? – compared to 2021 survey.

The comparison between the results of the 2021 national survey and the 2023 survey confirms the growing impact of the economic crisis on Lebanese citizens' ability to obtain sufficient medical consultations.

The following situation calls for the need to build an action plan through which health care services become accessible and affordable to the population as a whole.

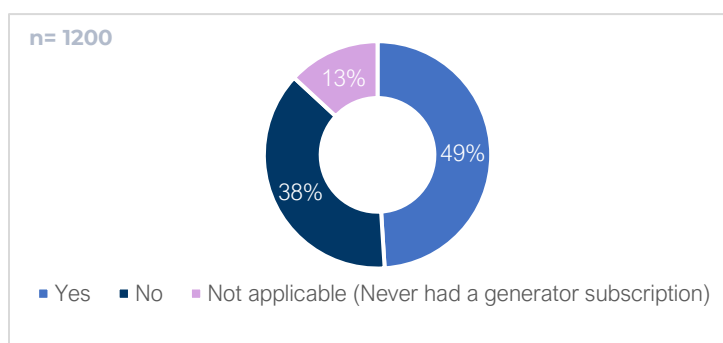


Figure 76: Has your household reduced the amount of subscription to the power generator because of the high bill? (Such as changing the subscription plan from 5 Amperes to 2 Amperes).

Half the households surveyed have decreased their power generator subscription due to the high bills.

This can be explained by the decrease in purchasing power, or the increase in generator bills due to inflation.

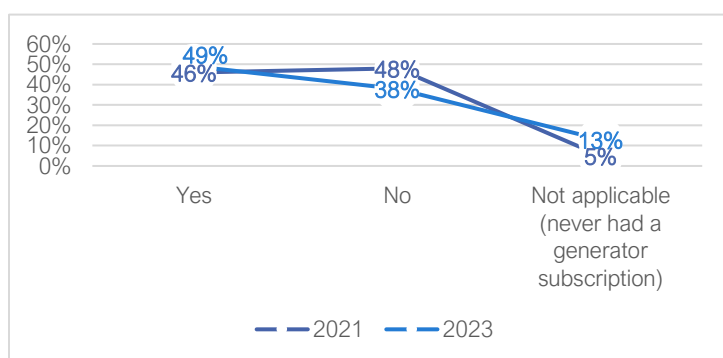
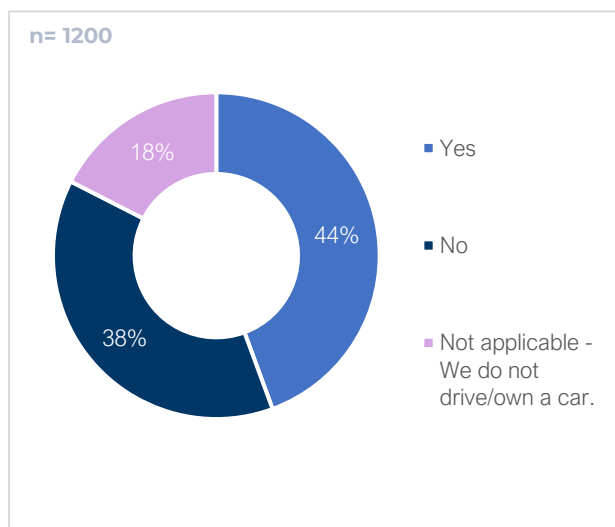


Figure 77: Has your household reduced the amount of subscription to the power generator because of the high bill? (Such as changing the subscription plan from 5 Amperes to 2 Amperes) – compared to 2021 survey.

The percentage of respondents who have decreased their power generator subscription due to the high bill has been relatively constant over the course of the past two years, with an increase of only three percentage points since 2021.



Over two fifths of the respondents (or a member of their household) have switched to an alternative means of transportation because of high transportation cost, while one in five respondents already did not drive or own a car.

Figure 78: Has anyone in your household switched to alternative transportation means because of high transportation cost?

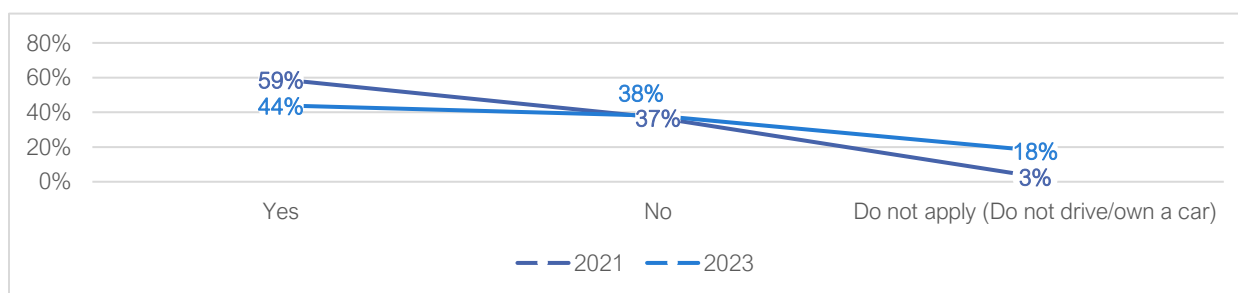


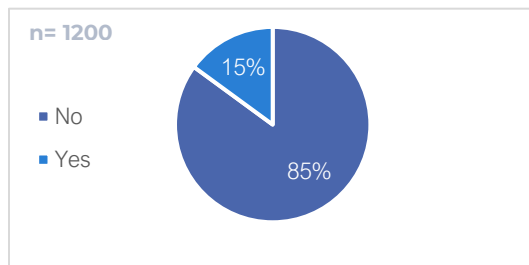
Figure 79: Has anyone in your household switched to alternative transportation means because of high transportation cost? – compared to 2021 survey.

Compared to the 2021 survey, the percentage of respondents who have switched to alternative transportation means due to high transportation costs has decreased by fifteen percentage points.

This finding suggests that Lebanese citizens are accommodating to changes in the cost of transportation and are less likely to substitute their means of transportation as the crisis remains.

This could also be attributed to the absence of a well-structured, cost-effective public transportation network.

The Banking Crisis



More than one in ten respondents had their savings deposited in a Lebanese bank prior to the crisis.

Figure 80: Did you have any money saved in a Lebanese Bank prior to the crisis?

The economic crisis was further exacerbated by a banking crisis, sending shockwaves through the country's financial system. The crisis was characterized by a liquidity shortage, capital controls, and widespread public frustration as depositors found themselves grappling with restricted access to their funds³¹. Banque du Liban (BDL), Lebanon's central bank, implemented measures that prompted depositors to gradually withdraw their money, further deepening the economic challenges faced by the nation.

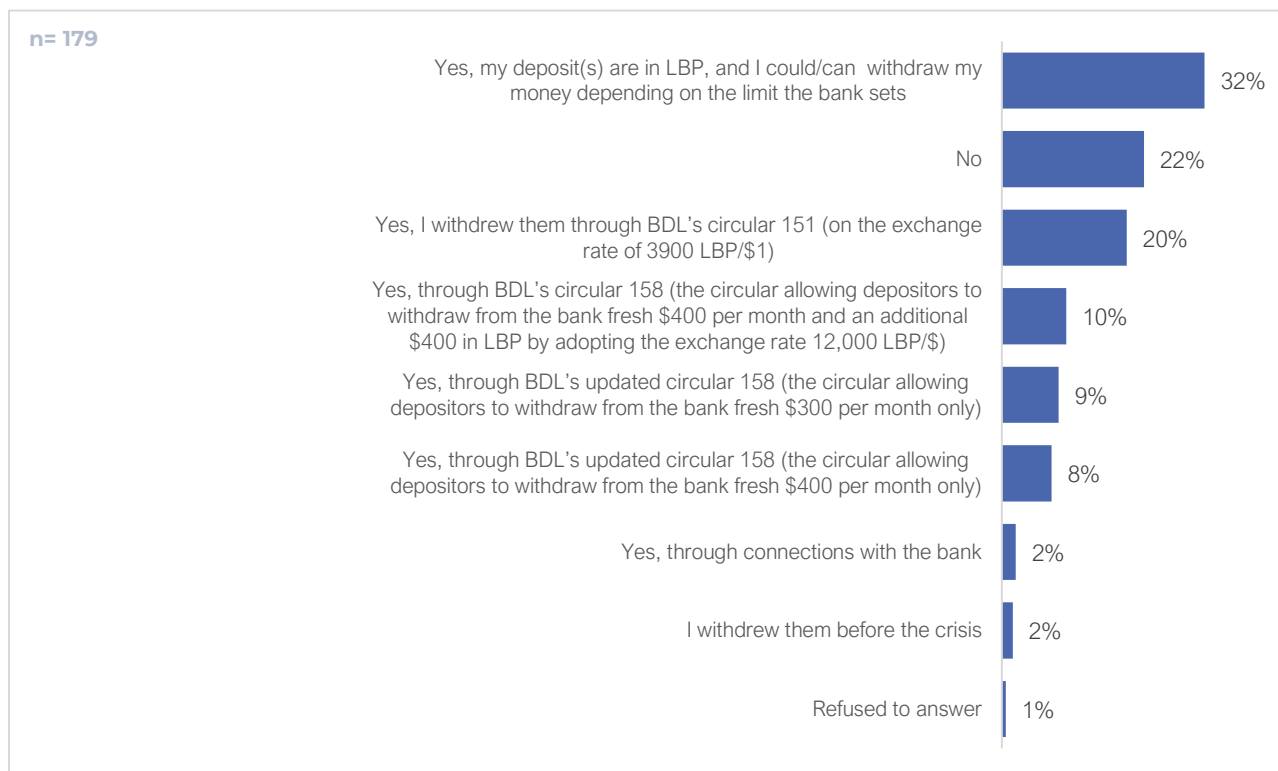


Figure 81: Were you able to retrieve any of your money back following the crisis?

³¹ Connelly, C., Katulis, B., & Diwan, I. (2023, November 16). Lebanon's economic crisis: A tragedy in the making. Middle East Institute. <https://www.mei.edu/publications/lebanons-economic-crisis-tragedy-making>

A third of the respondents had deposits in Lebanese Pounds (LBP) and withdrew their savings upon the bank-imposed withdrawal limits, while nearly a quarter were unable to retrieve any of their savings. The remaining respondents managed to retrieve their money based on various circulars released by the Banque du Liban (BDL).

The inability of nearly a quarter of respondents to retrieve any of their savings underscores the severity of the crisis' impact on depositors and the financial losses incurred.

Outlook for the Future and Emigration

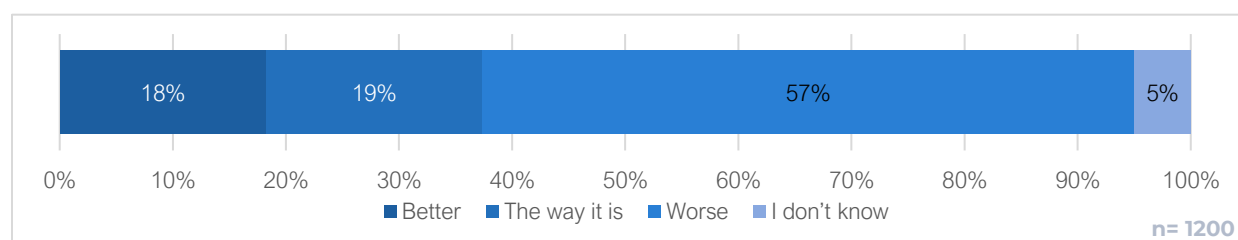


Figure 82: What is your outlook on Lebanon's economy in the upcoming two years? Will it be...

More than a third of the respondents have a neutral or optimistic outlook on Lebanon's economy over the next two years. However, alarmingly, more than half have a pessimistic outlook.

The significant proportion of respondents with a pessimistic outlook highlights the prevailing concerns and uncertainty regarding Lebanon's economic future. These concerns are likely influenced by the ongoing economic crisis, currency devaluation, high cost of living, and related challenges. The fact that more than a third maintain a neutral or optimistic outlook amidst these challenges may reflect resilience or adaptability within a portion of the population.

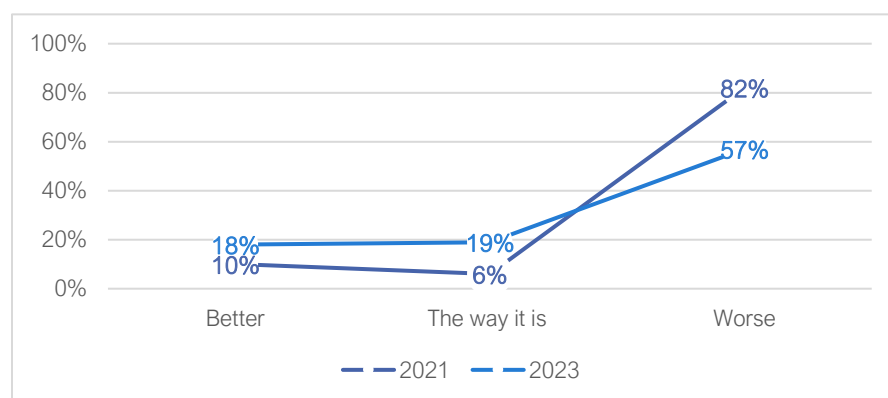


Figure 83: What is your outlook on Lebanon's economy in the upcoming years? Will it be... – compared to 2021 survey.

The number of respondents who have a neutral or optimistic outlook over Lebanon's economy has increased by 21 percentage points, from 16% in 2021 to 37% in 2023.

Additionally, in 2021, over four in five respondents had a negative outlook compared to slightly less than three in five respondents in 2023. The following comparison suggests there has been a significant shift in the perception of Lebanon's economy over the past two years.

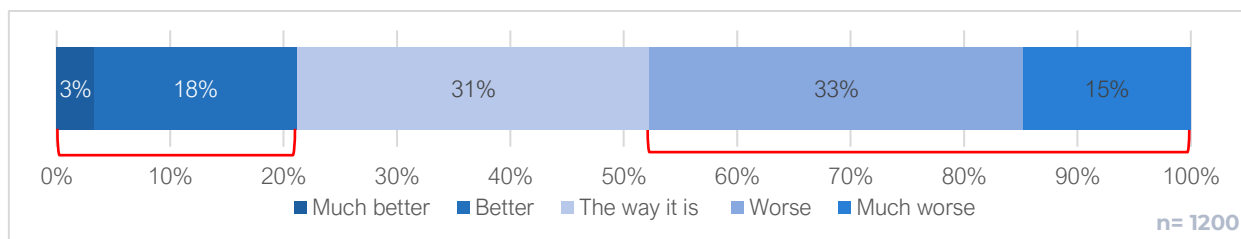


Figure 84: What is your outlook on your household's financial situation in the upcoming two years? Will it be...

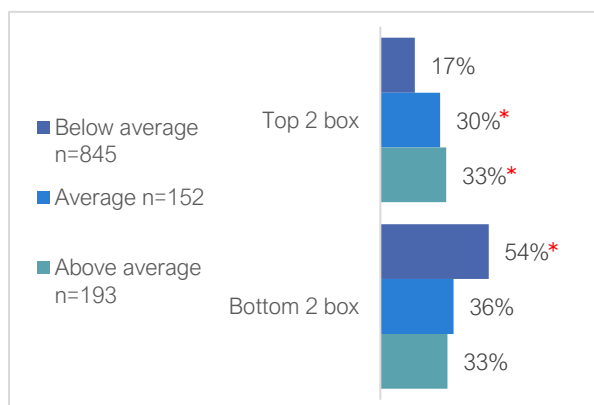


Figure 85: What is your outlook on your household's financial situation in the upcoming two years? – by household income.

Nearly half the respondents have a pessimistic outlook of their household's financial situation over the next two years, with nearly a third expecting it to remain unchanged, and a fifth expressing optimism. Notably, average and above-average income households exhibit a significantly more optimistic view, while below-average income households have a significantly more pessimistic outlook.

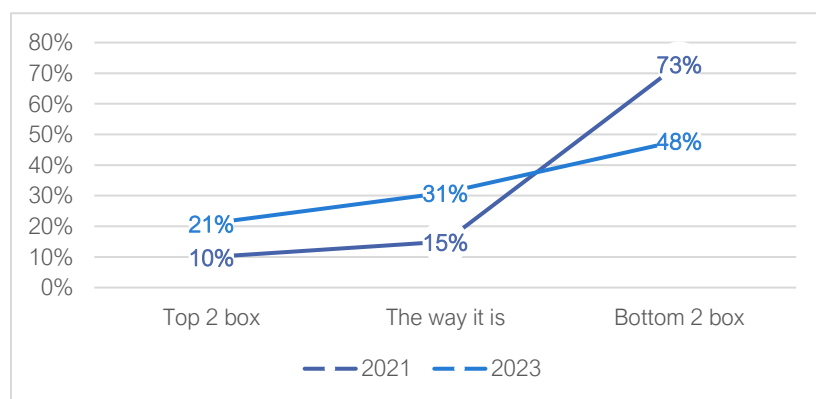


Figure 86: What is your outlook on your household's financial situation in the upcoming two years? Will it be... – compared to 2021 survey.

Compared to the results of the 2021 national survey, a shift towards a more positive sentiment regarding the financial situation of the household is noticeable. The number of respondents who have a negative outlook of their family's financial

situation has decreased by twenty-five percentage points.

Building on this, the percentage of people with a neutral or optimistic outlook has increased significantly from one quarter in 2021, to more than a half in 2023.

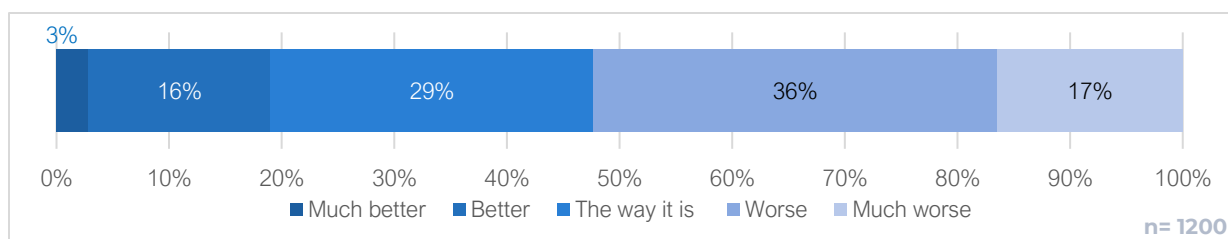


Figure 87: What is your outlook on job opportunities in the upcoming two years? Will it be...

In similar proportions, more than half the respondents hold a pessimistic outlook regarding job opportunities over the next two years, with nearly a third expecting it to remain unchanged, and a fifth expressing optimism.

These findings align with the broader economic concerns expressed by a big proportion of the surveyed population who have a pessimistic outlook on Lebanon's economy.

These outlooks collectively underscore the pervasive apprehension and uncertainty stemming from the economic crisis, currency devaluation, and high living costs.

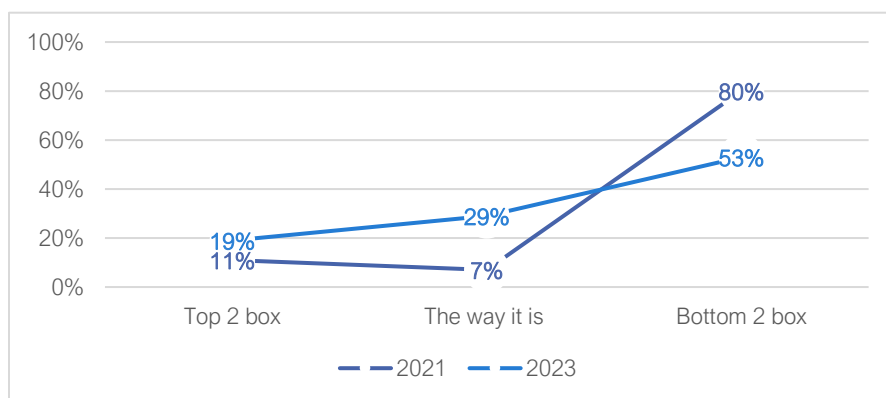


Figure 88: What is your outlook on job opportunities in the upcoming two years? Will it be... – compared to 2021 survey.

Nonetheless, the percentage of people holding a pessimistic outlook on job opportunities in the upcoming two years has decreased by twenty-seven percentage points compared to the year 2021.

Additionally, the percentage of respondents who hold a neutral and positive outlook on job opportunities has increased over the past two years, from 7% in 2021 to 11% in 2023.

Although the percentage of respondents who hold a neutral and positive outlook on the economy, household financial situations, and job opportunities has increased over the past two years, the overall prevailing outlook in 2023 still leans towards concern and pessimism (53%).

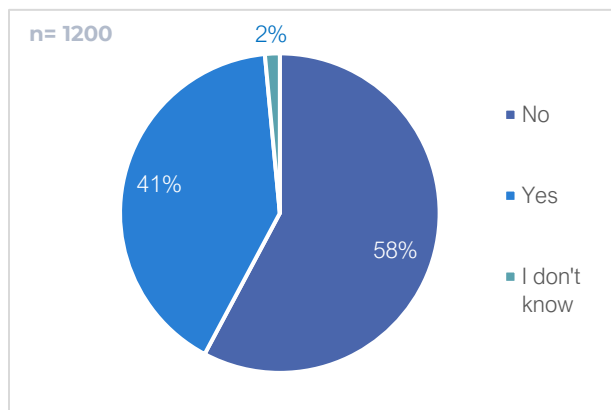


Figure 89: Are you considering emigrating?

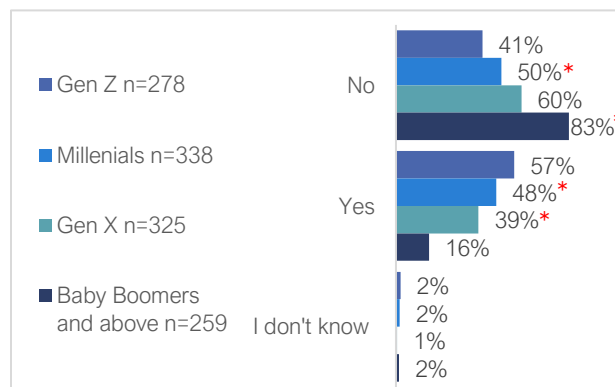


Figure 90: Are you considering emigrating? – by age.

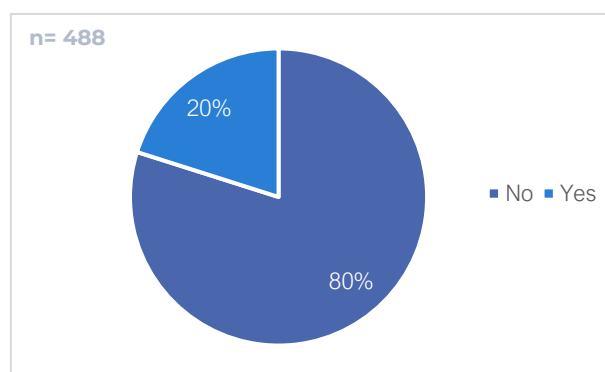


Figure 91: Are you currently in the process of preparing to leave Lebanon? (Looking for jobs/Preparing Resume/Paperwork...)

Four in ten respondents are currently considering emigrating from Lebanon, with a significant portion from the Millennial and Gen X generations.

Of those considering emigrating, less than a quarter are currently in the process of preparing to leave.

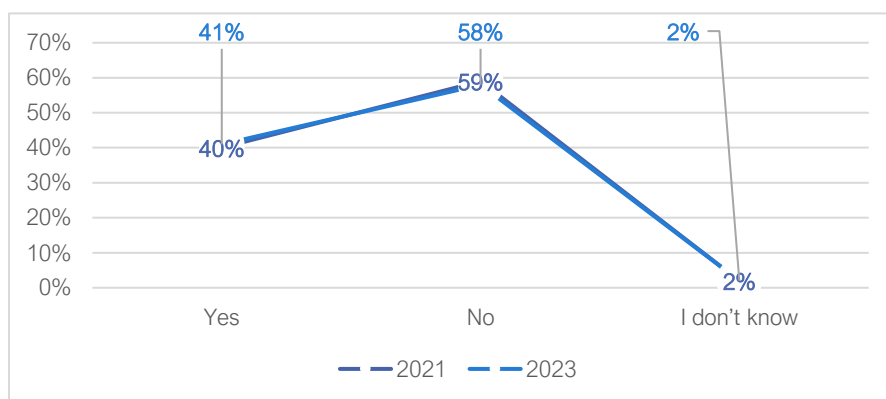


Figure 92: Are you considering emigrating? – compared to 2021 survey.

The migration trend among Lebanese citizens has been relatively constant over the past two years. When comparing the results of the 2021 national survey and the 2023 survey, it is noticeable that the

percentage of people who are considering emigrating is still relatively unchanged.

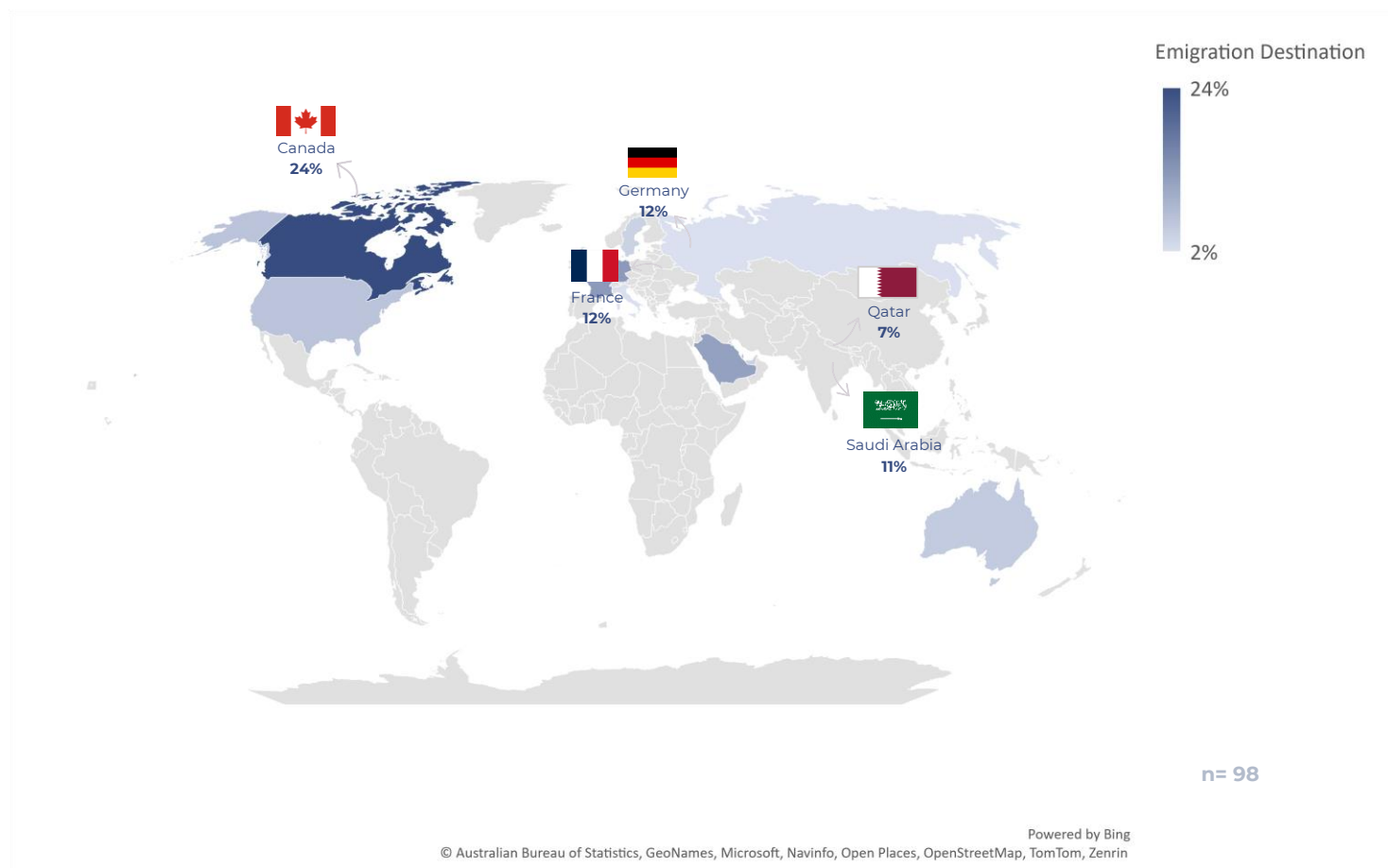


Figure 93: Where are you considering immigrating to?

Canada emerged as one of the top choices among the countries that respondents are considering for immigration, with Germany and France in Europe, and Qatar and Saudi Arabia in the Gulf also featuring prominently.

This finding underscores the diversity of preferences among respondents considering immigration.

Respondents' choices for emigration may be influenced by various factors, including economic opportunities, political stability, quality of life, and cultural appeal.

Political Engagement and Perception

Political Engagement

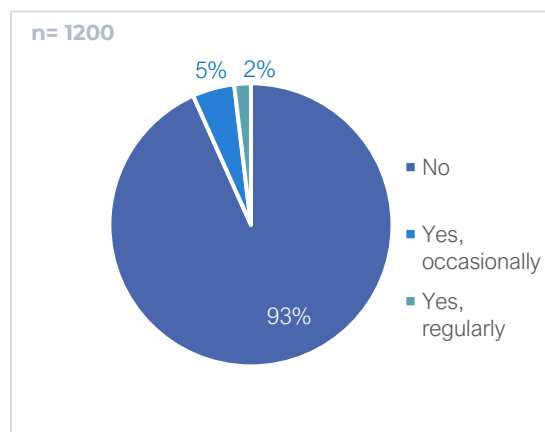


Figure 94: Have you attended any political rallies or protests in the past year?

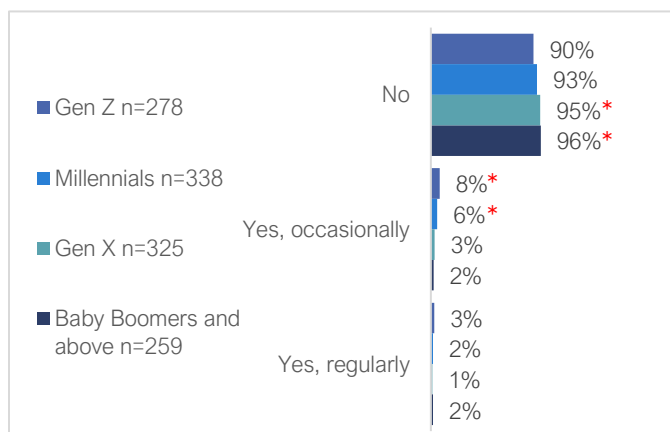


Figure 95: Have you attended any political rallies or protests in the past year? – by age.

In the past year, approximately since the beginning of 2023, less than one in ten respondents have attended political rallies or protests, with Gen Z and Millennials participating significantly more than older generations.

The low representation of respondents who attended political rallies or protests suggests a limited level of direct involvement in political activism.

However, the significantly higher participation of Gen Z and Millennials compared to older generations indicates the active engagement of younger age groups in expressing their political views and advocating for change.

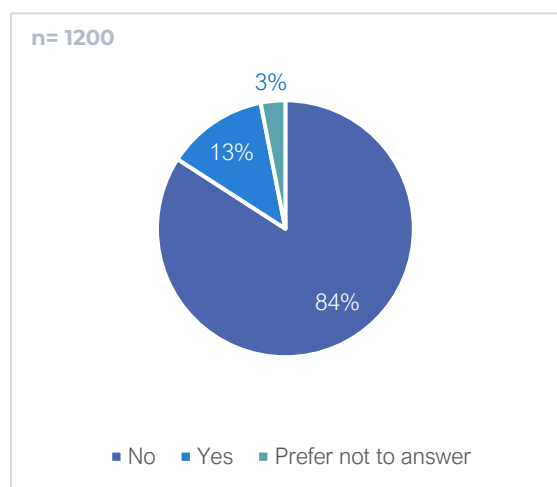


Figure 96: Would you consider yourself to be affiliated with any political organization?

More than one in ten respondents consider themselves to be politically affiliated, while the majority do not identify with any political organization.

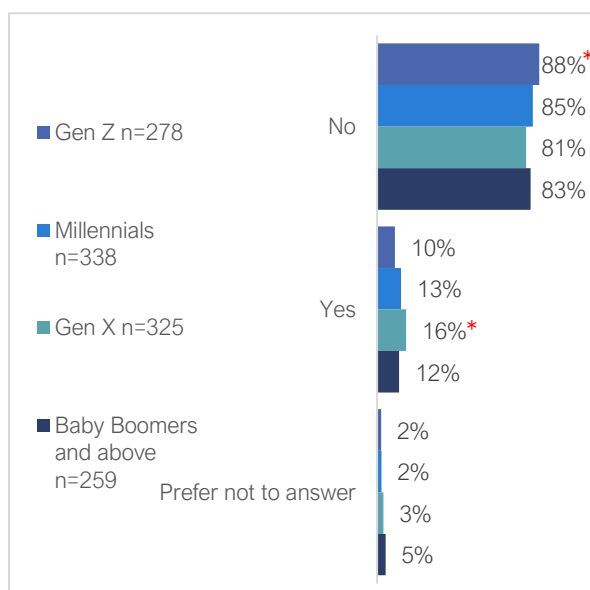


Figure 97: Would you consider yourself to be affiliated with any political organization? – by age.

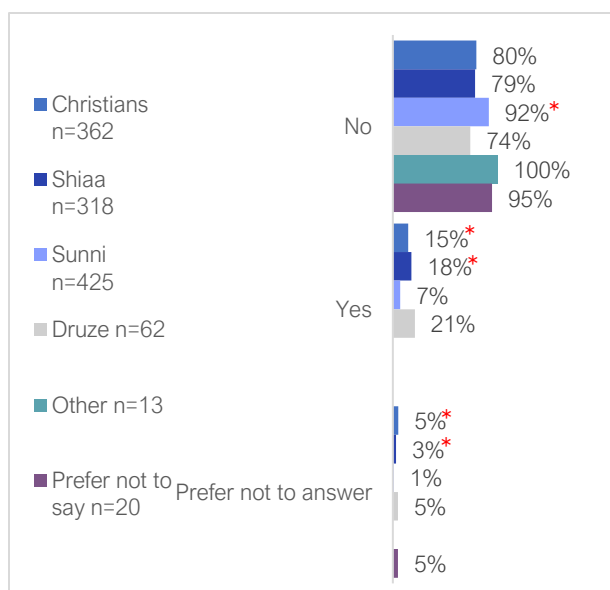


Figure 98: Would you consider yourself to be affiliated with any political organization? – by religion.

Gen Z respondents exhibit significantly lower political affiliations with organizations, whereas Gen X respondents appear to be significantly more politically affiliated. This highlights generational disparities in political affiliations within the surveyed population.

Gen X respondents' higher level of political affiliation suggests a stronger connection to political organizations and ideologies. This generation may have been influenced by specific historical events or social contexts that fostered political engagement.

In contrast, Gen Z's lower level of political affiliation may indicate a more independent or unconventional approach to politics, reflecting their unique experiences and perspectives.

Understanding these generational differences in political affiliations can provide insights into the evolving political landscape in Lebanon and the factors influencing each generation's engagement with political organizations.

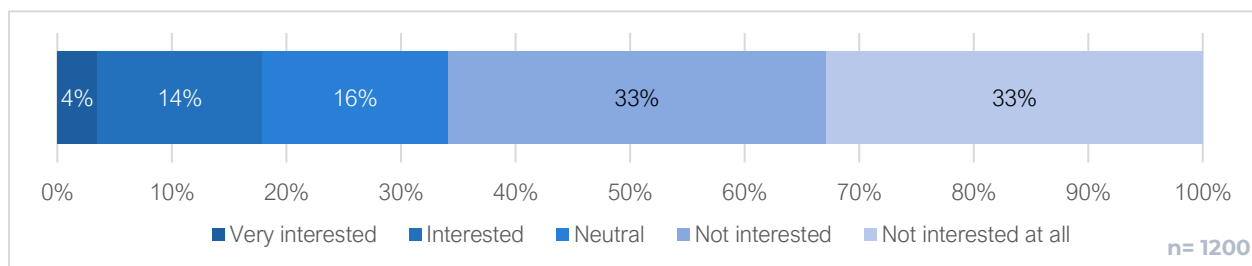


Figure 99: How interested are you in local and national politics?

Two-thirds of the respondents express disinterest in local and national politics, while less than a fifth display interest.

The fact that a significant portion is uninterested in political matters suggests a detachment or disillusionment from the political landscape in Lebanon. This disinterest can have implications on overall civic engagement and voter turnout.

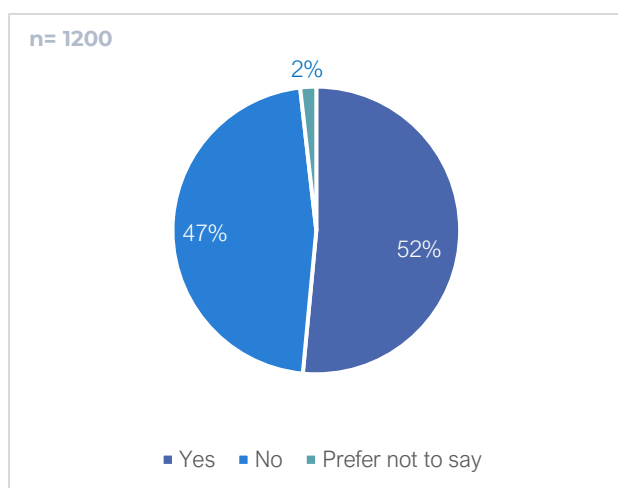


Figure 100: Did you participate in the most recent parliamentary elections in 2022?

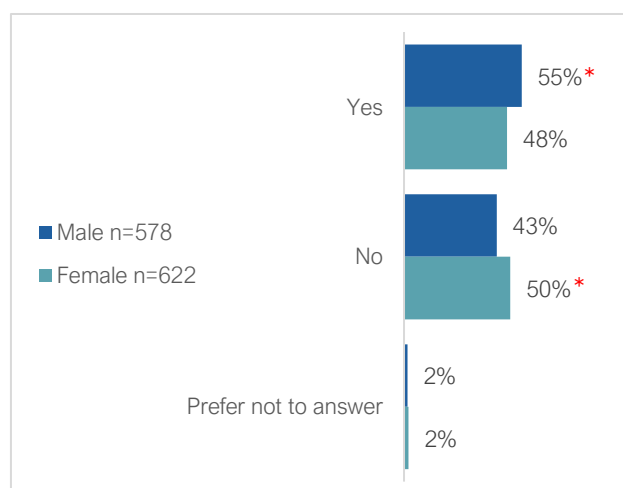


Figure 101: Did you participate in the most recent parliamentary elections in 2022? – by gender.

Considering the disinterest in politics, nearly half of the respondents did not participate in the most recent parliamentary elections in 2022, with a significantly higher percentage of females abstaining from voting. Conversely, males appear to have a significantly higher participation rate.

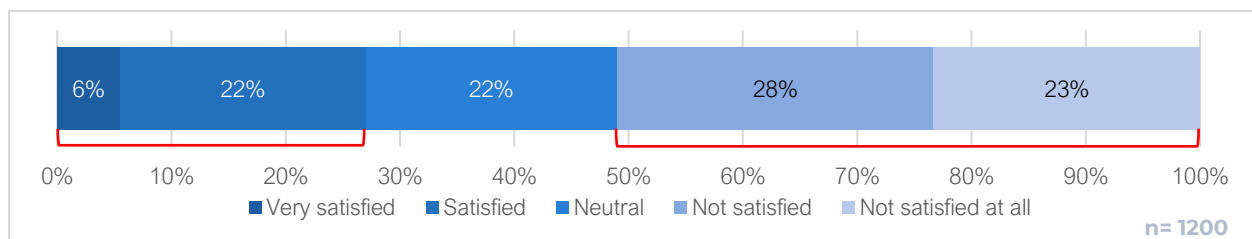


Figure 102: How satisfied are you with the performance of the candidate you have personally voted for during these elections?

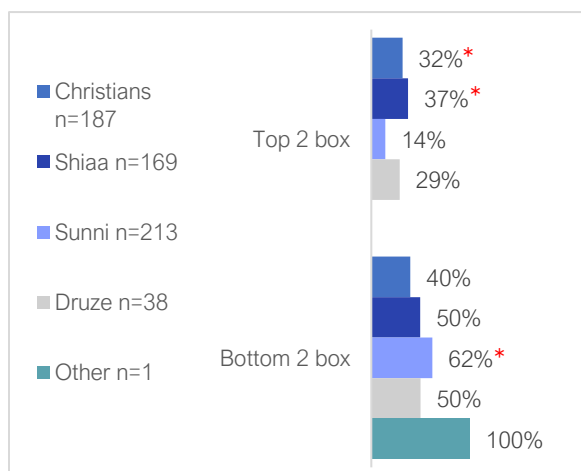


Figure 103: How satisfied are you with the performance of the candidate you have personally voted for during these elections? – by religion.

Slightly more than a quarter of those who participated in the most recent parliamentary elections expressed satisfaction with the performance of the candidate they personally voted for, while more than half expressed dissatisfaction.

Notably, Christians and Shiaa are significantly more satisfied with their chosen candidates, whereas Sunnis are significantly more dissatisfied.

The substantial dissatisfaction among more than half of the respondents underscores concern and disappointment with their elected representatives.

On the other hand, the higher satisfaction among Christians and Shiaa voters may be linked to specific candidate choices or a more favorable perception of the political landscape within their communities.

Opinion and Perception Towards Local, Regional, and International Events

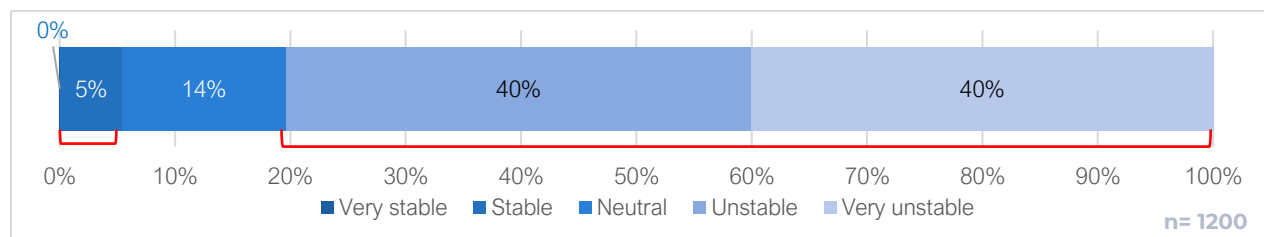


Figure 104: How would you rate the overall political stability in Lebanon?

More than three-quarters of the respondents perceive Lebanon as unstable to very unstable, with only a minority viewing it as stable.

The significant majority expressing a perception of instability underscores the deep concerns and uncertainties facing the country.

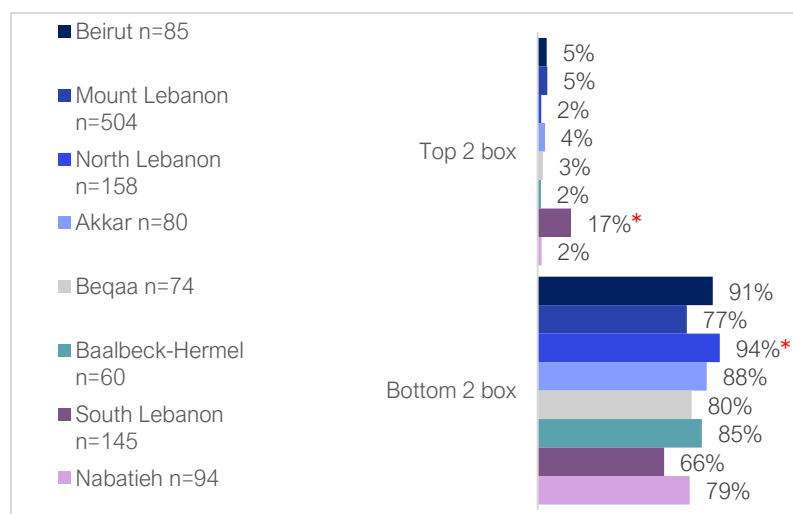


Figure 105: How would you rate the overall political stability in Lebanon? – by region.

Residents of South Lebanon view their own country as politically stable significantly more than residents of other regions.

The Arab League, founded in 1945, is a twenty-two-member organization aimed at promoting regional cooperation and resolving disputes. In 2011, Syria's membership was suspended by the league due to the regime's exercise of violence and repression in the region³², which eventually escalated into a civil war.

However, after a period of twelve years, the Arab League made the decision to readmit Syria³³.

³² U.S. Department of State. (2023, August 17). Syria sanctions - United States Department of State. U.S. Department of State. <https://www.state.gov/syria-sanctions/>

³³ DOUKHI, N. How Damascus won back its place in the Arab League. L'Orient Today. May 9, 2023. <https://today.lorientlejour.com/article/1336915/how-damascus-won-back-its-place-in-the-arab-league.html>

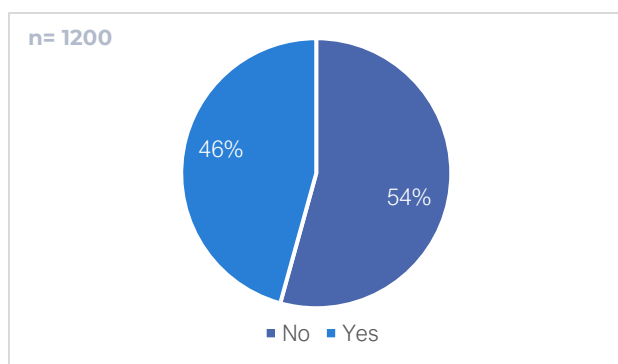


Figure 106: Are you aware that Syria has re-entered the Arab League?

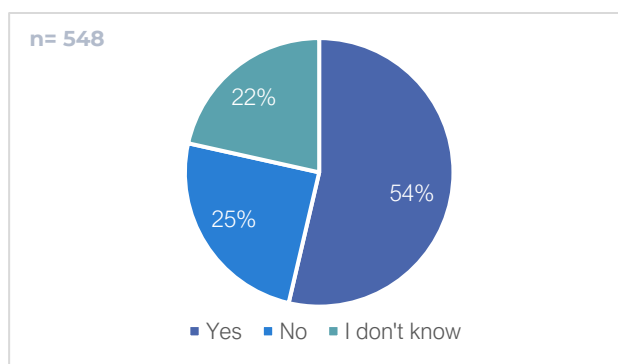


Figure 107: Do you believe that this event could affect the political and socioeconomic situation in Lebanon?

More than half of the respondents who are aware of this event believe that it could have an impact on the political and socioeconomic situation in Lebanon. It is important to note that the Government of Lebanon estimates that the country currently hosts approximately 1.5 million refugees from Syria, including 815,000 registered with UNHCR by the end of 2021³⁴.

The perception among respondents that the event in question could affect the political and socioeconomic situation in Lebanon reflects an awareness of the potential ripple effects of various events and developments on the country's stability and well-being.

The presence of a significant number of refugees from Syria adds a layer of complexity to Lebanon's political and socioeconomic dynamics, as it places additional strain on resources and services³⁵. The awareness of these factors highlights the interconnectedness of events, policies, and situations within the country.

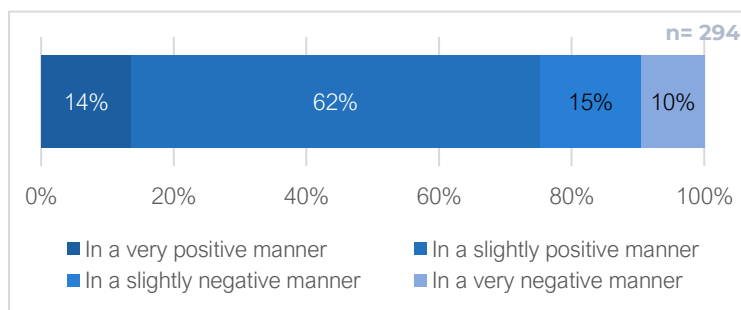


Figure 108: How do you think this event will impact the political and socioeconomic situation in Lebanon?

A significant majority, comprising more than three-quarters of the respondents, believe that Syria re-entering the Arab League will have a positive impact on Lebanon.

³⁴ Health Access and utilization survey among Syrian refugees in Lebanon - 2022 (June 2023) - Lebanon. ReliefWeb. September 5, 2023. <https://reliefweb.int/report/lebanon/health-access-and-utilization-survey-among-syrian-refugees-lebanon-2022-june-2023#:~:text=The%20Government%20of%20Lebanon%20estimates,who%20are%20registered%20with%20UNHCR>

³⁵ Lebanon: World Food Programme. UN World Food Programme. (n.d.). <https://www.wfp.org/countries/lebanon>

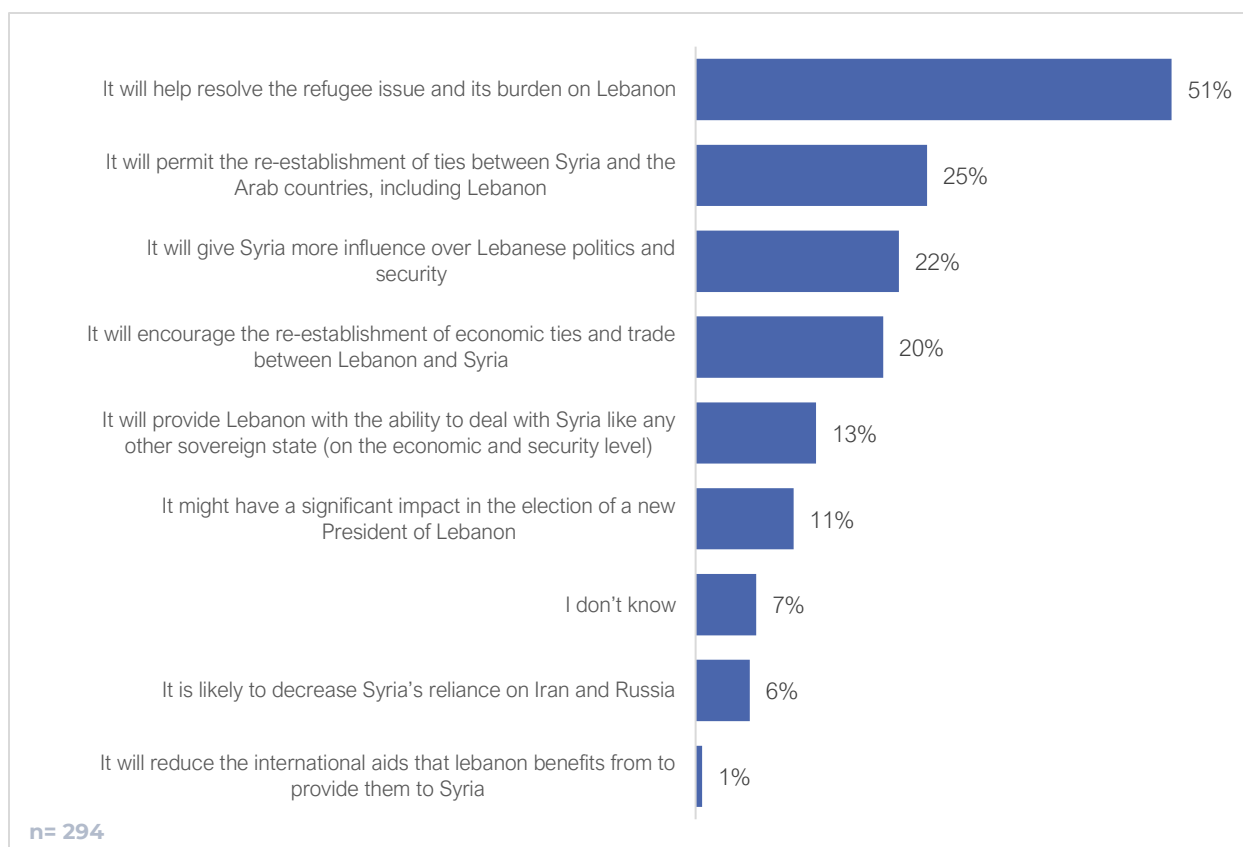


Figure 109: Why do you think Syria re-entering the Arab League will affect the political and socioeconomic situation in Lebanon?

Other effects mentioned by respondents include affecting Hezbollah's weapon, export and import, and causing more division in Lebanon.

More than half of the respondents believe that this event will help resolve the refugee issue and its burden on Lebanon, aligning with the findings in the reviewed literature by UN WFP³⁶. A quarter believe it will permit the re-establishment of ties between Syria and other Arab countries, including Lebanon, while less than a quarter believe it will grant Syria influence over Lebanese politics.

The widespread belief that this event could help resolve the refugee issue and its burden on Lebanon indicates a strong desire for practical solutions to this pressing humanitarian and economic challenge.

³⁶ Lebanon: World Food Programme. UN World Food Programme. (n.d.). <https://www.wfp.org/countries/lebanon>

On March 10, Saudi Arabia, Iran, and China released a joint statement declaring their **decision to resume diplomatic relations between Riyadh and Tehran**.

After a period of seven years marked by military and diplomatic tension, the two countries have agreed to engage in resolving their differences through the application of international regulations and the utilization of two previously signed bilateral agreements in 1998 and 2001³⁷.

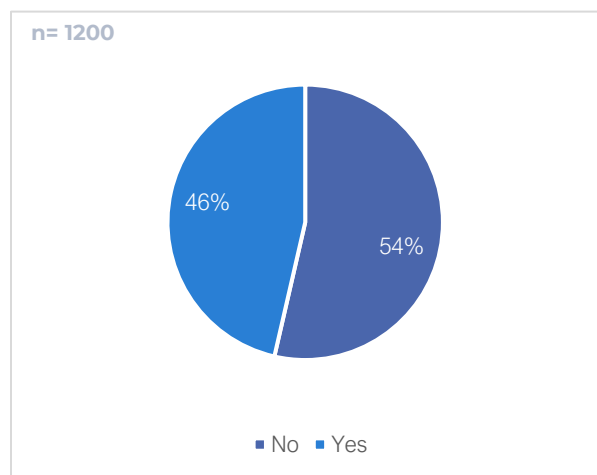


Figure 110: Are you aware of the establishment of an agreement between Iran and Saudi Arabia?

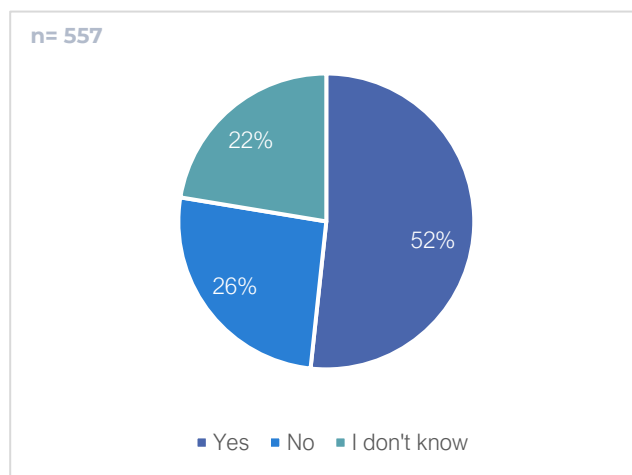


Figure 111: Do you believe that this event could affect the political and socioeconomic situation in Lebanon?

Slightly less than half of the respondents are aware of the establishment of an agreement between Iran and Saudi Arabia. Out of those who are aware, more than half believe that this event could have an impact on the political and socioeconomic situation in Lebanon, indicating the recognition of the interconnectedness of regional politics and its potential influence on Lebanon's stability and economy.

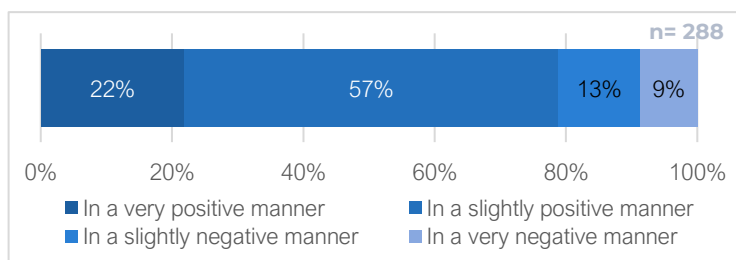


Figure 112: How do you think this event will impact the political and socioeconomic situation in Lebanon?

A significant majority, comprising over three-quarters of the respondents, believe that this event will have a positive impact on the political and socioeconomic situation in Lebanon.

³⁷ Riyadh's motivations behind the Saudi-Iran deal - Carnegie Endowment. (n.d.). <https://carnegieendowment.org/2023/03/30/riyadh-s-motivations-behind-saudi-iran-deal-pub-89421>

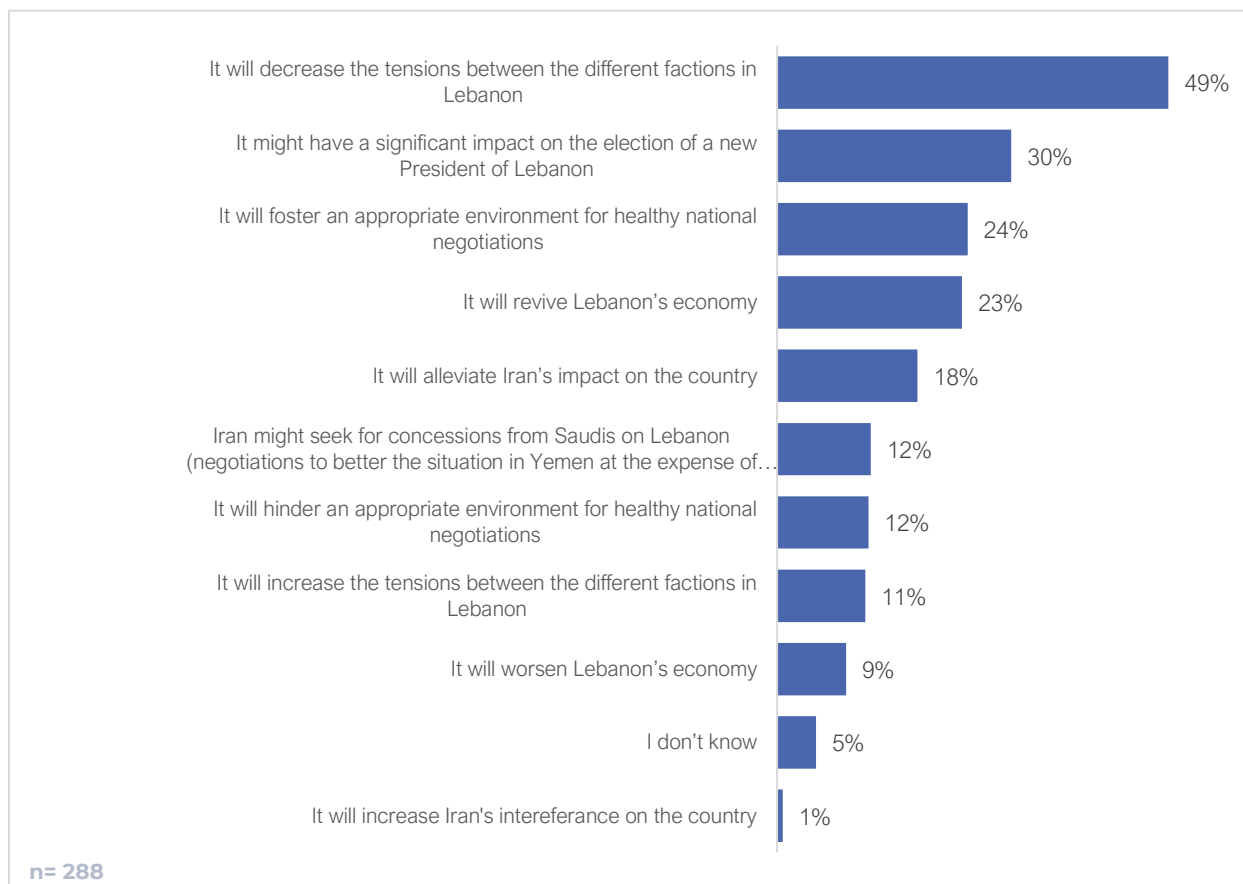


Figure 113: Why do you think the Iran-Saudi agreement will affect the political and socioeconomic situation in Lebanon?

Nearly half of the respondents believe that the Iran-Saudi agreement will decrease tensions between the different factions in Lebanon, while slightly less than a third believe it might have a significant impact on the election of a new President in Lebanon.

The perception that the agreement could reduce tensions between different factions in Lebanon reflects the recognition of the regional connections to internal politics and the hope for improved domestic stability.

Meanwhile, the belief that it might significantly impact the election of a new President underscores the role of regional developments in Lebanon's political processes.

VIII. CONCLUSION AND RECOMMENDATIONS

Conclusion

The study adopted a nationwide representative approach, encompassing the diverse spectrum of Lebanese citizens in terms of age, gender, region, and religious affiliation.

The findings presented in this report offer a comprehensive overview of the complex socio-economic and political landscape in Lebanon, shedding light on several key trends and patterns. These trends reveal the intricate interplay of economic and political factors and their impact on the lives of the surveyed population.



Accessibility to Fresh USD: Roughly two out of every ten households face limited access to fresh dollars, whereas the remaining eight out of ten, although having access, perceive the value of these dollars as rather modest. This constrained accessibility and perceived value of fresh USD contribute to a myriad of economic challenges, directly affecting households' purchasing power and their ability to afford essential goods and services. Consequently, these factors exacerbate the preexisting economic disparities, placing heavier financial burdens on households with lower income levels.

Low-Income and Economic Challenges: The majority of households in the sample have incomes below the average bracket, highlighting the economic challenges faced by a significant portion of the population. High levels of unemployment, decreased income, and limited savings indicate widespread economic hardship.

Struggle to Afford Basic Needs: The prevalence of households struggling to afford essential needs like food, housing, and healthcare, especially among lower-income households, highlights the acute economic disparities within

the population. Economic factors significantly shape the ability of households to access these necessities.

Impact of USD Pricing: The majority of respondents express dissatisfaction with the shift in private market prices to USD, with those having above-average incomes being less dissatisfied. The impact of this shift on Lebanon's socioeconomic situation is perceived negatively by the majority.

Remittances and Financial Support: The absence of remittances among many households, particularly those with below-average incomes, reflects both the absence of a significant financial support mechanism and financial stratification within the population. Moreover, the subjective perspective on the importance of remittances suggests that, for many, they may not serve as substantial financial support.

Financial Security and Outlook: A significant portion of the population perceives their financial security as lacking, and the majority holds a pessimistic outlook regarding their household's financial situation and job opportunities in the next two years. This underscores the pervasive apprehension and uncertainty stemming from the ongoing economic challenges.

Notably, there has been a considerable increase in the number of respondents expressing a neutral or optimistic outlook over Lebanon's economy. In 2021, only 16% held such views, while in 2023, there is a noteworthy rise to 37%. This shift suggests a significant change in sentiment over the two-year period.

Job Insecurity and Perceived Job Opportunities: Job insecurity is a pressing issue, particularly due to the ongoing economic crisis characterized by business closures and layoffs. Additionally, a majority perceive limited job opportunities within their area of expertise, which aligns with broader concerns about Lebanon's economic future.

Ownership and Investment Patterns: While households tend to own tangible assets like homes and vehicles, there is a significant lack of ownership of financial assets and investments. This pattern raises questions about financial literacy and accessibility to financial services, and the collapse of the financial sector in Lebanon.

Gender Disparities in Education and Employment: A significant finding is the gender-based difference in educational opportunities and employment status.

While a higher percentage of males have completed primary education and are employed, more females have completed university education. More males are employed compared to females, who are significantly more present within the “housewife” role. This suggests a complex interplay of cultural and economic factors that affect gender roles in Lebanon.



Political Landscape Analysis

Political Apathy and Low Voter Turnout: A considerable portion of the population expresses disinterest in local and national politics, with significant abstention from the most recent parliamentary elections, particularly among females. This low engagement raises questions about civic participation and representation.

Satisfaction with Elected Representatives: More than half of the respondents express dissatisfaction with their elected representatives, highlighting concern and disappointment with the political landscape. However, satisfaction levels vary among different religious groups.

Perception of Political Stability: A significant majority perceives Lebanon as unstable, with regional variations. South Lebanon residents, in particular, view their region as politically stable. This perception reflects attachment to regions and the complex interplay of political and socio-economic factors.

Intersection of Political and Economic Factors

Political Engagement and Discontent: The economic challenges faced by the Lebanese population have far-reaching implications for political engagement and discontent. The high levels of unemployment, job insecurity, and economic hardship have created an environment where disillusionment with political institutions and representatives is widespread. Discontent with the perceived alignment of compensation with education levels reflects the economic grievances that fuel political disaffection.

Voter Apathy: The low voter turnout, particularly among females, is symptomatic of the political disinterest that can be traced back to socio-economic factors. Economic instability, low-income levels, and financial insecurity have diverted the population's attention and priorities away from active political participation. This low engagement raises concerns about the representativeness and legitimacy of the political system.

Influence of Regional Dynamics: Many respondents were optimistic about Syria rejoining the Arab League, especially concerning its potential effects on the internal refugee crisis in Lebanon.

Additionally, improved diplomatic relations between regional players (Iran and Saudi Arabia) were seen as having a positive impact by a majority of respondents.

The perceived influence of regional events on Lebanon underscores the interconnectedness between Lebanon and its regional context, emphasizing the significance of considering regional dynamics when addressing Lebanon's internal challenges.

Recommendations

Lebanon faces a complex web of economic and political challenges that have left many grappling with financial insecurity, job instability, and a sense of disillusionment with the political landscape. The interconnectedness of these factors, as well as their regional and generational variations, highlights the need for comprehensive, context-specific policies and initiatives to address the diverse needs and concerns of the Lebanese people and to navigate the intricate socio-economic and political landscape.

The findings underscore the urgency of implementing solutions that promote economic stability, inclusivity, and improved living conditions while fostering political engagement and representation.

Economic Support Programs

Establish economic assistance programs specifically tailored to low-income households. These initiatives can include comprehensive training in financial literacy and skill enhancement, enabling individuals to effectively manage their finances and cultivate income-generating prospects.

Basic Needs' Assistance

Institute initiatives dedicated to delivering crucial essentials such as food, housing, and healthcare to vulnerable households. Forge partnerships with local organizations to guarantee the effective and targeted distribution of these necessities to those in the most pressing need.

Community Resource Centers

Establish community resource centers in underserved areas. These centers serve as local hubs where people can find information and assistance related to social welfare, housing, healthcare, and food support. This is given that a substantial majority reported that they did not benefit from any financial aid over the past year, despite the presence of numerous governmental and non-governmental financial assistance programs.

The centers act as a one-stop resource, connecting individuals and families with available services and programs. Local volunteers and community leaders can help run these centers, creating a grassroots network for accessing essential support. This approach informs and simplifies the process for those

in need and provides a practical way to address their immediate requirements while fostering a sense of community collaboration.

Targeted Job Creation Programs

Implement targeted job creation programs. These programs should not only address immediate concerns related to business closures and layoffs but also focus on fostering sustainable employment within individuals' areas of expertise.

Prioritize initiatives that encourage entrepreneurship, skill diversification, and the development of industries resilient to economic fluctuations.

This promotes a more robust and dynamic employment landscape in the face of Lebanon's economic challenges.

Targeted Job Training Programs

Develop job training programs aimed at tackling job insecurity and the shortage of employment opportunities. Emphasize the provision of avenues for individuals to acquire new skills or adapt their existing ones to align with emerging and burgeoning industries.

Promote Small Business Incubators and Accelerators

Establish or support small business incubators and accelerators in Lebanon. These programs can provide essential resources, mentorship, and funding opportunities to aspiring entrepreneurs, particularly those from underrepresented or vulnerable groups, such as members of low-income households, women, and minority groups. Fostering a supportive environment for small businesses to grow and thrive stimulates job creation and economic growth.

Additionally, consider partnering with local institutions, universities, and/or government agencies to strengthen these programs and provide a holistic support system for small business development.

Gender Equality Initiatives

Promote comprehensive initiatives aimed at rectifying gender imbalances in education and the workforce. These initiatives can actively empower and champion men and women to pursue advanced education and meaningful careers respectively, while also advocating for vocational training and skill

development opportunities for individuals of all genders to bolster their employability.

Gender-Inclusive Career Mentorship Programs

Establish formal career mentorship programs where experienced employees can mentor, guide, and support women in their career development. Mentorship can help women build confidence, develop skills, and navigate the workplace more effectively. Encouraging both male and female employees to participate in these programs can promote a more inclusive and supportive work environment.

Mental Health and Well-being Support Programs

Acknowledge the profound psychological consequences of economic and political instability. Create mental health and well-being support services to specifically address the emotional strain associated with these challenges and foster resilience in affected individuals.

Civic Education Initiatives

Institute civic education programs aimed at elevating political awareness and participation. Promote voter registration, with a special focus on encouraging women to engage, while educating the populace on the significance of their active involvement in the political process.

Youth Engagement Programs

Create comprehensive youth programs with the primary objective of actively involving youth in political and civic processes. These programs may consist of youth-led initiatives, mentorship programs, and accessible platforms that enable young individuals to articulate their opinions and ideas effectively.

These programs could also be boosted by the creation of an online civic education portal. This online platform would provide easily accessible information on voter registration, electoral procedures, candidates, and political issues. This platform could also host interactive educational content, such as webinars, video tutorials, and fact-checking resources. Such features would not only provide valuable information but also encourage users to actively participate in online discussions and debates on political matters.

Community Engagement and Regional Development

Encourage community engagement and development initiatives that specifically target regional disparities in political stability and socio-economic challenges. Collaborate with local leaders and organizations to empower and fortify resilient communities.

IX. BIBLIOGRAPHY

A

- Angela El Zir, “What the Mega-Crises Have Done to Lebanese Firms and Workers,” World Bank Blogs, n.d., <https://blogs.worldbank.org/arabvoices/what-mega-crises-have-done-lebanese-firms-and-workers>.
- Anne Della Guardia, Milli Lake, Pascale Schnitzer, “Selective inclusion in cash transfer programs”, September 2022 Selective inclusion in cash transfer programs: Unintended consequences for social cohesion - PMC (nih.gov)
- Arab Center Washington DC, “Lebanon’s Politicians Are Incapable of Productive Dialogue,” July 25, 2023, <https://arabcenterdc.org/resource/lebanons-politicians-are-incapable-of-productive-dialogue/>.
- Arnold, T. (2019, November 13). Breakdown of trust in financial system deepens crisis in Lebanon. Reuters. <https://www.reuters.com/article/us-lebanon-protests-banks-analysis-idUSKBN1XN1ER>

B

- Bajis, D., Bajis, S., Akel, M., Bizama, A. P., & Chaar, B. (2023). A grounded theory approach to exploring the experiences of community pharmacists in Lebanon to a triple whammy of crises: The Lebanese Financial Crisis, covid-19 pandemic, and the Beirut Port Explosion. Exploratory Research in Clinical and Social Pharmacy, 9, 100217. <https://doi.org/10.1016/j.rcsop.2022.100217>
- “Basic Assistance,” UNHCR Lebanon, n.d., <https://www.unhcr.org/lb/basic-assistance>.

C

- Center for Preventive Action, “Instability in Lebanon | Global Conflict Tracker,” Council on Foreign Relations, July 2023, <https://www.cfr.org/global-conflict-tracker/conflict/political-instability-lebanon#t>.
- Connelly, C., Katulis, B., & Diwan, I. (2023, November 16). Lebanon’s economic crisis: A tragedy in the making. Middle East Institute. <https://www.mei.edu/publications/lebanons-economic-crisis-tragedy-making>

- “Country Overview,” World Bank, 2022, <https://www.worldbank.org/en/country/lebanon/overview>.

D

- Dana Halawi, “Large Numbers of Stores in Lebanon Shut down Due to Financial Crisis,” Xinhua, 2022, <https://english.news.cn/20220110/acc4011e13994d67b44ebc242a037035/c.html>.
- DOUKHI, N. How Damascus won back its place in the Arab League. L’Orient Today. May 9, 2023. <https://today.lorientlejour.com/article/1336915/how-damascus-won-back-its-place-in-the-arab-league.html>

H

- Health Access and utilization survey among Syrian refugees in Lebanon - 2022 (June 2023) - Lebanon. ReliefWeb. September 5, 2023. <https://reliefweb.int/report/lebanon/health-access-and-utilization-survey-among-syrian-refugees-lebanon-2022-june-2023#:~:text=The%20Government%20of%20Lebanon%20estimates,who%20are%20registered%20with%20UNHCR>

L

- “Lebanon’s Youth: Barriers for Growth and Unfolding Opportunities: United Nations Development Programme,” UNDP, October 13, 2022, <https://www.undp.org/arab-states/blog/lebanons-youth-barriers-growth-and-unfolding-opportunities>.
- “Lebanon: €60 Million in Humanitarian Aid for the Most Vulnerable,” European Neighborhood Policy and Enlargement Negotiations (DG NEAR), March 30, 2023, Lebanon: €60 million in humanitarian aid for the most vulnerable (europa.eu)
- “Lebanon: Rising Poverty, Hunger Amid Economic Crisis,” Human Rights Watch, September 12, 2023, <https://www.hrw.org/news/2022/12/12/lebanon-rising-poverty-hunger-amid-economic-crisis>.
- 2022 Lebanese Parliamentary Elections - UNDP, 2022, https://www.undp.org/sites/g/files/zskgke326/files/2022-12/Lessons%20Learned_WEB_EN.pdf.

- Lebanon Follow-Up Labor Force Survey, ILO, January 2022, https://www.ilo.org/wcmsp5/groups/public/---arabstates/---ro-beirut/documents/publication/wcms_844837.pdf
- Lebanon: World Food Programme. UN World Food Programme. (n.d.). <https://www.wfp.org/countries/lebanon>
- Lynn Mounzer, “Working Women and Post-COVID Lebanon,” Wilson Center, October 2021, <https://www.wilsoncenter.org/blog-post/working-women-and-post-covid-lebanon>.
- Lynn Sheikh Moussa, “Emigration from Lebanon Jumps by 446 Percent in One Year” Beirut Today, February 10, 2022, <https://beirut-today.com/2022/02/10/emigration-from-lebanon-jumps-by-446-percent-in-one-year/>.

M

- Miguel Mendelek, “The Lebanese Trend of Emigration: A New Peak since 2019?,” LAU SOAS, January 2022, <https://soas.lau.edu.lb/news/2022/01/the-lebanese-trend-of-emigration-a-new-peak-since-2019.php>.
- Mounting challenges have dire effect on Lebanon’s most vulnerable workers, ILO, 2021, [https://www.ilo.org/beirut/media-centre/news/WCMS_818370/lang--en/index.htm](https://www.ilo.org/beirut/media-centre/news/WCMS_818370/lang-en/index.htm)

P

- “Perceptions and attitudes of Lebanese citizens towards the economic, social and political situation in Lebanon.” The Konrad Adenauer Stiftung Office Lebanon. (2022, February 11). <https://www.kas.de/en/web/libanon/single-title-/content/perceptions-and-attitudes-of-lebanese-citizens-towards-the-economic-social-and-political-situation-i>

R

- Riyadh’s motivations behind the Saudi-Iran deal - Carnegie Endowment. (n.d.). <https://carnegieendowment.org/2023/03/30/riyadh-s-motivations-behind-saudi-iran-deal-pub-89421>

S

- Salamey, I., & Tabar, P. (2012). Democratic transition and sectarian populism: the case of Lebanon. *Contemporary Arab Affairs*, 5(4), 497–512. <https://www.jstor.org/stable/48600184>

T

- “Thematic report - Lebanese remittances: A Household Analysis.” (n.d.). <https://blog.blominvestbank.com/wp-content/uploads/2023/08/Mercy-Corps-Lebanese-Remittances-A-Household-Analysis.pdf>
- “The Life of Women and Men in Lebanon: A Statistical Portrait: United Nations Development Programme,” UNDP, n.d., <https://www.undp.org/lebanon/publications/life-women-and-men-lebanon-statistical-portrait>.

W

- Wassim Maktabi, Sami Zoughaib, Sami Atallah, “Near Miss: Lebanon’s ESSN evades elite capture”, November 2022, The Policy Initiative - Near Miss: Lebanon’s ESSN evades elite capture.
- World Bank Group, “Lebanon: Normalization of Crisis Is No Road to Stabilization,” World Bank, May 16, 2023, Lebanon: Normalization of Crisis is No Road to Stabilization (worldbank.org)

X. APPENDIX

Research Tool - Questionnaire

Ipsos Public Affairs
Dekwaneh street, Lebanon
Internal / Client use only

Konrad Adenauer Stiftung Foundation- Socioeconomic and Political Landscape of Lebanon



30min face-to-face survey

قسم التصفية Screener

SIIntro. Good morning / afternoon / evening I am from Ipsos, one of the leading research organizations in the Middle East. We are currently conducting a study in collaboration with the Konrad Adenauer Stiftung Foundation (KAS) to understand the socioeconomic and political landscape of Lebanon.

Your answers will be combined with those of other participants and only the results will be used in preparing the marketing research report. You may receive a follow up call for quality assurance purposes. All personally identifiable information, including names and call-back phone numbers, will not be shared with a third party, and will be removed from our records once fieldwork and quality control is completed; all information will be completely anonymous and kept confidential.

Participating in this survey will have no impact on your legal rights or accessibility to humanitarian aid. This survey is solely conducted as a national assessment to understand and evaluate the socioeconomic landscape in Lebanon. Your valuable input will contribute to a comprehensive understanding of the current situation.

We expect this interview to take approximately 30 minutes, and anything you say will be kept strictly confidential and will not be shared with any third party without anonymization. Are you interested in participating?

طاب يومك/ مساؤك. إسمي..... وأنا أعمل لحساب شركة ايبسوس، إحدى شركات الأبحاث الرائدة في الشرق الأوسط. نقوم حاليًا بإجراء دراسة بالتعاون مع مؤسسة كونراد أديناور ستيفتونغ (KAS) لفهم الواقع الاجتماعي والاقتصادي والسياسي في لبنان.

سيتم دمج إجاباتك مع إجابات المشاركين الآخرين ووحدها النتائج ستستخدم في إعداد تقرير البحث. وقد تتلقى مكالمات متابعة لغايات ضمان الجودة. لن تتم مشاركة أي من معلومات التعريف الشخصية، بما فيها الأسماء وأرقام الهاتف المخصصة لمعاودة الاتصال، مع طرف ثالث، وستتم حذفها من سجلاتنا فور اكتمال العمل الميداني وعملية مراقبة الجودة؛ ستكون جميع المعلومات مجهولة المصدر تمامًا وسريّة.

لن يكون للمشاركة في هذا الاستطلاع أي تأثير على حقوقك القانونية أو إمكانية حصولك على المساعدة الإنسانية. يُجرى هذا الاستطلاع كتنقيح وطني لفهم وتقييم الواقع الاجتماعي والاقتصادي في لبنان حصرًا. ستساهم مشاركتك القيمة في توفير فهم شامل للوضع الحالي.

نتوقع أن تستغرق هذه المقابلة حوالي 30 دقيقة، وأي شيء تقوله سيبقى سرّيًا تمامًا ولن تتم مشاركته مع أي طرف ثالث بدون إخفاء هويتك أولاً. هل أنت مهتم بالمشاركة؟

[PN: SINGLE CODE]

1. Yes نعم
2. No لا [PN: TERMINATE]

SHouseholdRep. Are you familiar enough with the financial aspects and behaviours within your household to provide accurate answers to questions related to those topics?

[PN: SINGLE CODE]

SHouseholdRep. هل أنت على اطلاع كافٍ بالشؤون المالية والسلوكية داخل أسرتك من أجل تزويدنا بمعلومات دقيقة على الأسئلة المرتبطة بتلك المواضيع؟

1. Yes نعم
2. No لا [PN: TERMINATE]

ASK ALL

SNationality. What is your nationality?

SNationality. ما هي جنسيتك؟

[PN: SINGLE CODE]

1. Lebanese لبناني
2. Other جنسية أخرى **[PN: TERMINATE]**

ASK ALL

SAge1. Exact age: _____

SAge1. العمر بالضبط: _____

1. [Write exact age, then code in brackets below]
2. Refused **[PN: TERMINATE]**

1. [سجل العمر بالضبط، ثم حدّد الرمز المناسب في الفئات أدناه]
2. رفض الإجابة

SAge2. Age العمر (AUTOMATICALLY CALCULATED AND RECORDED FROM SAge1)

1. Less than 18 **[PN: TERMINATE]**
2. 18-20 yrs.
3. 21-24 yrs.
4. 25-30 yrs.
5. 31-35 yrs.
6. 36-40 yrs.
7. 41-45 yrs.
8. 46-50 yrs.
9. 51-55 yrs.
10. 56-60 yrs.
11. 61-65 yrs.
12. More than 65 yrs.
13. Refused **[PN: TERMINATE]**

1. أقل من 18 سنة
2. 18 – 20 سنة
3. 21 – 24 سنة
4. 25 – 30 سنة
5. 31 – 35 سنة
6. 36 – 40 سنة
7. 41 – 45 سنة
8. 46 – 50 سنة
9. 51 – 55 سنة
10. 56 – 60 سنة
11. 61 – 65 سنة

12. أكبر من 65 سنة
13. رفض الإجابة

ASK ALL

SResidence1. Place of residence – Governorate المحافظة - مكان الإقامة

[PN: SINGLE ANSWER]

للمحاور: لا تقرأ الاحتمالات ENUMERATOR: DO NOT READ OUT

1. Beirut
2. Mount Lebanon
3. North Lebanon
4. Akkar
5. Beqaa
6. Baalbek-Hermel
7. South Lebanon
8. Nabatieh

1. بيروت
2. جبل لبنان
3. شمال لبنان
4. عكار
5. البقاع
6. بعلبك-الهرمل
7. جنوب لبنان
8. النبطية

ASK ALL

SResidence2. Place of residence – District القضاء - مكان الإقامة

[PN: SINGLE ANSWER]

للمحاور: لا تقرأ الاحتمالات ENUMERATOR: DO NOT READ OUT

[SHOW IF CODE 1 IN SResidence1]

1. Beirut بيروت

[SHOW IF CODE 2 IN SResidence1]

2. Baabda بعبدا
3. Matn المتن
4. Chouf الشوف
5. Aley عاليه
6. Keserwan كسروان
7. Jbeil جبيل

[SHOW IF CODE 3 IN SResidence1]

8. Tripoli طرابلس
9. Koura الكورة
10. Zgharta زغرتا

11. Batroun البترون
12. Bcharre بشري
13. Minieh-Danniyeh المنية-الضنية

[SHOW IF CODE 4 IN SResidence1]

14. Akkar عكار

[SHOW IF CODE 5 IN SResidence1]

15. Zahleh زحلة
16. West Beqaa البقاع الغربي
17. Rachaya راشيا

[SHOW IF CODE 6 IN SResidence1]

18. Baalbek بعلبك
19. Hermel الهرمل

[SHOW IF CODE 7 IN SResidence1]

20. Saida صيدا
21. Tyr صور
22. Jezzine جزين

[SHOW IF CODE 8 IN SResidence1]

23. Nabatieh النبطية
24. Bint Jbeil بنت جبيل
25. Marjaayoun مرجعيون
26. Hasbaya حاصبيا

ASK ALL

SGender. What is your gender?

SGender. يرجى تحديد جنسك

[PN: SINGLE ANSWER]

ENUMERATOR INSTRUCTION: CODE BY OBSERVATION تعليمات للمحاور: سجّل من خلال الملاحظة

1. Male ذكر
2. Female أنثى

Section A: Socio-Economic Assessment تقييم الوضع الاقتصادي-الاجتماعي

Thank you for the information you have provided thus far! We would now like to inquire about your individual socioeconomic status and gather your perspective on the socioeconomic situation in Lebanon.

شكراً لك على المعلومات التي زوّدتنا بها حتى الآن! نود الآن الاستفسار عن وضعك الاجتماعي-الاقتصادي ثم معرفة رأيك في الوضع الاجتماعي-الاقتصادي في لبنان.

الدخل Income

READ FOR ALL

Throughout the survey, we will ask you questions in reference to your household. For the purpose of this survey on the socioeconomic situation in Lebanon, a household refers to a group of individuals living together in a shared dwelling unit. The household is considered as a single economic unit, and it may encompass a range of income sources and expenditures.

اقرأ للجميع

خلال الاستبيان، سنطرح عليك أسئلة تتعلق بأسرتك. لغايات هذا الاستطلاع المتمحور حول الوضع الاجتماعي والاقتصادي في لبنان، الأسرة تعني مجموعة الأفراد المقيمين معاً في وحدة سكنية مشتركة. تُعتبر الأسرة وحدة اقتصادية واحدة، وقد يكون لها عدة مصادر دخل ونفقات متنوعة.

ASK ALL

A0a. How many household members are there in your household? [PN: NUMERICAL]
[15 MAXIMUM]

A0a. كم شخصاً يعيش في منزلك؟

ASK ALL. DO NOT ALLOW A0b TO BE GREATER IN VALUE THAN A0a.

A0b. How many working individuals are there in your household? [PN: NUMERICAL. DO NOT ALLOW A0b TO BE GREATER IN VALUE THAN A0a.]
[12 MAXIMUM]

A0b. وكم شخصاً مَن يعيشون في منزلك يعمل؟

ASK ALL

A1. Could you please tell me, on average, how much your personal and household incomes are in USD (fresh dollar), LBP and Lollar (non-fresh dollar), from all different sources of income?
[ENUMERATOR: DO NOT READ OUT ANSWER OPTIONS. IF RESPONDENT DOES NOT HAVE ANY INCOME IN ANY CURRENCY, PLEASE SELECT IN A1a "I HAVE NO PERSONAL INCOME". IF THE HOUSEHOLD DOES NOT HAVE ANY INCOME IN ANY CURRENCY, PLEASE SELECT IN A1b "HOUSEHOLD HAS NO INCOME"]

A1. فضلاً هل يمكنك أن تُطلعني على دخلك الشخصي ودخل أسرتك التقريبيين بالدولار الأميركي (فريش دولار)، وبالليرة اللبنانية واللولا، من كل مصادر هذه المداخل؟ [للمحاور: لا تقرأ الاحتمالات. في حال عدم وجود أي دخلٍ شخصي بأية عملة، يرجى اختيار الاحتمال "لا أجنبي مدخولاً شخصياً" في A1a. في حال عدم وجود أي دخلٍ للأسرة بأية عملة، يرجى اختيار الاحتمال "لا تجني الأسرة أي مدخول" في A1b].

ASK ALL. [PN: SINGLE CODE]

A1a. Your personal monthly income in USD (fresh dollar)?

كم يبلغ دخلك الشخصي شهرياً بالدولار الأميركي (فريش دولار)؟

ASK ALL EXCEPT IF A0a=1 [PN: SINGLE CODE]

A1b. Your household total monthly income in USD-fresh dollar (including your personal income)?

كم يبلغ مجموع دخل أسرتك الشهري بالدولار الأميركي - فريش دولار (بما فيه دخلك الشخصي)؟

If coded 1-14 in A1a, do not show codes 16 and 17 in A1b.

If coded 16 in A1a, do not show code 17 in A1b.

If A0b >0, do not show code 17 in A1b.

Do not allow A1b to be < A1a in value in \$.

	A1a. Personal Income	A1b. Household Income
1	less than \$200	less than \$200
2	\$ 200 - 500	\$ 200 - 500
3	\$ 501 - \$750	\$ 501 - \$750
4	\$ 751 - \$1000	\$ 751 - \$1000
5	\$ 1001 - \$ 1500	\$ 1001 - \$ 1500
6	\$ 1501-\$ 2000	\$ 1501-\$ 2000
7	\$ 2001-\$ 2500	\$ 2001-\$ 2500
8	\$ 2501-\$ 3000	\$ 2501-\$ 3000
9	\$ 3001-\$ 5000	\$ 3001-\$ 5000
10	\$ 5001-\$7000	\$ 5001-\$7000
11	\$ 7001-\$9000	\$ 7001-\$9000
12	\$ 9001-\$11000	\$ 9001-\$11000
13	\$ 11001-\$13000	\$ 11001-\$13000
14	More than \$13000 per month	More than \$13000 per month
15	No Answer	No Answer
16	I do not have an income in fresh USD [Note to enumerator: make sure respondent has an income but not in fresh USD]	Household does not have an income in fresh USD [Note to enumerator: make sure the household has an income but not in fresh USD]
17	I have no personal income	Household has no income

A1b. دخل الأسرة	A1a. الدخل الشخصي	
أقل من 200 دولار	أقل من 200 دولار	1
200 – 500 دولار	200 – 500 دولار	2
501 – 750 دولار	501 – 750 دولار	3
751 – 1000 دولار	751 – 1000 دولار	4
1001 – 1500 دولار	1001 – 1500 دولار	5
1501 – 2000 دولار	1501 – 2000 دولار	6
2001 – 2500 دولار	2001 – 2500 دولار	7
2501 – 3000 دولار	2501 – 3000 دولار	8
3001 – 5000 دولار	3001 – 5000 دولار	9
5001 – 7000 دولار	5001 – 7000 دولار	10
7001 – 9000 دولار	7001 – 9000 دولار	11
9001 – 11,000 دولار	9001 – 11,000 دولار	12
11,001 – 13,000 دولار	11,001 – 13,000 دولار	13
أكثر من 13,000 دولار شهرياً	أكثر من 13,000 دولار شهرياً	14
لا جواب	لا جواب	15
لا تجني الأسرة دخلاً بالدولار الأميركي (فريش دولار) [ملاحظة للمحاور: تأكد أن الأسرة تملك مدخولاً لكن ليس بالدولار الأميركي (فريش دولار)]	لا أجنبي دخلاً بالدولار الأميركي (فريش دولار) [ملاحظة للمحاور: تأكد أن المضيف يملك مدخولاً لكن ليس بالدولار الأميركي (فريش دولار)]	16
لا تجني الأسرة أي مدخول	لا أجنبي أي مدخول شخصي	17

Do not ask A1c if A1a is coded 17.

Do not ask A1c and A1d if A1b is coded 17.

If coded 1-12 in A1c, do not show code 14 in A1d.

Do not allow A1d to be < A1c in value in LBP.

A1c. Your personal monthly income in LBP? [PN: SINGLE CODE]

A1c. كم يبلغ دخلك الشخصي شهرياً بالليرة اللبنانية؟

ASK ALL EXCEPT IF A0a=1

A1d. Your household total monthly income in LBP (including your personal income)? [PN: SINGLE CODE]

A1d. كم يبلغ مجموع دخل أسرتك الشهري بالليرة اللبنانية (بما فيه دخلك الشخصي) ؟

	A1c. Personal Income	A1d. Household Income
1	LBP 600,000 or less	LBP 600,000 or less
2	LBP 601,000 - LBP 2,000,000	LBP 601,000 - LBP 2,000,000
3	LBP 2,001,000 - LBP 4,000,000	LBP 2,001,000 - LBP 4,000,000
4	LBP 4,001,000 - LBP 6,000,000	LBP 4,001,000 - LBP 6,000,000
5	LBP 6,001,000 - LBP 8,000,000	LBP 6,001,000 - LBP 8,000,000
6	LBP 8,001,000 - LBP 11,000,000	LBP 8,001,000 - LBP 11,000,000
7	LBP 11,001,000 - LBP 15,000,000	LBP 11,001,000 - LBP 15,000,000
8	LBP 15,001,000 - LBP 30,000,000	LBP 15,001,000 - LBP 30,000,000
9	LBP 30,001,000 - LBP 50,000,000	LBP 30,001,000 - LBP 50,000,000
10	LBP 50,001,000 - LBP 75,000,000	LBP 50,001,000 - LBP 75,000,000
11	LBP 75,001,000 - LBP 100,000,000	LBP 75,001,000 - LBP 100,000,000
12	More than LBP 100,000,000	More than LBP 100,000,000
13	No Answer	No Answer
14	I do not have an income in LBP [Note to enumerator: make sure respondent has an income but not in LBP]	Household does not have an income in LBP [Note to enumerator: make sure the household has an income but not in LBP]

A1d. دخل الأسرة	A1c. الدخل الشخصي	
600,000 ليرة لبنانية أو أقل	600,000 ليرة لبنانية أو أقل	1
2,000,000 – 601,000 ليرة لبنانية	2,000,000 – 601,000 ليرة لبنانية	2
4,000,000 – 2,001,000 ليرة لبنانية	4,000,000 – 2,001,000 ليرة لبنانية	3
6,000,000 – 4,001,000 ليرة لبنانية	6,000,000 – 4,001,000 ليرة لبنانية	4
8,000,000 – 6,001,000 ليرة لبنانية	8,000,000 – 6,001,000 ليرة لبنانية	5
11,000,000 – 8,001,000 ليرة لبنانية	11,000,000 – 8,001,000 ليرة لبنانية	6
15,000,000 – 11,001,000 ليرة لبنانية	15,000,000 – 11,001,000 ليرة لبنانية	7
30,000,000 – 15,001,000 ليرة لبنانية	30,000,000 – 15,001,000 ليرة لبنانية	8
50,000,000 – 30,001,000 ليرة لبنانية	50,000,000 – 30,001,000 ليرة لبنانية	9
75,000,000 – 50,001,000 ليرة لبنانية	75,000,000 – 50,001,000 ليرة لبنانية	10
100,000,000 – 75,001,000 ليرة لبنانية	100,000,000 – 75,001,000 ليرة لبنانية	11
أكثر من 100,000,000 ليرة لبنانية	أكثر من 100,000,000 ليرة لبنانية	12
لا جواب	لا جواب	13
لا تجني الأسرة دخلاً بالليرة اللبنانية	لا أجني دخلاً بالليرة اللبنانية	14

[ملاحظة للمحاور: تأكد أن المجيب يملك مدخولاً لكن ليس بالليرة اللبنانية]	[ملاحظة للمحاور: تأكد أن الأسرة تملك مدخولاً لكن ليس بالليرة اللبنانية]
--	--

Do not ask A1e if A1a is coded 17.

Do not ask A1e and A1f if A1b is coded 17.

If coded 1-14 in A1e, do not show code 16 in A1f.

Do not allow A1f to be < A1e in value in \$.

A1e. Your personal monthly income in Lollar (non-fresh dollar)? [PN: SINGLE CODE]

A1e. كم يبلغ دخلك الشخصي شهرياً باللولار (دولار غير فريش) ؟

ASK ALL EXCEPT IF A0a=1

A1f. Your household total monthly income in Lollar (non-fresh dollar) - (including your personal income)? [PN: SINGLE CODE]

A1f. كم يبلغ مجموع دخل أسرتك الشهري باللولار (دولار غير فريش) (بما فيه دخلك الشخصي) ؟

	A1e. Personal Income	A1f. Household Income
1	less than \$200	less than \$200
2	\$ 200 - 500	\$ 200 - 500
3	\$ 501 - \$750	\$ 501 - \$750
4	\$ 751 - \$1000	\$ 751 - \$1000
5	\$ 1001 - \$ 1500	\$ 1001 - \$ 1500
6	\$ 1501-\$ 2000	\$ 1501-\$ 2000
7	\$ 2001-\$ 2500	\$ 2001-\$ 2500
8	\$ 2501-\$ 3000	\$ 2501-\$ 3000
9	\$ 3001-\$ 5000	\$ 3001-\$ 5000
10	\$ 5001-\$7000	\$ 5001-\$7000
11	\$ 7001-\$9000	\$ 7001-\$9000
12	\$ 9001-\$11000	\$ 9001-\$11000
13	\$ 11001-\$13000	\$ 11001-\$13000
14	More than \$13000 per month	More than \$13000 per month
15	No Answer	No Answer
16	I do not have an income in Lollar [Note to enumerator: make sure respondent has an income but not in Lollar]	Household does not have an income in Lollar [Note to enumerator: make sure the household has an income but not in Lollar]

A1f. دخل الأسرة	A1e. الدخل الشخصي	
أقل من 200 لولار	أقل من 200 لولار	1
200 – 500 لولار	200 – 500 لولار	2
501 – 750 لولار	501 – 750 لولار	3
751 – 1000 لولار	751 – 1000 لولار	4
1001 – 1500 لولار	1001 – 1500 لولار	5
1501 – 2000 لولار	1501 – 2000 لولار	6
2001 – 2500 لولار	2001 – 2500 لولار	7
2501 – 3000 لولار	2501 – 3000 لولار	8
3001 – 5000 لولار	3001 – 5000 لولار	9

5001 – 7000 دولار	5001 – 7000 دولار	10
7001 – 9000 دولار/ل دولار	7001 – 9000 دولار	11
9001 – 11,000 دولار	9001 – 11,000 دولار	12
11,001 – 13,000 دولار/ل دولار	11,001 – 13,000 دولار	13
أكثر من 13,000 دولار شهرياً	أكثر من 13,000 دولار شهرياً	14
لا جواب	لا جواب	15
لا تجني الأسرة دخلاً باللولار [ملاحظة للمحاور: تأكد أن الأسرة تملك مدخولاً لكن ليس باللولار]	لا أجني دخلاً باللولار [ملاحظة للمحاور: تأكد أن المضيف يملك مدخولاً لكن ليس باللولار]	16

ASK ALL.

A2. What is the source of the fresh USD that your household has?

MULTIPLE ANSWER. [ENUMERATOR: DO NOT READ OUT].

A2. ما هو مصدر الدولار الأميركي الفريش الذي لديكم في الأسرة؟ [إجابات متعددة للمحاور: لا تقرأ]

1. International humanitarian aid.
2. National humanitarian aid.
3. Money sent from migrants (Remittances).
4. Assistance from friends and/or relatives in the country.
5. Income from work, paid in fresh USD.
6. Money saved at home prior to the crisis.
7. Exchange of LBP.
8. Exchange of non-LBP currency
9. No fresh USD [PN: EXCLUSIVE - Don't show if A1b coded 1 to 14 or if A0a=1 and A1a coded 1 to 14]
97. Other, please specify.

1. مساعدة إنسانية دولية
2. مساعدة إنسانية محلية
3. الأموال المرسلة من المهاجرين (حوالات)
4. مساعدة من الأصدقاء و/أو الأقرباء في البلد
5. مدخول من العمل، مدفوع بالفريش دولار
6. أموال مَخرَعة في المنزل منذ قبل الأزمة
7. صرف الليرة اللبنانية
8. صرف عملة غير الليرة اللبنانية
9. لا دولار أميركي فريش
97. غير ذلك، يرجى التحديد

ASK ALL. [PN: SINGLE CODE]

A3. How would you rate your household's overall financial situation? [ENUMERATOR: READ OUT].

A3. كيف تصنّف الوضع المادي العام لأسرتك؟ [المحاور: اقرأ الاحتمالات]

1. Very Good
2. Good
3. Average
4. Poor
5. Very Poor

1. جيد جداً

2. جيد
3. مقبول
4. سيئ
5. سيئ جداً

ASK ALL. [PN: SINGLE CODE]

A4. Has your household experienced any significant changes in your income over the past year?

[ENUMERATOR: READ OUT].

A4. هل شهدت أسرته أي تغييرات ملحوظة في دخلها خلال السنة الماضية؟ **[للمحاور: اقرأ الاحتمالات]**

1. Yes, a significant increase
2. Yes, a slight increase
3. No change
4. Yes, a slight decrease
5. Yes, a significant decrease

1. نعم، ارتفاع ملحوظ
2. نعم، ارتفاع طفيف
3. لا تغيير
4. نعم، تراجع طفيف
5. نعم، تراجع ملحوظ

ASK ALL. [PN: SINGLE CODE]

A5. Does your household receive any financial assistance from the government or non-governmental organizations? **[ENUMERATOR: READ OUT].**

A5. هل تتلقى أسرته أي مساعدة مالية من الحكومة أو من منظمات غير حكومية؟ **[للمحاور: اقرأ الاحتمالات]**

1. Yes, regularly
2. Yes, occasionally
3. No

1. نعم، بانتظام
2. نعم، أحياناً
3. لا

ASK ALL. [PN: SINGLE CODE]

A6. Has your household received any financial support from family or friends living abroad (remittances) in the past year? **[ENUMERATOR: READ OUT].**

A6. هل تلقت أسرته أي دعم مالي من العائلة أو الأصدقاء المقيمين خارج البلد (تحويلات مالية) خلال السنة الماضية؟ **[للمحاور: اقرأ الاحتمالات]**

1. Yes, regularly
2. Yes, occasionally
3. No

1. نعم، بانتظام
2. نعم، أحياناً
3. لا

Ask A7 if coded 1 or 2 in A6. [PN: SINGLE CODE]

A7. How significant is the amount of remittances your household has received from family or friends abroad in supporting your financial situation? **[ENUMERATOR: READ OUT].**

A7. كم يبلغ حجم التحويلات المالية التي تلقتها أسرته من العائلة أو الأصدقاء المقيمين في الخارج لدعم وضعكم المادي؟ **[للمحاور: اقرأ الاحتمالات]**

1. Very significant

2. Somewhat significant
3. Not very significant
4. Not significant at all

1. كبيرة جدًا
2. كبيرة إلى حدٍ ما
3. ليست كبيرة جدًا
4. ليست كبيرة على الإطلاق

ASK ALL. [PN: SINGLE CODE]

A8. Has your household experienced any difficulty meeting its basic needs (such as food, housing, healthcare) due to your income level in the past year? **[ENUMERATOR: READ OUT].**

A8. هل واجهت أسرتك أي صعوبة في تلبية احتياجاتها الأساسية (مثل المواد الغذائية، السكن، الرعاية الصحية) بسبب مستوى دخلكم في العام الماضي؟ **[المحاور: اقرأ الاحتمالات]**

1. Yes, frequently
2. Yes, occasionally
3. No, not at all

1. نعم، مراراً
2. نعم، أحياناً
3. كلا، على الإطلاق

ASK ALL. [PN: SINGLE CODE]

A9. Is your household able to save a portion of its income for emergencies or future expenses? **[ENUMERATOR: READ OUT].**

A9. هل أسرتك قادرة على ادّخار جزء من دخلها لحالات الطوارئ أو للنفقات المستقبلية؟ **[المحاور: اقرأ الاحتمالات]**

1. Yes, we are able to save a significant portion.
2. Yes, we are able to save a small portion.
3. No, we are unable to save.

1. نعم، نحن قادرون على ادّخار جزء كبير من الدخل
2. نعم، نحن قادرون على ادّخار جزء بسيط من الدخل
3. كلا، لسنا قادرين على الإدّخار

الدولرة Dollarization

ASK ALL. [PN: SINGLE CODE]

A10. How do you feel about private markets and services shifting their prices to USD? *By private markets, we mean non-government-controlled sectors or businesses that operate independently of the state and offer goods or services to consumers.* **[ENUMERATOR: READ OUT].**

A10. ما هو شعورك حيال الأسواق الخاصة والخدمات التي تحوّل أسعارها إلى الدولار الأمريكي؟ نقصد بالأسواق الخاصة القطاعات أو الشركات غير الحكومية والتي تعمل بشكل مستقلّ عن الدولة وتقدم السلع أو الخدمات للمستهلكين. **[المحاور: اقرأ الاحتمالات]**

1. Very satisfied
2. Satisfied
3. Neutral
4. Dissatisfied
5. Very dissatisfied

1. راضٍ جدًا
2. راضٍ

3. شعور حيادي
4. غير راضٍ
5. غير راضٍ على الإطلاق

ASK ALL. [PN: SINGLE CODE]

A11. Do you believe this shift of prices to USD will impact the socioeconomic situation in Lebanon?

[ENUMERATOR: DO NOT READ OUT].

A11. هل تعتقد أنّ هذا التحوّل للأسعار إلى الدولار الأمريكي سيؤثّر على الوضع الاقتصادي-الاجتماعي في لبنان؟ **[للمحاور: لا تقرأ الاحتمالات]**

1. Yes نعم
2. No لا
98. I don't know. لا أعلم

Ask if coded 1 in A11. [PN: SINGLE CODE]

A12. How do you think this shift will impact the socioeconomic situation in Lebanon? **[ENUMERATOR: READ OUT].**

A12. كيف تعتقد أنّ هذا التحوّل سيؤثّر على الوضع الاقتصادي-الاجتماعي في لبنان؟ **[للمحاور: اقرأ الاحتمالات]**

1. In a very positive manner
2. In a slightly positive manner
3. In a slightly negative manner
4. In a very negative manner

1. بشكلٍ إيجابي جداً
2. بشكلٍ إيجابي إلى حدٍّ ما
3. بشكلٍ سلبي إلى حدٍّ ما
4. بشكلٍ سلبي جداً

التعليم والمهارات Education and Skills

ASK ALL. [PN: SINGLE CODE]

A13. Which of the following best describes the highest level of education you have completed?

[ENUMERATOR: READ OUT].

A13. أي من الاحتمالات التالية يصف أعلى مستوى تعليمي أكملت؟ **[للمحاور: اقرأ الاحتمالات]**

1. Did not complete primary education, illiterate.
2. Did not complete primary education, know how to read, and write.
3. Primary education (Grade 1-9)
4. Secondary education (Grade 10-12)
5. Technical education (non-university)
6. University education (e.g., bachelor's degree, associate degree...)
7. Postgraduate studies (e.g., master's degree, Doctorate...)

1. لم أكمل المرحلة الابتدائية، أمّي
2. لم أكمل المرحلة الابتدائية لكن أجيد القراءة والكتابة
3. المرحلة الابتدائية (الصف الأول - التاسع)
4. المرحلة الثانوية (الصف العاشر - الثاني عشر)
5. تعليم مهني (غير جامعي)
6. تعليم جامعي (مثال شهادة إجازة، زمالة...)

7. دراسات عليا (مثال ماجستير، دكتوراه...)

التوظيف والمهن Employment and Occupation

ASK ALL. [PN: SINGLE CODE]

A14a. What is your current occupation status? [ENUMERATOR: DO NOT READ OUT].

A14a. ما هي مهنتك الحالية؟ [للمحاور: لا تقرأ الاحتمالات]

1. Upper Management: board of directors / managing director
2. Middle Management: branch manager/unit/officer
3. Specialized, Self-employed: doctor, lawyer, pharmacist
4. Specialized Employed: doctor, lawyer, pharmacist
5. Has his own business
6. Farmer or hunter
7. Office employee
8. Out-of-office employee: sales person...
9. Skilled worker: carpenter, technician...
10. Unskilled worker
11. Student
12. Unemployed / housewife
13. Retired

1. إدارة عليا: مجلس إدارة / مدير شركة
2. إدارة وسطى: مدير فرع / قسم/ضابط
3. متخصص يعمل لحسابه: طبيب/ محامي/ صيدلي
4. متخصص يعمل موظفاً: طبيب/ محامي/ صيدلي
5. يملك عمله الخاص
6. مزارع أو صياد
7. موظف يعمل داخل المكتب
8. موظف يعمل خارج المكتب: مندوب مبيعات...
9. عامل ذو مهارة: نجار/ميكانيكي...
10. عامل بدون مهارة
11. طالب
12. عاطل عن العمل/ ربة منزل
13. متقاعد

ASK IF CODED 1-10 in A14a.

A14b. In which sector are you currently employed? [PN: MULTICODE] [ENUMERATOR: DO NOT READ OUT].

A14b. في أي قطاع تعمل حالياً؟ [للمحاور: لا تقرأ الاحتمالات]

1	Agriculture; plantations; other rural sectors	الزراعة؛ المزارع؛ القطاعات الريفية الأخرى
2	Basic metal production	إنتاج المعادن الأساسية
3	Chemical industries	الصناعات الكيماوية
4	Commerce	التجارة
5	Construction	البناء
6	Education	التعليم

7	Food; drink; tobacco	المأكولات؛ المشروبات؛ التبغ
8	Forestry; wood; pulp and paper	الحراجة؛ الخشب؛ اللب والورق
9	Health services	الخدمات الصحية
10	Hotels; tourism; catering	الفنادق؛ السياحة؛ تقديم الطعام
11	Manufacturing	التصنيع
12	Mining (coal; other mining)	إستخراج المعادن/ المناجم (الفحم وإستخراج المعادن الأخرى)
13	Mechanical and electrical occupation	المهن الميكانيكية والكهربائية
14	Media; culture; graphical; photography	الإعلام؛ الثقافة؛ التصميم الجرافيكي؛ التصوير
15	Non-governmental organizations	المنظمات غير الحكومية
16	Oil and gas production; oil refining	إنتاج النفط والغاز؛ تكرير النفط
17	Postal and telecommunications services	خدمات البريد والاتصالات
18	Public service	الخدمة العامة
19	Shipping; ports; fisheries; inland waterways	الشحن؛ الموانئ؛ مصائد الأسماك؛ الممرات المائية الداخلية
20	Textiles; clothing; leather; footwear	المنسوجات؛ الألبسة؛ الجلود؛ الأحذية
21	Transport (road transport, etc.)	النقل (النقل البري، إلخ)
22	Utilities (water; gas; electricity)	المرافق (المياه؛ الغاز؛ الكهرباء)
97	Other (specify)	غير ذلك (حدد)

ASK IF CODED 1 TO 10 IN A14a. [PN: SINGLE CODE]

A15. How many hours do you work per week on average? **[ENUMERATOR: DO NOT READ OUT].**

A15. تقريباً، كم ساعة تعمل في الأسبوع؟ **[للمحاور: لا تقرأ الاحتمالات]**

1. Less than 20 hours
2. 20-40 hours
3. 41-60 hours
4. More than 60 hours

1. أقل من 20 ساعة
2. 20 - 40 ساعة
3. 41 - 60 ساعة
4. أكثر من 60 ساعة

ASK IF CODED 1 TO 10 IN A14a. [PN: SINGLE CODE]

A16. Do you believe that you are remunerated fairly for your job performance in relation to your education level? **[ENUMERATOR: READ OUT].**

A16. هل تعتقد أنك تتلقى أجراً عادلاً مقابل أدائك الوظيفي بحسب مستواك التعليمي؟ **[للمحاور: اقرأ الاحتمالات]**

1. Yes, completely
2. Yes, to some extent
3. No, not at all
4. Don't know

1. نعم، تمامًا
2. نعم، إلى حد ما
3. كلا، إطلاقاً
4. لا أعلم

ASK IF CODED 1 TO 10 IN A14a. [PN: SINGLE CODE]

A17. Have you experienced any job insecurity or concerns about job stability in the past year?

[ENUMERATOR: READ OUT].

A17. هل اختبرت عدم أمان وظيفي أو مخاوف بشأن الاستقرار الوظيفي في العام الماضي؟ **[للمحاور: اقرأ الاحتمالات]**

1. Yes, frequently
2. Yes, occasionally
3. No

1. نعم، مراراً
2. نعم، أحياناً
3. كلا

ASK IF CODED 1 TO 10 IN A14a. [PN: SINGLE CODE]

A18. How would you rate the availability of job opportunities in your area of expertise?

[ENUMERATOR: READ OUT].

A18. كيف تقيّم توفّر فرص العمل في مجال تخصصك؟ **[للمحاور: اقرأ الاحتمالات]**

1. Excellent: Abundant job opportunities
2. Good: Sufficient job opportunities
3. Average: Moderate availability of job opportunities
4. Limited: Limited availability of job opportunities
5. Very limited: Very few or no job opportunities available

1. ممتاز: وفرة في فرص العمل
2. جيد: فرص عمل كافية
3. مقبول: توفّر معتدل في فرص العمل
4. محدود: فرص عمل محدودة
5. محدود جداً: قلة أو انعدام في فرص العمل

الثروات والأصول Wealth and Assets

ASK ALL. [PN: SINGLE CODE]

A19. Is the household's main residence: **[ENUMERATOR: READ OUT].**

A19. هل مسكنكم الرئيسي: **[للمحاور: اقرأ الاحتمالات]**

1. Fully owned
2. Owned with mortgage
3. Rented
4. Other living arrangement

1. ملك غير مرهون
2. ملك مرهون (ضمن قرض عقاري)
3. بالإيجار
4. ترتيبات سكنية أخرى

ASK ALL.

A20. How many houses/apartments do you (as a household) own with no mortgage?

A20. كم منزلاً/ شقة بدون رهن تملكون؟

NUMERICAL. ALLOW 0 TO 5. DO NOT ALLOW FOR "0" IF CODE 1 IS SELECTED IN A19.

ASK ALL. [PN: SINGLE CODE]

A21. Do your household members own a vehicle? **[ENUMERATOR: DO NOT READ OUT].**

A21. هل يملك أفراد أسرتك سيارة؟ **[للمحاور: لا تقرأ الاحتمالات]**

1. Yes نعم
2. No لا

Ask A22 if coded 1 in A21.

A22. In total, how many cars are owned by your household?

A22. بالاجمال، كم سيارة تملك أسرتك؟

NUMERICAL. ALLOW 1 TO 5

ASK ALL. [PN: SINGLE CODE]

A23. Do you personally have any investments in stocks, bonds, or other financial instruments?

[ENUMERATOR: DO NOT READ OUT].

A23. هل لديك شخصياً استثمارات في الأسهم، أو السندات أو غيرها من الأدوات المالية؟ [للمحاور: لا تقرأ الاحتمالات]

1. Yes نعم
2. No لا

ASK ALL. [PN: SINGLE CODE]

A24. Do you have any savings or investment accounts, whether alone or with someone else?

[ENUMERATOR: DO NOT READ OUT].

A24. هل لديك أي حسابات ادّخار أو استثمار، إن فردية أو مشتركة مع شخص آخر؟ [للمحاور: لا تقرأ الاحتمالات]

1. Yes نعم
2. No لا

Ask A25 if coded 1 in A24.

A25. How many savings or investment accounts do you have, whether alone or with someone else?

A25. كم حساب ادّخار أو استثمار لديك، إن فردية أو مشتركة مع شخص آخر؟

NUMERICAL. ALLOW 1 TO 10

ASK ALL. [PN: SINGLE CODE]

A26. How would you rate your household's overall financial security, considering the amount of savings you have available? [ENUMERATOR: READ OUT].

A26. كيف تقيّم الأمن المالي العام لأسرتك، نظراً لكمية المدّخرات المتوفّرة لديكم؟ [للمحاور: اقرأ الاحتمالات]

1. Very secure
2. Secure
3. Neutral
4. Insecure
5. Very insecure

1. آمن جداً
2. آمن
3. حيادي
4. غير آمن
5. غير آمن على الإطلاق

ASK ALL. [PN: SINGLE CODE]

A27. Have you experienced any significant changes in your household's overall wealth or assets over the past year? **[ENUMERATOR: READ OUT].**

A27. هل شهدت أي تغييرات ملحوظة في مجمل ثروات أو ممتلكات أسرتك خلال السنة الماضية؟ **[للمحاور: اقرأ الاحتمالات]**

1. Yes, a significant increase.
2. Yes, a slight increase.
3. No significant change.
4. Yes, a slight decrease.
5. Yes, a significant decrease.

1. نعم، ارتفاع ملحوظ
2. نعم، ارتفاع طفيف
3. لا تغيير
4. نعم، تراجع طفيف
5. نعم، تراجع ملحوظ

ASK ALL. [PN: MULTICODE]

A28. What are the specific factors or circumstances that have impacted your household's ability to accumulate wealth or assets? **[ENUMERATOR: DO NOT READ OUT].**

A28. ما هي العوامل أو الظروف المحددة التي أثّرت على قدرة أسرتك على ادّخار الثروات أو الأصول؟ **[للمحاور: لا تقرأ الاحتمالات]**

1. Financial factors
2. Political factors
3. Lack of job opportunities
4. No, there are no specific factors. **[EXCLUSIVE]**
97. Other, specify.
98. I don't know. **[EXCLUSIVE]**

1. عوامل مادية
2. عوامل سياسية
3. انعدام فرص العمل
4. كلا، ما من عوامل محددة **[جواب حصري]** **[للمحاور: لا تقرأ الاحتمال]**
97. غير ذلك، حدّد
98. لا أعلم **[جواب حصري]** **[للمحاور: لا تقرأ الاحتمال]**

Expenditure and Living Conditions النفقات والظروف المعيشية

ASK ALL. [PN: SINGLE CODE]

A29. How would you describe your household's current living conditions? [ENUMERATOR: READ OUT].

A29. كيف تصف الظروف المعيشية الحالية لأسرتك؟ [للمحاور: اقرأ الاحتمالات]

1. Very good
2. Good
3. Average
4. Poor
5. Very poor
98. I don't know. [EXCLUSIVE] [ENUMERATOR: DO NOT READ OUT].

1. ممتازة

2. جيدة

3. مقبولة

4. سيئة

5. سيئة جداً

98. لا أعلم [جواب حصري] [للمحاور: لا تقرأ الاحتمال]

ASK ONLY IF (A0a>1 AND A1b DOES NOT = 17) OR (A0a=1 AND A1a DOES NOT = 17) [PN: SINGLE CODE]

A30. Approximately, what percentage of the household income does your household spend on basic necessities (e.g., housing, food, utilities)? [ENUMERATOR: READ OUT].

A30. أي نسبة تقريباً من دخل الأسرة تُنفق أسرتك على الاحتياجات الأساسية (مثل السكن، الغذاء، المنافع العامة/الكهرباء والماء والغاز)؟ [للمحاور: اقرأ الاحتمالات]

1. Less than 30%
2. 30%-50%
3. 51%-70%
4. More than 70%
98. I don't know. [EXCLUSIVE] [ENUMERATOR: DO NOT READ OUT].

1. أقل من 30%

2. 30% - 50%

3. 51% - 70%

4. أكثر من 70%

98. لا أعلم [جواب حصري] [للمحاور: لا تقرأ الاحتمال]

ASK ONLY IF CODED 16 IN A1b OR A0a=1 & A1a=16 [PN: MULTICODE]

A31. How is your household settling the power generator bill in USD? [ENUMERATOR: READ OUT].

A31. كيف تسدد أسرتك فاتورة مولّد الكهرباء بالدولار الأميركي؟ [للمحاور: اقرأ الاحتمالات]

1. Exchanging LBP revenues to USD.
 2. Relatives and friends are helping with the generator bill.
 3. We have suspended the subscription of the power generator since it is billed in USD.
- [EXCLUSIVE]

4. Not applicable, did not have a power generator subscription. [EXCLUSIVE]
 97. Other, please specify:
 98. I don't know. [EXCLUSIVE] [ENUMERATOR: DO NOT READ OUT].

1. تحويل إيرادات بالليرة اللبنانية إلى الدولار الأمريكي
2. مساعدة أقرباء وأصدقاء بتسديد فاتورة المولد
3. أوقفنا اشتراك المولد لما أصبح بالدولار الأمريكي
4. لا ينطبق؛ لم يكن لدينا اشتراك بالمولد [جواب حصري]
97. غير ذلك، يرجى التحديد:
98. لا أعلم [جواب حصري] [للمحاور: لا تقرأ الاحتمال]

ASK ONLY IF CODED 16 IN A1b OR A0a=1 & A1a=16 [PN: MULTICODE]

A32. How is your household settling the private health insurance bills in USD? [ENUMERATOR: READ OUT].

A32. كيف تسدد أسرنا أقساط التأمين الصحي الخاص بالدولار الأمريكي؟ [للمحاور: اقرأ الاحتمالات]

1. Exchanging LBP revenues to USD.
2. Relatives and friends are helping with private health insurance.
3. We have cancelled private health insurance since billed in USD.
4. Not applicable, I do not have private health insurance. [EXCLUSIVE]
97. Other, please specify:
98. I don't know. [EXCLUSIVE] [ENUMERATOR: DO NOT READ OUT].

1. تحويل إيرادات بالليرة اللبنانية إلى الدولار الأمريكي
2. مساعدة أقرباء وأصدقاء بتسديد أقساط التأمين الصحي الخاص
3. ألغينا التأمين الصحي الخاص لما أصبح بالدولار الأمريكي
4. لا ينطبق؛ ليس لدينا تأمين صحي خاص [جواب حصري]
97. غير ذلك، يرجى التحديد:
98. لا أعلم [جواب حصري] [للمحاور: لا تقرأ الاحتمال]

ASK ONLY IF CODED 16 IN A1b OR A0a=1 & A1a=16 .[PN: MULTICODE]

A33. How is your household paying for heating oil in USD? [ENUMERATOR: READ OUT].

A33. كيف تسدد أسرنا تكلفة المحروقات للتدفئة بالدولار الأمريكي؟ [للمحاور: اقرأ الاحتمالات]

1. Exchanging LBP revenue to USD.
2. Relatives and friends are helping with heating oil expenses.
3. We are trying to find substitutes to reduce the need for heating oil in the household.
4. Not applicable, did not use heating oil.
97. Other, please specify:
98. I don't know. [EXCLUSIVE] [ENUMERATOR: DO NOT READ OUT].

1. تحويل إيرادات بالليرة اللبنانية إلى الدولار الأمريكي
2. مساعدة أقرباء وأصدقاء بنفقات المحروقات للتدفئة
3. نحاول إيجاد بدائل لتخفيف حاجة المنزل إلى المحروقات للتدفئة
4. لا ينطبق؛ لا نستعمل المحروقات للتدفئة
97. غير ذلك، يرجى التحديد:
98. لا أعلم [جواب حصري] [للمحاور: لا تقرأ الاحتمال]

ASK ALL. [PN: SINGLE CODE]

A34. Do you have a domestic worker (housekeeper) employed? [ENUMERATOR: DO NOT READ OUT].

A34. هل تعمل لديكم عاملة منزلية (مدبرة منزل)؟ [المحاور: لا تقرأ الاحتمالات]

1. Yes نعم
2. No لا

~~ASK ONLY IF CODED 16 IN A1b, and 1 IN A34.~~ **ASK ONLY IF CODED 1 IN A34 AND ((A0a>1 AND A1b=16) OR (A0a=1 AND A1a=16)) [PN: MULTICODE]**

A35. How is your household paying for the domestic worker (housekeeper) in USD? [ENUMERATOR: READ OUT].

A35. كيف تسدد الأسرة راتب العاملة المنزلية (مدبرة المنزل) بالدولار الأميركي؟ [المحاور: اقرأ الاحتمالات]

1. Exchanging LBP revenue to USD.
2. Relatives and friends are helping with the housekeeper expenses.
3. We are trying to find substitutes to reduce the need for a housekeeper in the household.
97. Other, please specify:
98. I don't know. [EXCLUSIVE] [ENUMERATOR: DO NOT READ OUT].

1. تحويل إيرادات الليرة اللبنانية إلى الدولار الأميركي
2. مساعدة أقرباء وأصدقاء بنفقات العاملة المنزلية
3. نحاول إيجاد بدائل لتخفيف حاجة الأسرة إلى عاملة منزلية
97. غير ذلك، يرجى التحديد:
98. لا أعلم [جواب حصري] [المحاور: لا تقرأ الاحتمالات]

ASK ALL.

A36a. In what currency should your rent be settled with the landlord (in case you pay rent)? [PN: SINGLE CODE] [ENUMERATOR: READ OUT].

A36a. بأي عملة يجب تسديد بدل إيجارك للمالك (في حال تدفعون بدل إيجار)؟ [إجابة واحدة] [المحاور: اقرأ الاحتمالات]

1. LBP
2. USD
3. A mix of both LBP and USD
4. Not applicable, do not pay rent.
98. I don't know. [ENUMERATOR: DO NOT READ OUT].

1. الليرة اللبنانية
2. الدولار الأميركي
3. مزيج من الليرة اللبنانية والدولار
4. لا ينطبق، لا ندفع بدل إيجار
98. لا أعلم [المحاور: لا تقرأ الاحتمالات]

~~ASK ONLY IF CODED 16 IN A1b, and 2 OR 3 IN A36a.~~ **ASK ONLY IF CODED 2 OR 3 IN A36a AND ((A0a>1 AND A1b=16) OR (A0a=1 AND A1a=16)) [PN: MULTICODE]**

A36b. How is your household settling the USD portion of the rent? [ENUMERATOR: READ OUT].

A36b. كيف تسدد أسرته جزء الدولار الأميركي من بدل الإيجار؟ [المحاور: اقرأ الاحتمالات]

1. Exchanging LBP revenues to USD.
2. Relatives and friends are helping with rent.
3. Looking for a new place for a lower price.

4. Looking for a new place where the payment can be made in LBP.
97. Other, please specify:
98. I don't know. [EXCLUSIVE] [ENUMERATOR: DO NOT READ OUT].

1. تحويل إيرادات بالليرة اللبنانية إلى الدولار الأمريكي
2. مساعدة أقرباء وأصدقاء بتسديد الإيجار
3. نبحث عن مسكن جديد بسعر أقل
4. نبحث عن مسكن جديد حيث يمكننا الدفع بالليرة اللبنانية
97. غير ذلك، يرجى التحديد:
98. لا أعلم [جواب حصري] [للمحاور: لا تقرأ الاحتمال]

ASK ALL. [PN: SINGLE CODE]

A37. Is your household able to save a portion of the income regularly? [ENUMERATOR: READ OUT].

A37. هل أسرّتك قادرة على ادّخار جزء من الدخل بانتظام؟ [للمحاور: اقرأ الاحتمالات]

1. Yes, a significant portion
2. Yes, a small portion
3. No, unable to save

98. I don't know. [EXCLUSIVE] [ENUMERATOR: DO NOT READ OUT].

1. نعم، جزء كبير
2. نعم، جزء صغير
3. كلا، إنها عاجزة عن الادّخار
98. لا أعلم [جواب حصري] [للمحاور: لا تقرأ الاحتمال]

ASK ALL. [PN: SINGLE CODE]

A38. How would you rate the cost of living in Lebanon? [ENUMERATOR: READ OUT].

A38. كيف تقيّم تكلفة المعيشة في لبنان؟ [للمحاور: اقرأ الاحتمالات]

1. Very high
2. High
3. Average
4. Low
5. Very low

1. مرتفعة جدًا
2. مرتفعة
3. مقبولة
4. متدنية
5. متدنية جدًا

تأثير الأزمة الاقتصادية Impact of the Economic Crisis

Thank you for the information you have provided so far! We will now proceed with asking you questions regarding the impact of the ongoing economic crisis. When responding to the comparison questions, please consider the timeframe from 2021 up until the present.

شكراً لك على المعلومات التي قدّمتها حتى الآن! سنبدأ الآن بطرح الأسئلة عليك حول أثر الأزمة الاقتصادية المستمرة. عند الإجابة عن أسئلة المقارنة، فكلّ رجاءً بالفترة الزمنية من عام 2021 وحتى وقتنا الحاضر.

ASK ALL. [PN: SINGLE CODE]

A39. Has your household shifted to lower-quality brands of food compared to 2021?

[ENUMERATOR: DO NOT READ OUT].

A39. هل تحوّل اختيار أسرتك للمواد الغذائية الى ماركات نوعيتها أقلّ، مقارنةً بالعام 2021؟

[للمحاور: لا تقرأ الاحتمالات]

1. Yes

2. No

98. I don't know. [ENUMERATOR: DO NOT READ OUT].

1. نعم

2. لا

98. لا أعلم [للمحاور: لا تقرأ الاحتمال]

ASK ALL. [PN: SINGLE CODE]

A40. Has your household reduced the quantity of food consumed compared to 2021?

[ENUMERATOR: DO NOT READ OUT].

A40. هل خفّضت أسرتك كمية المأكولات التي تستهلكها، مقارنةً بالعام 2021؟

[للمحاور: لا تقرأ الاحتمالات]

1. Yes

2. No

98. I don't know. [ENUMERATOR: DO NOT READ OUT].

1. نعم

2. لا

98. لا أعلم [للمحاور: لا تقرأ الاحتمال]

ASK ALL. [PN: SINGLE CODE]

A41. Has your household reduced the number of meals consumed per day compared to 2021?

[ENUMERATOR: DO NOT READ OUT].

A41. هل خفّضت أسرتك عدد الوجبات التي تتناولها في اليوم، مقارنةً بالعام 2021؟

[للمحاور: لا تقرأ الاحتمالات]

1. Yes

2. No

98. I don't know. [ENUMERATOR: DO NOT READ OUT].

1. نعم

2. لا

98. لا أعلم [للمحاور: لا تقرأ الاحتمال]

ASK ALL. [PN: SINGLE CODE]

A42. Was anyone in your household unable to take any necessary medication when needed, because of related costs? [ENUMERATOR: DO NOT READ OUT].

A42. هل أي من أفراد أسرتك عاجز عن تلقّي الأدوية الضرورية عند الحاجة، بسبب التكاليف؟

[للمحاور: لا تقرأ الاحتمالات]

1. Yes

2. No
3. Not applicable (do not take medication)
98. I don't know. [ENUMERATOR: DO NOT READ OUT].

1. نعم
2. لا
3. لا ينطبق (لا يتناولون الأدوية)
98. لا أعلم [للمحاور: لا تقرأ الاحتمال]

ASK ALL. [PN: SINGLE CODE]

A43. Was anyone in your household unable to go to the hospital when needed because of related costs? [ENUMERATOR: DO NOT READ OUT].

A43. هل أي من أفراد أسرتك عاجز عن دخول المستشفى عند الحاجة بسبب التكاليف؟ [للمحاور: لا تقرأ الاحتمالات]

1. Yes
2. No
3. Not applicable (do not need to go to the hospital)
98. I don't know. [ENUMERATOR: DO NOT READ OUT].

1. نعم
2. لا
3. لا ينطبق (لا يحتاجون إلى دخول المستشفى)
98. لا أعلم [للمحاور: لا تقرأ الاحتمال]

ASK ALL. [PN: SINGLE CODE]

A44. Was anyone in your household unable to go to the doctor when needed because of related costs? [ENUMERATOR: DO NOT READ OUT].

A44. هل أي من أفراد أسرتك عاجز عن زيارة الطبيب عند الحاجة بسبب التكاليف؟ [للمحاور: لا تقرأ الاحتمالات]

1. Yes
2. No
3. Not applicable (do not need to go to the doctor)
98. I don't know. [ENUMERATOR: DO NOT READ OUT].

1. نعم
2. لا
3. لا ينطبق (لا يحتاجون إلى زيارة الطبيب)
98. لا أعلم [للمحاور: لا تقرأ الاحتمال]

ASK IF (NOT CODED 16 IN A1b) OR (CODED 1 OR 2 OR 97 OR 98 IN A31). [PN: SINGLE CODE]

A45. Has your household reduced the amount of subscription to the power generator because of the high bill? (Such as changing the subscription plan from 5 Amperes to 2 Amperes) [ENUMERATOR: DO NOT READ OUT].

A45. هل خفّضت أسرتك اشتراك المولد بسبب ارتفاع الفاتورة؟ (مثال تخفيض الاشتراك من 5 أمبير إلى 2 أمبير) [للمحاور: لا تقرأ الاحتمالات]

1. Yes
2. No

3. Not applicable (Never had a generator subscription) [PN: DO NOT SHOW IF CODED 1 OR 2 OR 97 OR 98 IN A31]

98. I don't know. [ENUMERATOR: DO NOT READ OUT].

1. نعم

2. لا

3. لا ينطبق (لم يسبق أن كان لدينا اشتراك بالمولد)

98. لا أعلم [للمحاور: لا تقرأ الاحتمال]

ASK ALL. [PN: SINGLE CODE]

A46. Has anyone in your household switched to alternative transportation means because of high transportation cost? [ENUMERATOR: DO NOT READ OUT].

A46. هل تحوّل أي من أفراد الأسرة إلى وسائل نقل بديلة، بسبب ارتفاع كلفة النقل؟ [للمحاور: لا تقرأ الاحتمالات]

1. Yes

2. No

3. Not applicable – We do not drive/own a car.

98. I don't know. [ENUMERATOR: DO NOT READ OUT]

1. نعم

2. لا

3. لا ينطبق – لا نقود/ نملك سيارة

98. لا أعلم [للمحاور: لا تقرأ الاحتمال]

Impact of Banking Crisis تأثير أزمة المصارف

We will now proceed to ask you questions pertaining to the impact of the banking crisis.

سنباشر الآن بطرح الأسئلة عليك حول أثر أزمة المصارف.

ASK ALL.

A47. Did you have any money saved in a Lebanese Bank prior to the crisis? [PN: SINGLE CODE]

[ENUMERATOR: DO NOT READ OUT].

A47. هل كنت تتخّذ المال في أحد المصارف اللبنانية قبل الأزمة؟ [إجابة واحدة] [للمحاور: لا تقرأ الاحتمالات]

1. Yes

2. No

3. Refused to answer

1. نعم

2. لا

3. رفض الإجابة

Ask if coded 1 in A47.

A48. Were you able to retrieve any of your money back following the crisis?

MULTIPLE ANSWER. [ENUMERATOR: DO NOT READ OUT].

A48. هل تمكنت من سحب مبالغ من أموالك بعد بدء الأزمة؟

إجابات متعددة. [للمحاور: لا تقرأ الاحتمالات]

1. Yes, my deposit(s) are in LBP, and I could/can withdraw my money depending on the limit the bank sets.
 2. Yes, through BDL's circular 158 (the circular allowing depositors to withdraw from the bank fresh \$400 per month and an additional \$400 in LBP by adopting the exchange rate 12,000 LBP/\$)
 3. Yes, I withdrew them through BDL's circular 151 (on the exchange rate of 3900 LBP/\$1)
 4. Yes, through BDL's updated circular 158 (the circular allowing depositors to withdraw from the bank fresh \$400 per month only)
 5. Yes, through BDL's updated circular 158 (the circular allowing depositors to withdraw from the bank fresh \$300 per month only)
 6. Yes, through connections with the bank.
 7. Yes, through buying real estate or other assets.
 8. Yes, other, specify _____
 9. No [EXCLUSIVE]
 10. Refused to answer [EXCLUSIVE]
 98. I do not remember/ Don't know [EXCLUSIVE]
1. نعم، وديعتي/ودائعي بالليرة اللبنانية وتمكنت/يمكنني سحب الأموال وفق سقف السحب الذي يحدده المصرف
2. نعم، من خلال تعميم مصرف لبنان رقم 158 (الذي سمح للمودعين بسحب 400 دولار فريش من المصرف شهرياً و400 دولار إضافية بالليرة اللبنانية على سعر الصرف 12,000 ليرة لبنانية للدولار)
3. نعم، سحبت وديعتي من خلال تعميم مصرف لبنان رقم 151 (الذي حدّد سعر صرف الدولار على سعر 3900 ليرة لبنانية)
4. نعم، من خلال تعميم مصرف لبنان المعدّل رقم 158 (الذي سمح للمودعين بسحب 400 دولار فريش فقط من المصرف شهرياً)
5. نعم، من خلال تعميم مصرف لبنان المعدّل رقم 158 (الذي سمح للمودعين بسحب 300 دولار فريش فقط من المصرف شهرياً)
6. نعم، من خلال معارفي في المصرف
7. نعم، من خلال شراء عقارات أو ممتلكات أخرى
8. نعم، غير ذلك، حدّد _____
9. لا [جواب حصري]
10. رفض الإجابة [جواب حصري]
98. لا أذكر/ لا أعلم [جواب حصري]

الدعم Subsidization

ASK ALL

A49. I will now list four basic necessities; I want you to rank them in order of priority to be subsidized. (1=Top priority, 4=Least priority)

RANKING OF ANSWER OPTIONS. [ENUMERATOR: READ OUT].

[PN: RANDOMIZE]

A49. سأحدّد الآن أربع احتياجات أساسية، وأود منك ترتيبها بحسب أولوية الحصول على الدعم. (1 = الأولوية الكبرى، 4 = أقل درجة من الأولوية)

ترتيب الاحتمالات. [للمحاور: اقرأ الاحتمالات]

- A. Medication
- B. Food (including meat and derivatives, oil products, vegetables, seeds, nuts, milk, tea, coffee, poultry, etc.)

- C. Wheat
- D. Fuel

- A. الدواء
- B. المواد الغذائية (بما فيها اللحوم والمشتقات، منتجات الزيوت، الخضار، البذور، المكسرات، الحليب، الشاي، القهوة، الدواجن، وغيرها)
- C. القمح
- D. الوقود

النظرة إلى المستقبل Outlook for the Future

ASK ALL. [PN: SINGLE CODE]

A50. What is your outlook on Lebanon's economy in the upcoming two years? Will it be...

[ENUMERATOR: READ OUT].

A50. ما هي نظرتك إلى اقتصاد لبنان في العامين المقبلين؟ هل... [للمحاور: اقرأ الاحتمالات]

- 1. Better
- 2. The way it is
- 3. Worse
- 98. I don't know [ENUMERATOR: DO NOT READ OUT]

- 1. سيتحسن
- 2. سيبقى على حاله
- 3. سيكون أسوأ
- 99. لا أعلم [للمحاور: لا تقرأ الاحتمال]

ASK ALL. [PN: SINGLE CODE]

A51. What is your outlook on your household's financial situation in the upcoming two years? Will it be ... [ENUMERATOR: READ OUT].

A51. ما هي نظرتك إلى وضع أسرته المادي في العامين المقبلين؟ هل سيكون ... [للمحاور: اقرأ الاحتمالات]

- 1. Much better
- 2. Better
- 3. The way it is
- 4. Worse
- 5. Much worse

- 1. أفضل بكثير
- 2. أفضل
- 3. سيبقى على حاله
- 4. أسوأ
- 5. أسوأ بكثير

ASK ALL. [PN: SINGLE CODE]

A52. What is your outlook on job opportunities in the upcoming two years? Will it be...

[ENUMERATOR: READ OUT].

A52. ما هي نظرتك إلى فرص العمل في العامين المقبلين؟ هل ستكون ... [للمحاور: اقرأ الاحتمالات]

- 1. Much better
- 2. Better

3. The way it is
4. Worse
5. Much worse

1. أفضل بكثير
2. أفضل
3. سنبقى على حالها
4. أسوأ
5. أسوأ بكثير

ASK ALL. [PN: SINGLE CODE]

A53. Are you considering emigrating? **[ENUMERATOR: DO NOT READ OUT].**

A53. هل تفكر في الهجرة؟ **[المحاور: لا تقرأ الاحتمالات]**

1. Yes
2. No
98. I don't know. **[ENUMERATOR: DO NOT READ OUT].**

1. نعم
2. لا
98. لا أعلم **[المحاور: لا تقرأ الاحتمالات]**

Ask if coded 1 in A53. [PN: SINGLE CODE]

A54. Are you currently in the process of preparing to leave Lebanon? (Looking for jobs/Preparing Resume/ Paperwork/etc.) **[ENUMERATOR: DO NOT READ OUT].**

A54. هل أنت حاليًا بصدد التحضير لمغادرة لبنان؟ (تبحث عن وظائف/ تجهز سيرتك الذاتية/ المستندات المطلوبة/ إلخ)؟ **[المحاور: لا تقرأ الاحتمالات]**

1. Yes نعم
2. No لا

IF CODED 1 IN A54, ASK A55 and proceed.

A55. Where are you considering immigrating to?

MULTIPLE ANSWER. CHOOSE UP TO 3 COUNTRIES. [PN: MAKE IT AS A SEARCH BOX]

[PN: Include English and Arabic country names in the Arabic script]

Rank the selected countries.

A55. إلى أين تفكر في الهجرة؟
إجابات متعددة. اختر 3 بلدان كحد أقصى
ترتيب البلدان التي تم اختيارها

1. Algeria الجزائر
2. Angola أنغولا
3. Benin بنين
4. Botswana بوتسوانا
5. Burkina Faso بوركينا فاسو
6. Burundi بوروندي
7. Cape Verde الرأس الأخضر

8. Cameroon الكاميرون
9. Central African Republic جمهورية إفريقيا الوسطى
10. Chad تشاد
11. Comoros جزر القمر
12. Democratic Republic of the Congo (Congo-Kinshasa) (كونغو-كينشاسا) جمهورية الكونغو الديمقراطية
13. Republic of the Congo (Congo-Brazzaville) (كونغو-برازافيل) جمهورية الكونغو
14. Djibouti دجيبوتي
15. Egypt مصر
16. Equatorial Guinea غينيا الإستوائية
17. Eritrea إريتريا
18. Eswatini إسواتيني
19. Ethiopia إثيوبيا
20. Gabon غابون
21. Gambia غامبيا
22. Ghana غانا
23. Guinea غينيا
24. Guinea-Bissau غينيا-بيساو
25. Ivory Coast ساحل العاج
26. Kenya كينيا
27. Lesotho ليسوتو
28. Liberia ليبيريا
29. Libya ليبيا
30. Madagascar مدغشقر
31. Malawi مالاوي
32. Mali مالي
33. Mauritania موريتانيا
34. Mauritius موريشيوس
35. Morocco المغرب
36. Mozambique الموزمبيق
37. Namibia ناميبيا
38. Niger النيجر
39. Nigeria نيجيريا
40. Rwanda رواندا
41. Sao Tome and Principe ساو تومي وبرينسيب
42. Senegal السنغال
43. Seychelles السيشل
44. Sierra Leone سيراليون
45. Somalia صوماليا
46. South Africa جنوب إفريقيا
47. South Sudan جنوب السودان
48. Sudan السودان
49. Tanzania تانزانيا
50. Togo توغو
51. Tunisia تونس
52. Uganda يوغندا
53. Zambia زامبيا
54. Zimbabwe زمبابوي
55. Antarctica (no permanent population) أنتاركتيكا (لا سكان دائمون)
56. Afghanistan أفغانستان
57. Armenia أرمينيا
58. Azerbaijan أذربيجان

59. Bahrain البحرين
60. Bangladesh بنغلادش
61. Bhutan بوتان
62. Brunei بروناي
63. Cambodia كمبوديا
64. China الصين
65. Cyprus قبرص
66. East Timor تيمور الشرقية
67. Georgia جورجيا
68. India الهند
69. Indonesia إندونيسيا
70. Iran إيران
71. Iraq العراق
72. Japan اليابان
73. Jordan الأردن
74. Kazakhstan كازاخستان
75. Kuwait الكويت
76. Kyrgyzstan قيرغيزستان
77. Laos لاوس
78. Lebanon لبنان
79. Malaysia ماليزيا
80. Maldives المالديف
81. Mongolia منغوليا
82. Myanmar (Burma) ميانمار (بورما)
83. Nepal نيبال
84. North Korea كوريا الشمالية
85. Oman عُمان
86. Pakistan باكستان
87. Palestine فلسطين
88. Philippines الفلبين
89. Qatar قطر
90. Russia روسيا
91. Saudi Arabia المملكة العربية السعودية
92. Singapore سنغافورة
93. South Korea كوريا الجنوبية
94. Sri Lanka سريلانكا
95. Syria سوريا
96. Taiwan تايوان
97. Tajikistan طاجيكستان
98. Thailand تايلندا
99. Turkey تركيا
100. Turkmenistan تركمانستان
101. United Arab Emirates الإمارات العربية المتحدة
102. Uzbekistan أوزبكستان
103. Vietnam فيتنام
104. Yemen اليمن
105. Albania ألبانيا
106. Andorra أندورا
107. Austria النمسا
108. Belarus بيلاروسيا/ روسيا البيضاء
109. Belgium بلجيكا

110. Bosnia and Herzegovina البوسنة والهرسك
111. Bulgaria بلغاريا
112. Croatia كرواتيا
113. Czech Republic الجمهورية التشيكية
114. Denmark الدنمارك
115. Estonia إستونيا
116. Finland فنلندا
117. France فرنسا
118. Germany ألمانيا
119. Greece اليونان
120. Hungary هنغاريا
121. Iceland أيسلندا
122. Ireland إيرلندا
123. Italy إيطاليا
124. Kosovo كوسوفو
125. Latvia لاتفيا
126. Liechtenstein ليختنشتاين
127. Lithuania ليتوانيا
128. Luxembourg لوكسمبورغ
129. Malta مالطا
130. Moldova مولدوفا
131. Monaco موناكو
132. Montenegro مونتينيغرو
133. Netherlands هولندا
134. North Macedonia مقدونيا الشمالية
135. Norway النرويج
136. Poland بولندا
137. Portugal البرتغال
138. Romania رومانيا
139. Russia روسيا
140. San Marino سان مارينو
141. Serbia صربيا
142. Slovakia سلوفاكيا
143. Slovenia سلوفينيا
144. Spain إسبانيا
145. Sweden السويد
146. Switzerland سويسرا
147. Ukraine أوكرانيا
148. United Kingdom المملكة المتحدة
149. Vatican City مدينة الفاتيكان
150. Antigua and Barbuda أنتيغوا وبربودا
151. Bahamas البهاماس
152. Barbados بربادوس
153. Belize بيليز
154. Canada كندا
155. Costa Rica كوستا ريكا
156. Cuba كوبا
157. Dominica دومينيكا
158. Dominican Republic جمهورية الدومينيكان
159. El Salvador إلسلفادور
160. Grenada غرينادا

161. Guatemala غواتيمالا
162. Haiti هايتي
163. Honduras هوندوراس
164. Jamaica جامايكا
165. Mexico المكسيك
166. Nicaragua نيكاراغوا
167. Panama باناما
168. Saint Kitts and Nevis سانت كيتس ونيفيس
169. Saint Lucia سانت لوسيا
170. Saint Vincent and the Grenadines سانت فينسنت والغرينادين
171. Trinidad and Tobago ترينداد وتوباغو
172. United States الولايات المتحدة
173. Australia أستراليا
174. Fiji فيجي
175. Kiribati كيريباتي
176. Marshall Islands جزر مارشال
177. Micronesia ميكرونيسيا
178. Nauru ناورو
179. New Zealand نيوزيلندا
180. Palau بالاو
181. Papua New Guinea بابوا غينيا الجديدة
182. Samoa ساموا
183. Solomon Islands جزر سليمان
184. Tonga تونغا
185. Tuvalu توفالو
186. Vanuatu فانواتو
187. Argentina الأرجنتين
188. Bolivia بوليفيا
189. Brazil البرازيل
190. Chile تشيلي
191. Colombia كولومبيا
192. Ecuador الإكوادور
193. Guyana غيانا
194. Paraguay باراغواي
195. Peru بيرو
196. Suriname سورينام
197. Uruguay يوروغواي
198. Venezuela فنزويلا

Section B: Political Engagement and Perceptions

Political Engagement

ASK ALL. [PN: SINGLE CODE]

B1. Have you attended any political rallies or protests in the past year? [ENUMERATOR: READ OUT].
B1. هل شاركت في أي تجمّعات أو احتجاجات سياسية العام الماضي؟ [المحاور: اقرأ الاحتمالات]

1. Yes, regularly
2. Yes, occasionally
3. No

1. نعم، بانتظام
2. نعم، أحياناً
3. كلا

ASK ALL. [PN: SINGLE CODE]

B2. Would you consider yourself to be affiliated with any political organization? **[ENUMERATOR: DO NOT READ OUT].**

B2. هل تعتبر نفسك منتمياً إلى أي منظمة سياسية؟ **[للمحاور: لا تقرأ الاحتمالات]**

1. Yes
2. No
99. Prefer not to answer

1. نعم
2. لا
99. أفضل عدم الإجابة

ASK ALL. [PN: SINGLE CODE]

B3. How interested are you in local and national politics? **[ENUMERATOR: READ OUT].**

B3. ما مدى اهتمامك بالسياسة المحلية والوطنية؟ **[للمحاور: اقرأ الاحتمالات]**

1. Very interested
2. Interested
3. Neutral
4. not interested
5. Not interested at all

1. مهتم جداً
2. مهتم
3. شعور حيادي
4. غير مهتم
5. غير مهتم إطلاقاً

ASK ALL. [PN: SINGLE CODE]

B4. Did you participate in the most recent parliamentary elections in 2022? **[ENUMERATOR: DO NOT READ OUT].**

B4. هل اقترعت في الانتخابات النيابية الأخيرة في عام 2022؟ **[للمحاور: لا تقرأ الاحتمالات]**

1. Yes
2. No
99. Prefer not to say

1. نعم
2. لا
99. أفضل عدم الإجابة

Ask if coded 1 in B4. [PN: SINGLE CODE]

B5. How satisfied are you with the performance of the candidate you have personally voted for during these elections? **[ENUMERATOR: READ OUT].**

B5. ما مدى رضاك عن أداء المرشح الذي صوت له شخصياً خلال تلك الانتخابات؟ **[للمحاور: اقرأ الاحتمالات]**

1. Very satisfied

2. Satisfied
3. Neutral
4. Not satisfied
5. Not satisfied at all

1. راضٍ جداً
2. راضٍ
3. شعور حيادي
4. غير راضٍ
5. غير راضٍ إطلاقاً

Opinion and Perceptions Towards Local, Regional & International Events

الرأي والتصورات حيال الأحداث المحليّة والإقليمية والدولية

ASK ALL. [PN: SINGLE CODE]

B6. How would you rate the overall political stability in Lebanon? [ENUMERATOR: READ OUT].

B6. كيف تقيّم الاستقرار السياسي العام في لبنان؟ [للمحاور: اقرأ الاحتمالات]

1. Very stable
2. Stable
3. Neutral
4. Unstable
5. Very unstable

1. مستقرّ جداً
2. مستقرّ
3. شعور حيادي
4. غير مستقرّ
5. غير مستقرّ إطلاقاً

ASK ALL. [PN: SINGLE CODE]

B7a. Are you aware that Syria has re-entered the Arab League? [ENUMERATOR: DO NOT READ OUT].

B7a. هل تعلم بأنّ سوريا قد عادت لجامعة الدول العربية؟ [للمحاور: لا تقرأ الاحتمالات]

1. Yes نعم
2. No لا

Ask if coded 1 in B7a. [PN: SINGLE CODE]

B7b. Do you believe that this event could affect the political and socioeconomic situation in Lebanon?

[ENUMERATOR: DO NOT READ OUT].

B7b. هل تعتقد أنّ هذا الحدث قد يؤثّر على الوضع السياسي والاقتصادي-الاجتماعي في لبنان؟ [للمحاور: لا تقرأ الاحتمالات]

1. Yes
2. No
98. I don't know.

1. نعم
2. لا
98. لا أعلم

Ask if coded 1 in B7b. [PN: SINGLE CODE]

B7c. How do you think this event will impact the political and socioeconomic situation in Lebanon?
[ENUMERATOR: READ OUT].

B7c. كيف تعتقد أنّ هذا الحدث سيؤثر على الوضع السياسي والاقتصادي-الاجتماعي في لبنان؟ [للمحاور: اقرأ الاحتمالات]

1. In a very positive manner
2. In a slightly positive manner
3. In a slightly negative manner
4. In a very negative manner

1. بشكلٍ إيجابي جداً
2. بشكلٍ إيجابي إلى حدٍ ما
3. بشكلٍ سلبي إلى حدٍ ما
4. بشكلٍ سلبي جداً

ASK IF CODED 1 IN B7b.

B7d. Why do you think Syria re-entering the Arab League will affect the political and socioeconomic situation in Lebanon?

MULTIPLE ANSWER. [ENUMERATOR: DO NOT READ OUT].

B7d. لماذا تعتقد أنّ عودة سوريا لجامعة الدول العربية ستؤثر على الوضع السياسي والاقتصادي-الاجتماعي في لبنان؟
إجابات متعددة [للمحاور: لا تقرأ الاحتمالات]

1. It will permit the re-establishment of ties between Syria and the Arab countries, including Lebanon.
2. It is likely to decrease Syria's reliance on Iran and Russia.
3. It will help resolve the refugee issue and its burden on Lebanon.
4. It might have a significant impact in the election of a new President of Lebanon.
5. It will provide Lebanon with the ability to deal with Syria like any other sovereign state (on the economic and security level).
6. It will encourage the re-establishment of economic ties and trade between Lebanon and Syria.
7. It will give Syria more influence over Lebanese politics and security.
97. Other, please specify:
98. I don't know [EXCLUSIVE]

1. ستسمح بإعادة توطيد العلاقات بين سوريا والدول العربية بما فيها لبنان
2. من المرجح أن تخفّف اعتماد سوريا على إيران وروسيا
3. ستساعد في حل قضية اللاجئين وعيها على لبنان.
4. قد يكون لها أثر كبير في انتخاب رئيس جديد للبنان
5. ستمنح لبنان القدرة على التعامل مع سوريا كأي دولة سيادية أخرى (على المستويين الاقتصادي والأمني)
6. ستشجع على إعادة بناء العلاقات الاقتصادية والتجارية بين لبنان وسوريا
7. ستمنح سوريا نفوذاً أكبر على السياسة والأمن في لبنان
97. غير ذلك، يرجى التحديد:
98. لا أعلم [جواب حصري]

ASK ALL. [PN: SINGLE CODE]

B8a. Are you aware of the establishment of an agreement between Iran and Saudi Arabia?

[ENUMERATOR: DO NOT READ OUT].

B8a. هل تعلم بالاتفاق الذي تمّ بين إيران والمملكة العربية السعودية؟ [للمحاور: لا تقرأ الاحتمالات]

1. Yes نعم
2. No لا

Ask if coded 1 in B8a. [PN: SINGLE CODE]

B8b. Do you believe that this event could affect the political and socioeconomic situation in Lebanon? [ENUMERATOR: DO NOT READ OUT].

- B8b.** هل تعتقد أنّ هذا الحدث قد يؤثر على الوضع السياسي والاقتصادي-الاجتماعي في لبنان؟ [للمحاور: لا تقرأ الاحتمالات]
1. Yes
 2. No
 98. I don't know.

1. نعم
2. لا
98. لا أعلم

Ask if coded 1 in B8b. [PN: SINGLE CODE]

B8c. How do you think this event will impact the political and socioeconomic situation in Lebanon? [ENUMERATOR: READ OUT].

- B8c.** كيف تعتقد أنّ هذا الحدث سيؤثر على الوضع السياسي والاقتصادي-الاجتماعي في لبنان؟ [للمحاور: اقرأ الاحتمالات]
1. In a very positive manner
 2. In a slightly positive manner
 3. In a slightly negative manner
 4. In a very negative manner

1. بشكلٍ إيجابي جداً
2. بشكلٍ إيجابي إلى حدٍ ما
3. بشكلٍ سلبي إلى حدٍ ما
4. بشكلٍ سلبي جداً

Ask if coded 1 in B8b.

B8d. Why do you think the Iran-Saudi agreement will affect the political and socioeconomic situation in Lebanon?

[MULTIPLE ANSWER]. [ENUMERATOR: DO NOT READ OUT].

B8d. لماذا تعتقد أنّ الاتفاق الإيراني-السعودي سيؤثر على الوضع السياسي والاقتصادي-الاجتماعي في لبنان؟
إجابات متعددة [للمحاور: لا تقرأ الاحتمالات]

1. It will decrease the tensions between the different factions in Lebanon.
2. It will increase the tensions between the different factions in Lebanon.
3. It might have a significant impact on the election of a new President of Lebanon.
4. It will foster an appropriate environment for healthy national negotiations.
5. It will hinder an appropriate environment for healthy national negotiations.
6. It will revive Lebanon's economy.
7. It will worsen Lebanon's economy.
8. It will alleviate Iran's impact on the country.
9. Iran might seek for concessions from Saudis on Lebanon (negotiations to better the situation in Yemen at the expense of Lebanon).

97. Other, please specify:

98. I don't know [EXCLUSIVE]

1. سيخفف حدة التوتر بين مختلف الأطراف في لبنان
2. سيزيد من حدة التوتر بين مختلف الأطراف في لبنان.
3. قد يكون له أثر كبير على انتخاب رئيس جديد للبنان.
4. سيوفر بيئة مناسبة لبدء مفاوضات وطنية سليمة
5. سيمنع توفير بيئة مناسبة لبدء مفاوضات وطنية سليمة
6. سيُنْعَش الاقتصاد اللبناني.
7. سيزيد من حدة الأزمة الاقتصادية في لبنان.
8. سيخفف من تأثير إيران على البلد
9. قد تسعى إيران للحصول على تنازلات من السعوديين بشأن لبنان (مفاوضات لتحسين الوضع في اليمن على حساب لبنان).
97. غير ذلك، يرجى التحديد:
98. لا أعلم [جواب حصري]

Section C: Additional Demographic Questions أسئلة ديموغرافية إضافية

ASK ALL

C1. What is your marital status?

READ.

[PN: SINGLE CODE]

C1. ما هي حالتك الاجتماعية؟
اقرأ الاحتمالات

1. Single
2. Married
3. Widowed
4. Divorced

98. Don't Know [DO NOT READ]

10. Prefer not to say [DO NOT READ]

1. أعزب
2. متزوج
3. أرمل
4. مطلق

98. لا أعلم [لا تقرأ الاحتمال]

10. أفضل عدم البوح [لا تقرأ الاحتمال]

ASK ALL

C2. What is your religious community or religion?

[DO NOT READ OUT]

[PN: SINGLE CODE]

C2. ما هو انتماءك الديني أو مذهبك؟ [لا تقرأ الاحتمالات]

1. Sunni سُني
2. Shia شيعي
3. Alawite علوي
4. Ismaelite إسماعيلي
5. Maronite ماروني
6. Orthodox Greek روم أرثوذكس
7. Catholic Greek روم كاثوليك
8. Orthodox Armenian أرمن أرثوذكس
9. Catholic Armenian أرمن كاثوليك
10. Protestant بروتستانت
11. Catholic Roman (اللاتين) رومان كاثوليك
12. Syriac Catholic سريان كاثوليك
13. Syriac Orthodox سريان أرثوذكس
14. Assyrian آشوري
15. Chaldean كلداني
16. Copt قبطي
17. Druze درزي
18. Jewish يهودي
19. No religious affiliation, atheist, agnostic لا انتماء مذهبي، ملحد، أغنوسي
97. Other, specify _____ غير ذلك، حدّد
98. Don't Know [DO NOT READ] [لا تقرأ الاحتمال] لا أعلم
99. Prefer not to say [DO NOT READ] [لا تقرأ الاحتمال] أفضل عدم البوح



 www.ipsos.com/en-lb



 www.kas.de/libanon



SOCIOECONOMIC AND POLITICAL LANDSCAPE OF LEBANON