

WHAT WORRIES THE WORLD?

INDIA REPORT

June 2024

INDIA SUMMARY: JUNE 2024

Top five worries

Q: Which three of the following topics do you find the most worrying in your country?

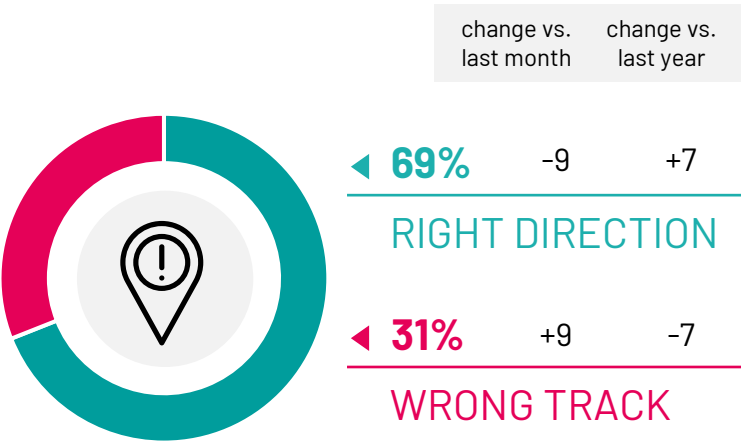
		change vs. last month	change vs. last year
Inflation	38%	-3	-10
Unemployment	35%	-9	-8
Education	26%	+4	=
Financial/political corruption	23%	-4	-2
Crime & violence	22%	=	-4

Base: Representative sample of Indian adults aged 16-74. c.500 per month

Source: Ipsos Global Advisor. Global score is a Global Country Average. See methodology for details. Filter: Country: India | Current Wave: Jun 24

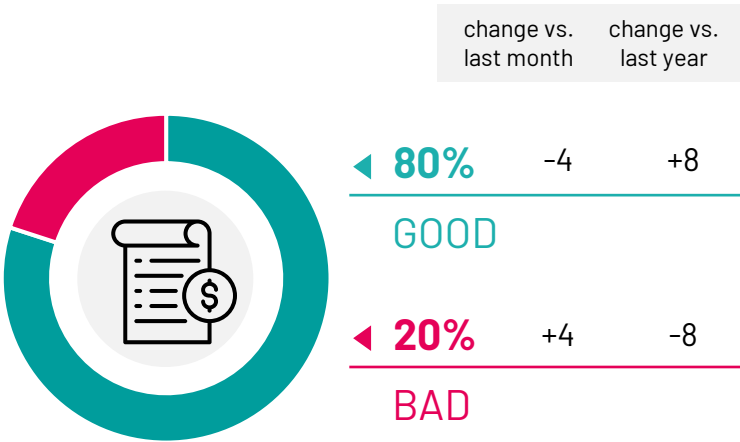
State of the country

Q: Generally speaking, would you say things in this country are heading in the right direction, or are they off on the wrong track?



State of the economy

Q: How would you describe the current economic situation in your country?



WORLD SUMMARY: JUNE 2024

Top five worries

Q: Which three of the following topics do you find the most worrying in your country?

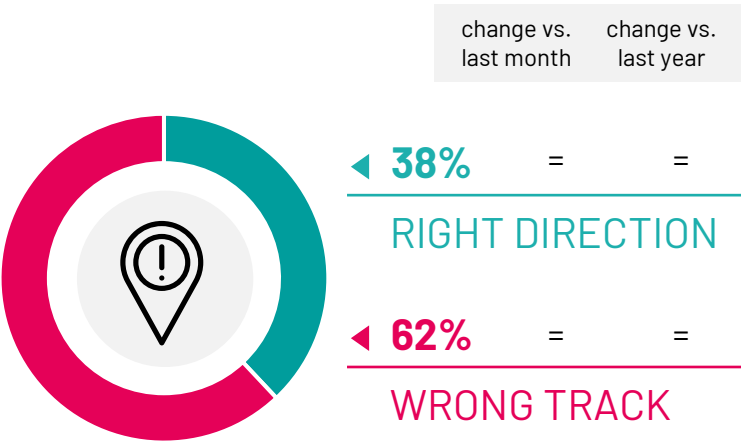
		change vs. last month	change vs. last year
Inflation	<div></div> 33%	-1	-7
Crime & violence	<div></div> 30%	=	+1
Poverty & social inequality	<div></div> 29%	-1	-2
Unemployment	<div></div> 27%	=	=
Financial/political corruption	<div></div> 25%	-1	=

Base: Representative sample of 25,520 adults aged 16-74 in 29 participating countries, May 24th 2024 - June 7th 2024.

Source: Ipsos Global Advisor. Global score is a Global Country Average. See methodology for details. Filter: Country: World | Current Wave: Jun 24

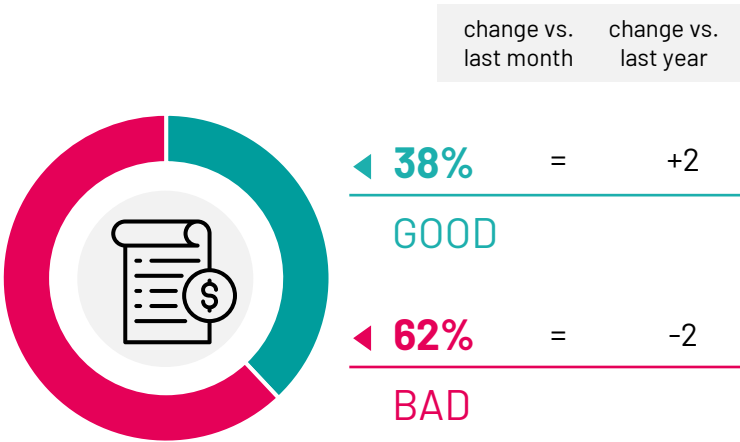
State of the country

Q: Generally speaking, would you say things in this country are heading in the right direction, or are they off on the wrong track?



State of the economy

Q: How would you describe the current economic situation in your country?



DIRECTION OF TRAVEL

- Country comparisons
- Trends over time: India
- Trends over time: World

Right vs. Wrong Direction Monitor

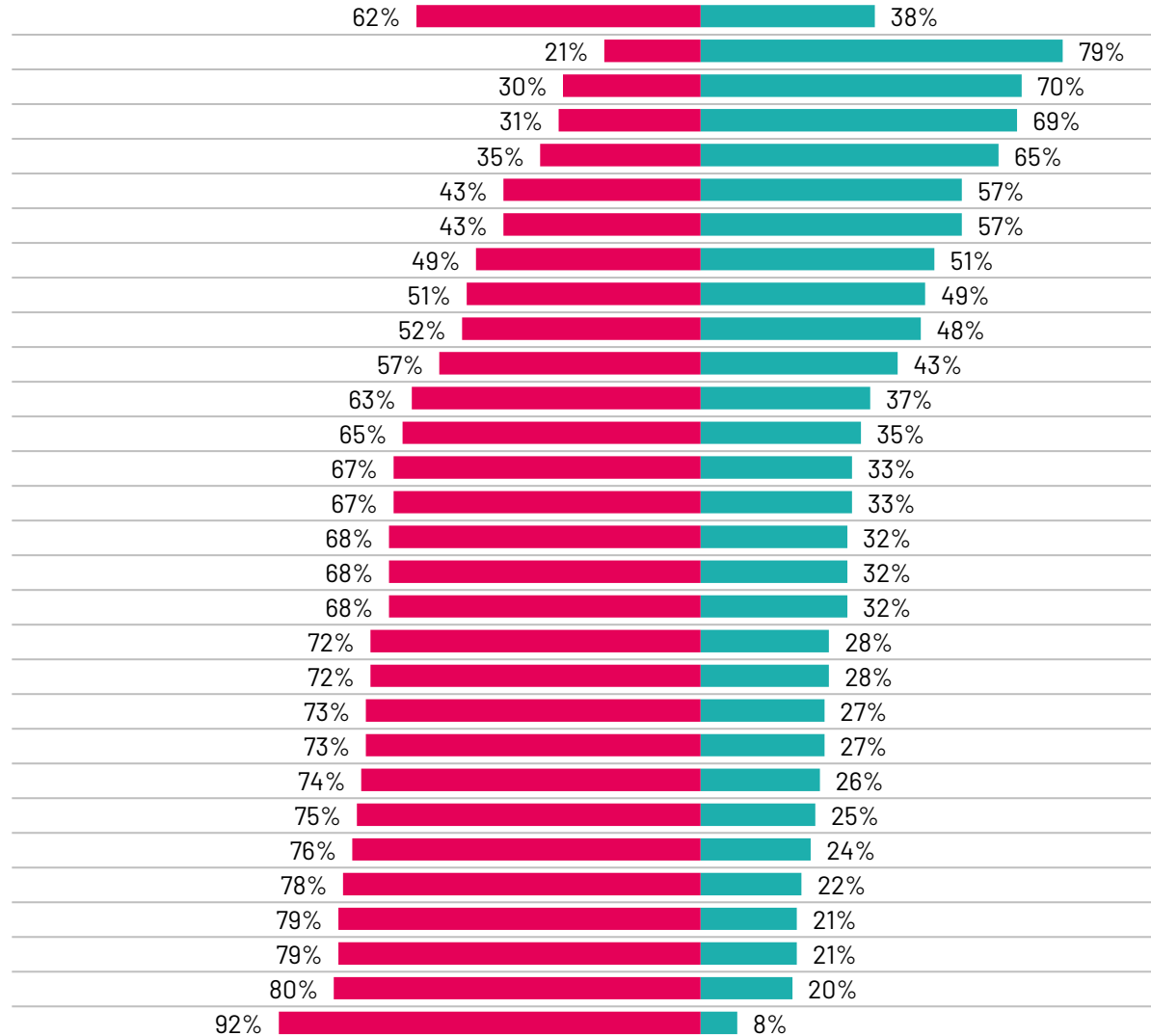
Base: Representative sample of 25,520 adults aged 16-74 in 29 participating countries, May 24th 2024 - June 7th 2024.

Source: Ipsos Global Advisor. Global score is a Global Country Average. See methodology for details. **Filter:** Country: World | Current Wave: Jun 24

Country

World
Singapore
Indonesia
India
Malaysia
Thailand
Argentina
Mexico
Poland
Australia
Brazil
Colombia
Great Britain
Spain
Belgium
Chile
US
Italy
Sweden
Canada
Netherlands
Germany
France
Israel
Hungary
Japan
Türkiye
South Korea
South Africa
Peru

Q: Would you say things in this country are heading in the right direction, or are they off on the wrong track? (June 2024)



Right Direction
Wrong Track

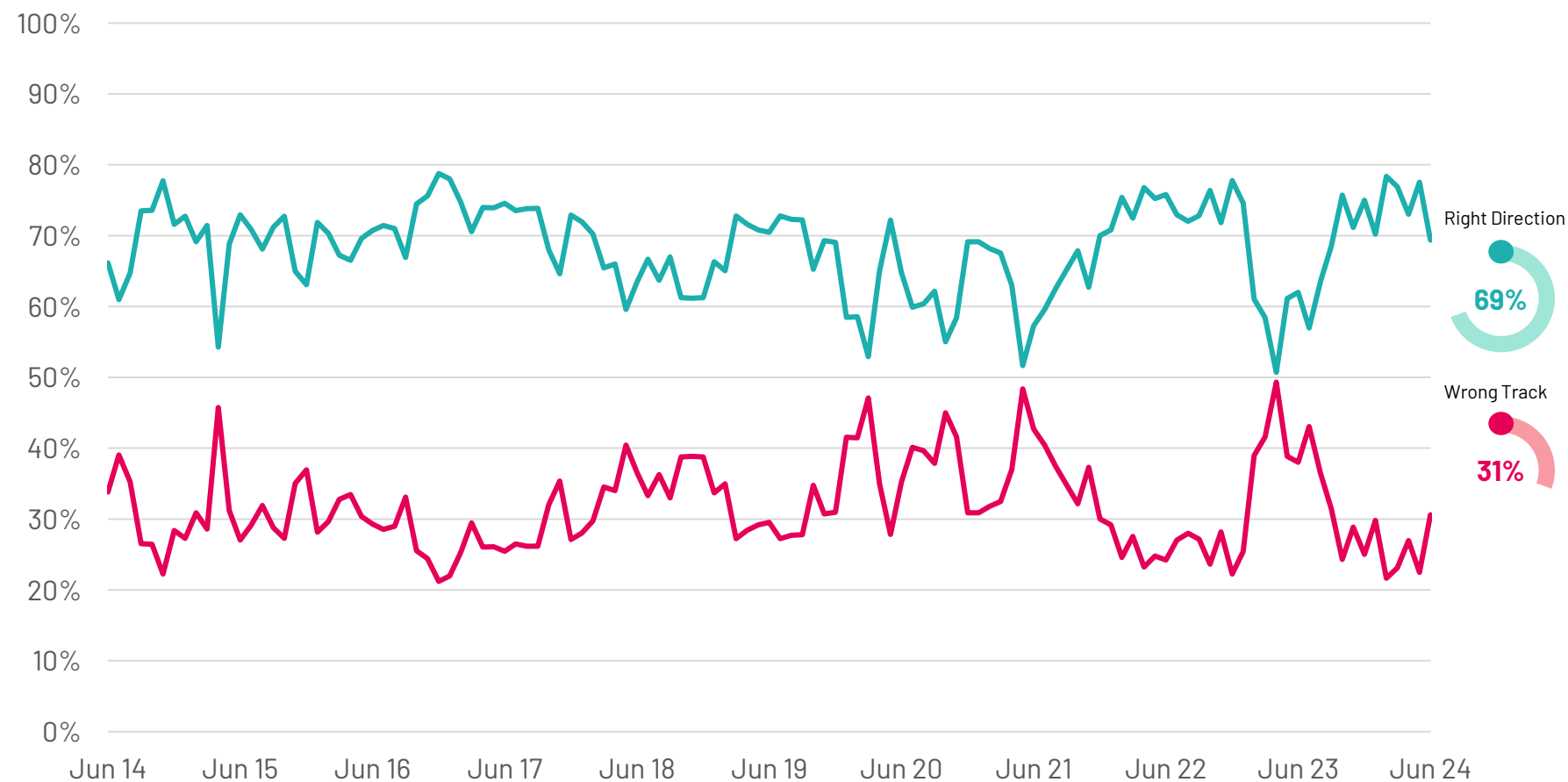
India

Right/Wrong Direction

Base: Representative sample of Indian adults aged 16-74. c.500 per month

Source: Ipsos Global Advisor. Global score is a Global Country Average. See methodology for details. **Filter:** Country: India | Current Wave: Jun 24

Q: Would you say things in this country are heading in the right direction, or are they off on the wrong track?



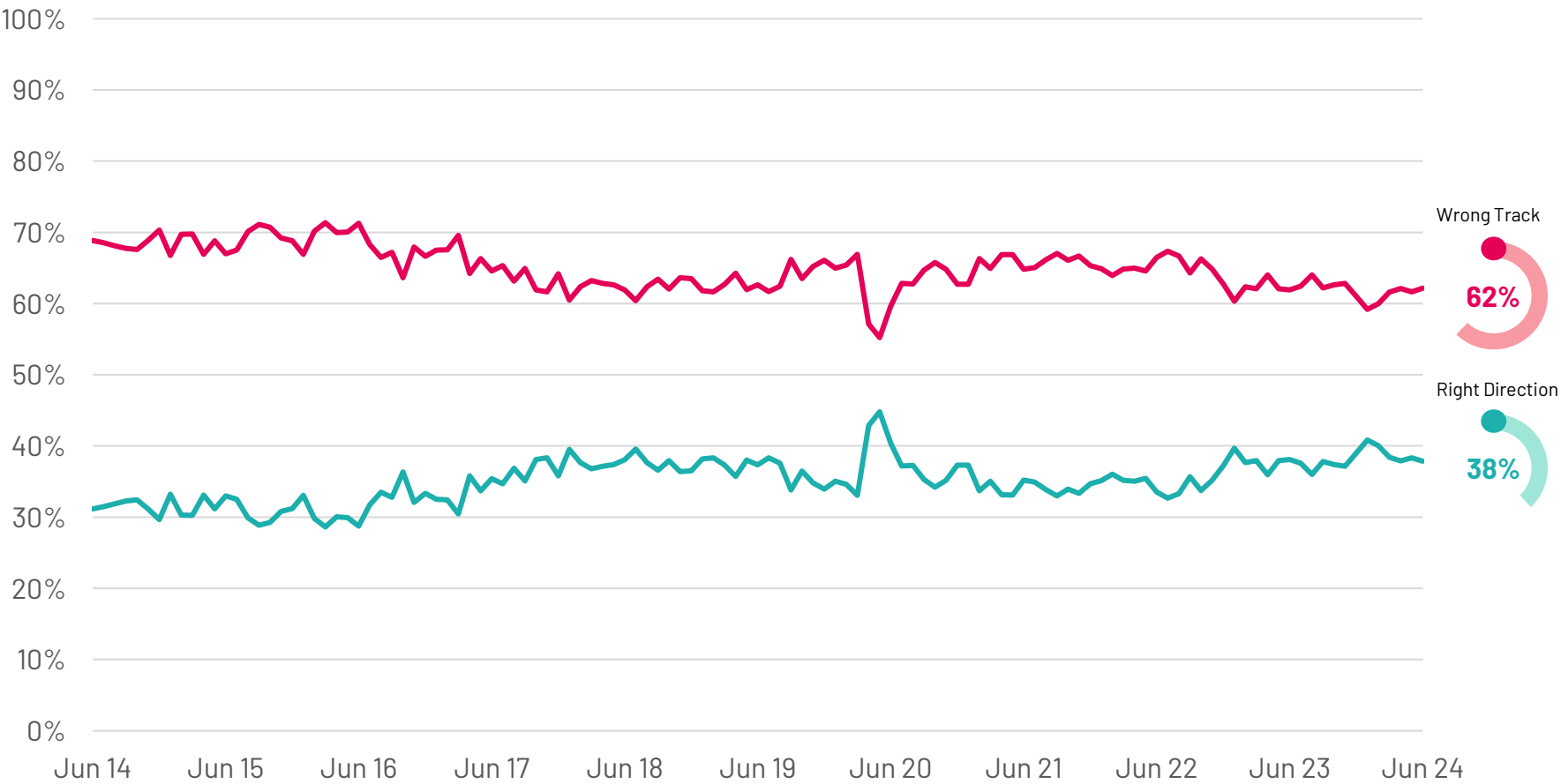
Global Right/Wrong Direction

Global country average score

Base: Representative sample of 25,520 adults aged 16-74 in 29 participating countries, May 24th 2024 - June 7th 2024.

Source: Ipsos Global Advisor. Global score is a Global Country Average. See methodology for details. **Filter:** Country: World | Current Wave: Jun 24

Q: Would you say things in this country are heading in the right direction, or are they off on the wrong track?



INDIA'S WORRIES

- India's top worries
- World's top worries
- Trends over time for worries: India & World

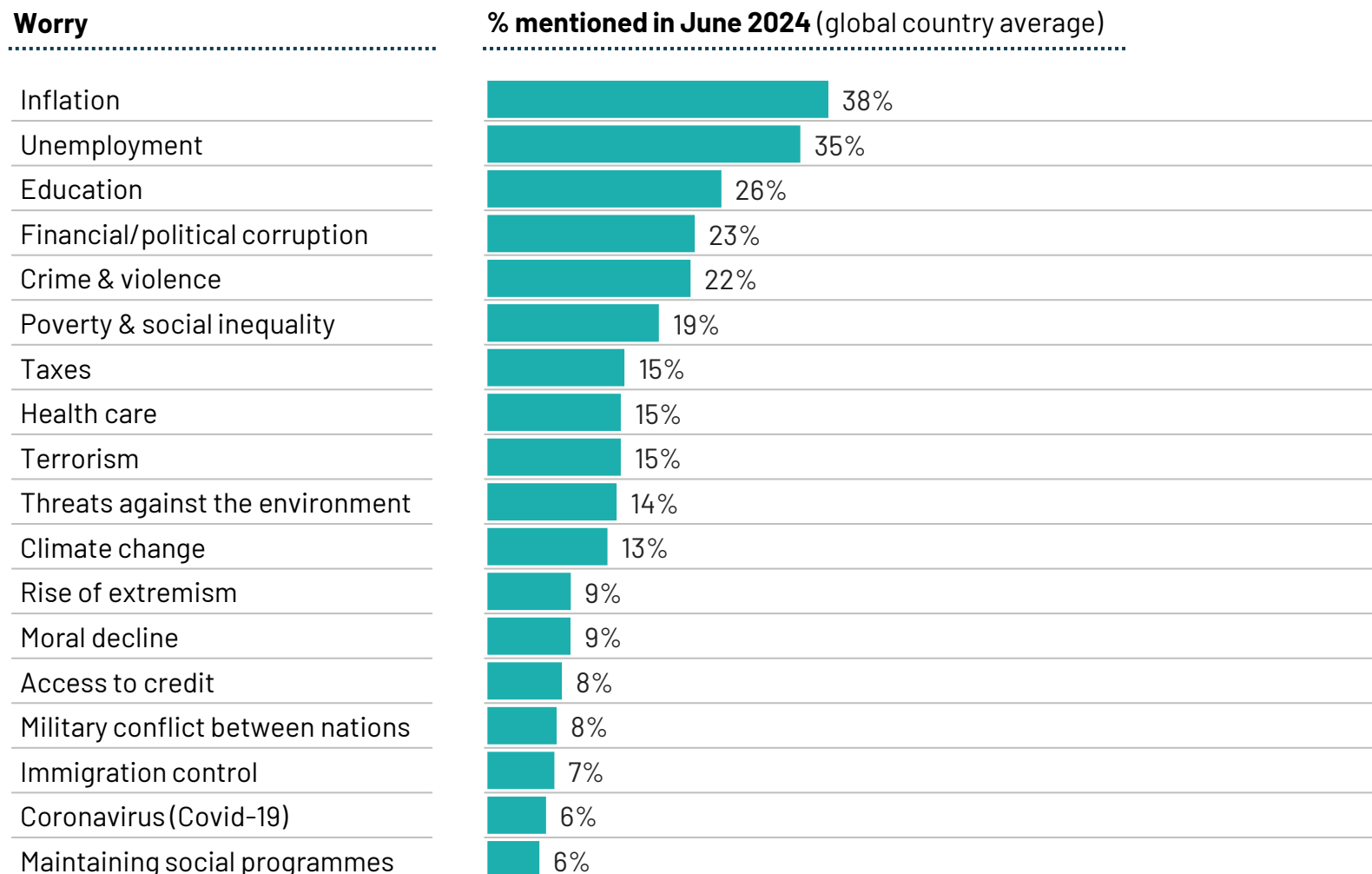
India's Worries

[Commentary]

Base: Representative sample of Indian adults aged 16-74. c.500 per month

Source: Ipsos Global Advisor. Global score is a Global Country Average. See methodology for details. **Filter:** Country: India | Current Wave: Jun 24

Q: Which three of the following topics do you find the most worrying in your country?



World Worries

[Commentary]

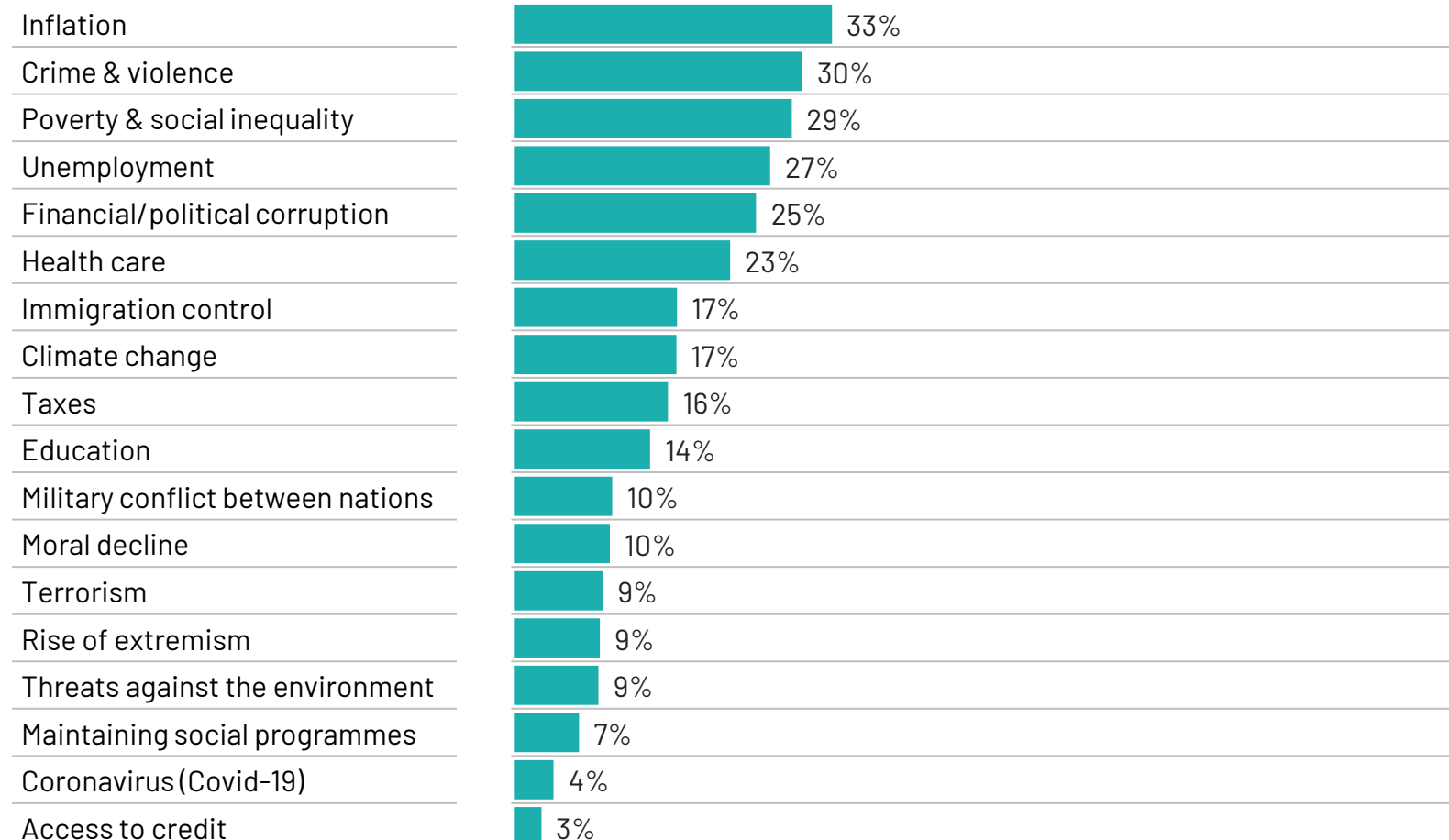
Base: Representative sample of 25,520 adults aged 16-74 in 29 participating countries, May 24th 2024 - June 7th 2024.

Source: Ipsos Global Advisor. Global score is a Global Country Average. See methodology for details. **Filter:** Country: World | Current Wave: Jun 24

Q: Which three of the following topics do you find the most worrying in your country?

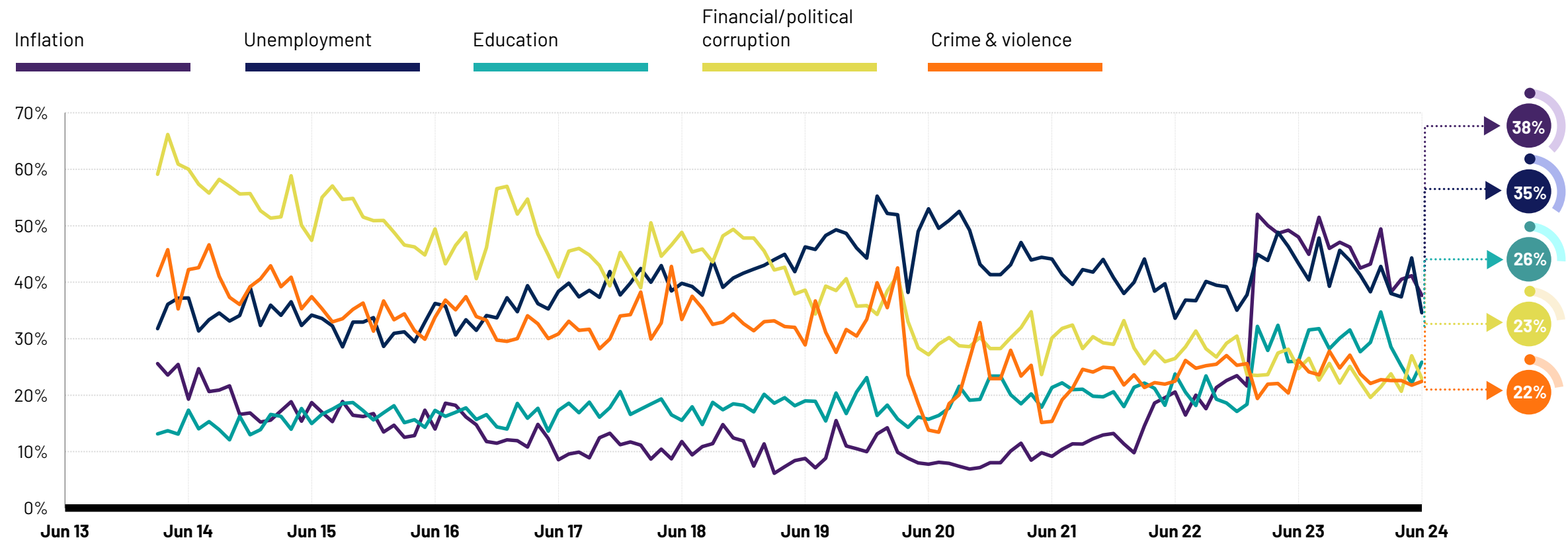
Worry

% mentioned in June 2024 (global country average)



India's current top five worries: long-term trend

Q: Which three of the following topics do you find the most worrying in your country?



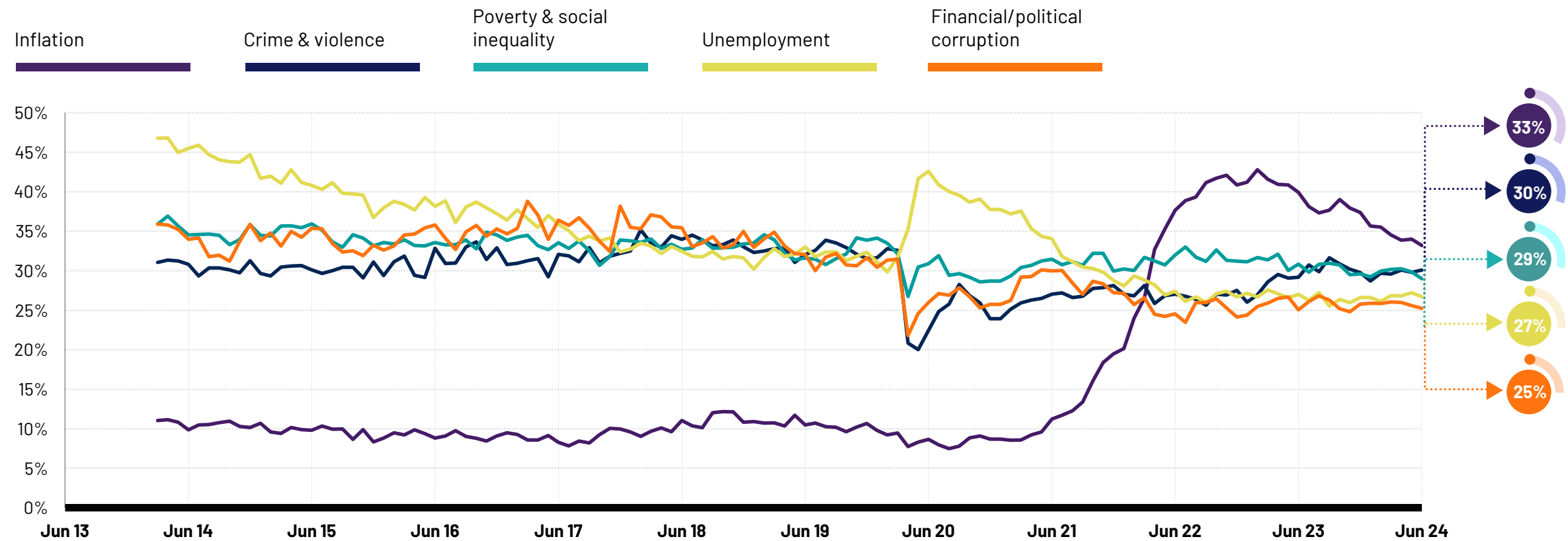
Base: Representative sample of Indian adults aged 16-74. c.500 per month

Source: Ipsos Global Advisor. Global score is a Global Country Average. See methodology for details. Filter: Country: India | Current Wave: Jun 24



World's current top five worries: long-term trend

Q: Which three of the following topics do you find the most worrying in your country? Global country average



Base: Representative sample of 25,520 adults aged 16-74 in 29 participating countries, May 24th 2024 - June 7th 2024.
Source: Ipsos Global Advisor. Global score is a Global Country Average. See methodology for details. Filter: Country: World | Current Wave: Jun 24



WORLD WORRIES COUNTRY COMPARISON

- Country comparison of all 18 concerns

1. Inflation

[Commentary]

Base: Representative sample of 25,520 adults aged 16-74 in 29 participating countries, May 24th 2024 - June 7th 2024.

Source: Ipsos Global Advisor. Global score is a Global Country Average. See methodology for details. **Filter:** Country: World | Current Wave: Jun 24

Country

Country		Change from 12-month last month	change
World	33%	-1	-7
Türkiye	58%	+3	+2
Canada	54%	=	+1
Argentina	51%	=	-20
Australia	48%	+1	-4
US	46%	-4	+3
Singapore	46%	-13	-10
France	40%	+6	-2
South Korea	39%	-6	+2
Poland	38%	-5	-27
India	38%	-3	-10
Japan	34%	+4	+4
Hungary	34%	=	-17
Thailand	34%	+7	+5
Colombia	30%	-1	-12
Chile	30%	+1	-10
Germany	30%	-5	-12
Belgium	29%	+4	-1
Malaysia	29%	-1	-10
Spain	28%	-1	-6
Great Britain	27%	-4	-20
Peru	26%	-2	-1
Italy	26%	+3	-4
Brazil	24%	+1	-3
Israel	23%	+5	-5
Mexico	23%	-1	-14
South Africa	21%	+1	-8
Indonesia	20%	-3	+5
Netherlands	20%	-2	-6
Sweden	17%	-8	-17

2. Crime & violence

[Commentary]

Base: Representative sample of 25,520 adults aged 16-74 in 29 participating countries, May 24th 2024 - June 7th 2024.

Source: Ipsos Global Advisor. Global score is a Global Country Average. See methodology for details. **Filter:** Country: World | Current Wave: Jun 24

Country

Country		Change from 12-month last month	change
World	30%	=	+1
Chile	67%	-2	+5
Sweden	61%	-3	+6
Peru	57%	+3	-3
South Africa	52%	-4	-4
Mexico	48%	-4	-4
Brazil	42%	-4	+7
Argentina	39%	+1	-8
Colombia	33%	=	-5
US	33%	-2	-3
Australia	32%	-1	+9
France	31%	+2	+3
Germany	30%	+5	+9
Thailand	28%	-3	+3
Belgium	28%	+3	+12
Malaysia	27%	+5	+9
Great Britain	26%	+1	+7
Israel	23%	-3	-23
Italy	23%	=	+4
India	22%	=	-4
Türkiye	22%	+1	+5
Netherlands	21%	+1	-5
Indonesia	21%	+3	-1
Canada	20%	+2	-2
South Korea	20%	+6	+1
Spain	19%	-1	+1
Japan	17%	+2	-4
Singapore	11%	-1	+2
Hungary	11%	-1	+2
Poland	9%	+2	+6

3. Poverty & social inequality

[Commentary]

Base: Representative sample of 25,520 adults aged 16-74 in 29 participating countries, May 24th 2024 - June 7th 2024.

Source: Ipsos Global Advisor. Global score is a Global Country Average. See methodology for details. **Filter:** Country: World | Current Wave: Jun 24

Country

Country		Change from 12-month	
		last month	change
World	29%	-1	-2
Argentina	41%	=	+3
Hungary	40%	-7	-1
Indonesia	40%	+2	-4
Thailand	39%	-5	=
Brazil	38%	-1	-2
Japan	36%	+3	+1
Peru	34%	+6	+3
Netherlands	34%	-3	+1
South Africa	34%	+2	+5
Germany	34%	+1	-1
Colombia	33%	-1	-2
Türkiye	32%	-7	-6
Australia	31%	+2	+2
Malaysia	30%	-1	-8
Great Britain	27%	=	-2
Italy	27%	=	-2
Spain	26%	=	-5
South Korea	26%	=	-3
Canada	26%	-2	=
Belgium	25%	-3	-5
France	25%	-4	+1
Mexico	25%	=	-2
Chile	24%	-5	-3
Poland	22%	+3	=
US	21%	+2	-2
Sweden	20%	-4	-2
India	19%	-4	-5
Israel	18%	=	-10
Singapore	16%	+3	-4

4. Unemployment

[Commentary]

Base: Representative sample of 25,520 adults aged 16-74 in 29 participating countries, May 24th 2024 - June 7th 2024.

Source: Ipsos Global Advisor. Global score is a Global Country Average. See methodology for details. **Filter:** Country: World | Current Wave: Jun 24

Country

Country		Change from 12-month last month	change
World	27%	=	=
South Africa	61%	-6	-9
Colombia	49%	+4	+7
Argentina	47%	+4	+13
Peru	46%	+8	+11
Indonesia	39%	+1	=
South Korea	38%	-1	-2
Mexico	35%	-1	-2
India	35%	-9	-8
Italy	34%	=	-4
Spain	33%	-1	-8
Singapore	32%	-7	-10
Chile	31%	+4	-1
Thailand	30%	+5	+4
Malaysia	30%	-2	-4
Türkiye	26%	-3	+6
Australia	23%	+2	+4
Brazil	22%	-4	-8
Canada	17%	-1	+1
US	17%	+1	+2
Poland	17%	-8	+7
Japan	17%	-2	-2
Hungary	16%	-1	+1
Sweden	14%	-2	-2
Great Britain	14%	+2	+2
Belgium	14%	=	-1
Israel	12%	-1	-3
France	11%	+1	-1
Germany	8%	=	=
Netherlands	7%	+2	+2

5. Financial/political corruption

[Commentary]

Base: Representative sample of 25,520 adults aged 16-74 in 29 participating countries, May 24th 2024 - June 7th 2024.

Source: Ipsos Global Advisor. Global score is a Global Country Average. See methodology for details. **Filter:** Country: World | Current Wave: Jun 24

Country

Country		Change from 12-month last month	change
World	25%	-1	=
Indonesia	57%	-8	+7
Peru	52%	-1	+7
South Africa	50%	-1	-8
Hungary	45%	+4	+5
Malaysia	40%	-8	-6
Thailand	38%	-1	-2
Israel	35%	+11	+5
South Korea	32%	+4	-2
Colombia	31%	=	-3
Poland	29%	+5	-1
Spain	27%	+2	+5
Brazil	27%	=	-3
Chile	26%	=	+5
Japan	25%	-6	+12
Türkiye	25%	+6	+7
India	23%	-4	-2
Argentina	22%	-1	-7
US	19%	=	-1
Mexico	17%	-9	-8
Great Britain	16%	-1	+3
Belgium	14%	=	-6
Sweden	13%	+4	+3
Italy	13%	+1	+2
Canada	12%	+1	-2
Singapore	9%	+1	+4
France	9%	-2	+2
Australia	9%	-5	-3
Germany	8%	-2	-5
Netherlands	8%	=	-6

6. Health care

[Commentary]

Base: Representative sample of 25,520 adults aged 16-74 in 29 participating countries, May 24th 2024 - June 7th 2024.

Source: Ipsos Global Advisor. Global score is a Global Country Average. See methodology for details. **Filter:** Country: World | Current Wave: Jun 24

Country

Country		Change from 12-month last month	change
World	23%	=	+1
Hungary	62%	+9	+7
Canada	43%	-1	-2
Great Britain	40%	+1	-3
Italy	38%	+2	+11
Brazil	38%	-2	+3
Poland	33%	-10	-3
Netherlands	30%	=	+2
Australia	29%	+1	-6
Colombia	27%	-1	+10
Singapore	26%	-2	-5
Sweden	26%	+3	+1
France	25%	=	-2
US	24%	+3	+2
Spain	24%	-9	-11
Mexico	22%	=	+8
Belgium	21%	=	+1
South Korea	17%	-2	+10
Germany	16%	=	-1
India	15%	+1	+3
Chile	14%	+2	=
Argentina	14%	-2	+7
South Africa	13%	=	+2
Peru	13%	+1	-7
Japan	11%	+3	+1
Malaysia	11%	+4	+2
Thailand	10%	+2	+2
Indonesia	7%	=	=
Israel	4%	-1	-5
Türkiye	4%	-1	+1

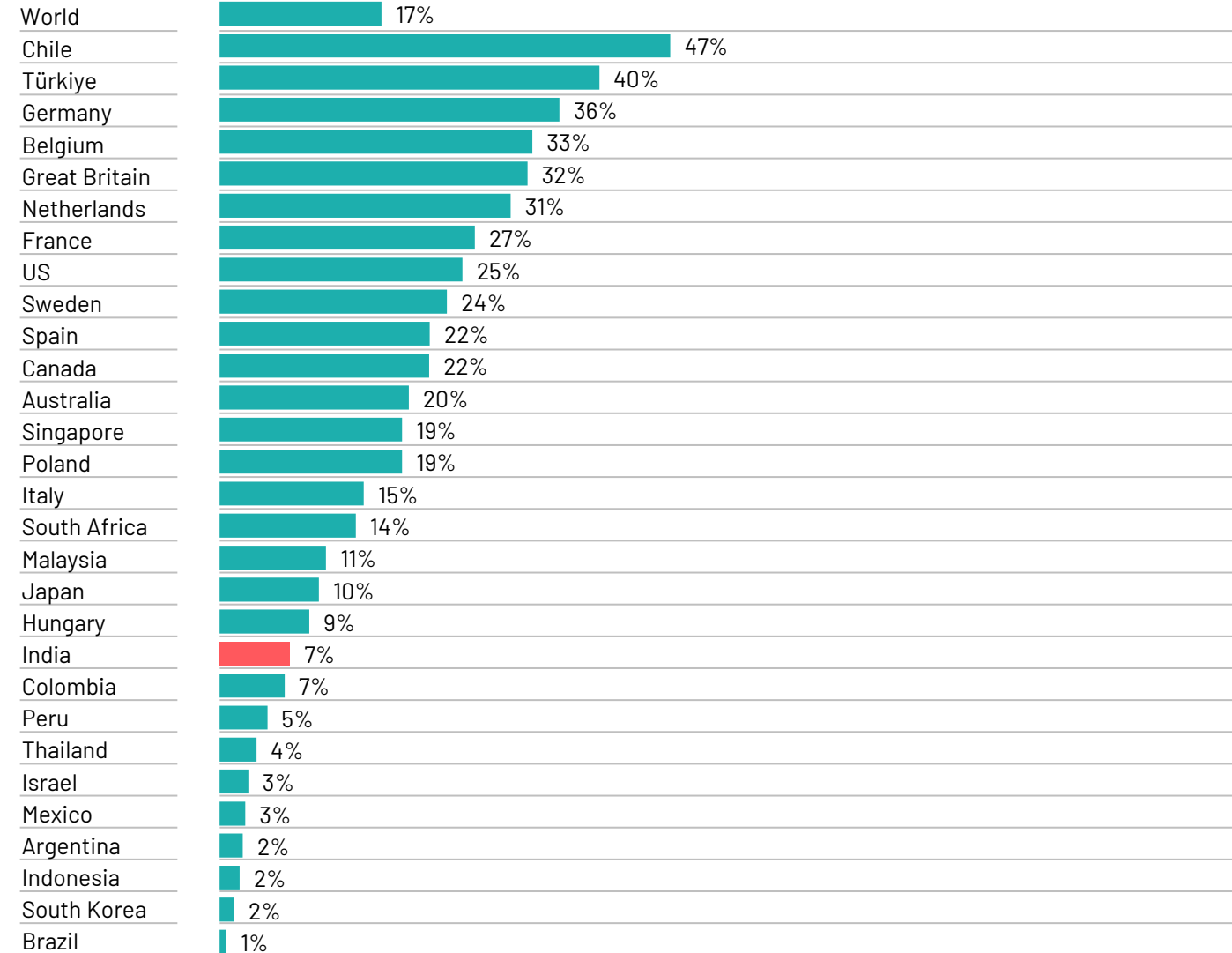
7. Immigration control

[Commentary]

Base: Representative sample of 25,520 adults aged 16-74 in 29 participating countries, May 24th 2024 - June 7th 2024.

Source: Ipsos Global Advisor. Global score is a Global Country Average. See methodology for details. **Filter:** Country: World | Current Wave: Jun 24

Country



Change from 12-month last month change

+1	+3
+7	+9
+2	-6
=	+4
+4	+14
+4	+4
-6	+1
+8	+7
-5	+3
+8	+2
+7	+9
+2	+11
+3	+8
+8	+10
+5	+14
-1	+1
+4	+5
+1	+5
-1	+5
+2	+5
+1	+3
-1	-1
-3	-13
-2	+2
-3	-1
-2	-5
=	+1
-1	-4
+1	=
=	-1

8. Climate change

[Commentary]

Base: Representative sample of 25,520 adults aged 16-74 in 29 participating countries, May 24th 2024 - June 7th 2024.

Source: Ipsos Global Advisor. Global score is a Global Country Average. See methodology for details. **Filter:** Country: World | Current Wave: Jun 24

Country

Country		Change from 12-month last month	change
World	17%	+1	=
Singapore	34%	+7	+4
Netherlands	28%	+3	-1
Mexico	26%	+3	+8
Germany	26%	+2	-3
Japan	26%	+1	+2
Thailand	24%	-5	+11
Italy	23%	=	-5
Australia	22%	=	-5
Canada	22%	=	=
Belgium	21%	+2	-2
Indonesia	20%	-3	+1
Great Britain	20%	-2	-3
South Korea	19%	+2	+2
France	19%	-1	-6
Brazil	19%	+11	+10
Spain	18%	+2	-3
Sweden	18%	+3	=
US	18%	+1	-1
India	13%	+3	+5
Poland	13%	-1	=
Colombia	10%	-8	=
Peru	9%	+4	+2
Malaysia	9%	-4	-6
Hungary	8%	+1	=
Chile	7%	+2	+2
Türkiye	7%	-4	-5
South Africa	7%	=	+2
Argentina	5%	+2	+2
Israel	2%	-3	=

9. Taxes

[Commentary]

Base: Representative sample of 25,520 adults aged 16-74 in 29 participating countries, May 24th 2024 - June 7th 2024.

Source: Ipsos Global Advisor. Global score is a Global Country Average. See methodology for details. **Filter:** Country: World | Current Wave: Jun 24

Country

Country		Change from 12-month last month	change
World	16%	=	=
Belgium	33%	=	+1
Japan	30%	-3	-3
Canada	28%	-2	+2
Italy	23%	-4	-4
Spain	23%	-1	+4
Israel	21%	+1	+6
Brazil	20%	-4	+1
Argentina	20%	-1	+4
Colombia	18%	+1	+2
France	18%	+3	+1
Poland	17%	+2	-6
Australia	16%	=	=
Great Britain	16%	+1	+3
US	16%	+3	+2
Singapore	16%	-2	-12
India	15%	+2	+2
Türkiye	14%	+1	+3
Mexico	14%	+3	-1
Malaysia	14%	-4	+2
Indonesia	12%	+4	+3
South Korea	12%	-4	=
Netherlands	11%	-5	-2
South Africa	11%	+4	+5
Sweden	10%	-2	-2
Germany	10%	-3	-2
Thailand	8%	-1	+1
Chile	7%	=	-2
Hungary	5%	-1	-1
Peru	3%	-5	-1

10. Education

[Commentary]

Base: Representative sample of 25,520 adults aged 16-74 in 29 participating countries, May 24th 2024 - June 7th 2024.

Source: Ipsos Global Advisor. Global score is a Global Country Average. See methodology for details. **Filter:** Country: World | Current Wave: Jun 24

Country

Country		Change from 12-month last month	change
World	14%	-1	=
Mexico	28%	+2	+10
Argentina	27%	-6	+2
India	26%	+4	=
Brazil	24%	-1	+2
Hungary	23%	+1	-4
Peru	22%	-8	+2
Indonesia	21%	+9	+13
Israel	18%	+5	-7
Colombia	17%	+3	=
Belgium	15%	=	-1
Türkiye	15%	=	+3
South Africa	15%	+1	+6
Netherlands	15%	+4	+4
Chile	13%	=	=
Malaysia	13%	=	=
France	12%	-5	-3
Spain	11%	-3	-2
Canada	11%	-1	+1
Singapore	9%	-4	+3
Poland	9%	-3	-3
Australia	9%	+1	+1
Thailand	9%	+2	-4
US	8%	-1	-2
Germany	8%	-1	-2
Great Britain	8%	-3	-1
Italy	7%	=	-2
Japan	6%	-1	-4
Sweden	6%	-4	+1
South Korea	5%	-3	-1

11. Military conflict between nations

[Commentary]

Base: Representative sample of 25,520 adults aged 16-74 in 29 participating countries, May 24th 2024 - June 7th 2024.

Source: Ipsos Global Advisor. Global score is a Global Country Average. See methodology for details. **Filter:** Country: World | Current Wave: Jun 24

Country

Country		Change from 12-month last month	change
World	10%	-1	+2
Poland	35%	-4	+6
Israel	33%	-16	+16
Germany	23%	-1	+2
Netherlands	19%	+3	+6
Italy	18%	-1	+8
South Korea	15%	+3	-5
Great Britain	15%	=	+5
Belgium	14%	+2	+6
US	13%	=	+4
Sweden	12%	+1	-2
Japan	12%	-3	-3
Spain	12%	+3	+8
France	11%	-3	-1
Australia	8%	-1	-1
India	8%	+1	+2
Hungary	7%	-3	-5
Colombia	6%	=	+4
Malaysia	6%	+2	+1
Thailand	5%	+1	-3
Singapore	5%	-1	+1
Canada	4%	-1	=
Indonesia	3%	-2	-2
Peru	3%	+1	+2
Mexico	2%	-1	-1
Brazil	2%	=	-1
Argentina	2%	-1	+1
Chile	1%	-1	=
South Africa	1%	-1	=
Türkiye	1%	=	-1

12. Moral decline

[Commentary]

Base: Representative sample of 25,520 adults aged 16-74 in 29 participating countries, May 24th 2024 - June 7th 2024.

Source: Ipsos Global Advisor. Global score is a Global Country Average. See methodology for details. **Filter:** Country: World | Current Wave: Jun 24

Country

World	10%
South Korea	18%
Thailand	18%
Indonesia	16%
Malaysia	15%
France	14%
Japan	14%
Netherlands	14%
Israel	13%
US	11%
Great Britain	11%
Germany	10%
Australia	10%
Canada	10%
Italy	9%
Hungary	9%
Singapore	9%
India	9%
Poland	9%
Sweden	9%
Belgium	8%
Spain	8%
Argentina	8%
Türkiye	7%
Chile	6%
Mexico	6%
Peru	5%
South Africa	5%
Brazil	3%
Colombia	3%

Change from 12-month last month change

=	=
+2	+2
-1	-5
+1	+5
-3	-1
+3	+2
-1	-2
-4	-2
-1	+1
-4	-4
+1	+3
-1	=
-1	+2
+2	+2
=	-2
-2	+2
+2	+2
+3	+3
-3	-4
-1	+1
=	-1
+1	+1
+1	=
-2	-1
-1	-1
+1	+1
-2	-2
+1	+1
-1	-2
-1	-1

13. Terrorism

[Commentary]

Base: Representative sample of 25,520 adults aged 16-74 in 29 participating countries, May 24th 2024 - June 7th 2024.

Source: Ipsos Global Advisor. Global score is a Global Country Average. See methodology for details. **Filter:** Country: World | Current Wave: Jun 24

Country

Country		Change from 12-month last month	change
World	9%	+1	+1
Israel	60%	+8	+22
France	16%	=	+7
Colombia	15%	+3	=
India	15%	+3	-2
Türkiye	14%	+2	-6
Sweden	14%	+1	+6
Germany	11%	+4	+3
Malaysia	10%	+4	+4
Spain	10%	+4	+7
Great Britain	9%	=	+3
Belgium	9%	-3	+3
Indonesia	9%	=	-5
Singapore	8%	+4	+3
Mexico	8%	+3	+3
Chile	8%	-3	-1
Thailand	7%	-1	+1
US	7%	-2	-1
Netherlands	7%	+1	+1
Peru	5%	=	-4
Italy	5%	=	+2
Poland	4%	+2	=
Argentina	4%	=	+2
Australia	4%	-2	+1
Canada	3%	+1	+2
South Korea	2%	-1	=
Brazil	2%	-1	-1
South Africa	2%	=	+2
Japan	2%	-1	-2
Hungary	1%	-2	=

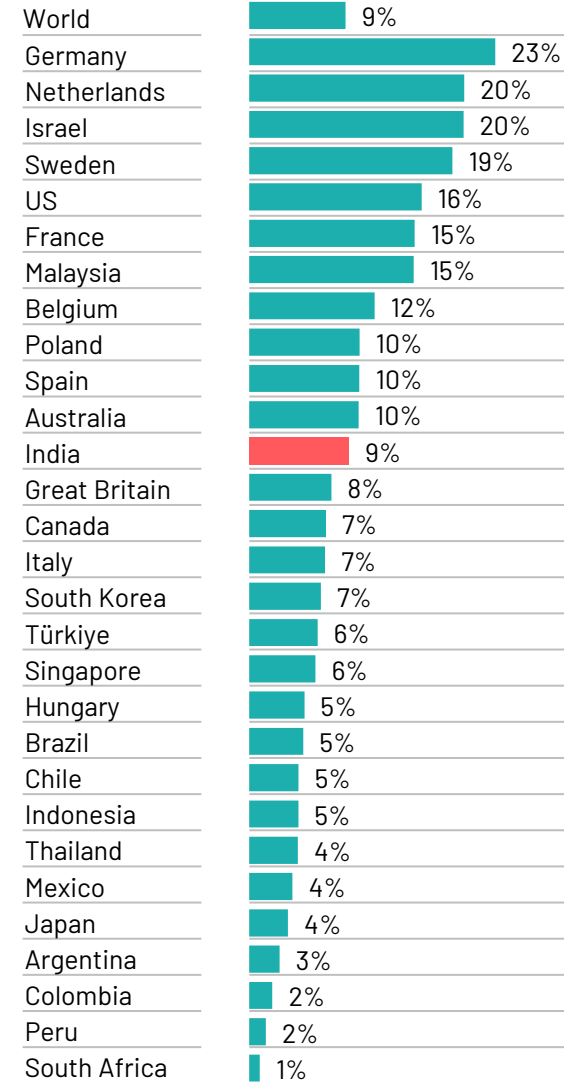
14. Rise of extremism

[Commentary]

Base: Representative sample of 25,520 adults aged 16-74 in 29 participating countries, May 24th 2024 - June 7th 2024.

Source: Ipsos Global Advisor. Global score is a Global Country Average. See methodology for details. **Filter:** Country: World | Current Wave: Jun 24

Country



Change from 12-month last month change

=	+1
+6	+13
=	+5
=	+5
+2	+8
=	+1
-1	+4
-2	+4
-7	-1
+3	+2
-1	=
+3	+4
+1	+3
-2	+2
-1	-1
=	+1
-1	-4
+2	=
+1	+1
=	=
-1	-3
-1	-1
=	-5
+1	-4
+3	+1
+1	+2
=	=
-1	=
+1	-2
-1	=

15. Threats against the environment

[Commentary]

Base: Representative sample of 25,520 adults aged 16-74 in 29 participating countries, May 24th 2024 - June 7th 2024.

Source: Ipsos Global Advisor. Global score is a Global Country Average. See methodology for details. **Filter:** Country: World | Current Wave: Jun 24

Country

World	9%
Mexico	17%
Brazil	14%
India	14%
Netherlands	14%
Singapore	12%
Peru	11%
Sweden	11%
Germany	11%
South Korea	10%
Italy	9%
Australia	9%
Thailand	9%
Indonesia	9%
Great Britain	9%
France	9%
Japan	9%
Colombia	9%
Poland	8%
Malaysia	8%
US	8%
Belgium	7%
Israel	6%
Spain	6%
Canada	5%
Chile	5%
Hungary	4%
South Africa	4%
Türkiye	2%
Argentina	2%

Change from 12-month last month change

+1	+1
=	+7
+3	+1
+4	+4
+3	+1
+5	+3
+4	+5
-1	-1
-1	-3
-2	-3
=	-4
=	-1
-3	+3
-1	+2
=	=
-2	-3
+2	+1
-2	+2
+1	+2
+1	=
+1	+2
-4	-3
=	+2
-1	-2
-1	-3
-1	=
=	=
+2	+1
=	-1
=	-2

16. Maintaining social programmes

[Commentary]

Base: Representative sample of 25,520 adults aged 16-74 in 29 participating countries, May 24th 2024 - June 7th 2024.

Source: Ipsos Global Advisor. Global score is a Global Country Average. See methodology for details. **Filter:** Country: World | Current Wave: Jun 24

Country

World	7%
South Korea	17%
Japan	17%
Sweden	15%
Thailand	12%
Indonesia	9%
Italy	9%
Mexico	9%
Poland	9%
Great Britain	8%
Netherlands	8%
Hungary	8%
Australia	8%
Spain	7%
Germany	6%
India	6%
Malaysia	5%
US	5%
France	4%
Belgium	4%
Singapore	4%
Brazil	3%
South Africa	3%
Chile	3%
Canada	3%
Argentina	3%
Türkiye	2%
Israel	2%
Colombia	2%
Peru	2%

Change from 12-month last month change

=	=
+1	-2
-2	-7
-1	-1
+2	=
-1	-1
-2	-1
=	+1
+3	-1
=	=
-1	+1
+2	+1
+2	=
-3	=
+1	+1
-2	+2
=	+1
+2	-2
-2	-2
-3	-5
+1	-5
=	-1
+1	+1
-1	=
=	-2
=	-2
=	+1
-1	-1
-1	-1
=	+1

17. Coronavirus (Covid-19)

[Commentary]

Base: Representative sample of 25,520 adults aged 16-74 in 29 participating countries, May 24th 2024 - June 7th 2024.

Source: Ipsos Global Advisor. Global score is a Global Country Average. See methodology for details. **Filter:** Country: World | Current Wave: Jun 24

Country

Country		Change from 12-month last month	change
World	4%	+1	-2
Singapore	15%	+5	+3
Malaysia	13%	+6	+1
Mexico	9%	+8	+2
Thailand	9%	-2	-9
Indonesia	9%	+4	-9
India	6%	-1	-3
Spain	5%	+2	=
Hungary	5%	+2	+4
Japan	4%	-1	-6
Türkiye	4%	-1	-4
Australia	4%	=	-4
US	3%	-1	-3
Brazil	3%	=	-3
South Africa	3%	-1	=
Great Britain	3%	=	-2
Italy	3%	+1	=
South Korea	3%	=	-2
France	2%	-1	-5
Belgium	2%	+2	-1
Germany	2%	=	-1
Canada	2%	=	-2
Chile	2%	=	=
Netherlands	2%	+2	-2
Colombia	1%	+1	-1
Argentina	1%	+1	-1
Poland	1%	=	-1
Peru	1%	-2	-1
Sweden	1%	=	=
Israel	0%	-1	-1

18. Access to credit

[Commentary]

Base: Representative sample of 25,520 adults aged 16-74 in 29 participating countries, May 24th 2024 - June 7th 2024.

Source: Ipsos Global Advisor. Global score is a Global Country Average. See methodology for details. **Filter:** Country: World | Current Wave: Jun 24

Country

Country		Change from 12-month last month	change
World	3%	+1	+1
India	8%	+2	+4
Belgium	5%	+3	+2
Poland	5%	+3	+2
Thailand	5%	+2	+1
Türkiye	4%	-3	=
France	4%	+1	-1
Malaysia	4%	+1	+1
South Korea	4%	+2	+1
Colombia	4%	+2	+2
Singapore	3%	-1	+1
Great Britain	3%	+2	+1
Italy	3%	+1	=
Sweden	2%	+1	=
Germany	2%	=	=
Spain	2%	-1	+1
Australia	2%	-1	-1
Argentina	2%	-2	+1
Chile	2%	-1	=
Canada	2%	-1	-1
US	2%	=	=
Japan	2%	=	+1
Netherlands	2%	+1	=
South Africa	2%	+2	+1
Mexico	2%	+1	=
Brazil	2%	=	=
Israel	1%	-1	=
Peru	1%	-2	=
Hungary	1%	-1	-1
Indonesia	0%	-1	-1

Methodology

This 29-country Global Advisor survey was conducted between May 24th 2024 and June 7th 2024 via the Ipsos Online Panel system among 25,520 adults aged 18-74 in Canada, Israel, Malaysia, South Africa, Türkiye and the United States, 20-74 in Indonesia and Thailand, 21-74 in Singapore, and 16-74 in all other nations.

The "Global Country Average" reflects the average result for all the countries where the survey was conducted. It has not been adjusted to the population size of each country and is not intended to suggest a total result."

The sample consists of approximately 1000+ individuals in each of Australia, Belgium, Brazil, Canada, France, Germany, Great Britain, Italy, Japan, Spain, Sweden, and the US, and approximately 500+ individuals in each of Argentina, Chile, Colombia, Hungary, Indonesia, Israel, Malaysia, Mexico, the Netherlands, Peru, Poland, Singapore, South Africa, South Korea, Thailand and Türkiye.

The sample in India consists of approximately 2,200 individuals, of whom approximately 1,800 were interviewed face-to-face and 400 were interviewed online.

The samples in Argentina, Australia, Belgium, Canada, France, Germany, Great Britain, Hungary, Italy, Japan, the Netherlands, Poland, South Korea, Spain, Sweden, and the US can be taken as representative of these countries' general adult population under the age of 75.

The samples in Brazil, Chile, Colombia, India, Indonesia, Malaysia, Mexico, Peru, Singapore, South Africa, Thailand and Türkiye are more urban, more educated, and/or more affluent than the general population. The survey results for these markets should be viewed as reflecting the views of the more "connected" segment of these populations.

India's sample represents a large subset of its urban population – social economic

classes A, B and C in metros and tier 1-3 town classes across all four zones.

Weighting has been employed to balance demographics and ensure that the sample's composition reflects that of the adult population according to the most recent census data.

The precision of Ipsos online polls are calculated using a credibility interval with a poll of 1,000 accurate to +/- 3.5 percentage points and of 500 accurate to +/- 5.0 percentage points. For more information on the Ipsos use of credibility intervals, please visit the Ipsos website.

Where results do not sum to 100 or the 'difference' appears to be +/-1 more/less than the actual, this may be due to rounding, multiple responses, or the exclusion of don't knows or not stated responses

The publication of these findings abides by local rules and regulations.

