



GLOBAL CONSUMER CONFIDENCE INDEX: TRENDS SINCE 2010

A 29-country Global Advisor survey

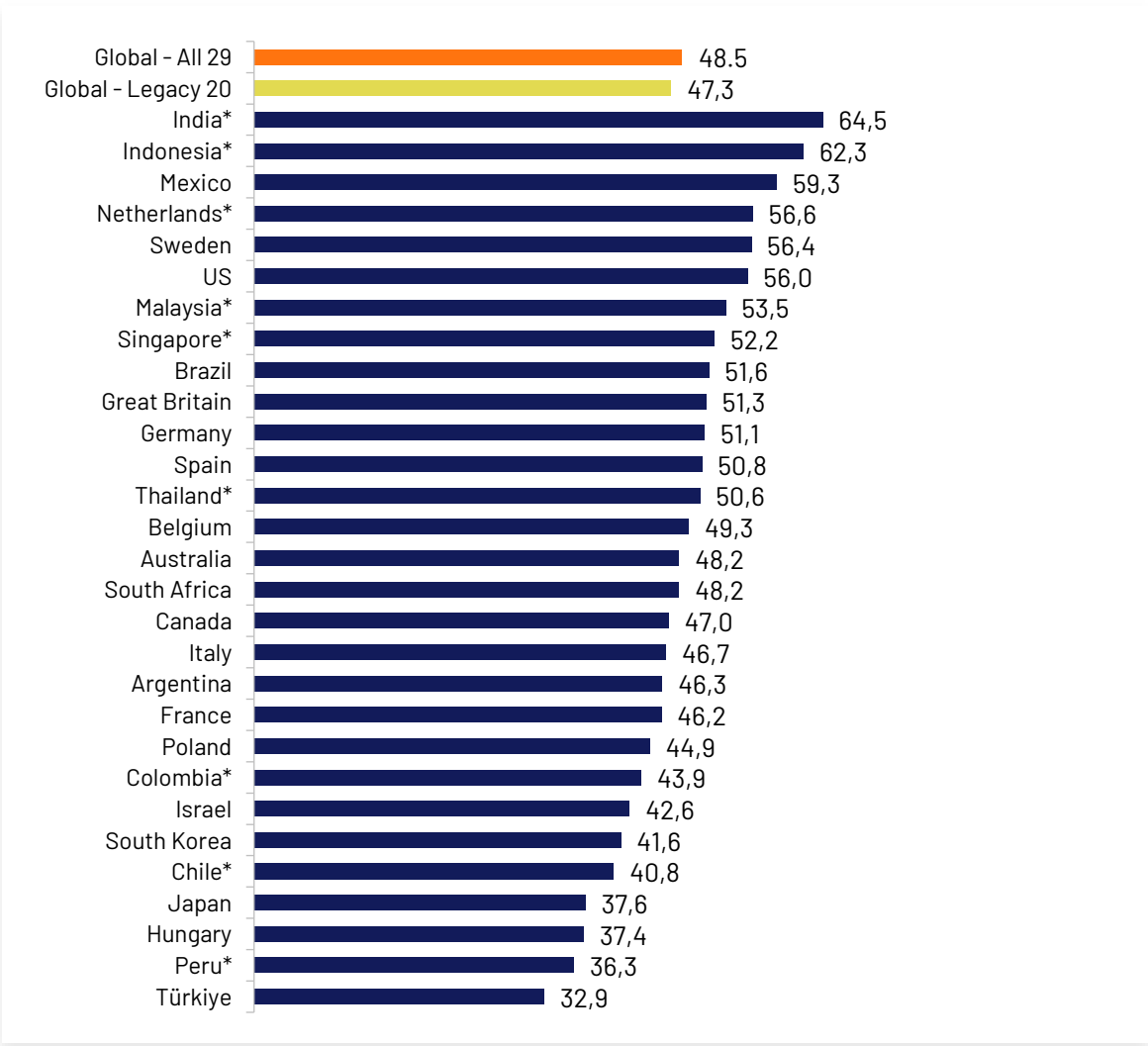
July 2024

Learn more: <https://www.ipsos.com/en/ipsos-global-consumer-confidence-index>

GAME CHANGERS



Overall Consumer Confidence Index – July 2024



1-month change (vs. June 2024)

Significant losses (-2.0 or less)				Significant gains (+2.0 or more)			
Singapore	-5.9			Spain	+4.4	Mexico	+2.0
Poland	-4.6			Türkiye	+3.8		
Thailand	-4.5			South Africa	+2.7		
Great Britain	-2.6			Argentina	+2.4		
Australia	-2.3			U.S.	+2.2		
				South Korea	+2.1		

1-year change (vs. July 2023)

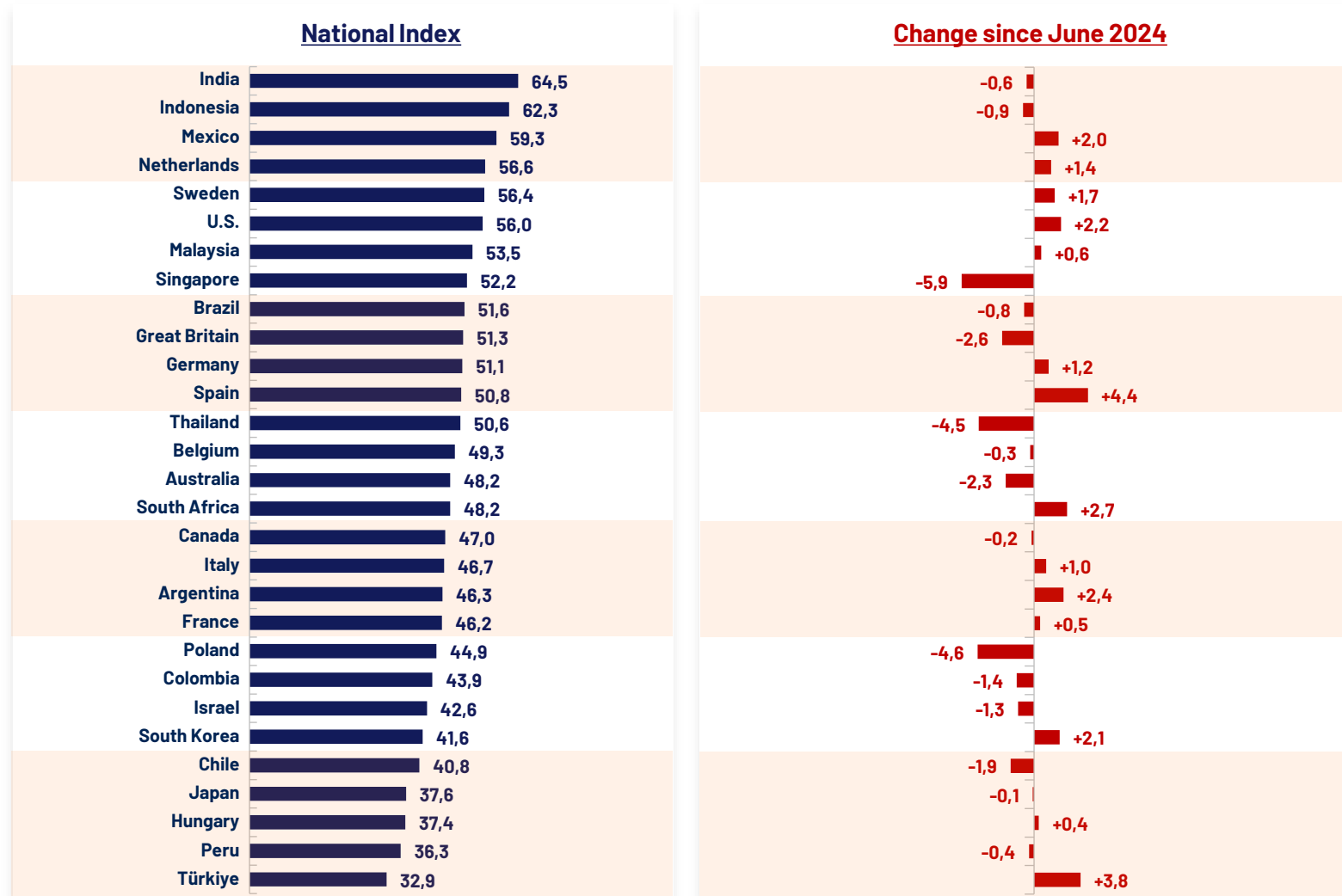
Significant losses (-2.0 or less)				Significant gains (+2.0 or more)			
Peru	-9.2			Argentina	+9.0	Germany	+4.2
Brazil	-8.5			India	+7.7	Sweden	+4.2
Thailand	-5.4			South Africa	+7.6	Italy	+2.6
Singapore	-4.4			Netherlands	+5.8	Mexico	+2.0
Israel	-4.1			France	+4.9		
Colombia	-3.6			Spain	+4.7		
Türkiye	-2.8			Malaysia	+4.7		
Canada	-2.6			Hungary	+4.6		
				Great Britain	+4.6		

New: Index based on single-month only data
"Global All 29": average all 29 countries
"Global Legacy 20": average all 20 long-tracked countries (i.e., excluding the 9 added or modified in February 2023)



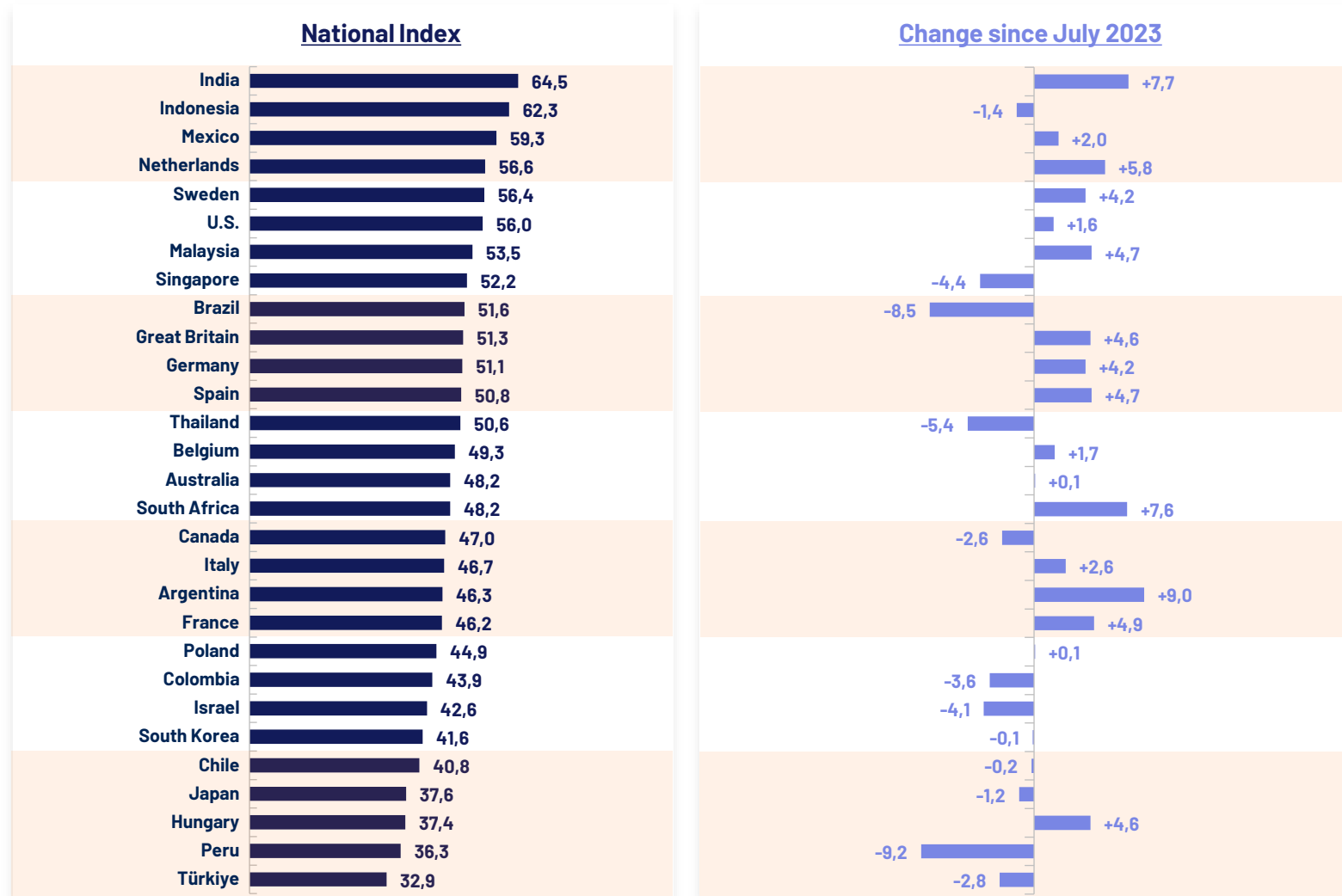
July 2024 Overall (or “National”) Index (Based on single-month only data)

One-month change



July 2024 Overall (or “National”) Index (Based on single-month only data)

One-year change

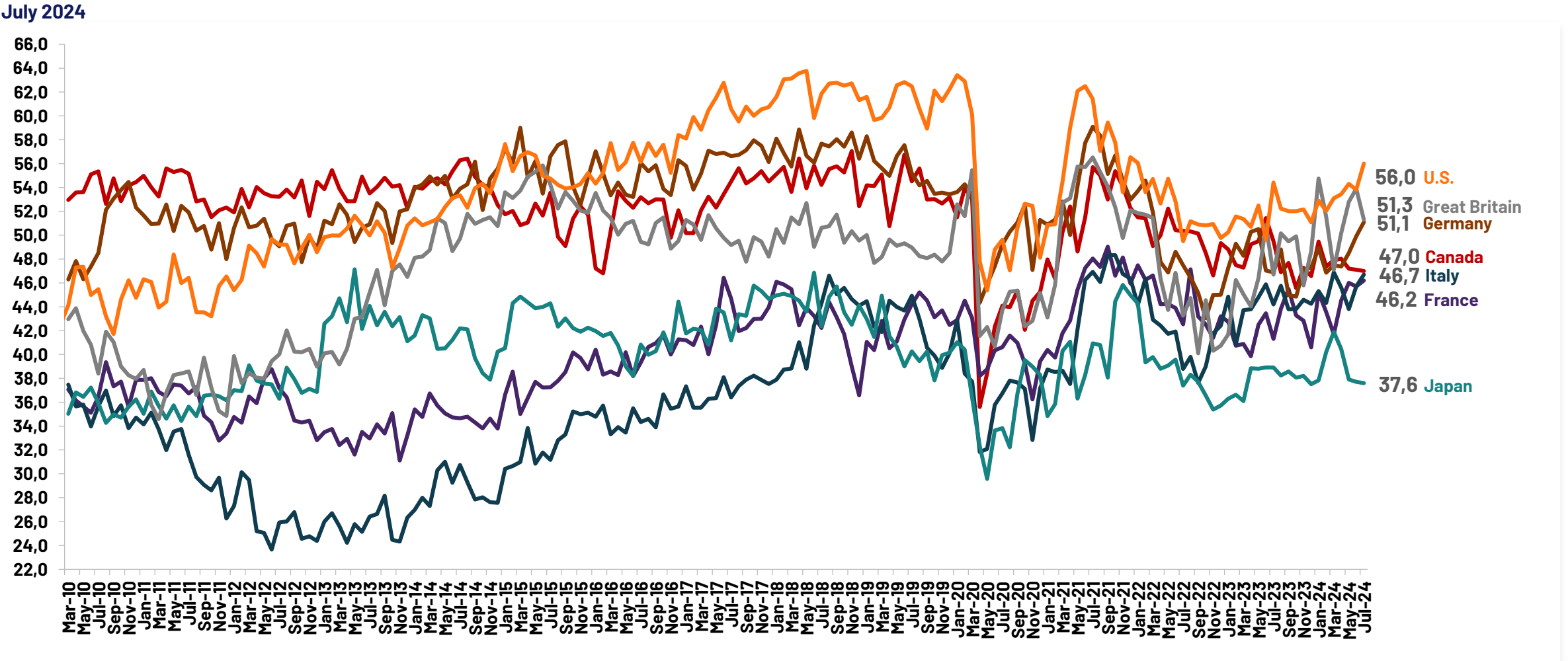


Individual country trends



Overall consumer confidence index – 13-year trend

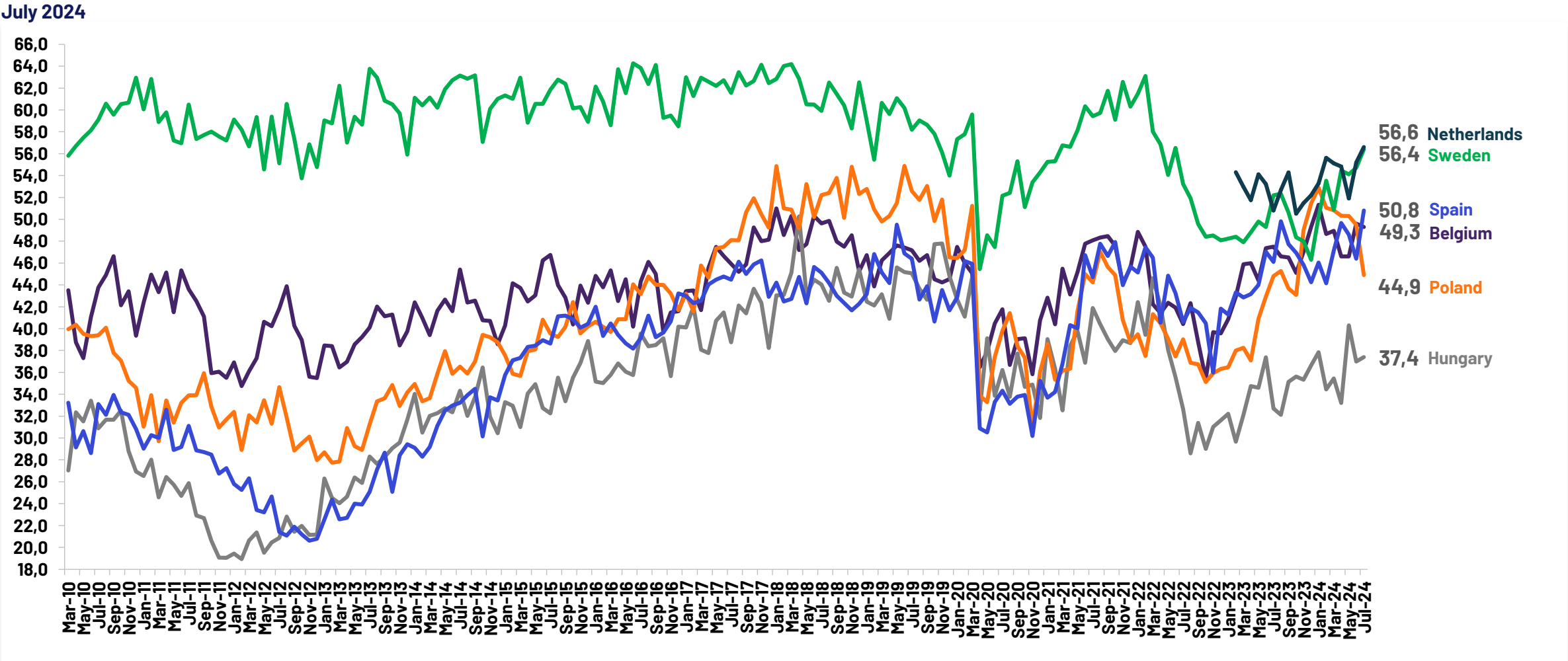
G7 countries



Index based on single-month only data for all months since March 2010

Overall consumer confidence index – 13-year trend

Other Europe countries

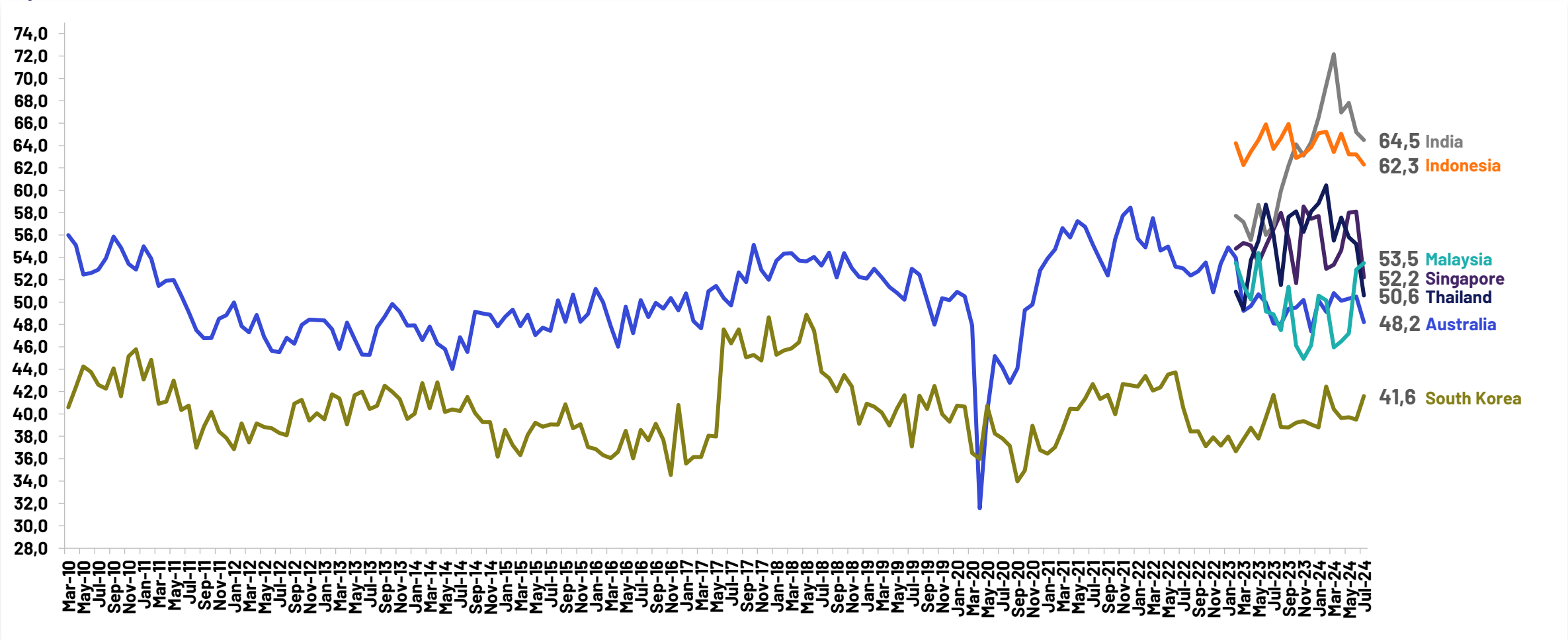


Index based on single-month only data for all months since March 2010

Overall consumer confidence index – 13-year trend

Asia-Pacific countries

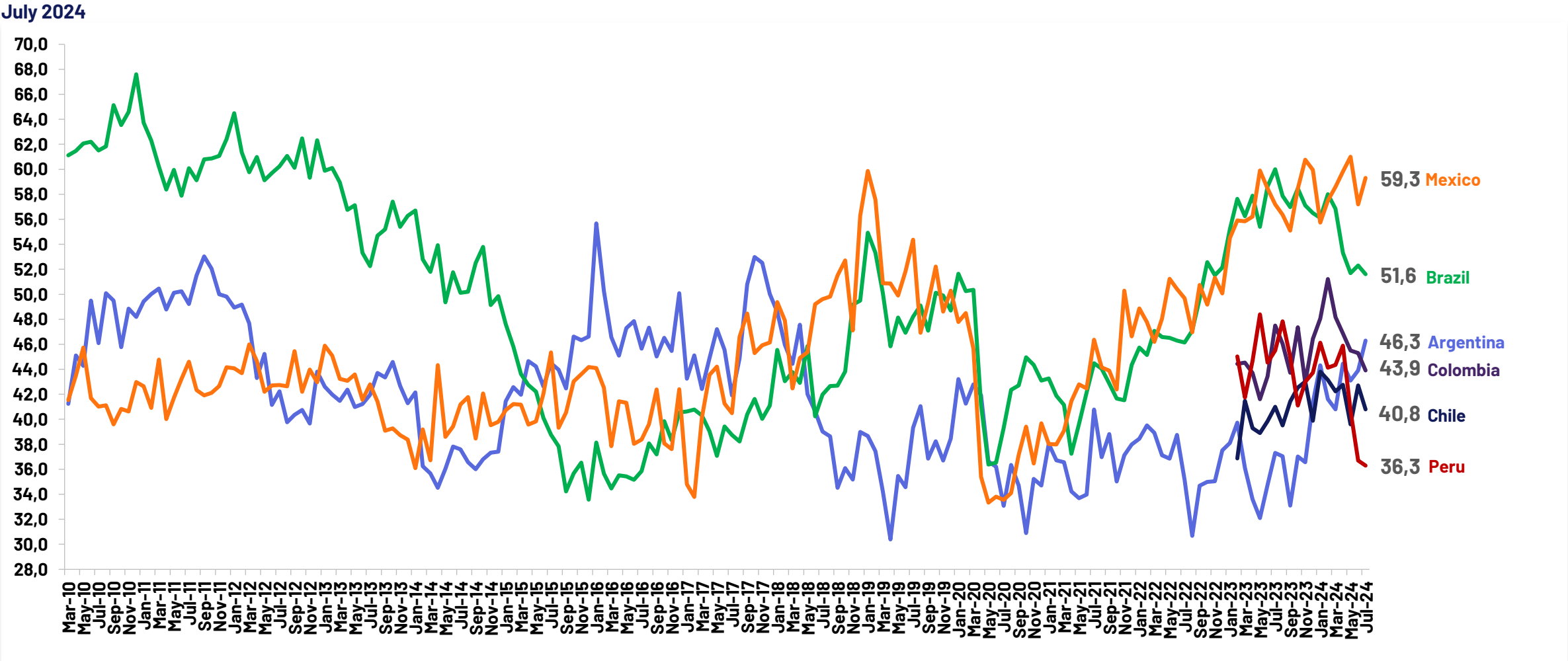
July 2024



Index based on single-month only data for all months since March 2010

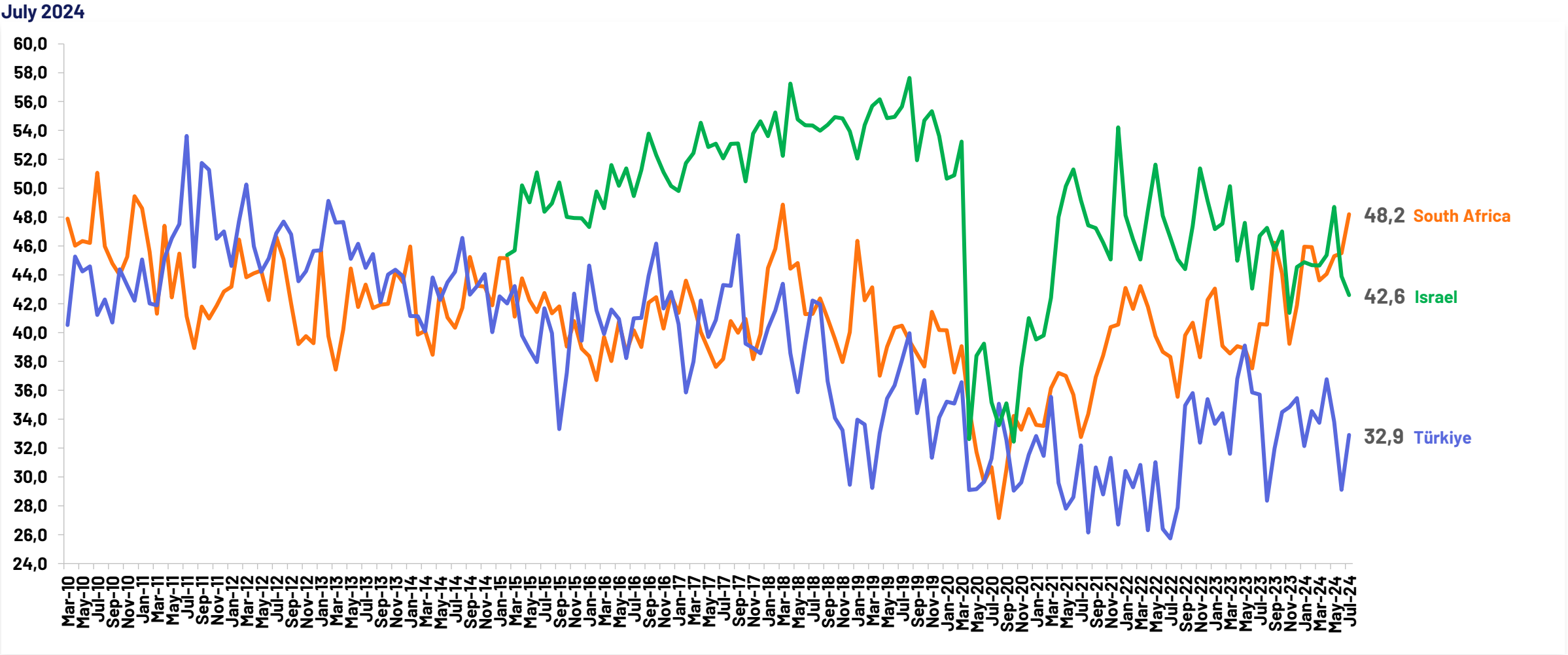
Overall consumer confidence index – 13-year trend

Latin America countries



Overall consumer confidence index – 13-year trend

Middle East-Africa countries



Index based on single-month only data for all months since March 2010

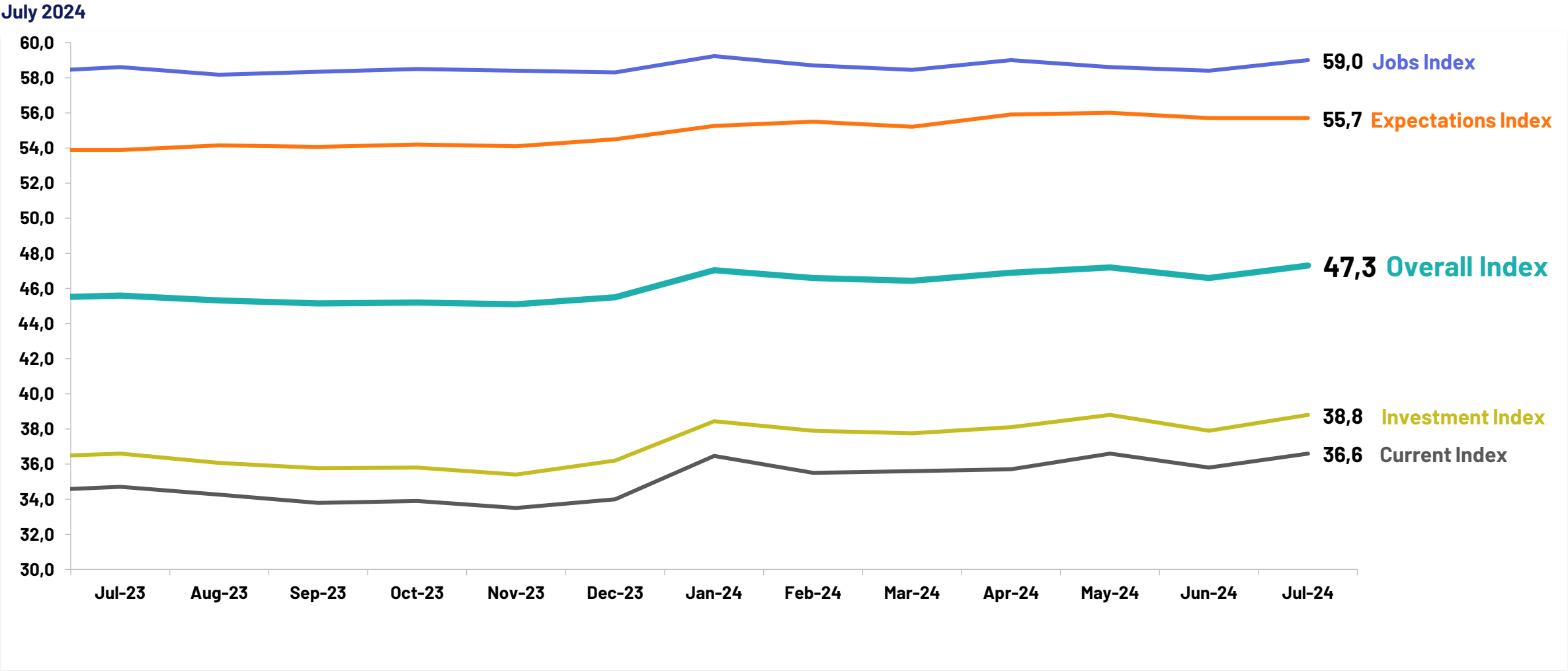
Global and regional trends based only on 20 legacy countries

“LIKE FOR LIKE”



All indices – 1-year trend “like for like”

Global averages based on 20 legacy countries only

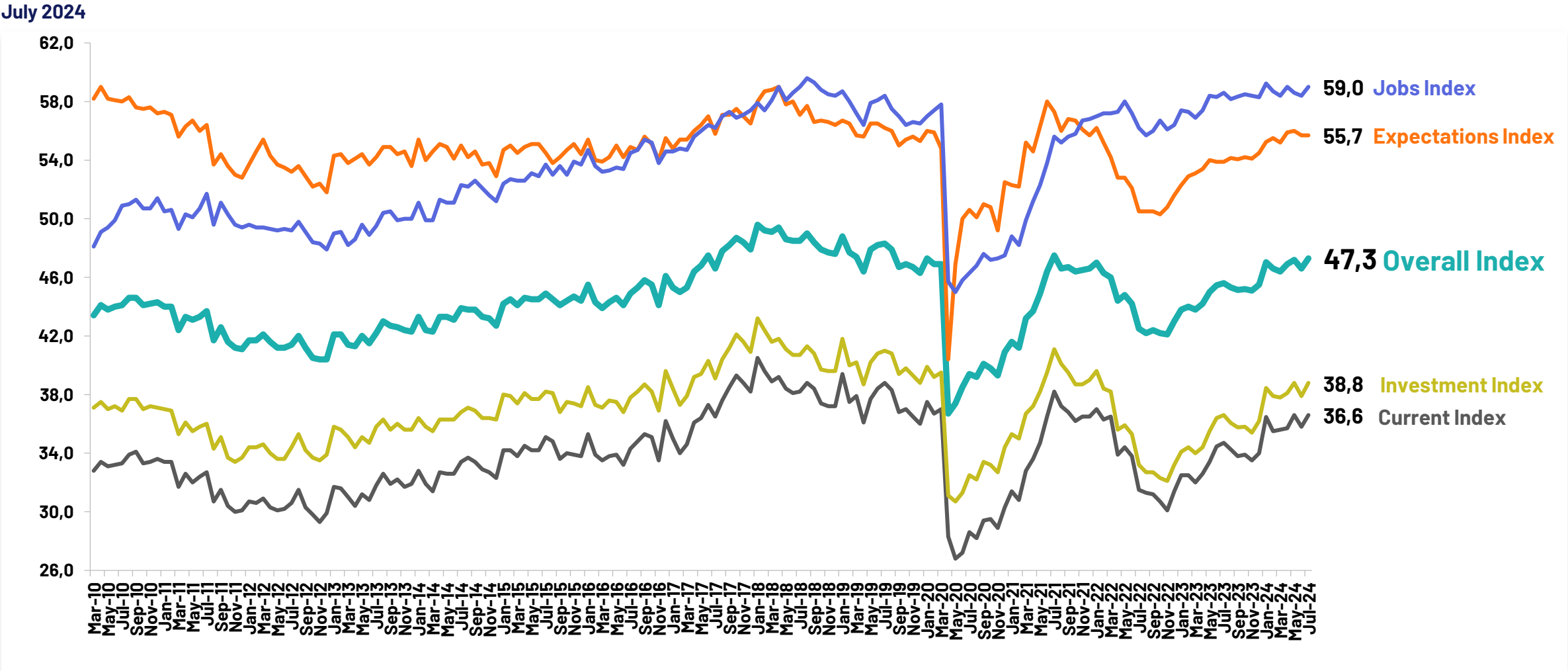


Indices based on single-month only data for all months since March 2010
*Bases include only long-tracked countries and none of the countries added to or modified in the survey in 2023



All indices – 13-year trend “like for like”

Global averages based on 20 legacy countries only

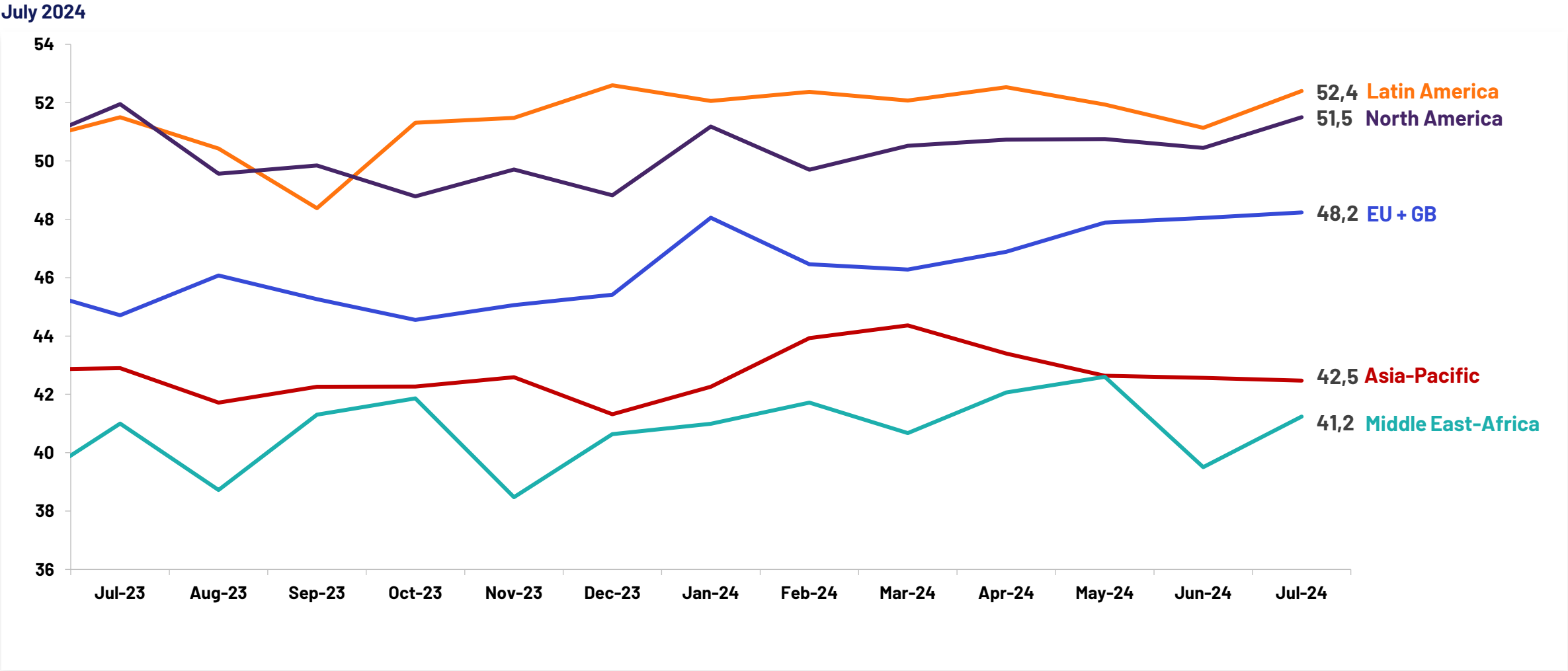


Indices based on single-month only data for all months since March 2010
* Bases include only long-tracked countries and none of the countries added to or modified in the survey in 2023



Overall consumer confidence index – 1-year trend “like for like”

Regional averages based on legacy countries only



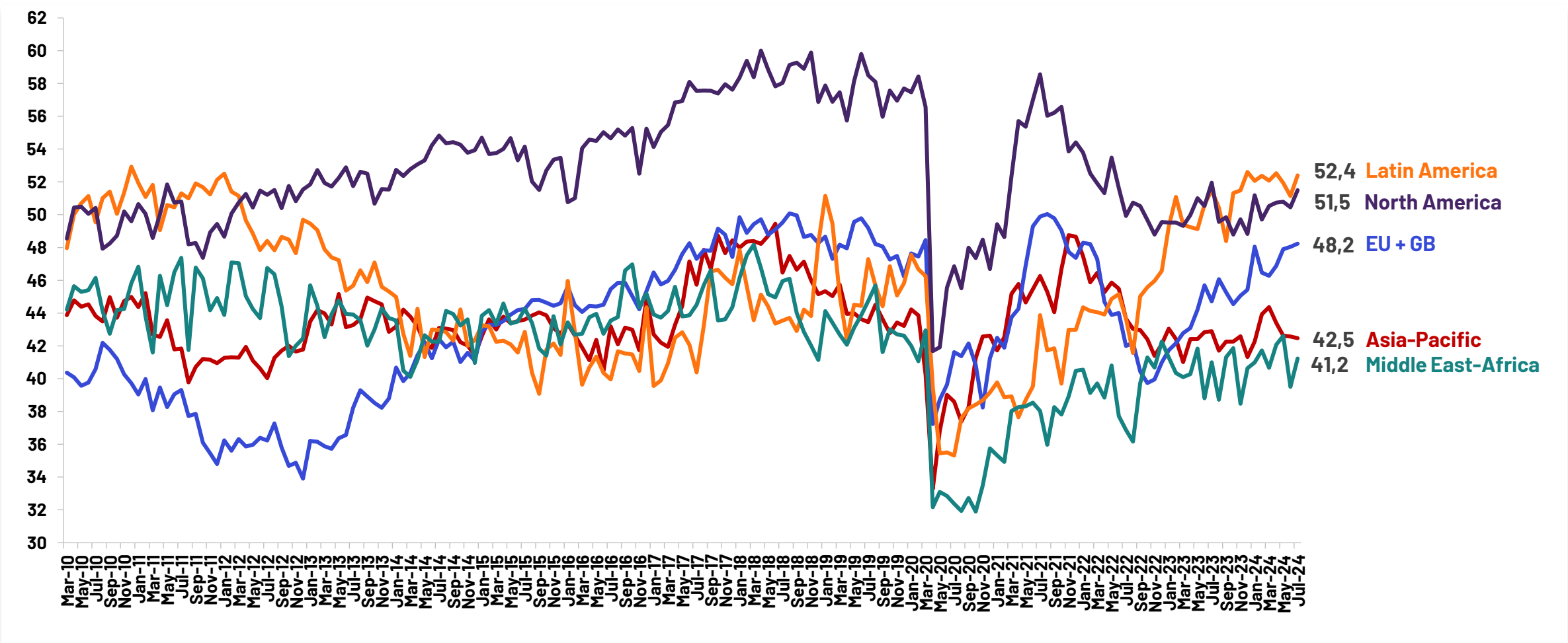
Index based on single-month only data for all months since March 2010
*Bases include only long-tracked countries and none of the countries added to or modified in the survey in 2023



Overall consumer confidence index – 13-year trend “like for like”

Regional averages based on legacy countries only

July 2024



Index based on single-month only data for all months since March 2010

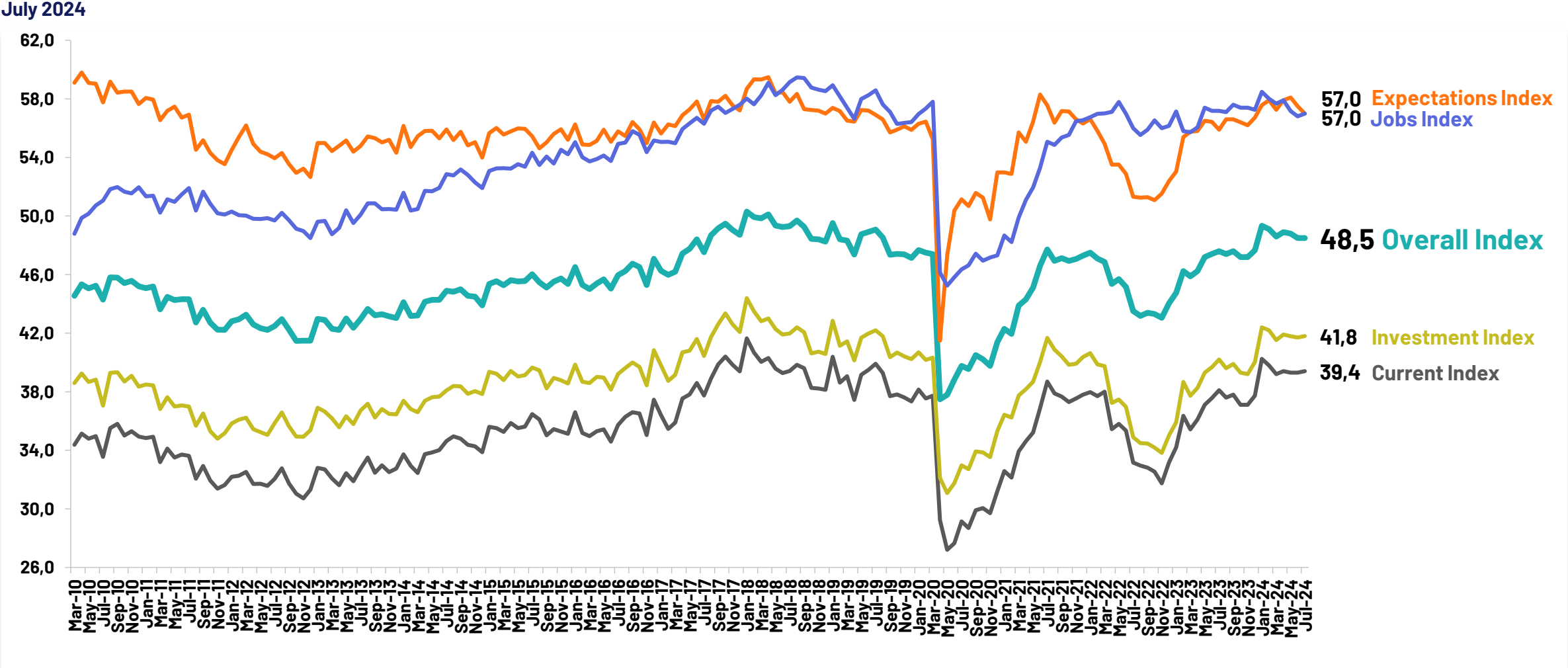
* Bases include only long-tracked countries and none of the countries added to or modified in the survey in 2023

Global and regional trends based on all countries, including newly added ones



All Indices – 13-year trend

Global averages including countries added in 2023

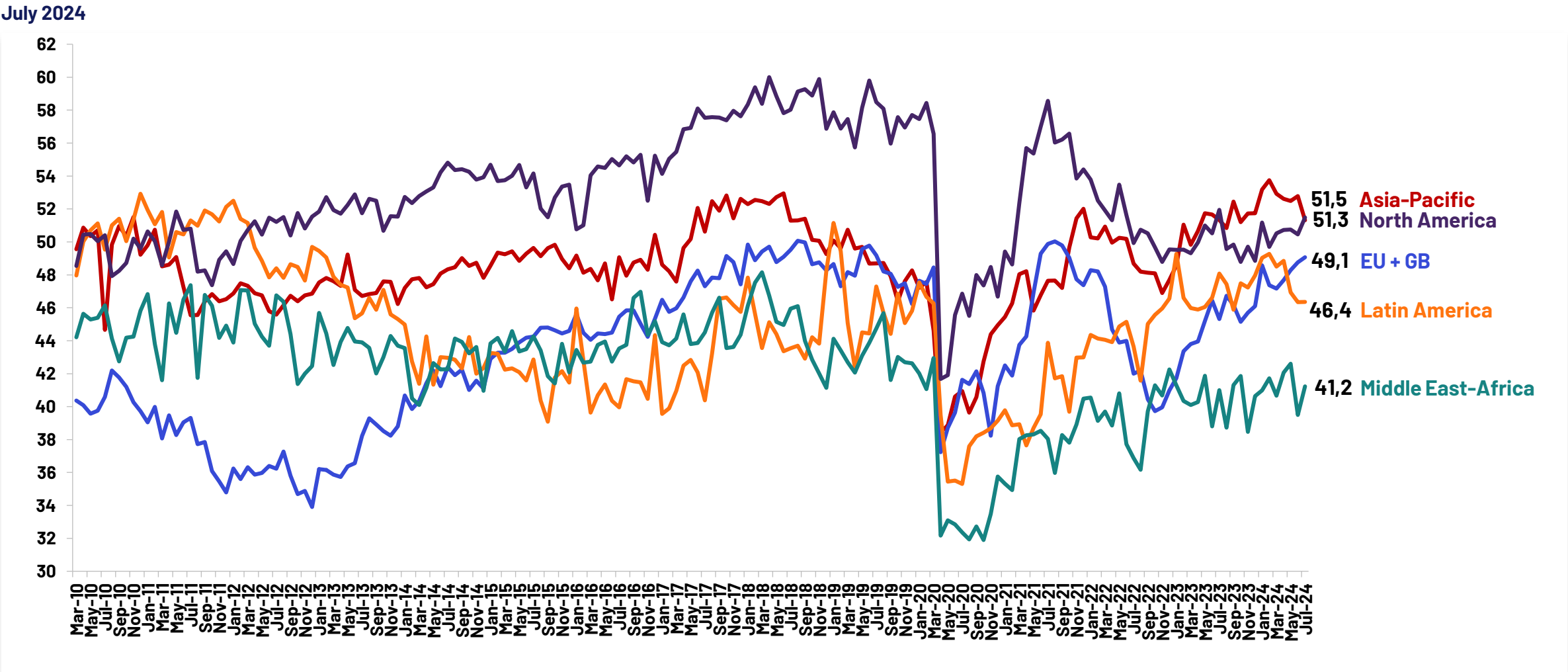


Indices based on single-month only data for all months since March 2010
* Averages for any given month based on all countries surveyed that month



Overall consumer confidence index – 13-year trend

Regional averages including countries added in 2023



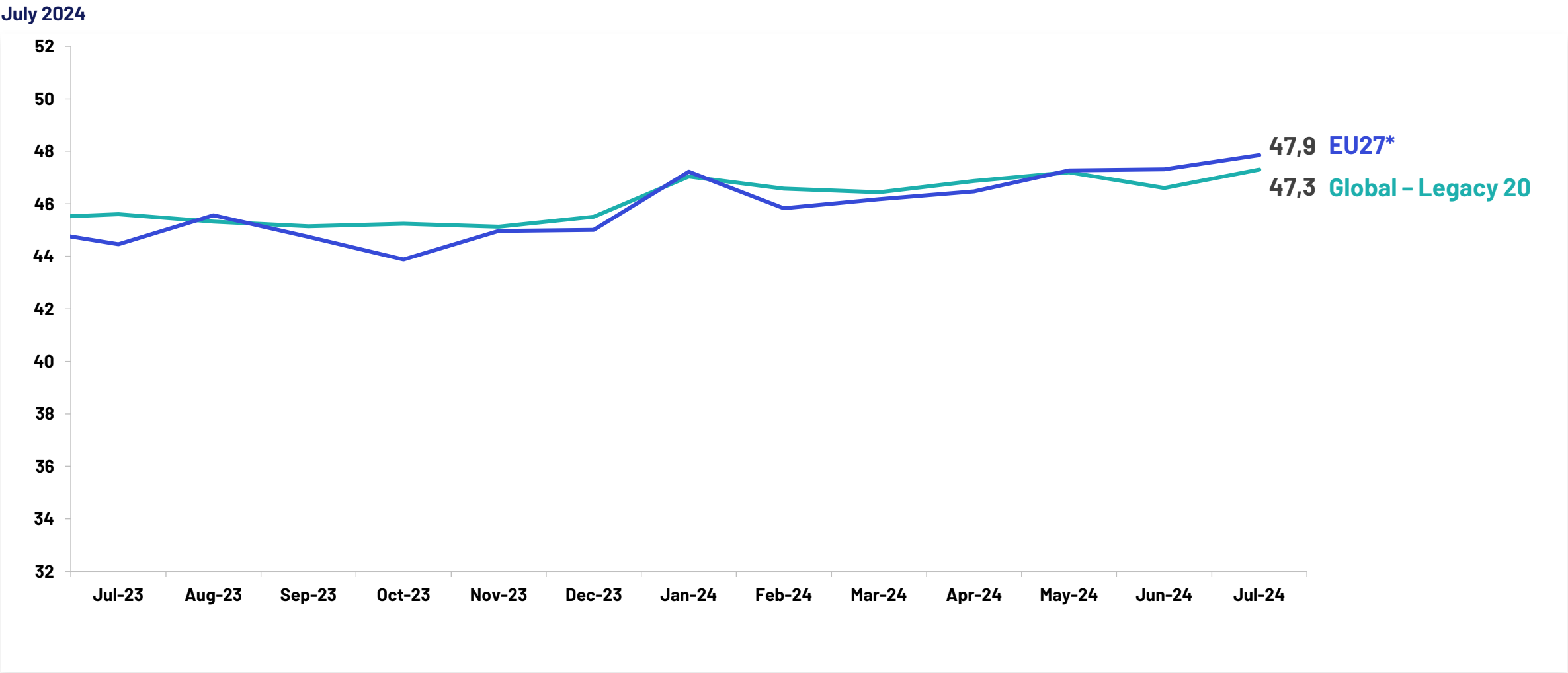
Index based on single-month only data for all months since March 2010
* Averages for any given month based on all countries surveyed that month



EU27 trends



Overall consumer confidence index – 1-year trend “like for like” EU27 and global averages based on legacy countries only

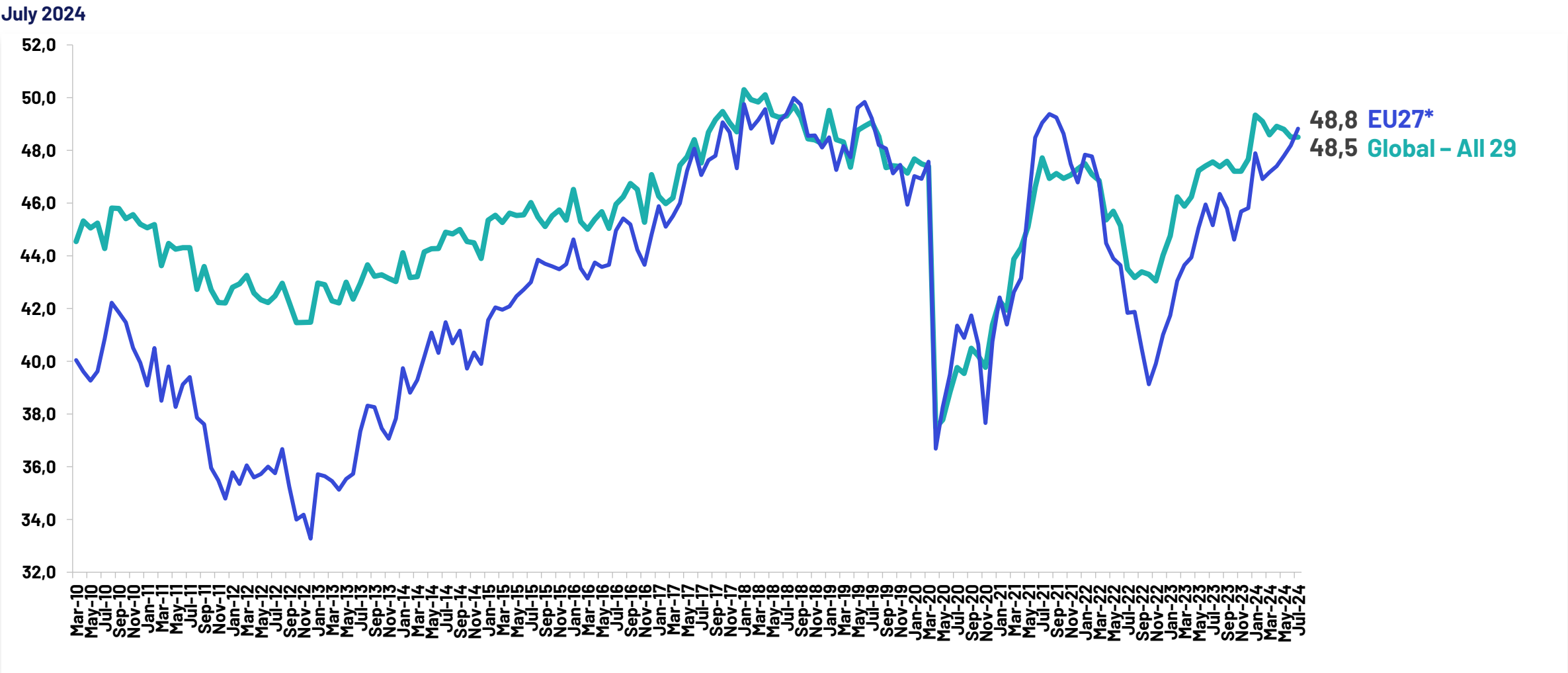


Index based on single-month only data for all months since March 2010
* Global base includes only 20 long-tracked countries; EU27 “like for like” index is the average of indices for BE, FR, DE, HU, IT, PL, ES, and SE



Overall consumer confidence index – 13-year trend

EU 27 and global averages including countries added in 2023



Index based on single-month only data for all months since March 2010

*Averages for any given month based on all countries surveyed that month; EU27 index is the average of indices for BE, FR, DE, HU, IT, PL, ES, and SE from March 2010 to January 2023 and of the same + NL as of February 2023

METHODOLOGY

- These findings are based on data from a monthly 29-country survey conducted by Ipsos on its Global Advisor online survey platform and, in India, on its IndiaBus platform. They are first reported each month by LSEG as the Primary Consumer Sentiment Index (PCSI).
- The results are based on interviews with over 21,200 adults aged 18+ in India, 18-74 in Canada, Israel, Malaysia, South Africa, Turkey, and the United States, 20-74 in Thailand, 21-74 in Indonesia and Singapore, and 16-74 in all other countries.
- The monthly sample consists of 1,000+ individuals each in Australia, Brazil, Canada, France, Germany, Great Britain, Italy, Japan, Spain, and the U.S., and 500+ individuals in each of Argentina, Belgium, Chile, Colombia, Hungary, Indonesia, Israel, Malaysia, Mexico, the Netherlands, Peru, Poland, Singapore, South Africa, South Korea, Sweden, Thailand, and Turkey. The sample in India consists of approximately 2,200 individuals of whom 1,800 were interviewed face-to-face and 400 were interviewed online.
- Samples in Argentina, Australia, Belgium, Canada, France, Germany, Great Britain, Hungary, Italy, Japan, the Netherlands, Poland, South Korea, Spain, Sweden, and the U.S. can be considered representative of their general adult populations under the age of 75. Samples in Brazil, Chile, Colombia, Indonesia, Israel, Malaysia, Mexico, Peru, Singapore, South Africa, Thailand, and Turkey are more urban, more educated, and/or more affluent than the general population. The survey results for these countries should be viewed as reflecting the views of the more “connected” segment of their populations. India’s sample represents a large subset of its urban population – social economic classes A/B/C in metros and tier 1-3 town classes across all four zones.
- The data is weighted so that the composition of the sample in each country best reflects the demographic profile of the adult population according to the most recent census data.
- The global indices and averages reported here reflect the average result for all the countries and markets in which the survey was conducted. They have not been adjusted to the population size of each country or market and are not intended to suggest “total” results.
- Sample surveys and polls may be subject to other sources of error, including, but not limited to coverage error, and measurement error. The precision of Ipsos online surveys is calculated using a Bayesian credibility interval with a survey of N=1,000 being accurate to +/- 3.5 percentage points and a survey of N=500 being accurate to +/- 5.0 percentage points. For more information on credibility intervals, visit [this page](#).
- The LSEG/Ipsos Primary Consumer Sentiment Index (PCSI), ongoing since 2010, is a monthly survey of consumer attitudes on the current and future state of their local economy, personal financial situation, savings, and confidence to make major investments. The PCSI metrics reported each month for each of the countries surveyed consist of a “Primary Index” based on all 10 questions below and of several “sub-indices” each based on a subset of these 10 questions.
- The publication of these findings abides by local rules and regulations

COUNTRIES TRACKED (since March 2010 unless otherwise specified)

Countries	Asia-Pacific	EU + GB	Latin America	North America	Middle East - Africa	G7
Argentina			x			
Australia	x					
Belgium		x				
Brazil			x			
Canada				x		x
Chile			x (added Feb '23)			
Colombia			x (added Feb '23)			
France		x				x
Germany		x				x
Great Britain		x				x
Hungary		x				
India	x (modified Feb '23)					
Indonesia	x (added Feb '23)					
Israel					x (added Feb '15)	
Italy		x				x
Japan	x					x
Malaysia	x (added Feb '23)					
Mexico			x			
Netherlands		x (added Feb '23)				
Peru			x (added Feb '23)			
Poland		x				
Singapore	x (added Feb '23)					
South Africa					x	
South Korea	x					
Spain		x				
Sweden		x				
Thailand	x (added Feb '23)					
Turkey					x	
United States				x		x

The regional and global averages reported in this document do not include data from any country or territory other than those listed in the above table.

CONTACT



Chris Jackson

Senior Vice President, US Public Affairs, Ipsos



chris.jackson@ipsos.com



Johnny Sawyer

Senior Research Manager, US Public Affairs, Ipsos



johnny.sawyer@ipsos.com