

WHAT WORRIES THE WORLD?

ARGENTINA REPORT

July 2024

ARGENTINA SUMMARY: JULY 2024

Top five worries

Q: Which three of the following topics do you find the most worrying in your country?

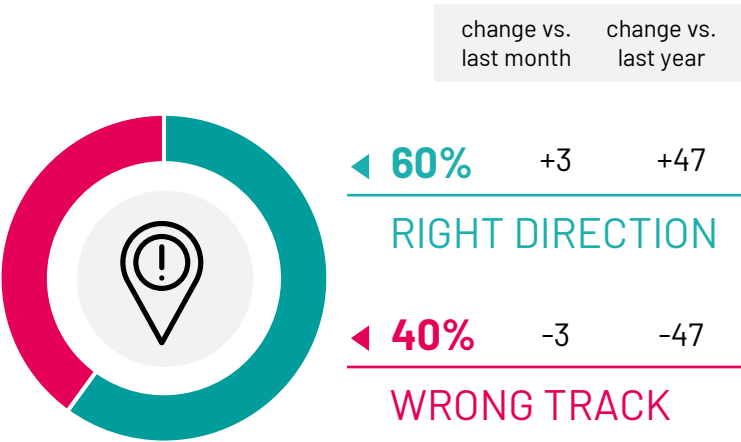
		change vs. last month	change vs. last year
Inflation	<div></div> 48%	-3	-20
Unemployment	<div></div> 48%	+1	+17
Poverty & social inequality	<div></div> 39%	-2	+4
Crime & violence	<div></div> 39%	=	-6
Financial/political corruption	<div></div> 27%	+5	-6

Base: Representative sample of Argentinian adults aged 16-74. c.500 per month

Source: Ipsos Global Advisor. Global score is a Global Country Average. See methodology for details. Filter: Country: Argentina | Current Wave: Jul 24

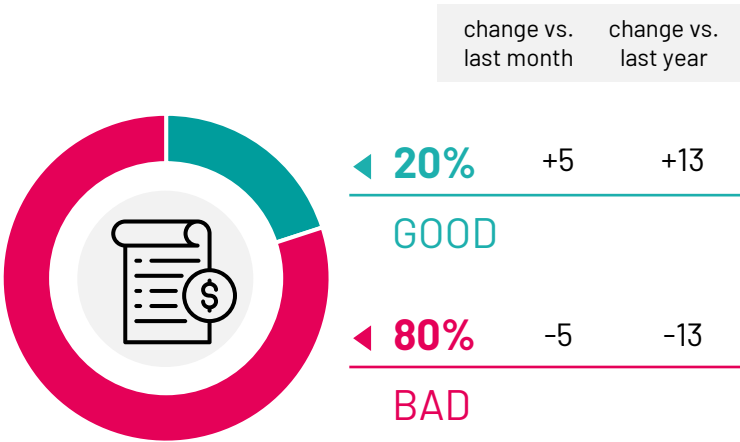
State of the country

Q: Generally speaking, would you say things in this country are heading in the right direction, or are they off on the wrong track?



State of the economy

Q: How would you describe the current economic situation in your country?



WORLD SUMMARY: JULY 2024

Top five worries

Q: Which three of the following topics do you find the most worrying in your country?

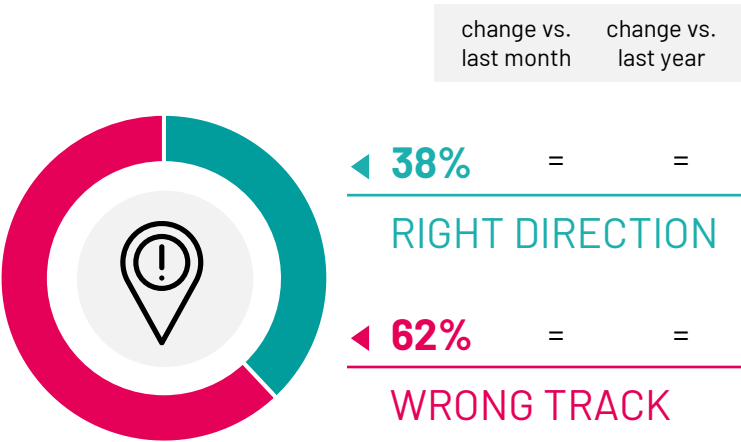
		change vs. last month	change vs. last year
Inflation	<div></div> 33%	=	-5
Crime & violence	<div></div> 30%	=	-1
Poverty & social inequality	<div></div> 29%	=	-1
Unemployment	<div></div> 28%	+1	+2
Financial/political corruption	<div></div> 26%	+1	=

Base: Representative sample of 25,520 adults aged 16-74 in 30 participating countries, May 24th 2024 - June 7th 2024.

Source: Ipsos Global Advisor. Global score is a Global Country Average. See methodology for details. Filter: Country: World | Current Wave: Jul 24

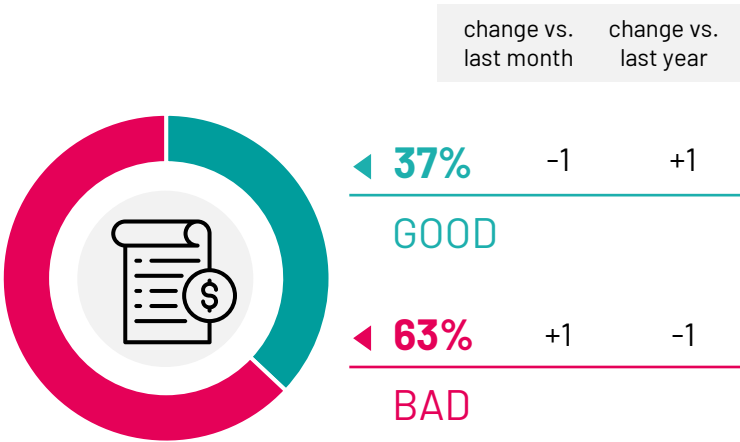
State of the country

Q: Generally speaking, would you say things in this country are heading in the right direction, or are they off on the wrong track?



State of the economy

Q: How would you describe the current economic situation in your country?



DIRECTION OF TRAVEL

- Country comparisons
- Trends over time: Argentina
- Trends over time: World

Right vs. Wrong Direction Monitor

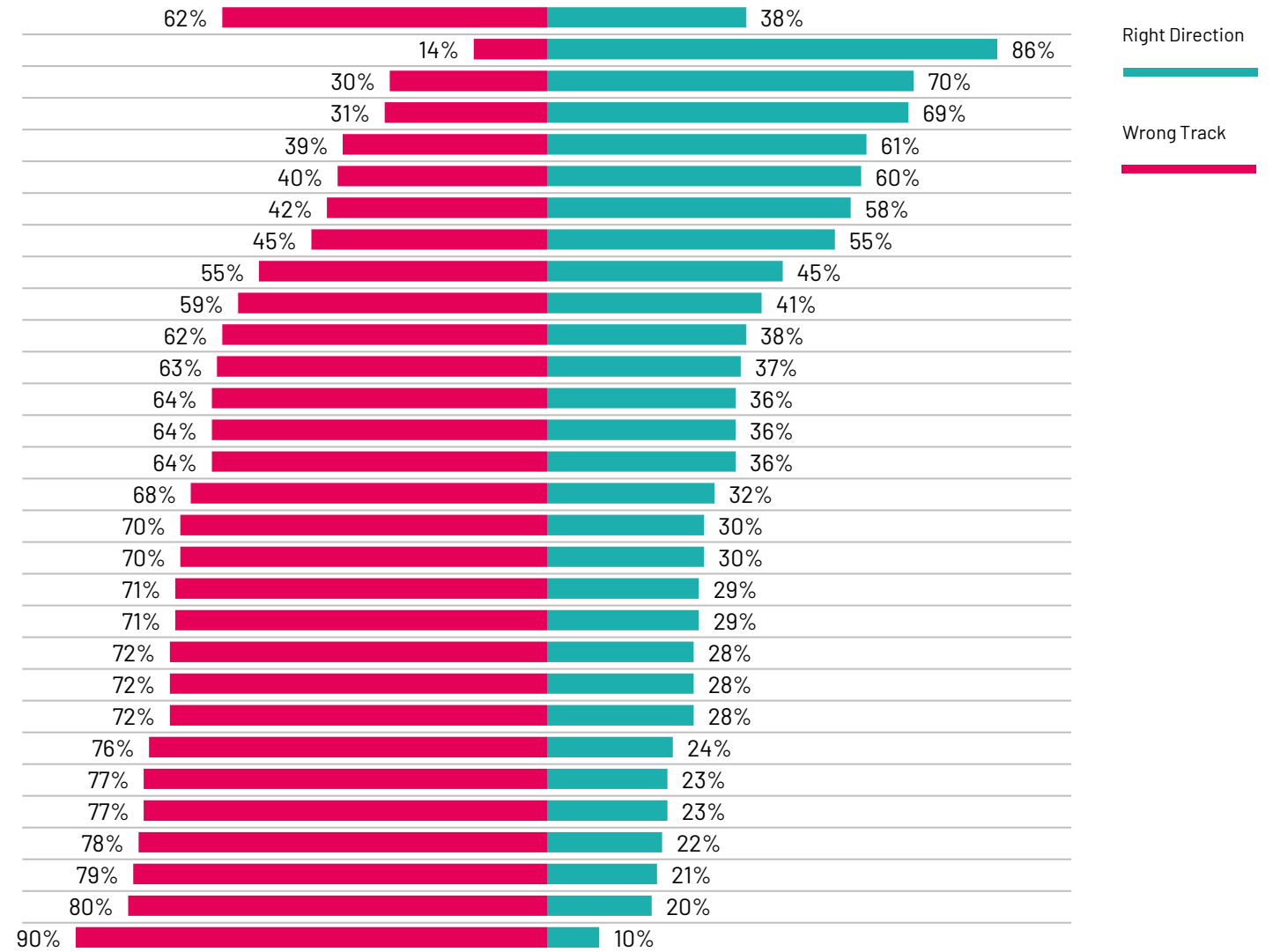
Base: Representative sample of 25,520 adults aged 16-74 in 30 participating countries, May 24th 2024 - June 7th 2024.

Source: Ipsos Global Advisor. Global score is a Global Country Average. See methodology for details. **Filter:** Country: World | Current Wave: Jul 24

Country

World
Singapore
India
Indonesia
Malaysia
Argentina
Mexico
Thailand
Australia
Brazil
Poland
US
Colombia
Spain
South Africa
Belgium
Sweden
Italy
Netherlands
Canada
Chile
Great Britain
Germany
Türkiye
South Korea
Hungary
Japan
Israel
France
Peru

Q: Would you say things in this country are heading in the right direction, or are they off on the wrong track? (July 2024)

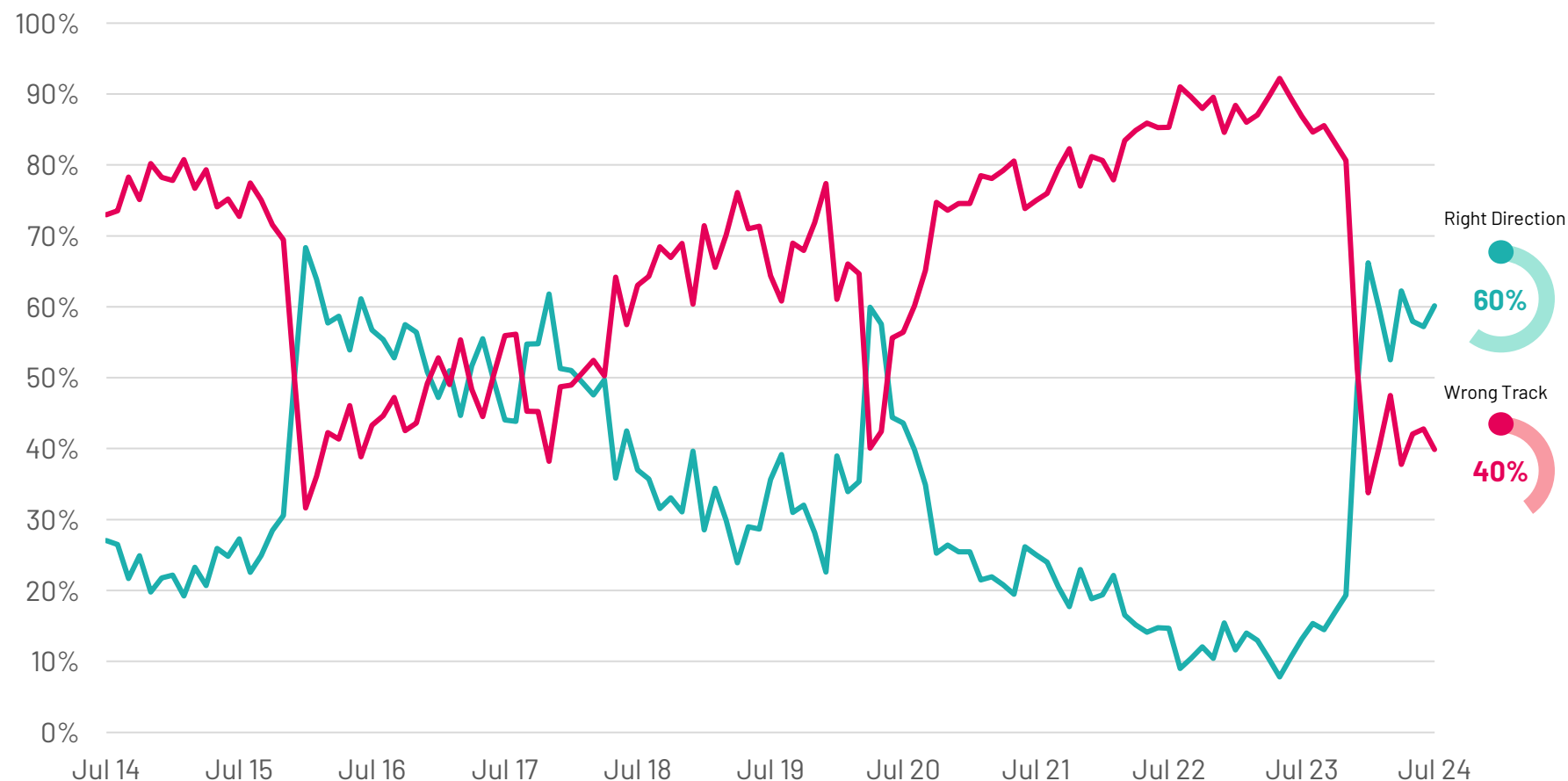


Argentina Right/Wrong Direction

Base: Representative sample of Argentinian adults aged 16-74. c.500 per month

Source: Ipsos Global Advisor. Global score is a Global Country Average. See methodology for details. **Filter:** Country: Argentina | Current Wave: Jul 24

Q: Would you say things in this country are heading in the right direction, or are they off on the wrong track?



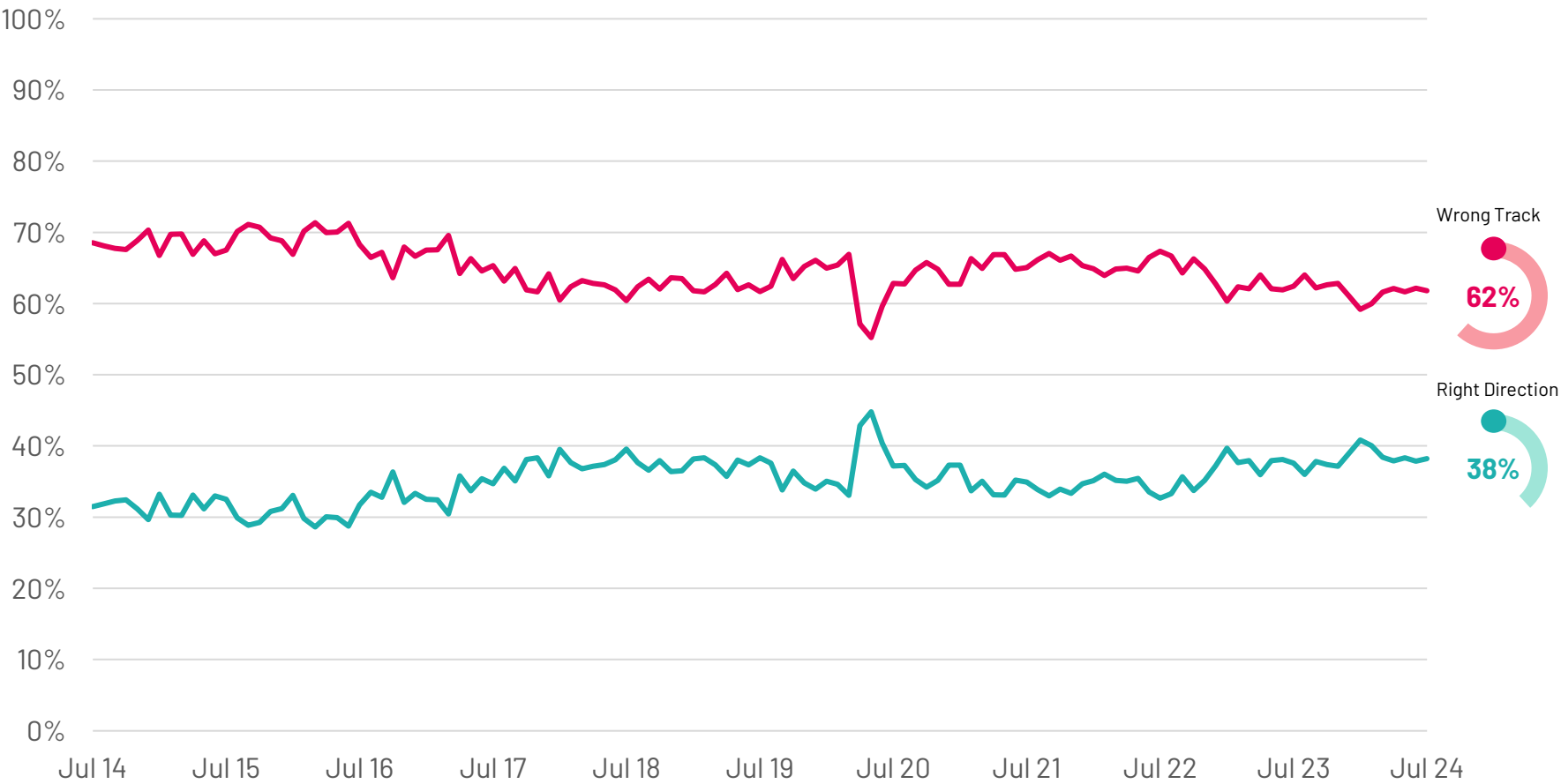
Global Right/Wrong Direction

Global country average score

Base: Representative sample of 25,520 adults aged 16-74 in 30 participating countries, May 24th 2024 - June 7th 2024.

Source: Ipsos Global Advisor. Global score is a Global Country Average. See methodology for details. **Filter:** Country: World | Current Wave: Jul 24

Q: Would you say things in this country are heading in the right direction, or are they off on the wrong track?



ARGENTINA'S WORRIES

- Argentina's top worries
- World's top worries
- Trends over time for worries: Argentina & World

Argentina's Worries

[Commentary]

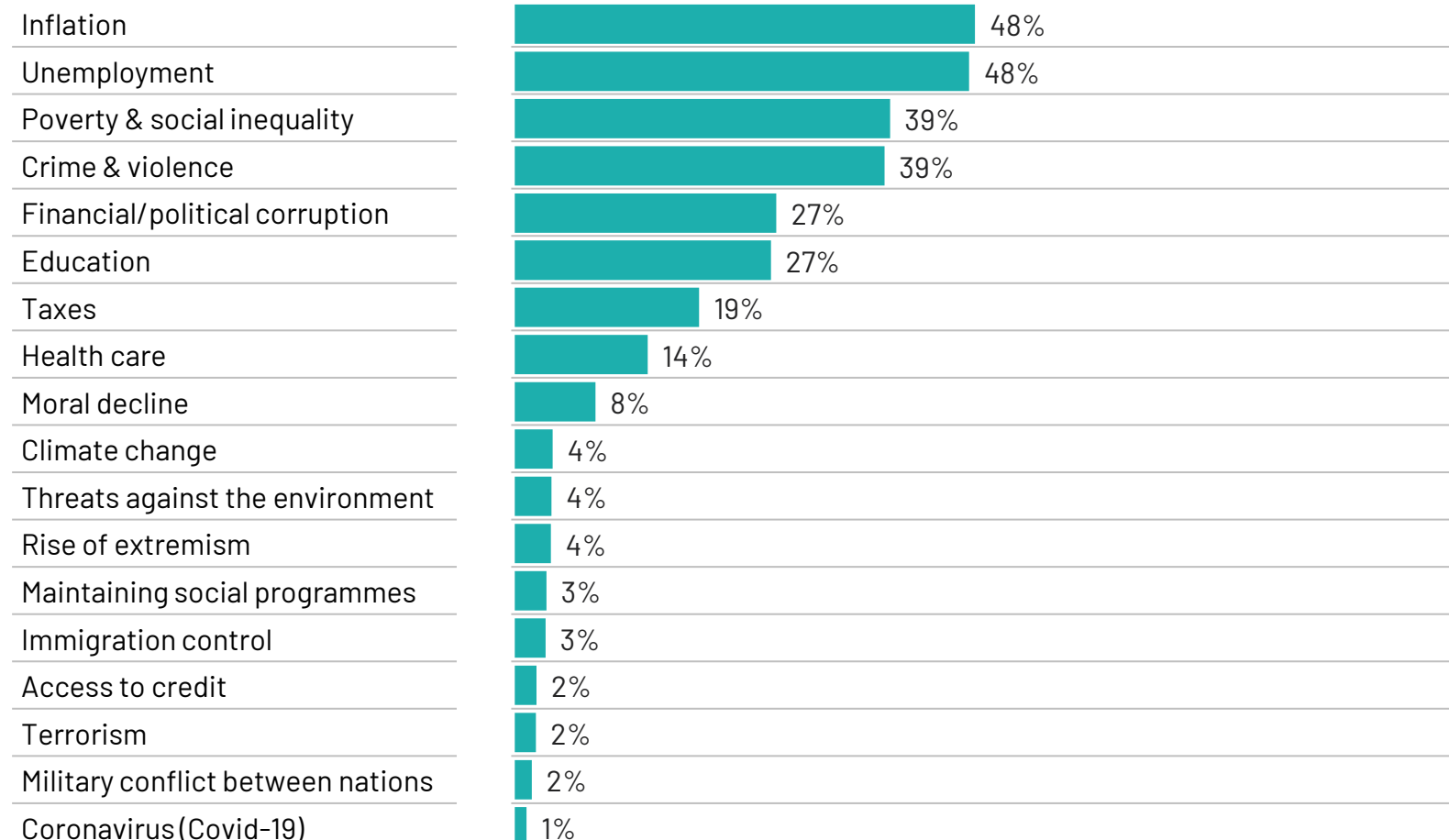
Base: Representative sample of Argentinian adults aged 16-74. c.500 per month

Source: Ipsos Global Advisor. Global score is a Global Country Average. See methodology for details. **Filter:** Country: Argentina | Current Wave: Jul 24

Q: Which three of the following topics do you find the most worrying in your country?

Worry

% mentioned in July 2024 (global country average)



World Worries

[Commentary]

Base: Representative sample of 25,520 adults aged 16-74 in 30 participating countries, May 24th 2024 - June 7th 2024.

Source: Ipsos Global Advisor. Global score is a Global Country Average. See methodology for details. **Filter:** Country: World | Current Wave: Jul 24

Q: Which three of the following topics do you find the most worrying in your country?

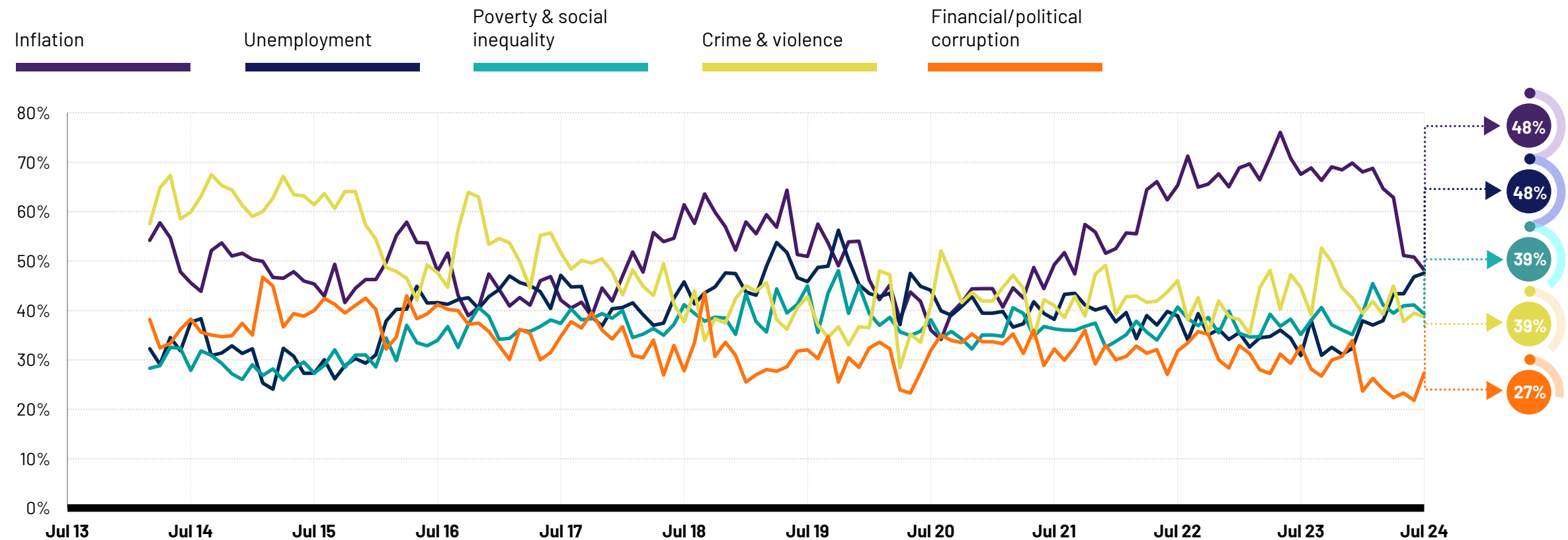
Worry

% mentioned in July 2024 (global country average)

Inflation	33%
Crime & violence	30%
Poverty & social inequality	29%
Unemployment	28%
Financial/political corruption	26%
Health care	23%
Immigration control	17%
Climate change	17%
Taxes	16%
Education	14%
Moral decline	10%
Military conflict between nations	10%
Rise of extremism	9%
Threats against the environment	9%
Terrorism	8%
Maintaining social programmes	7%
Coronavirus (Covid-19)	4%
Access to credit	2%

Argentina's current top five worries: long-term trend

Q: Which three of the following topics do you find the most worrying in your country?



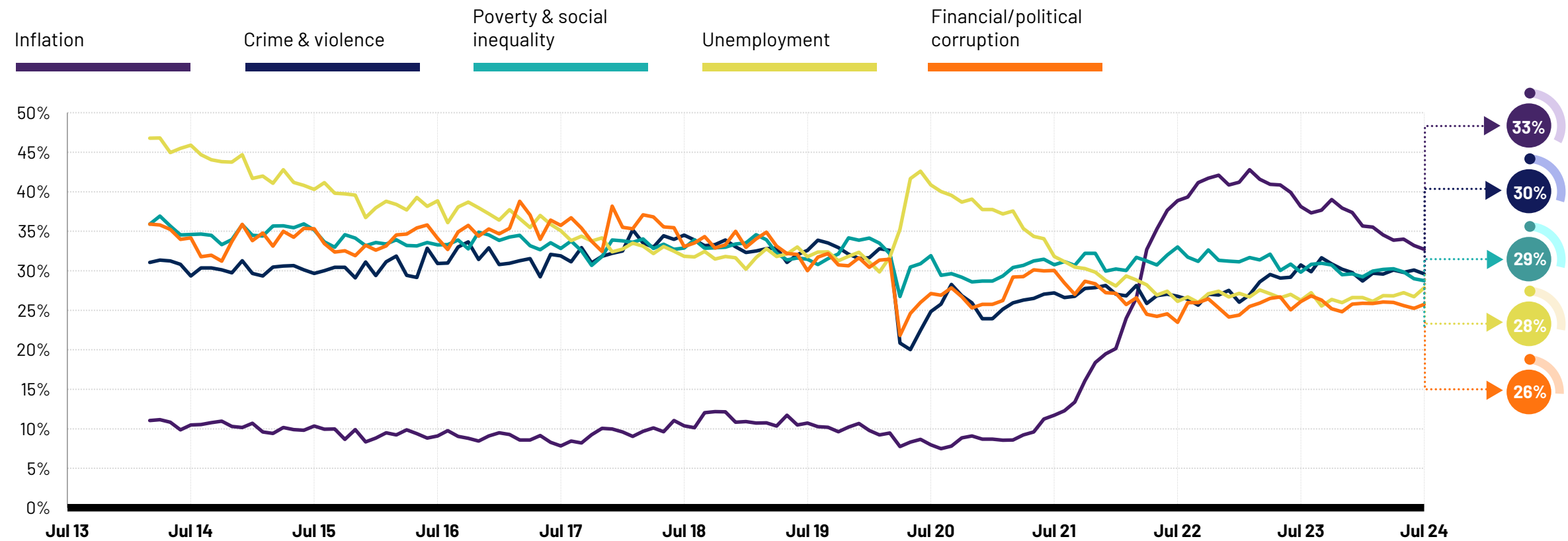
Base: Representative sample of Argentinian adults aged 16-74. c.500 per month

Source: Ipsos Global Advisor. Global score is a Global Country Average. See methodology for details. Filter: Country: Argentina | Current Wave: Jul 24



World's current top five worries: long-term trend

Q: Which three of the following topics do you find the most worrying in your country? Global country average



Base: Representative sample of 25,520 adults aged 16-74 in 30 participating countries, May 24th 2024 – June 7th 2024.
Source: Ipsos Global Advisor. Global score is a Global Country Average. See methodology for details. **Filter:** Country: World | Current Wave: Jul 24



WORLD WORRIES COUNTRY COMPARISON

- Country comparison of all 18 concerns

1. Inflation

[Commentary]

Base: Representative sample of 25,520 adults aged 16-74 in 30 participating countries, May 24th 2024 - June 7th 2024.

Source: Ipsos Global Advisor. Global score is a Global Country Average. See methodology for details. **Filter:** Country: World | Current Wave: Jul 24

Country

Country		Change from 12-month last month	change
World	33%	=	-5
Türkiye	56%	-2	-3
Canada	51%	-3	+1
US	50%	+4	+5
Singapore	48%	+2	-9
Australia	48%	=	-5
Argentina	48%	-3	-20
South Korea	40%	+1	+7
Poland	39%	+1	-20
India	38%	=	-7
France	36%	-4	-2
Hungary	36%	+2	-8
Malaysia	34%	+5	-6
Great Britain	32%	+5	-14
Colombia	31%	+1	-5
Thailand	30%	-4	+8
Mexico	30%	+7	-4
Chile	30%	=	-5
Japan	30%	-4	+5
Italy	27%	+1	-3
Belgium	27%	-2	-2
Spain	25%	-3	-8
Brazil	25%	+1	=
Germany	25%	-5	-16
South Africa	25%	+4	-5
Israel	19%	-4	-5
Indonesia	19%	-1	+5
Netherlands	19%	-1	-13
Peru	17%	-9	-10
Sweden	14%	-3	-19

2. Crime & violence

[Commentary]

Base: Representative sample of 25,520 adults aged 16-74 in 30 participating countries, May 24th 2024 - June 7th 2024.

Source: Ipsos Global Advisor. Global score is a Global Country Average. See methodology for details. **Filter:** Country: World | Current Wave: Jul 24

Country

		Change from 12-month last month change	
World	30%	=	-1
Chile	57%	-10	-2
Peru	57%	=	=
Sweden	57%	-4	-4
Mexico	57%	+9	+4
South Africa	53%	+1	=
Colombia	40%	+7	+3
Brazil	39%	-3	+1
Argentina	39%	=	-6
Australia	34%	+2	+7
US	32%	-1	+1
France	30%	-1	-19
Israel	29%	+6	-19
Germany	29%	-1	+5
Thailand	27%	-1	-1
Great Britain	25%	-1	+2
Italy	25%	+2	+5
Belgium	23%	-5	-2
Indonesia	22%	+1	-11
Spain	22%	+3	+5
Malaysia	22%	-5	+6
India	21%	-1	-3
Canada	21%	+1	+1
Türkiye	20%	-2	+3
Netherlands	18%	-3	-2
South Korea	17%	-3	-4
Japan	14%	-3	-7
Poland	13%	+4	+8
Hungary	9%	-2	+1
Singapore	8%	-3	-2

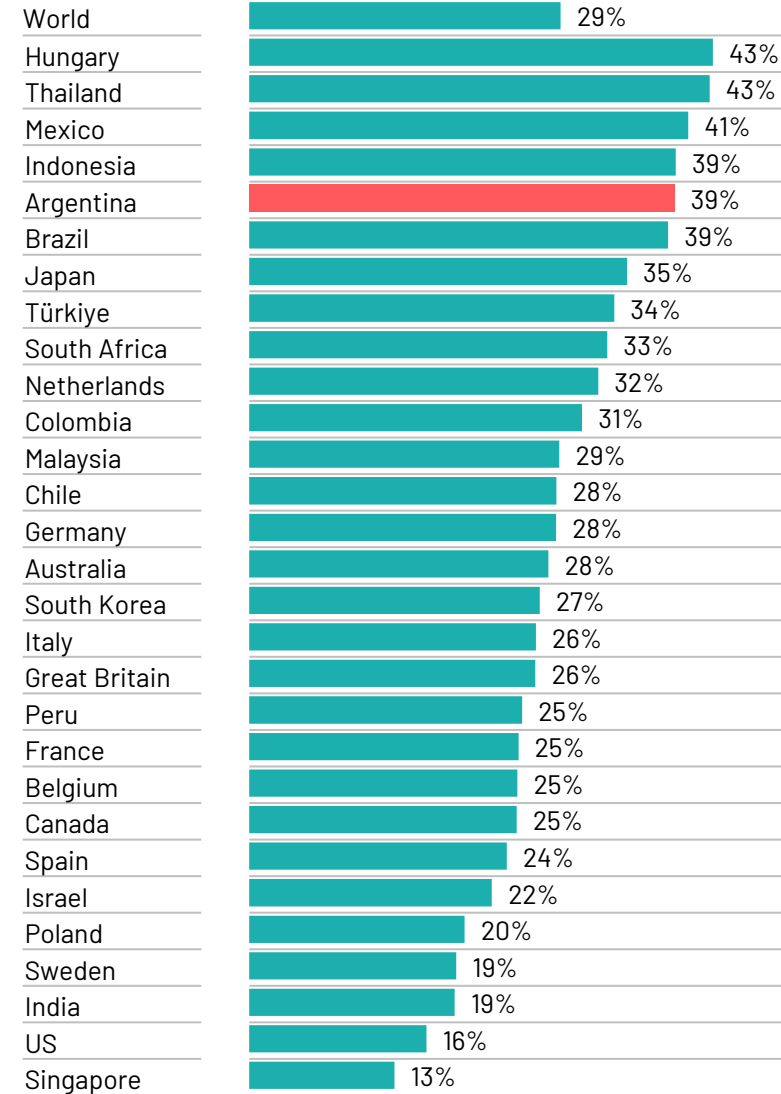
3. Poverty & social inequality

[Commentary]

Base: Representative sample of 25,520 adults aged 16-74 in 30 participating countries, May 24th 2024 - June 7th 2024.

Source: Ipsos Global Advisor. Global score is a Global Country Average. See methodology for details. **Filter:** Country: World | Current Wave: Jul 24

Country



Change from 12-month last month change

=	-1
+3	+2
+4	+6
+16	+8
-1	+7
-2	+4
+1	-2
-1	-2
+2	+6
-1	-1
-2	-8
-2	-4
-1	-2
+4	-3
-6	-3
-3	+1
+1	+1
-1	-2
-1	-8
-9	-4
=	=
=	+1
-1	-4
-2	-6
+4	-6
-2	=
-1	-5
=	-3
-5	-3
-3	-3

4. Unemployment

[Commentary]

Base: Representative sample of 25,520 adults aged 16-74 in 30 participating countries, May 24th 2024 - June 7th 2024.

Source: Ipsos Global Advisor. Global score is a Global Country Average. See methodology for details. **Filter:** Country: World | Current Wave: Jul 24

Country

Country		Change from 12-month	
		last month	change
World	28%	+1	+2
South Africa	66%	+5	-2
Colombia	52%	+3	+11
Argentina	48%	+1	+17
Indonesia	46%	+7	=
Singapore	42%	+10	+7
Peru	41%	-5	+8
Mexico	40%	+5	+6
India	39%	+4	-1
Spain	35%	+2	-5
Italy	33%	-1	-5
Malaysia	33%	+3	-1
Chile	32%	+1	+3
South Korea	30%	-8	-9
Thailand	29%	-1	+1
Türkiye	23%	-3	-2
Brazil	22%	=	-7
Canada	21%	+4	+5
Australia	20%	-3	-3
Poland	18%	+1	+6
Sweden	17%	+3	=
Japan	17%	=	-3
Belgium	16%	+2	=
US	16%	-1	=
Hungary	16%	=	+5
Israel	15%	+3	+4
Great Britain	14%	=	+2
France	10%	-1	+1
Germany	8%	=	=
Netherlands	7%	=	+4

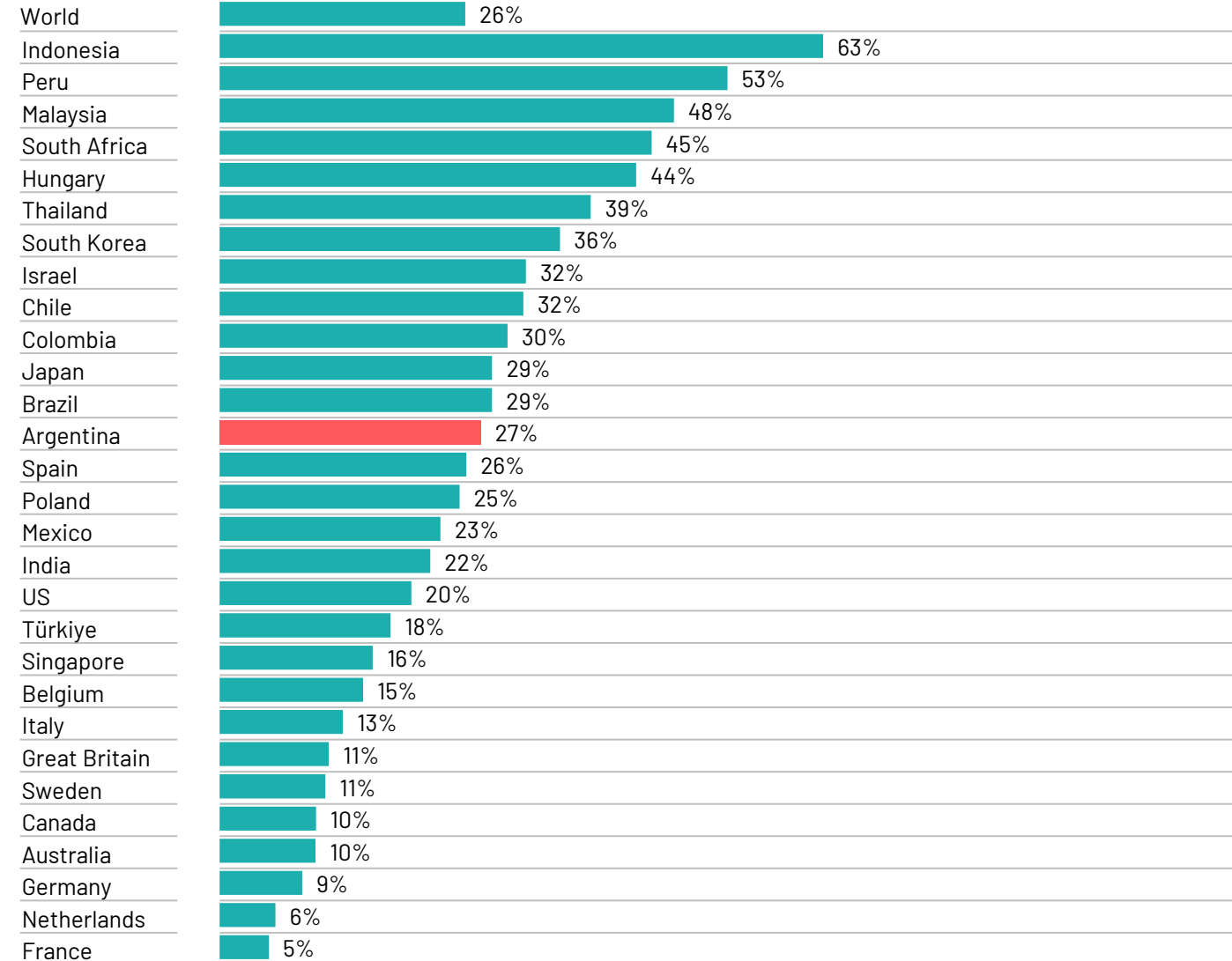
5. Financial/political corruption

[Commentary]

Base: Representative sample of 25,520 adults aged 16-74 in 30 participating countries, May 24th 2024 - June 7th 2024.

Source: Ipsos Global Advisor. Global score is a Global Country Average. See methodology for details. **Filter:** Country: World | Current Wave: Jul 24

Country



Change from 12-month last month change

+1	=
+6	+9
+1	+3
+8	-2
-5	-10
-1	-2
+1	-4
+4	+2
-3	+2
+6	+3
-1	-3
+4	+16
+2	+1
+5	-6
-1	+6
-4	-3
+6	+2
-1	-5
+1	-1
-7	+2
+7	+5
+1	-6
=	+2
-5	-8
-2	+2
-2	-2
+1	-2
+1	-2
-2	-6
-4	-4

6. Health care

[Commentary]

Base: Representative sample of 25,520 adults aged 16-74 in 30 participating countries, May 24th 2024 - June 7th 2024.

Source: Ipsos Global Advisor. Global score is a Global Country Average. See methodology for details. **Filter:** Country: World | Current Wave: Jul 24

Country

Country		Change from 12-month last month	change
World	23%	=	+2
Hungary	61%	-1	+6
Great Britain	50%	+10	+11
Singapore	44%	+18	+19
Canada	40%	-3	-4
Poland	35%	+2	-2
Brazil	34%	-4	-3
Italy	34%	-4	+6
Spain	32%	+8	-2
Australia	31%	+2	-3
France	30%	+5	+12
Netherlands	30%	=	=
Sweden	27%	+1	+3
Colombia	22%	-5	+6
Belgium	21%	=	+5
US	21%	-3	-3
South Korea	18%	+1	+12
Peru	17%	+4	+1
Germany	17%	+1	-2
Mexico	16%	-6	-2
Chile	15%	+1	-3
South Africa	14%	+1	+2
Argentina	14%	=	+6
India	13%	-2	+3
Japan	9%	-2	-3
Malaysia	9%	-2	-2
Thailand	8%	-2	-1
Indonesia	8%	+1	+4
Israel	6%	+2	-3
Türkiye	5%	+1	+3

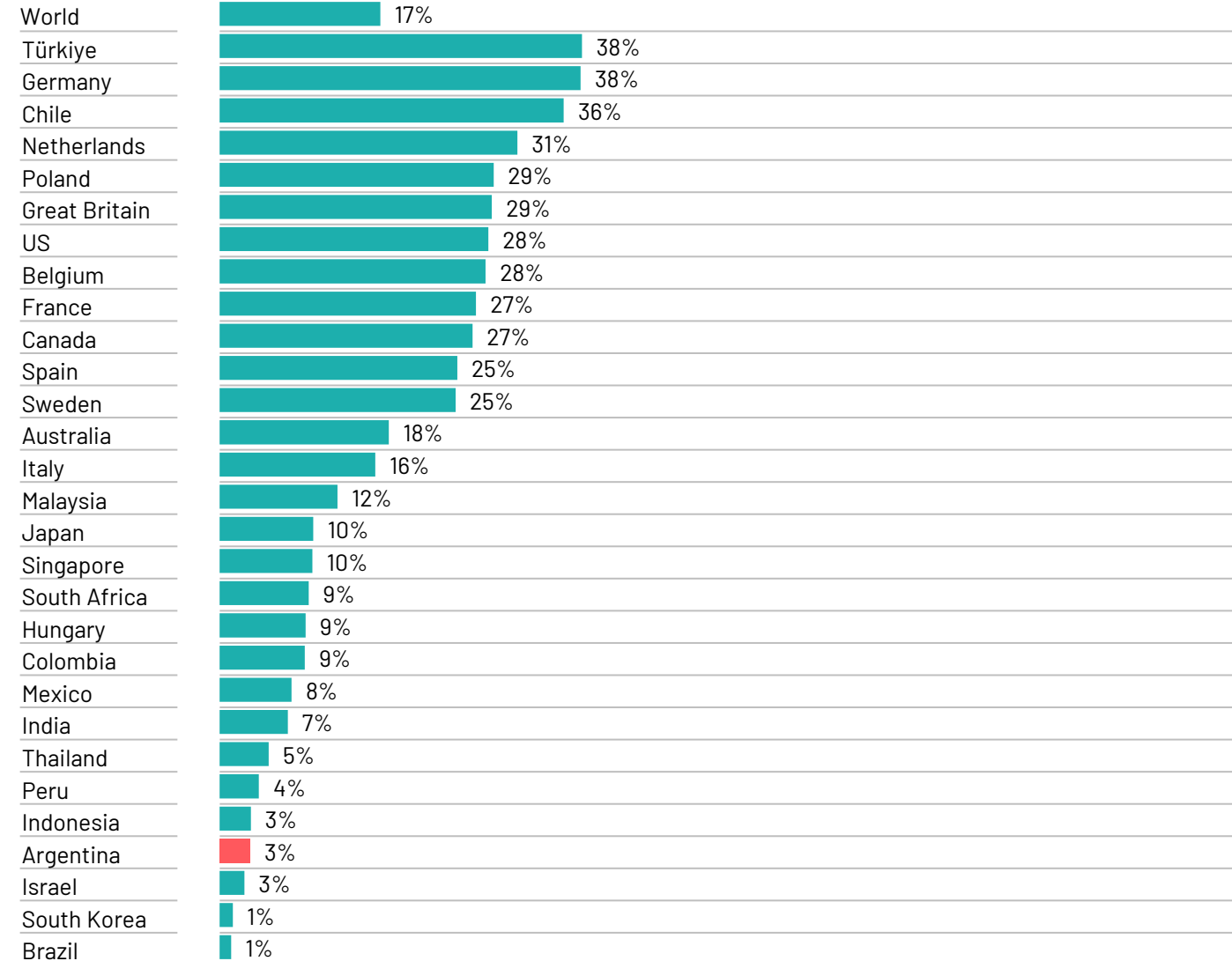
7. Immigration control

[Commentary]

Base: Representative sample of 25,520 adults aged 16-74 in 30 participating countries, May 24th 2024 - June 7th 2024.

Source: Ipsos Global Advisor. Global score is a Global Country Average. See methodology for details. **Filter:** Country: World | Current Wave: Jul 24

Country



Change from 12-month last month change

=	+3
-2	-10
+2	+2
-11	+8
=	+4
+10	+19
-3	+6
+3	+11
-5	+3
=	+3
+5	+17
+3	+15
+1	+6
-2	+8
+1	-3
+1	+3
=	+3
-9	=
-5	=
=	+1
+2	+2
+5	+4
=	+3
+1	+1
-1	-12
+1	+1
+1	+1
=	-2
-1	-1
=	-1

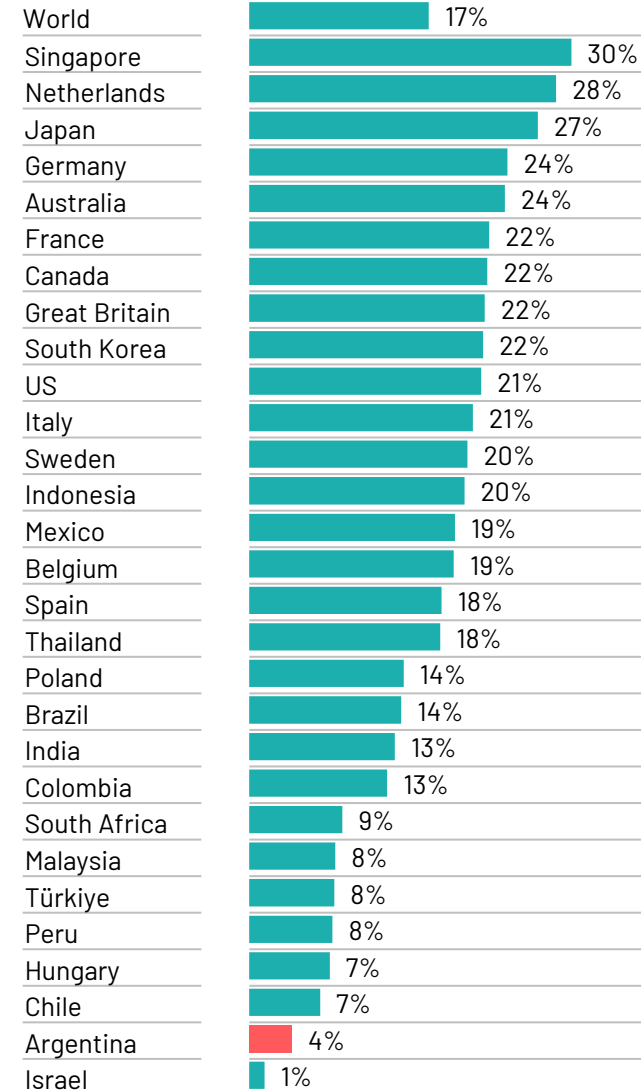
8. Climate change

[Commentary]

Base: Representative sample of 25,520 adults aged 16-74 in 30 participating countries, May 24th 2024 - June 7th 2024.

Source: Ipsos Global Advisor. Global score is a Global Country Average. See methodology for details. **Filter:** Country: World | Current Wave: Jul 24

Country



Change from 12-month last month change

=	=
-4	-1
=	-1
+1	+2
-2	-4
+2	-1
+3	-3
=	-5
+2	+2
+3	+2
+3	+2
-2	+1
+2	+3
=	+5
-7	-3
-2	-6
=	=
-6	+2
+1	+1
-5	+7
=	+4
+3	+2
+2	+4
-1	-2
+1	-1
-1	-4
-1	-2
=	-2
-1	+1
-1	-1

9. Taxes

[Commentary]

Base: Representative sample of 25,520 adults aged 16-74 in 30 participating countries, May 24th 2024 - June 7th 2024.

Source: Ipsos Global Advisor. Global score is a Global Country Average. See methodology for details. **Filter:** Country: World | Current Wave: Jul 24

Country

Country		Change from 12-month last month	change
World	16%	=	=
Belgium	33%	=	+2
Japan	32%	+2	-1
Brazil	28%	+8	+10
Canada	28%	=	+1
Türkiye	25%	+11	+12
Italy	24%	+1	-1
Israel	21%	=	+7
Poland	21%	+4	-1
Argentina	19%	-1	+1
Great Britain	18%	+2	+5
Australia	18%	+2	+3
Singapore	16%	=	-5
France	16%	-2	+2
Spain	16%	-7	-3
Malaysia	15%	+1	+3
Netherlands	14%	+3	-2
South Korea	13%	+1	-3
India	13%	-2	-4
South Africa	12%	+1	+7
Thailand	11%	+3	+1
US	11%	-5	-2
Indonesia	10%	-2	+2
Chile	10%	+3	+3
Germany	9%	-1	-6
Colombia	9%	-9	-7
Sweden	8%	-2	-6
Mexico	7%	-7	-4
Hungary	4%	-1	-2
Peru	4%	+1	=

10. Education

[Commentary]

Base: Representative sample of 25,520 adults aged 16-74 in 30 participating countries, May 24th 2024 - June 7th 2024.

Source: Ipsos Global Advisor. Global score is a Global Country Average. See methodology for details. **Filter:** Country: World | Current Wave: Jul 24

Country

World	14%
Peru	28%
Argentina	27%
India	24%
Brazil	23%
Hungary	22%
Türkiye	20%
Colombia	19%
Belgium	19%
Malaysia	17%
Indonesia	17%
Mexico	16%
Israel	16%
South Africa	15%
Chile	14%
France	13%
Spain	13%
Netherlands	12%
Great Britain	10%
Germany	10%
Thailand	10%
Australia	9%
Italy	9%
Poland	9%
US	8%
Canada	8%
Japan	7%
Sweden	7%
Singapore	6%
South Korea	3%

Change from 12-month last month change

=	-2
+6	+4
=	-2
-2	-8
-1	-3
-1	-4
+5	-2
+2	+4
+4	+5
+4	+1
-4	-3
-12	-7
-2	-6
=	+5
+1	-2
+1	+1
+2	-1
-3	-2
+2	+1
+2	=
+1	-1
=	+1
+2	-1
=	-4
=	-3
-3	-3
+1	-1
+1	-2
-3	-5
-2	-5

11. Moral decline

[Commentary]

Base: Representative sample of 25,520 adults aged 16-74 in 30 participating countries, May 24th 2024 - June 7th 2024.

Source: Ipsos Global Advisor. Global score is a Global Country Average. See methodology for details. **Filter:** Country: World | Current Wave: Jul 24

Country

World	10%
Netherlands	20%
South Korea	16%
Japan	16%
Thailand	16%
US	14%
France	12%
Indonesia	12%
Germany	12%
Malaysia	11%
Italy	11%
Poland	11%
Spain	11%
Hungary	10%
Great Britain	10%
Belgium	10%
Australia	10%
Sweden	9%
Canada	9%
Argentina	8%
Peru	8%
Türkiye	8%
India	8%
Singapore	6%
Chile	6%
Israel	6%
Mexico	6%
Brazil	5%
South Africa	3%
Colombia	3%

Change from 12-month last month change

=	-1
+6	+4
-2	=
+2	+1
-2	-6
+3	-2
-2	-5
-4	-7
+2	+1
-4	-4
+2	+1
+2	+1
+3	+5
+1	-4
-1	-1
+2	-2
=	-1
=	=
-1	-2
=	-1
+3	=
+1	+3
-1	+3
-3	-7
=	-2
-7	-7
=	-1
+2	=
-2	-2
=	-3

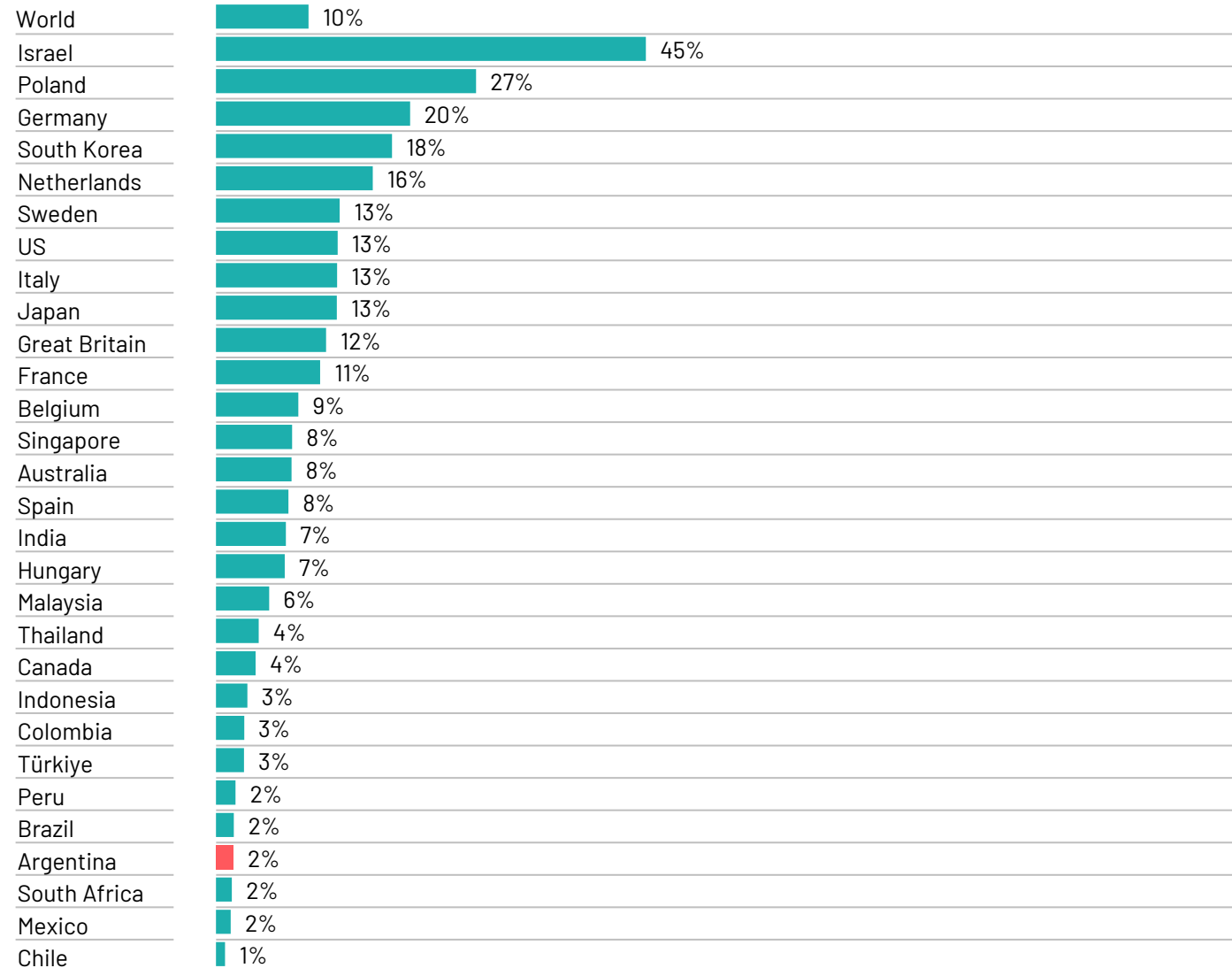
12. Military conflict between nations

[Commentary]

Base: Representative sample of 25,520 adults aged 16-74 in 30 participating countries, May 24th 2024 - June 7th 2024.

Source: Ipsos Global Advisor. Global score is a Global Country Average. See methodology for details. **Filter:** Country: World | Current Wave: Jul 24

Country



Change from 12-month last month change

=	+3
+12	+31
-8	=
-3	+4
+3	+6
-3	+8
+1	+4
=	+5
-5	+1
+1	-2
-3	+3
=	+5
-5	-1
+3	=
=	+1
-4	=
-1	+1
=	-1
=	+2
-1	-3
=	=
=	=
-3	=
+2	+1
-1	+1
=	=
=	+1
+1	+1
=	-2
=	=

13. Rise of extremism

[Commentary]

Base: Representative sample of 25,520 adults aged 16-74 in 30 participating countries, May 24th 2024 - June 7th 2024.

Source: Ipsos Global Advisor. Global score is a Global Country Average. See methodology for details. **Filter:** Country: World | Current Wave: Jul 24

Country

World	9%
Netherlands	23%
Germany	21%
France	20%
Israel	18%
Sweden	18%
Belgium	17%
US	13%
Spain	12%
Malaysia	11%
Great Britain	11%
India	9%
South Korea	9%
Italy	8%
Australia	8%
Canada	8%
Poland	7%
Brazil	7%
Türkiye	6%
Singapore	5%
Thailand	4%
Chile	4%
Hungary	4%
Argentina	4%
Japan	4%
Peru	2%
Indonesia	2%
Colombia	2%
Mexico	1%
South Africa	1%

Change from 12-month last month change

=	+1
+3	+11
-2	+8
+5	+7
-2	-2
-1	+8
+5	+4
-3	-4
+2	-2
-4	-4
+3	+4
=	+3
+2	=
+1	+2
-2	+2
+1	=
-3	+1
+2	-1
=	+2
-1	=
=	-5
-1	-1
-1	=
+1	+2
=	+1
=	-2
-3	-4
=	-4
-3	-1
=	=

14. Threats against the environment

[Commentary]

Base: Representative sample of 25,520 adults aged 16-74 in 30 participating countries, May 24th 2024 - June 7th 2024.

Source: Ipsos Global Advisor. Global score is a Global Country Average. See methodology for details. **Filter:** Country: World | Current Wave: Jul 24

Country

World	9%
Netherlands	15%
India	14%
Germany	14%
Sweden	14%
France	13%
Mexico	12%
Brazil	11%
South Korea	11%
Indonesia	11%
Thailand	11%
Peru	10%
Italy	9%
Japan	9%
Colombia	9%
Belgium	8%
Great Britain	8%
Israel	8%
Malaysia	8%
Australia	8%
Spain	8%
US	7%
Canada	7%
Poland	7%
Singapore	6%
Hungary	6%
Chile	5%
Argentina	4%
Türkiye	3%
South Africa	2%

Change from 12-month last month change

=	=
+1	+1
=	+4
+3	+1
+3	+4
+4	-2
-5	-1
-3	=
+1	-3
+2	+4
+2	+4
-1	+6
=	-3
=	=
=	+2
+1	-4
-1	=
+2	+3
=	=
-1	-2
+2	=
-1	-3
+2	-4
-1	-2
-6	=
+2	+2
=	-2
+2	=
+1	-2
-2	=

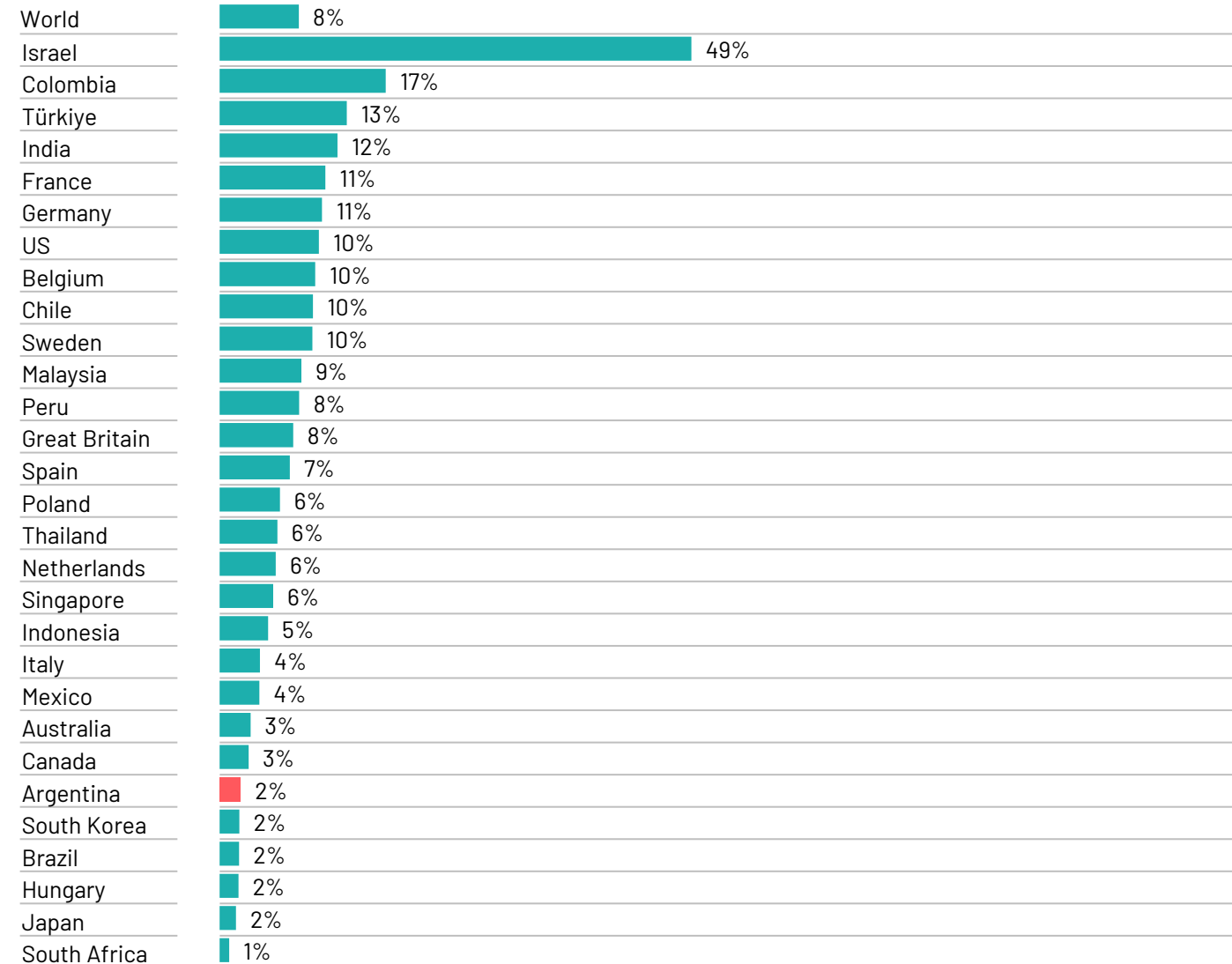
15. Terrorism

[Commentary]

Base: Representative sample of 25,520 adults aged 16-74 in 30 participating countries, May 24th 2024 - June 7th 2024.

Source: Ipsos Global Advisor. Global score is a Global Country Average. See methodology for details. **Filter:** Country: World | Current Wave: Jul 24

Country



Change from 12-month last month change

-1	+1
-11	+8
+2	+2
-1	-4
-3	-7
-5	+3
=	+6
+3	+5
+1	+2
+2	+3
-4	+2
-1	+3
+3	+2
-1	+3
-3	+4
+2	=
-1	-1
-1	+3
-2	+2
-4	-4
-1	+1
-4	-1
-1	=
=	+1
-2	+1
=	=
=	-1
+1	-1
=	-1
-1	=

16. Maintaining social programmes

[Commentary]

Base: Representative sample of 25,520 adults aged 16-74 in 30 participating countries, May 24th 2024 - June 7th 2024.

Source: Ipsos Global Advisor. Global score is a Global Country Average. See methodology for details. **Filter:** Country: World | Current Wave: Jul 24

Country

World	7%
Japan	17%
Sweden	16%
South Korea	15%
Thailand	13%
Mexico	10%
Italy	9%
Netherlands	9%
Poland	7%
Spain	7%
Indonesia	7%
India	7%
Germany	7%
Australia	6%
Great Britain	6%
Singapore	5%
Malaysia	5%
Chile	5%
Hungary	5%
Canada	5%
Belgium	5%
Brazil	4%
US	4%
France	4%
Argentina	3%
South Africa	3%
Israel	3%
Türkiye	3%
Colombia	2%
Peru	2%

Change from 12-month last month change

=	=
=	-3
+1	+2
-2	-4
+1	+2
+1	+2
=	=
+1	=
-2	-2
=	-1
-2	-2
+1	+3
+1	=
-2	=
-2	-2
+1	-1
=	=
+2	+1
-3	-3
+2	=
+1	=
+1	-1
-1	=
=	+1
=	-2
=	+1
+1	+1
+1	+1
=	-3
=	+1

17. Coronavirus (Covid-19)

[Commentary]

Base: Representative sample of 25,520 adults aged 16-74 in 30 participating countries, May 24th 2024 - June 7th 2024.

Source: Ipsos Global Advisor. Global score is a Global Country Average. See methodology for details. **Filter:** Country: World | Current Wave: Jul 24

Country

World	4%
Singapore	14%
Thailand	12%
Malaysia	9%
India	8%
Indonesia	7%
Mexico	7%
Australia	6%
Türkiye	5%
Japan	4%
US	4%
Chile	4%
Spain	3%
Poland	3%
South Korea	3%
Hungary	3%
Sweden	2%
Brazil	2%
Italy	2%
Germany	2%
France	2%
Canada	2%
Netherlands	2%
Peru	2%
South Africa	2%
Great Britain	1%
Argentina	1%
Belgium	1%
Colombia	1%
Israel	0%

Change from 12-month last month change

=	-1
-1	+1
+3	-1
-4	+1
+2	-2
-2	+2
-2	+2
+2	-2
+1	-1
=	-9
+1	-2
+2	+2
-2	+1
+2	=
=	-3
-2	+2
+1	+1
-1	-4
-1	-1
=	-1
=	=
=	=
=	-1
+1	-1
-1	=
-2	-2
=	=
-1	-1
=	-1
=	=

18. Access to credit

[Commentary]

Base: Representative sample of 25,520 adults aged 16-74 in 30 participating countries, May 24th 2024 - June 7th 2024.

Source: Ipsos Global Advisor. Global score is a Global Country Average. See methodology for details. **Filter:** Country: World | Current Wave: Jul 24

Country

World	2%
India	7%
Türkiye	6%
Belgium	4%
Thailand	4%
Malaysia	3%
Australia	3%
Poland	3%
US	3%
Brazil	3%
Singapore	3%
Canada	2%
Argentina	2%
Hungary	2%
South Korea	2%
Sweden	2%
Italy	2%
Chile	2%
Germany	2%
France	2%
Japan	2%
South Africa	2%
Colombia	2%
Spain	1%
Indonesia	1%
Great Britain	1%
Netherlands	1%
Peru	1%
Mexico	0%
Israel	0%

Change from 12-month last month change

-1	=
-1	+3
+2	+2
-1	+3
-1	+2
-1	=
+1	=
-2	-1
+1	+1
+1	=
=	=
=	=
=	=
+1	+1
-2	-1
=	=
-1	-2
=	=
=	+1
-2	=
=	=
=	+1
-2	-1
-1	-1
+1	-1
-2	-2
-1	=
=	=
-2	-1
-1	-1

Methodology

This 29-country Global Advisor survey was conducted between Ovia the Ipsos Online Panel system among 500 adults aged 18-74 in Canada, Israel, Malaysia, South Africa, Türkiye and the United States, 20-74 in Indonesia and Thailand, 21-74 in Singapore, and 16-74 in all other nations.

The "Global Country Average" reflects the average result for all the countries where the survey was conducted. It has not been adjusted to the population size of each country and is not intended to suggest a total result."

The sample consists of approximately 1000+ individuals in each of Australia, Belgium, Brazil, Canada, France, Germany, Great Britain, Italy, Japan, Spain, Sweden, and the US, and approximately 500+ individuals in each of Argentina, Chile, Colombia, Hungary, Indonesia, Israel, Malaysia, Mexico, the Netherlands, Peru, Poland, Singapore, South Africa, South Korea, Thailand and Türkiye.

The sample in India consists of approximately 2,200 individuals, of whom approximately 1,800 were interviewed face-to-face and 400 were interviewed online.

The samples in Argentina, Australia, Belgium, Canada, France, Germany, Great Britain, Hungary, Italy, Japan, the Netherlands, Poland, South Korea, Spain, Sweden, and the US can be taken as representative of these countries' general adult population under the age of 75.

The samples in Brazil, Chile, Colombia, India, Indonesia, Malaysia, Mexico, Peru, Singapore, South Africa, Thailand and Türkiye are more urban, more educated, and/or more affluent than the general population. The survey results for these markets should be viewed as reflecting the views of the more "connected" segment of these populations.

India's sample represents a large subset of its urban population – social economic

classes A, B and C in metros and tier 1-3 town classes across all four zones.

Weighting has been employed to balance demographics and ensure that the sample's composition reflects that of the adult population according to the most recent census data.

The precision of Ipsos online polls are calculated using a credibility interval with a poll of 1,000 accurate to +/- 3.5 percentage points and of 500 accurate to +/- 5.0 percentage points. For more information on the Ipsos use of credibility intervals, please visit the Ipsos website.

Where results do not sum to 100 or the 'difference' appears to be +/-1 more/less than the actual, this may be due to rounding, multiple responses, or the exclusion of don't knows or not stated responses

The publication of these findings abides by local rules and regulations.

