

WORLD AFFAIRS

Citizens of 30 Countries Assess
Threats and Engagement in
International Affairs

Dr. Darrell Bricker
November 2024



CONTENTS

1

Global Threats
Assessment

2

Confidence in
Response to
Threats

3

Global Gap Between
Priority of Threat
and Level of
Preparation

4

Methodology

Global Threats Assessment

Citizens of 30 Countries Assess
Threats and Engagement in
International Affairs

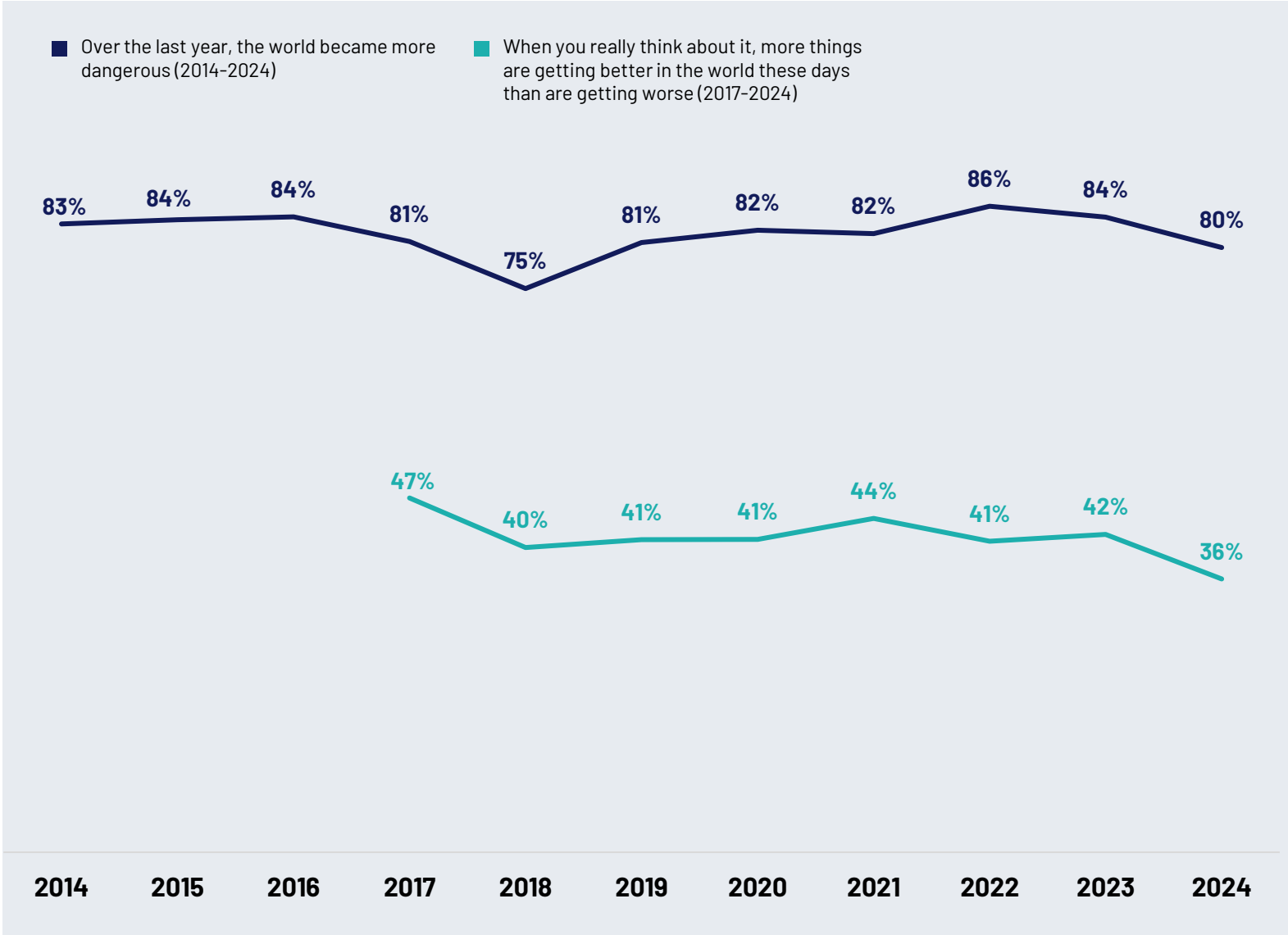


Attitudes about the state of the world over time*

% somewhat/strongly agree

*Change for 20-country average is based on the countries which were in all editions of the Ipsos for the Halifax Security Forum report.

Base: 22,989 online adults under the age of 75 across 30 countries, interviewed 20 September - 4 October, 2024.



Over the last year the world became more dangerous

Base: 22,989 online adults under the age of 75 across 30 countries, interviewed 20 September – 4 October, 2024.

Country

30-country average

Netherlands

South Korea

Great Britain

Argentina

Peru

Poland

Belgium

New Zealand

Germany

Ireland

Türkiye

Canada

France

Sweden

Colombia

Indonesia

United States

Chile

Australia

Hungary

Spain

South Africa

Italy

Singapore

Mexico

Thailand

India

Japan

Malaysia

Brazil

% Somewhat/strongly agree

80%

86%

85%

84%

84%

83%

83%

83%

83%

82%

82%

82%

82%

82%

82%

81%

81%

81%

81%

80%

80%

80%

80%

79%

79%

77%

74%

73%

72%

72%

71%

Change 2023

-4 pp

-1 pp

2 pp

0 pp

-3 pp

-7 pp

-3 pp

-1 pp

-1 pp

-1 pp

-4 pp

-5 pp

-5 pp

-5 pp

-7 pp

-4 pp

8 pp

-3 pp

-6 pp

-2 pp

-6 pp

-1 pp

-6 pp

0 pp

-6 pp

-9 pp

-6 pp

-10 pp

-9 pp

-1 pp

-8 pp



When you really think about it, more things are getting better in the world these days than are getting worse

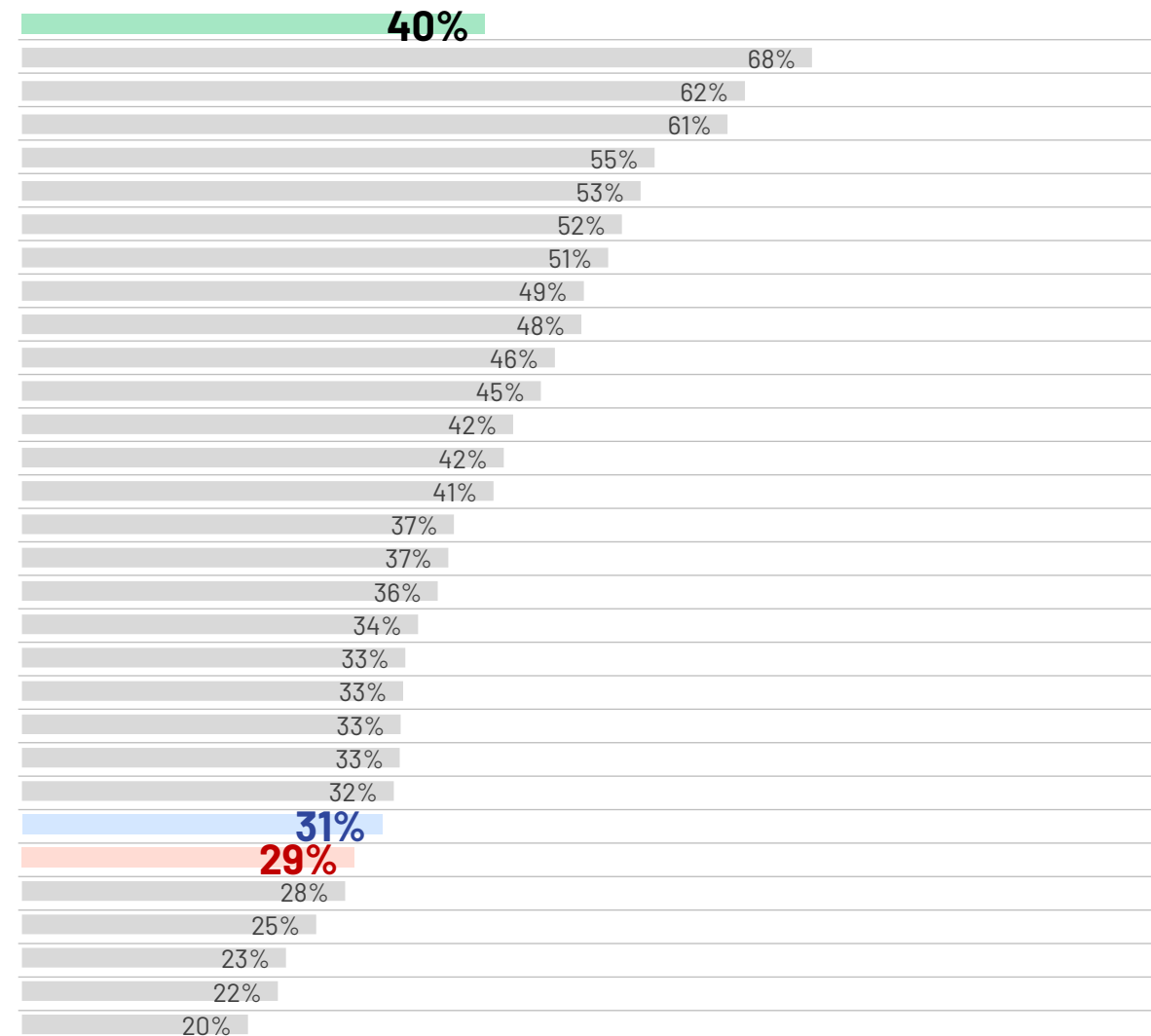
Base: 22,989 online adults under the age of 75 across 30 countries, interviewed 20 September - 4 October, 2024.

Country

30-country average

India
Thailand
Malaysia
Singapore
Mexico
Peru
Indonesia
South Korea
Brazil
Colombia
South Africa
Ireland
Chile
Argentina
Sweden
Poland
Spain
Australia
Great Britain
Germany
Netherlands
New Zealand
Hungary
United States
Canada
Italy
Belgium
Türkiye
France
Japan

% Somewhat/strongly agree



Change 2023

-7 pp
-17 pp
-17 pp
-6 pp
-9 pp
-8 pp
-10 pp
-12 pp
-2 pp
-10 pp
-7 pp
0 pp
0 pp
-9 pp
-3 pp
-1 pp
-3 pp
-9 pp
-14 pp
-8 pp
-3 pp
-2 pp
-10 pp
-4 pp
-6 pp
-2 pp
-11 pp
-6 pp
-7 pp
-3 pp
-1 pp



Global threat assessment*

Q: How real do you feel the threat is of any of the following happening in the next twelve months – a very real threat, a somewhat real threat, not much of a real threat or not a real threat at all? **(Very Real Threat/ Somewhat Real Threat)**

*Change for 20-country average is based on the countries which were in all editions of the Ipsos for the Halifax Security Forum report.

Base: 22,989 online adults under the age of 75 across 30 countries, interviewed 20 September – 4 October, 2024.

Global	2024	2023	2022	2021	2020	2019	2018	2017	2016	2015
Some person, organization, or country deliberately spreading disinformation to influence public opinion	76%	n/a	n/a	n/a	n/a	n/a	n/a	n/a	n/a	n/a
Change from previous year	n/a	n/a	n/a	n/a	n/a	n/a	n/a	n/a	n/a	n/a
Being hacked for fraudulent or espionage purposes	76%	72%	74%	75%	74%	75%	70%	75%	74%	73%
Change from previous year	4 pp	-2 pp	-1 pp	1 pp	-1 pp	5 pp	-5 pp	1 pp	1 pp	10 pp
Nuclear / chemical attack in the world	71%	70%	74%	65%	66%	68%	63%	72%	68%	65%
Change from previous year	1 pp	-4 pp	9 pp	-1 pp	-2 pp	5 pp	-9 pp	4 pp	3 pp	9 pp
Major natural disaster in your country	69%	68%	67%	68%	65%	65%	61%	62%	59%	58%
Change from previous year	1 pp	1 pp	-1 pp	3 pp	n/c	4 pp	-1 pp	3 pp	1 pp	6 pp
Terrorist attack in your country	66%	62%	61%	61%	58%	65%	64%	71%	72%	68%
Change from previous year	4 pp	1 pp	n/c	3 pp	-7 pp	1 pp	-7 pp	-1 pp	4 pp	14 pp
The personal safety and security for you or your family members being violated	60%	61%	59%	58%	60%	60%	57%	62%	62%	59%
Change from previous year	-1 pp	2 pp	1 pp	-2 pp	n/c	3 pp	-5 pp	n/c	3 pp	9 pp
Major health epidemic in your country	60%	60%	61%	71%	79%	51%	49%	51%	50%	51%
Change from previous year	n/c	-1 pp	-10 pp	-8 pp	28 pp	2 pp	-2 pp	1 pp	-1 pp	-8 pp
A violent conflict breaking out between ethnic or minority groups in your country	58%	59%	58%	59%	60%	60%	57%	61%	61%	60%
Change from previous year	-1 pp	1 pp	-1 pp	-1 pp	n/c	3 pp	-4 pp	n/c	1 pp	10 pp
An Artificial Intelligence-based defense system becoming a threat to humanity by breaking free of human control	58%	57%	n/a	n/a	n/a	n/a	n/a	n/a	n/a	n/a
Change from previous year	1 pp	n/a	n/a	n/a	n/a	n/a	n/a	n/a	n/a	n/a
Your country entering armed conflict with another country	52%	52%	51%	45%	44%	48%	46%	53%	53%	53%
Change from previous year	n/c	1 pp	6 pp	1 pp	-4 pp	2 pp	-7 pp	n/c	n/c	3 pp



Canada threat assessment

Q: How real do you feel the threat is of any of the following happening in the next twelve months – a very real threat, a somewhat real threat, not much of a real threat or not a real threat at all? **(Very Real Threat/ Somewhat Real Threat)**

Base: 22,989 online adults under the age of 75 across 30 countries, interviewed 20 September – 4 October, 2024.

Canada	2024	2023	2022	2021	2020	2019	2018	2017	2016	2015
Being hacked for fraudulent or espionage purposes	78%	74%	74%	75%	74%	75%	70%	74%	73%	72%
Change from previous year	4 pp	n/c	-1 pp	1 pp	-1 pp	5 pp	-4 pp	1 pp	1 pp	8 pp
Some person, organization, or country deliberately spreading disinformation to influence public opinion	77%	n/a	n/a	n/a	n/a	n/a	n/a	n/a	n/a	n/a
Change from previous year	n/a	n/a	n/a	n/a	n/a	n/a	n/a	n/a	n/a	n/a
Nuclear / chemical attack in the world	74%	71%	75%	66%	67%	68%	63%	71%	66%	64%
Change from previous year	3 pp	-4 pp	9 pp	-1 pp	-1 pp	5 pp	-8 pp	5 pp	2 pp	7 pp
Major natural disaster in your country	68%	70%	66%	69%	65%	66%	62%	63%	59%	58%
Change from previous year	-2 pp	4 pp	-3 pp	4 pp	-1 pp	4 pp	-1 pp	4 pp	1 pp	4 pp
Terrorist attack in your country	66%	63%	61%	62%	58%	65%	64%	72%	71%	69%
Change from previous year	3 pp	2 pp	-1 pp	4 pp	-7 pp	1 pp	-8 pp	1 pp	2 pp	14 pp
Major health epidemic in your country	63%	63%	60%	70%	78%	51%	49%	53%	51%	52%
Change from previous year	0 pp	3 pp	-10 pp	-8 pp	27 pp	2 pp	-4 pp	2 pp	-1 pp	-7 pp
A violent conflict breaking out between ethnic or minority groups in your country	57%	60%	59%	60%	61%	60%	57%	60%	60%	60%
Change from previous year	-3 pp	1 pp	-1 pp	-1 pp	1 pp	3 pp	-3 pp	n/c	n/c	9 pp
An Artificial Intelligence-based defense system becoming a threat to humanity by breaking free of human control	56%	59%	n/a	n/a	n/a	n/a	n/a	n/a	n/a	n/a
Change from previous year	-3 pp	n/a	n/a	n/a	n/a	n/a	n/a	n/a	n/a	n/a
The personal safety and security for you or your family members being violated	55%	63%	61%	60%	61%	61%	58%	62%	61%	60%
Change from previous year	-8 pp	2 pp	1 pp	-1 pp	n/c	3 pp	-4 pp	1 pp	1 pp	10 pp
Your country entering armed conflict with another country	49%	49%	50%	46%	43%	48%	48%	53%	54%	54%
Change from previous year	n/c	-1 pp	4 pp	3 pp	-5 pp	n/c	-5 pp	-1 pp	n/c	3 pp



U.S. threat assessment

Q: How real do you feel the threat is of any of the following happening in the next twelve months – a very real threat, a somewhat real threat, not much of a real threat or not a real threat at all? **(Very Real Threat/ Somewhat Real Threat)**

Base: 22,989 online adults under the age of 75 across 30 countries, interviewed 20 September – 4 October, 2024.

U.S.	2024	2023	2022	2021	2020	2019	2018	2017	2016	2015
Some person, organization, or country deliberately spreading disinformation to influence public opinion	88%	n/a	n/a	n/a	n/a	n/a	n/a	n/a	n/a	n/a
<i>Change from previous year</i>	n/a	n/a	n/a	n/a	n/a	n/a	n/a	n/a	n/a	n/a
Major natural disaster in your country	85%	84%	83%	85%	87%	87%	73%	90%	85%	85%
<i>Change from previous year</i>	1 pp	1 pp	-2 pp	-2 pp	n/c	14 pp	-17 pp	5 pp	n/c	10 pp
Being hacked for fraudulent or espionage purposes	84%	79%	81%	83%	81%	82%	80%	88%	87%	85%
<i>Change from previous year</i>	5 pp	-2 pp	-2 pp	2 pp	-1 pp	2 pp	-8 pp	1 pp	2 pp	10 pp
Terrorist attack in your country	82%	81%	77%	79%	74%	84%	82%	90%	91%	81%
<i>Change from previous year</i>	1 pp	4 pp	-2 pp	5 pp	-10 pp	2 pp	-8 pp	-1 pp	10 pp	6 pp
Nuclear / chemical attack in the world	78%	78%	77%	71%	68%	73%	70%	84%	78%	72%
<i>Change from previous year</i>	n/c	1 pp	6 pp	3 pp	-5 pp	3 pp	-14 pp	6 pp	6 pp	11 pp
Your country entering armed conflict with another country	77%	77%	74%	74%	73%	79%	71%	87%	86%	81%
<i>Change from previous year</i>	n/c	3 pp	n/c	1 pp	-6 pp	8 pp	-16 pp	1 pp	5 pp	-1 pp
Major health epidemic in your country	74%	74%	74%	82%	87%	66%	60%	67%	71%	64%
<i>Change from previous year</i>	n/c	n/c	-8 pp	-5 pp	21 pp	6 pp	-7 pp	-4 pp	7 pp	-10 pp
A violent conflict breaking out between ethnic or minority groups in your country	68%	73%	72%	75%	84%	72%	72%	82%	85%	74%
<i>Change from previous year</i>	-5 pp	1 pp	-3 pp	-9 pp	12 pp	n/c	-10 pp	-3 pp	11 pp	17 pp
The personal safety and security for you or your family members being violated	65%	67%	64%	67%	61%	66%	61%	70%	72%	66%
<i>Change from previous year</i>	-2 pp	3 pp	-3 pp	6 pp	-5 pp	5 pp	-9 pp	-2 pp	6 pp	14 pp
An Artificial Intelligence-based defense system becoming a threat to humanity by breaking free of human control	60%	64%	n/a	n/a	n/a	n/a	n/a	n/a	n/a	n/a
<i>Change from previous year</i>	-4 pp	n/a	n/a	n/a	n/a	n/a	n/a	n/a	n/a	n/a



Some person, organisation/ organization, or country deliberately spreads disinformation to influence public opinion

Q: How real do you feel the threat is of some person, organisation/ organization, or country deliberately spreading disinformation to influence public opinion in the next twelve months?

Base: 22,989 online adults under the age of 75 across 30 countries, interviewed 20 September - 4 October, 2024.

Country

30-country average

United States

Thailand

Netherlands

Indonesia

Sweden

South Korea

Poland

Great Britain

Türkiye

France

South Africa

Germany

Spain

Canada

Australia

New Zealand

Belgium

Singapore

India

Ireland

Colombia

Japan

Brazil

Italy

Chile

Peru

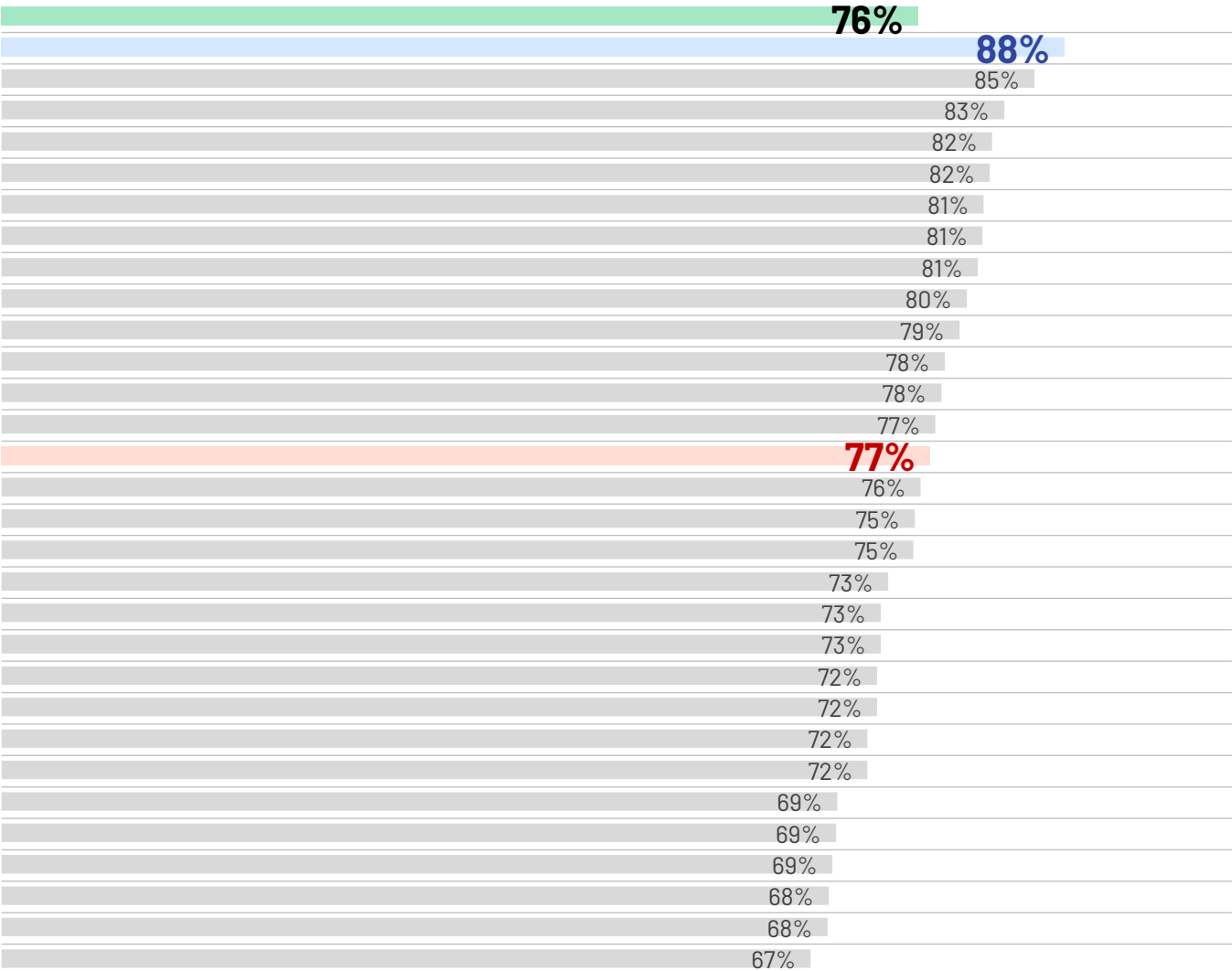
Malaysia

Hungary

Argentina

Mexico

% A very/somewhat a real threat



Being hacked for fraudulent or espionage purposes

Q: How real do you feel the threat is of some person, organization or country hacking into either your public, private or personal information system for fraudulent or espionage purposes in the next twelve months?

Base: 22,989 online adults under the age of 75 across 30 countries, interviewed 20 September - 4 October, 2024.

Country

30-country average

Thailand

Türkiye

United States

South Africa

Poland

Indonesia

Australia

New Zealand

Singapore

Spain

Belgium

France

Canada

Netherlands

Sweden

South Korea

Great Britain

Argentina

Malaysia

Mexico

Colombia

Chile

Ireland

Japan

India

Brazil

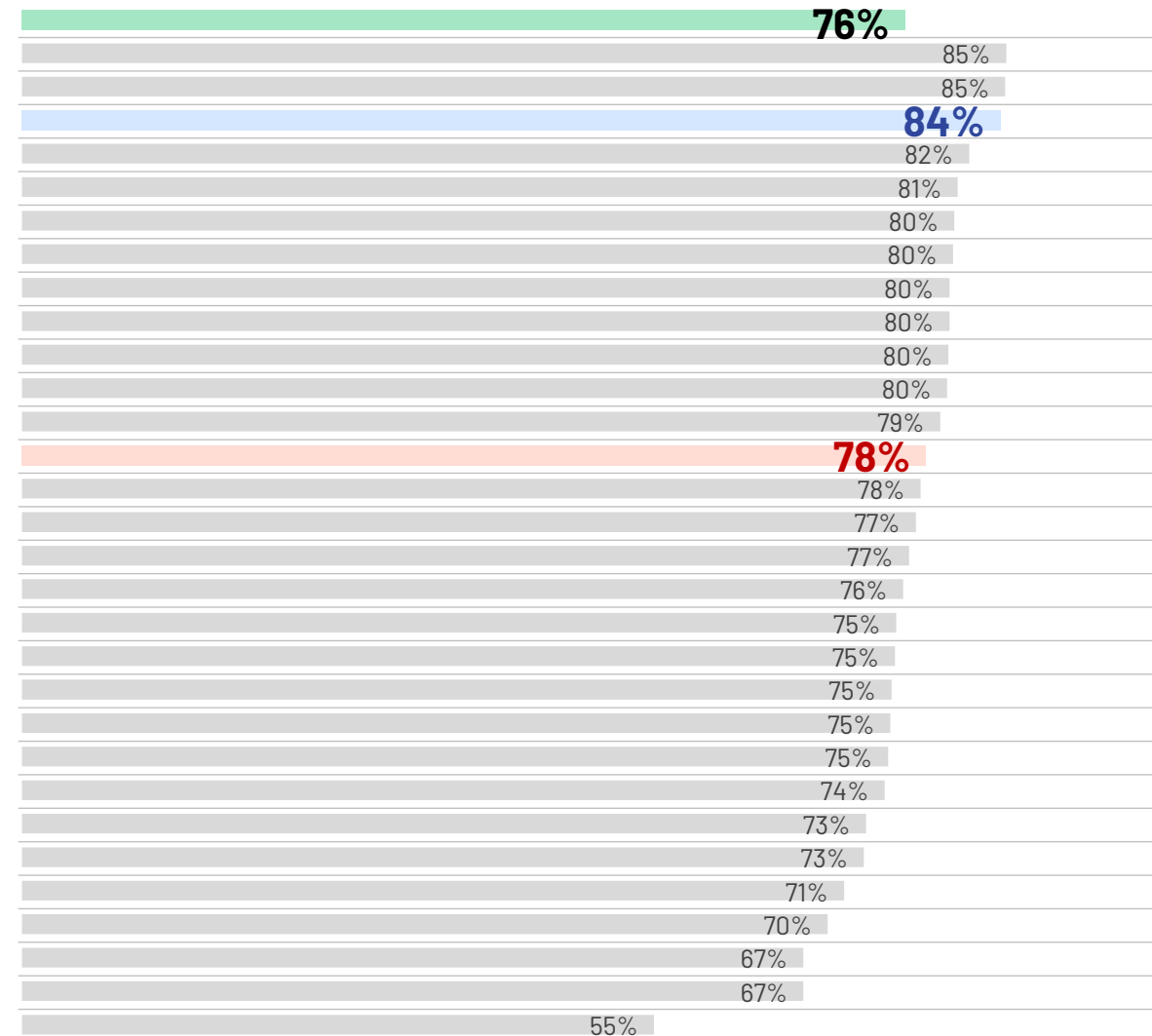
Germany

Italy

Peru

Hungary

% A very/somewhat a real threat



Change 2023

2 pp
2 pp
2 pp
5 pp
3 pp
16 pp
5 pp
1 pp
-3 pp
4 pp
6 pp
5 pp
0 pp
1 pp
8 pp
1 pp
6 pp
0 pp
0 pp
-2 pp
6 pp
-2 pp
-2 pp
-1 pp
7 pp
10 pp
0 pp
1 pp
3 pp
-10 pp
-1 pp



A nuclear, biological or chemical attack taking place somewhere in the world

Q: How real do you feel the threat is of a nuclear, biological or chemical attack taking place somewhere in the world in the next twelve months?

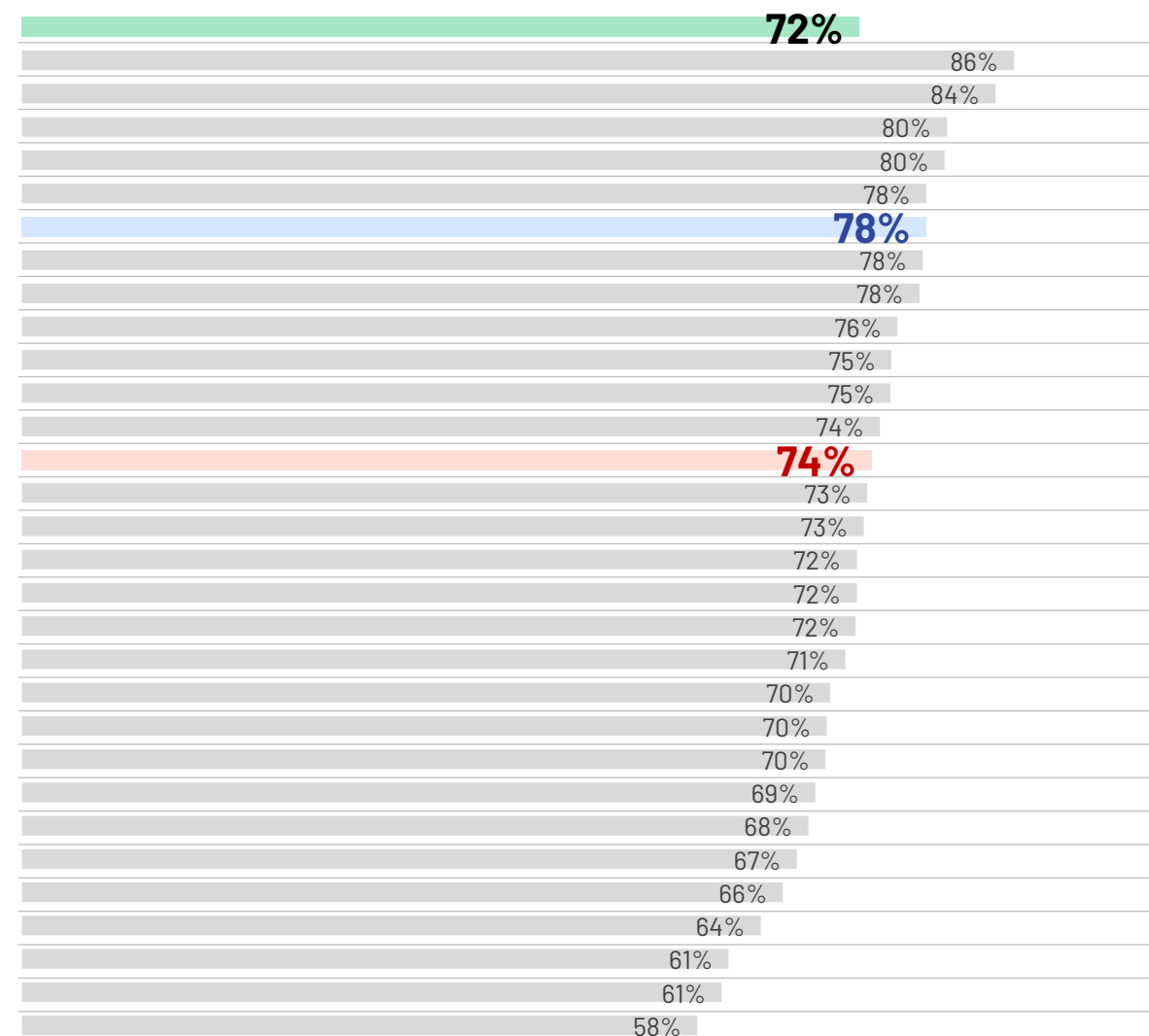
Base: 22,989 online adults under the age of 75 across 30 countries, interviewed 20 September – 4 October, 2024.

Country

30-country average

Thailand
Türkiye
Singapore
South Africa
New Zealand
United States
Colombia
Japan
Ireland
Australia
Indonesia
Peru
Canada
Spain
Argentina
Chile
Great Britain
India
Sweden
Malaysia
Hungary
Mexico
Germany
Netherlands
Brazil
Belgium
Italy
South Korea
Poland
France

% A very/somewhat a real threat



Change 2023

1 pp
1 pp
1 pp
5 pp
3 pp
2 pp
0 pp
-1 pp
0 pp
0 pp
2 pp
6 pp
-1 pp
5 pp
1 pp
-1 pp
-6 pp
-2 pp
8 pp
1 pp
0 pp
-2 pp
-1 pp
2 pp
1 pp
1 pp
0 pp
6 pp
-1 pp
0 pp
0 pp



A major natural disaster occurring

Q: How real do you feel the threat is of a major natural disaster occurring in [country] in the next twelve months?

Base: 22,989 online adults under the age of 75 across 30 countries, interviewed 20 September - 4 October, 2024.

Country

30-country average

Thailand

Indonesia

United States

Japan

Türkiye

New Zealand

Peru

Mexico

Chile

Colombia

Brazil

Australia

South Africa

Italy

Poland

South Korea

India

Canada

Germany

Argentina

Malaysia

France

Belgium

Spain

Singapore

Great Britain

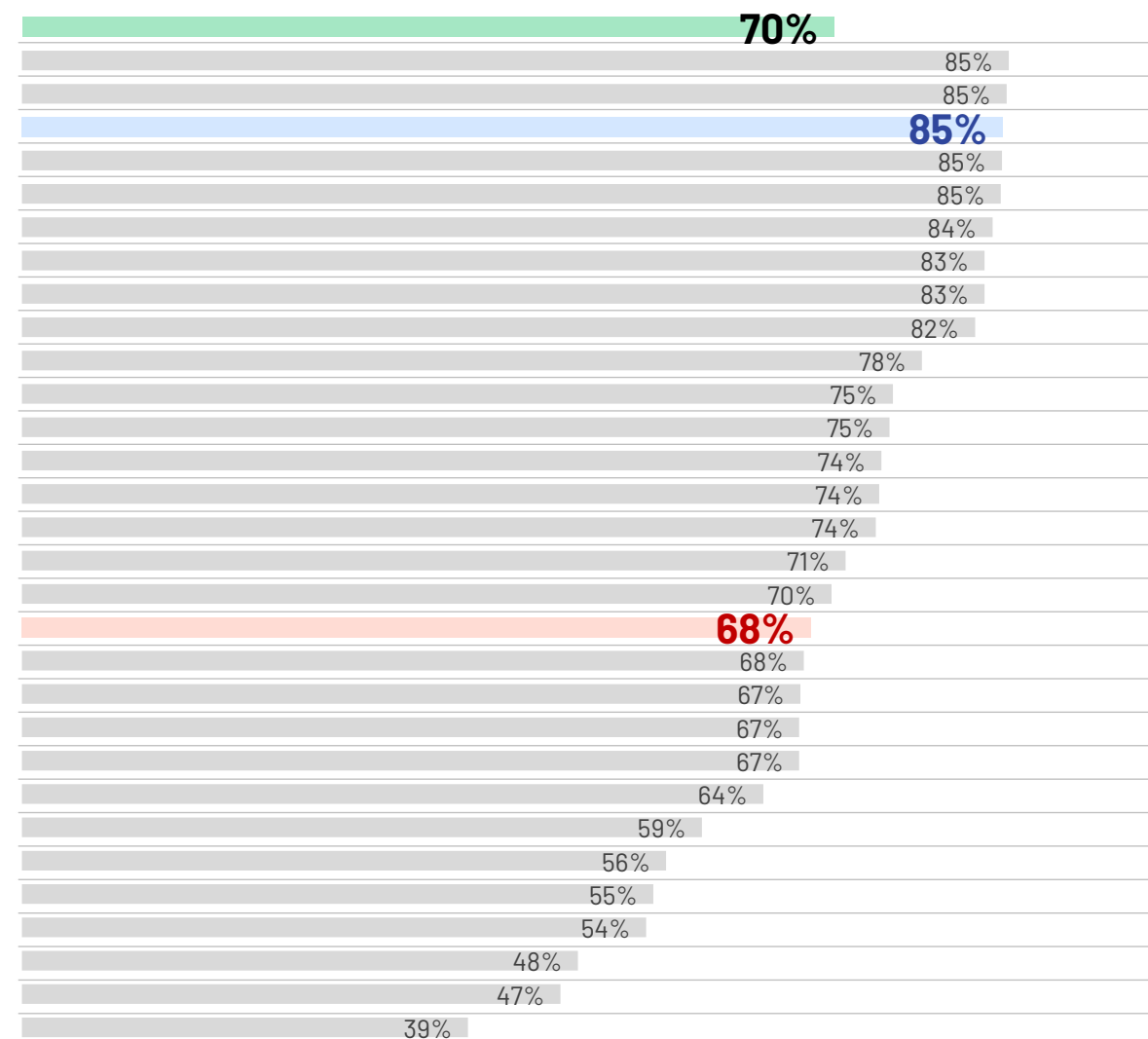
Netherlands

Hungary

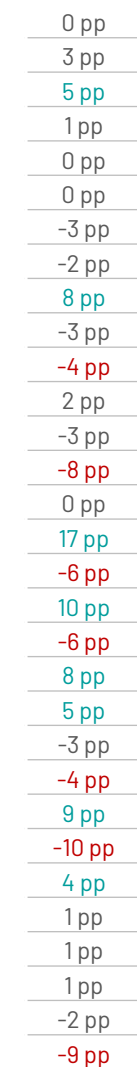
Ireland

Sweden

% A very/somewhat a real threat



Change 2023



A terrorist attack taking place

Q: How real do you feel the threat is of a terrorist attack taking place in [country] in the next twelve months?

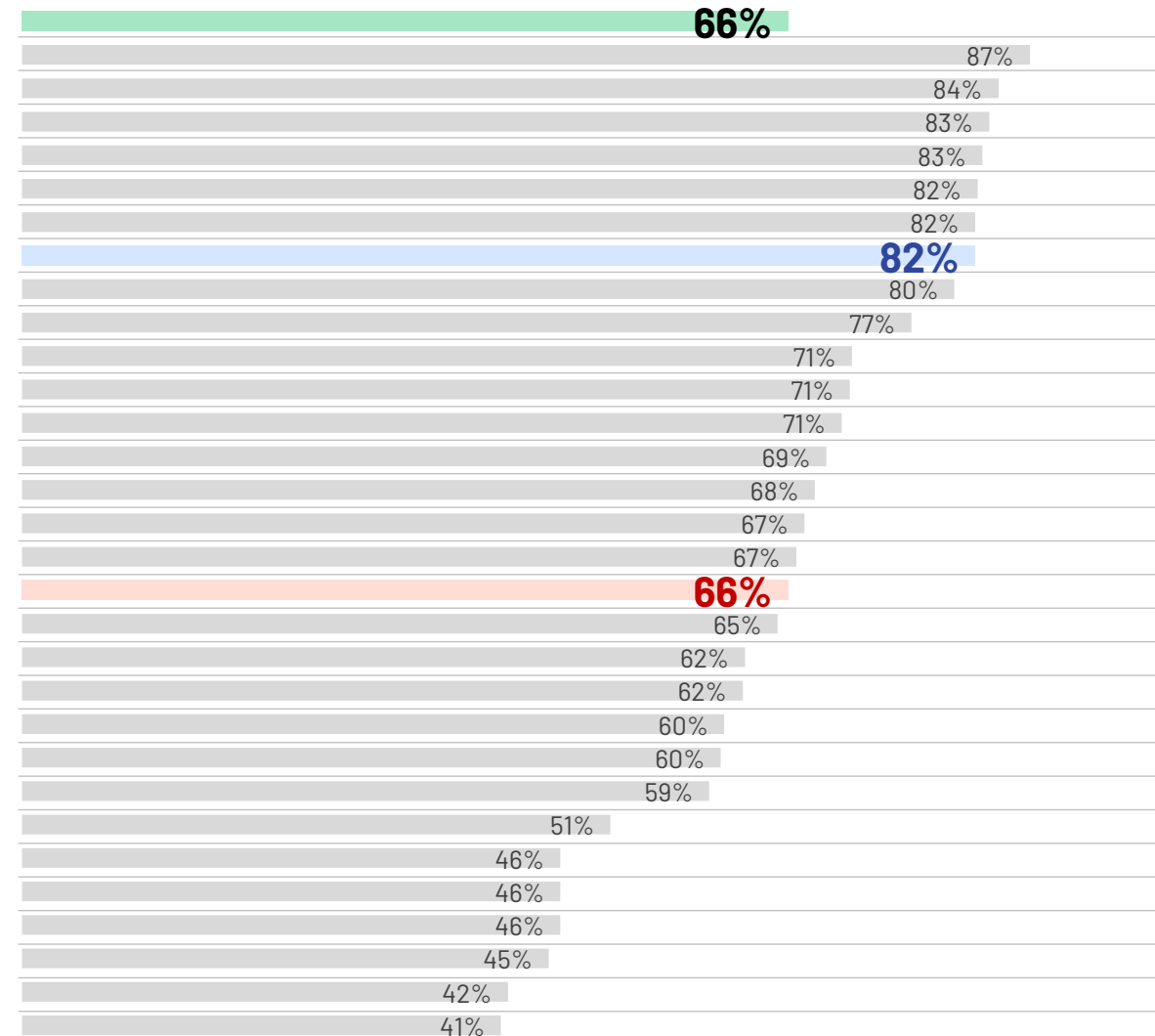
Base: 22,989 online adults under the age of 75 across 30 countries, interviewed 20 September - 4 October, 2024.

Country

30-country average

Türkiye
France
Germany
Netherlands
Thailand
Great Britain
United States
Belgium
Sweden
India
Australia
Singapore
Colombia
Indonesia
South Africa
Spain
Canada
Japan
New Zealand
Peru
Malaysia
Ireland
Italy
Poland
Chile
Mexico
South Korea
Argentina
Brazil
Hungary

% A very/somewhat a real threat



Change 2023

3 pp
4 pp
4 pp
12 pp
14 pp
3 pp
3 pp
1 pp
10 pp
-6 pp
8 pp
10 pp
2 pp
-6 pp
-2 pp
1 pp
0 pp
7 pp
1 pp
-1 pp
-3 pp
10 pp
5 pp
6 pp
2 pp
-5 pp
1 pp
-9 pp
5 pp
-3 pp
3 pp



A major health epidemic breaking out

Q: How real do you feel the threat is of a major health epidemic breaking out in [country] in the next twelve months?

Base: 22,989 online adults under the age of 75 across 30 countries, interviewed 20 September - 4 October, 2024.

Country

30-country average

Thailand

Peru

Türkiye

South Africa

United States

India

Malaysia

Indonesia

Singapore

New Zealand

Mexico

Great Britain

Japan

Brazil

Canada

Colombia

Argentina

Australia

Ireland

Chile

France

Netherlands

Belgium

South Korea

Poland

Spain

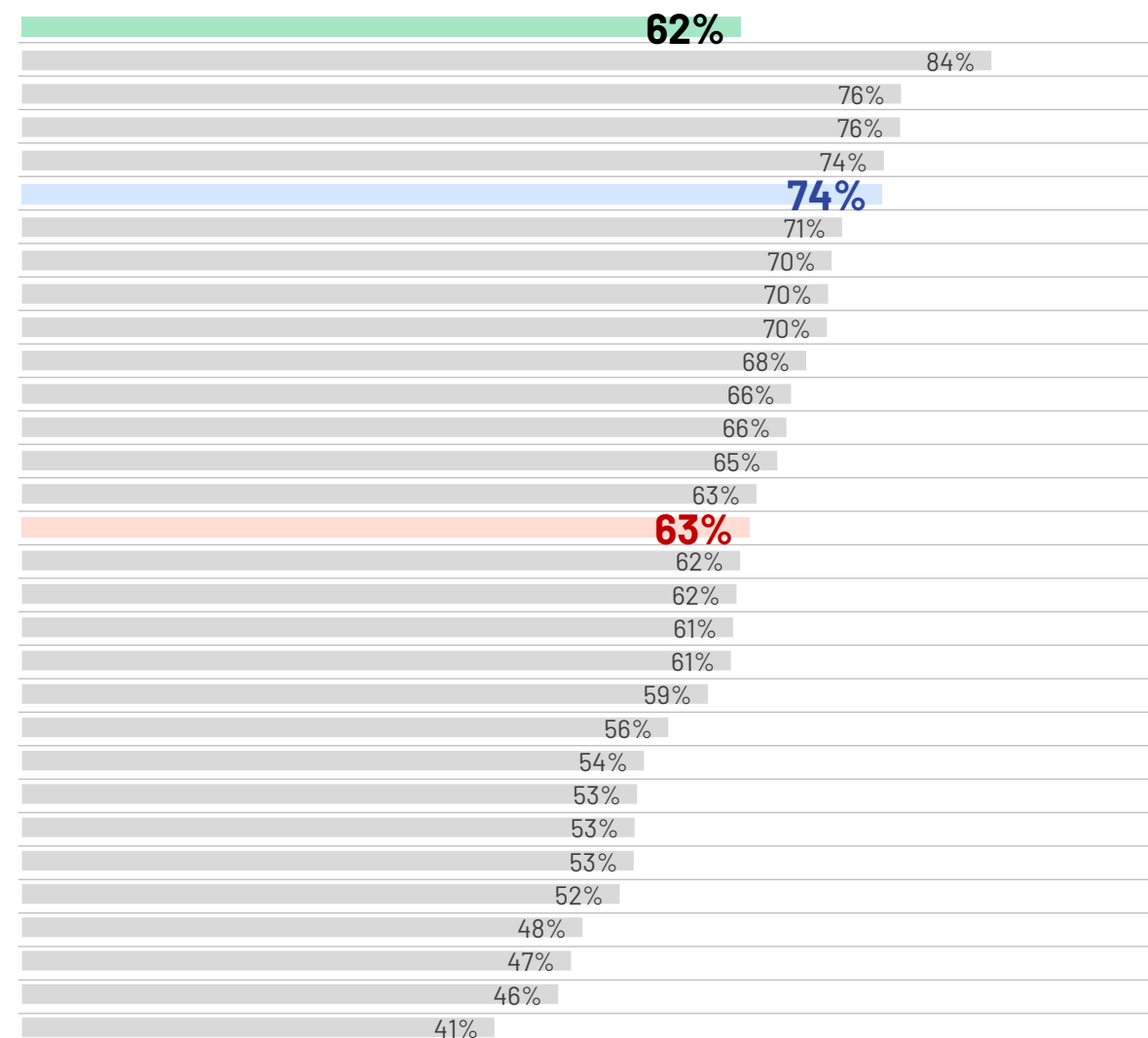
Hungary

Germany

Italy

Sweden

% A very/somewhat a real threat



Change 2023

-1 pp

0 pp

1 pp

-1 pp

-1 pp

0 pp

8 pp

0 pp

5 pp

-3 pp

0 pp

2 pp

-3 pp

0 pp

-1 pp

-2 pp

-1 pp

4 pp

-2 pp

-2 pp

-2 pp

0 pp

0 pp

4 pp

1 pp

-4 pp

-11 pp

-1 pp

1 pp

-6 pp

1 pp



The personal safety and security for you and your family members being violated

Q: How real do you feel the threat is of the personal safety and security for you or your family members being violated in the next twelve months?

Base: 22,989 online adults under the age of 75 across 30 countries, interviewed 20 September - 4 October, 2024.

Country

30-country average

Türkiye

Thailand

South Africa

Peru

India

Chile

Mexico

United States

Singapore

Colombia

Argentina

Indonesia

Japan

Malaysia

Australia

Netherlands

Brazil

Belgium

Germany

France

Spain

Ireland

Canada

South Korea

New Zealand

Great Britain

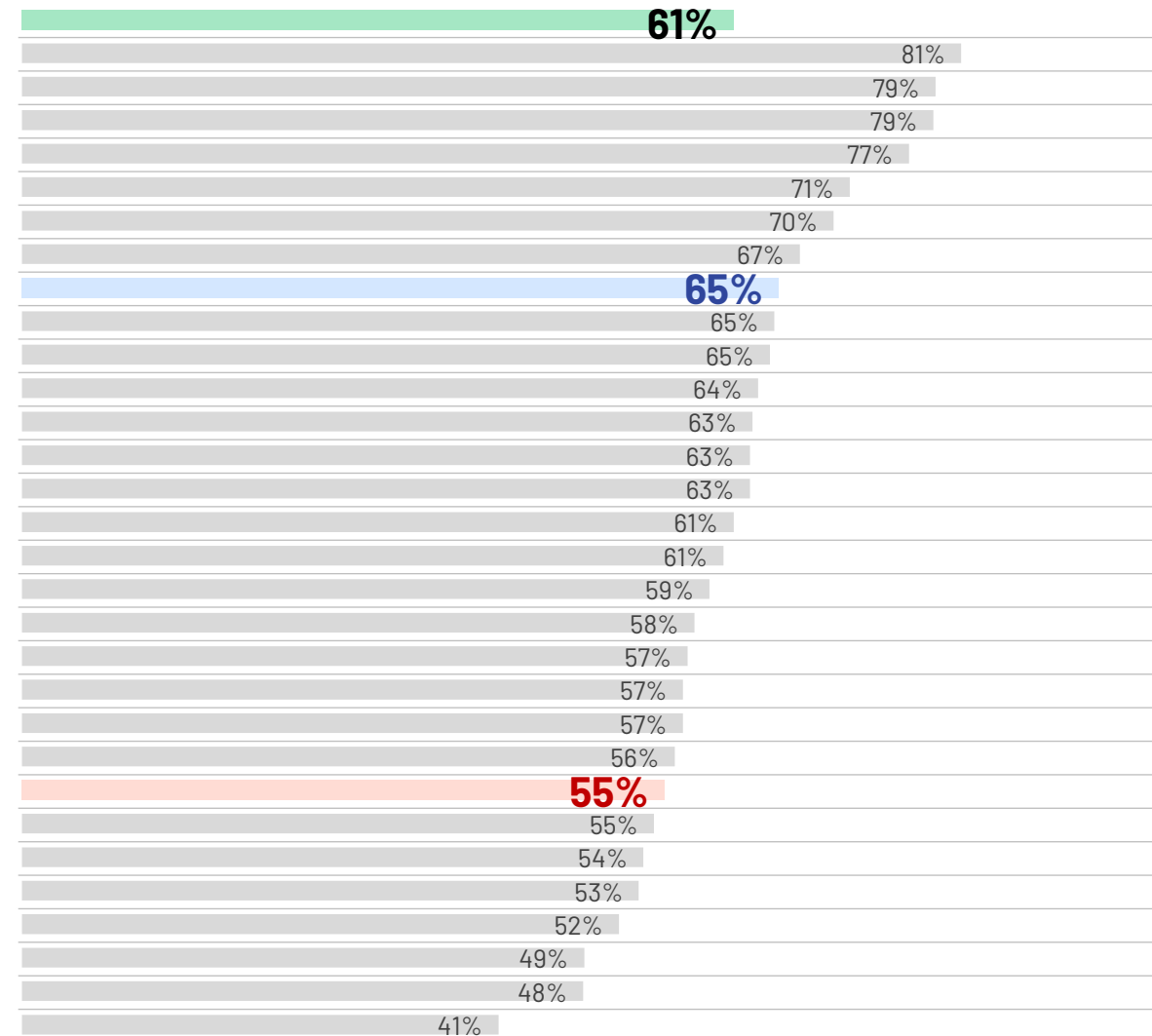
Italy

Sweden

Poland

Hungary

% A very/somewhat a real threat



Change 2023

-2 pp

4 pp

0 pp

-2 pp

4 pp

10 pp

-3 pp

-1 pp

-2 pp

3 pp

-7 pp

-2 pp

-3 pp

2 pp

2 pp

-1 pp

2 pp

-7 pp

-2 pp

3 pp

1 pp

0 pp

-7 pp

-2 pp

0 pp

-6 pp

-3 pp

-1 pp

0 pp

-7 pp

-10 pp



An AI-based defense system becoming a threat to humanity by breaking free of human control

Q: How real do you feel the threat is of an AI-based defense system becoming a threat to humanity by breaking free of human control?

Base: 22,989 online adults under the age of 75 across 30 countries, interviewed 20 September - 4 October, 2024.

Country

30-country average

Indonesia

Türkiye

Colombia

India

Thailand

South Africa

Singapore

Malaysia

Chile

Peru

Belgium

United States

Mexico

France

Australia

Ireland

Japan

Poland

Brazil

Canada

Netherlands

Great Britain

Spain

South Korea

Argentina

New Zealand

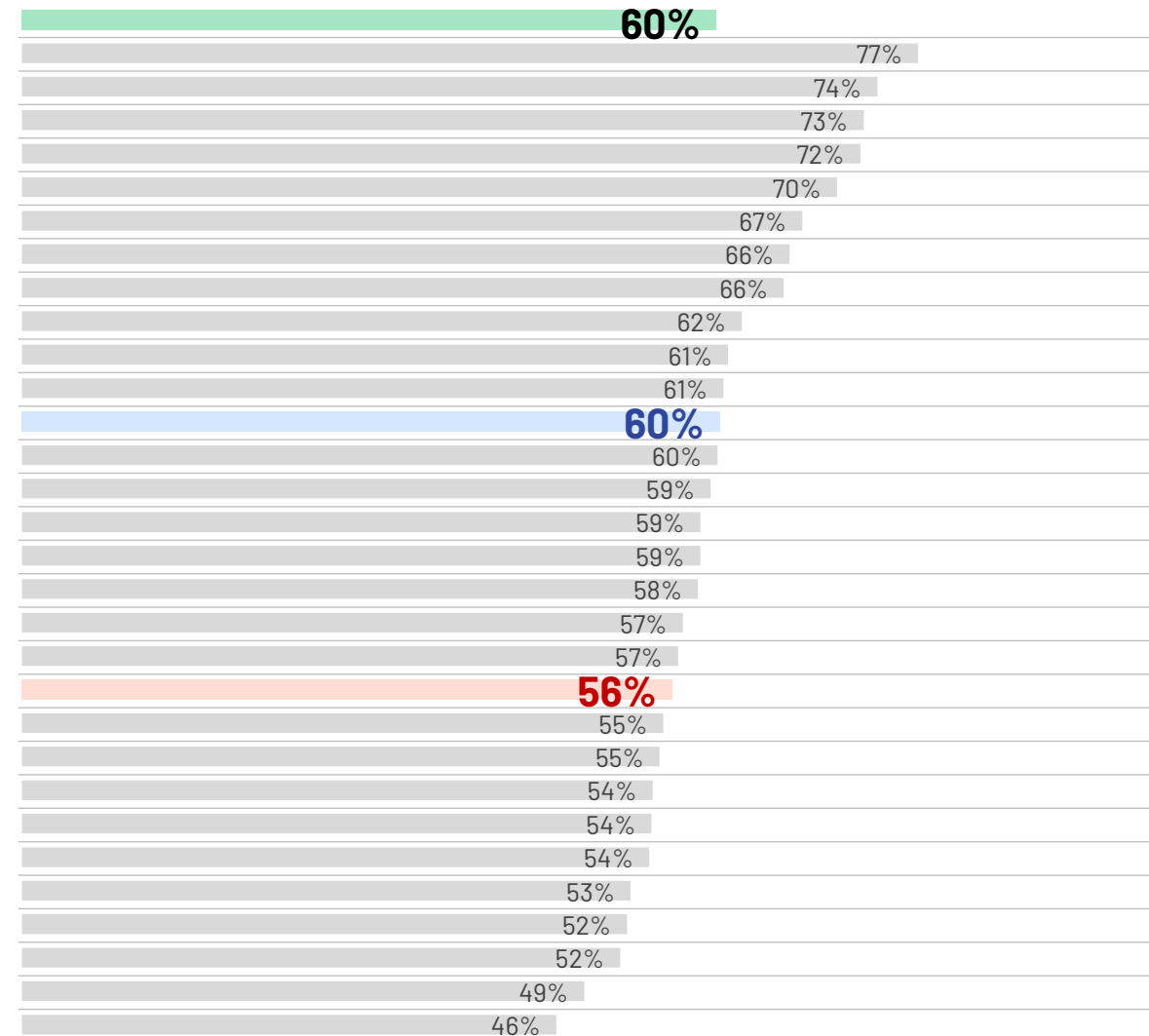
Italy

Hungary

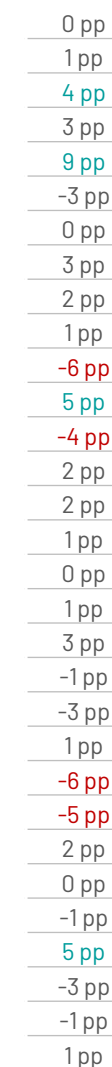
Germany

Sweden

% A very/somewhat a real threat



Change 2023



A violent conflict breaking out between ethnic or minority groups

Q: How real do you feel the threat is of a violent conflict breaking out between ethnic or minority groups in [country] in the next twelve months?

Base: 22,989 online adults under the age of 75 across 30 countries, interviewed 20 September - 4 October, 2024.

Country

30-country average

Türkiye

Thailand

South Africa

India

Ireland

Indonesia

Great Britain

United States

Australia

France

Germany

Singapore

Colombia

Malaysia

Mexico

Spain

Netherlands

Peru

Chile

Canada

Sweden

New Zealand

South Korea

Brazil

Japan

Belgium

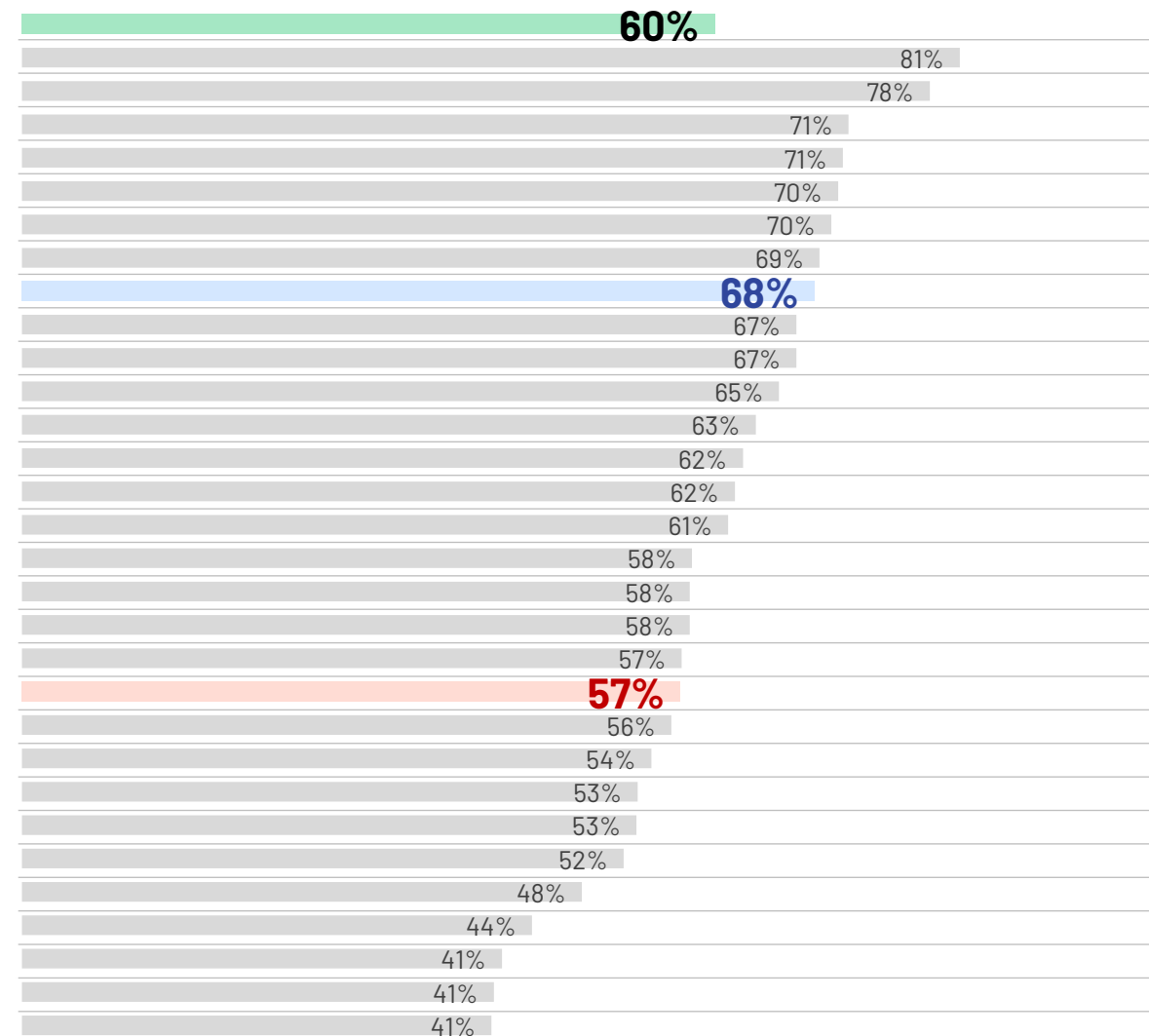
Italy

Hungary

Poland

Argentina

% A very/somewhat a real threat



Change 2023

0 pp

4 pp

6 pp

-6 pp

10 pp

7 pp

-2 pp

9 pp

-5 pp

9 pp

3 pp

3 pp

3 pp

-4 pp

4 pp

3 pp

-2 pp

3 pp

-4 pp

-6 pp

-1 pp

-11 pp

0 pp

-4 pp

-8 pp

5 pp

-7 pp

-1 pp

-7 pp

-4 pp

-3 pp



Country being involved in an armed conflict with another nation

Q: How real do you feel the threat is of [country] being involved in an armed conflict with another nation in the next twelve months?

Base: 22,989 online adults under the age of 75 across 30 countries, interviewed 20 September - 4 October, 2024.

Country

30-country average

Thailand

Türkiye

United States

India

Japan

Great Britain

Singapore

France

Australia

South Africa

Indonesia

Poland

Germany

Malaysia

Canada

South Korea

Spain

Colombia

Italy

Belgium

Netherlands

Brazil

Peru

Ireland

Mexico

Sweden

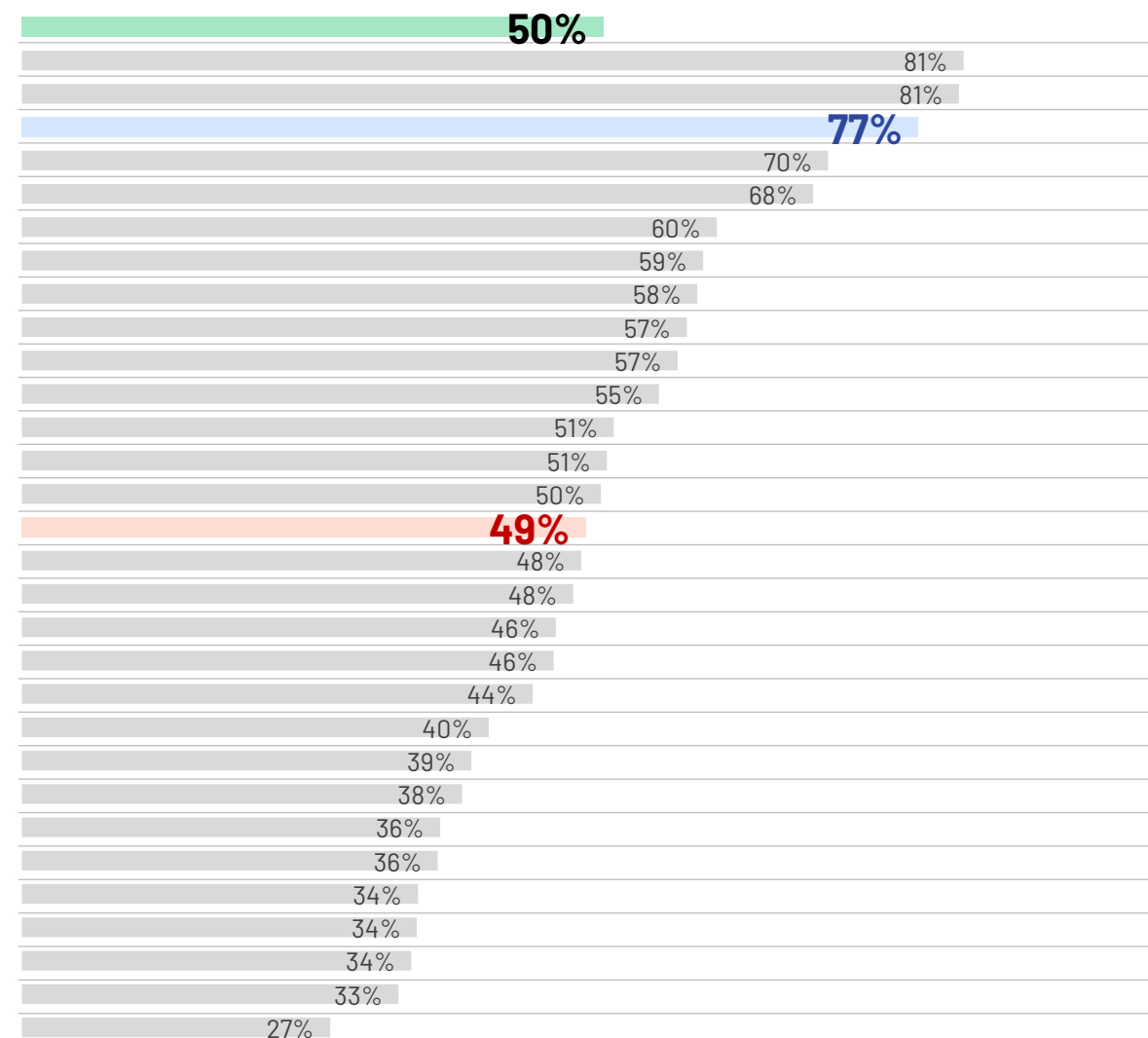
Argentina

New Zealand

Chile

Hungary

% A very/somewhat a real threat



Change 2023

1 pp

2 pp

7 pp

0 pp

9 pp

-2 pp

4 pp

7 pp

3 pp

2 pp

-3 pp

4 pp

-6 pp

-1 pp

9 pp

0 pp

-6 pp

1 pp

-1 pp

4 pp

1 pp

2 pp

-4 pp

1 pp

1 pp

2 pp

0 pp

0 pp

0 pp

1 pp

-8 pp



Confidence in Response to Threats

Citizens of 30 Countries Assess
Threats and Engagement in
International Affairs



Confidence in Government Response: Major Natural Disaster

Q: If a major natural disaster occurs in [country] in the next twelve months, how confident are you that the appropriate levels of security and protection could be provided by your government or its agencies could respond effectively?

Base: 22,989 online adults under the age of 75 across 30 countries, interviewed 20 September – 4 October, 2024.

Country

30-country average

Indonesia

India

Netherlands

Australia

Malaysia

Sweden

United States

New Zealand

Chile

Mexico

Singapore

Japan

Poland

South Korea

Canada

Thailand

South Africa

Germany

Spain

Ireland

Belgium

Great Britain

Colombia

Türkiye

Brazil

Argentina

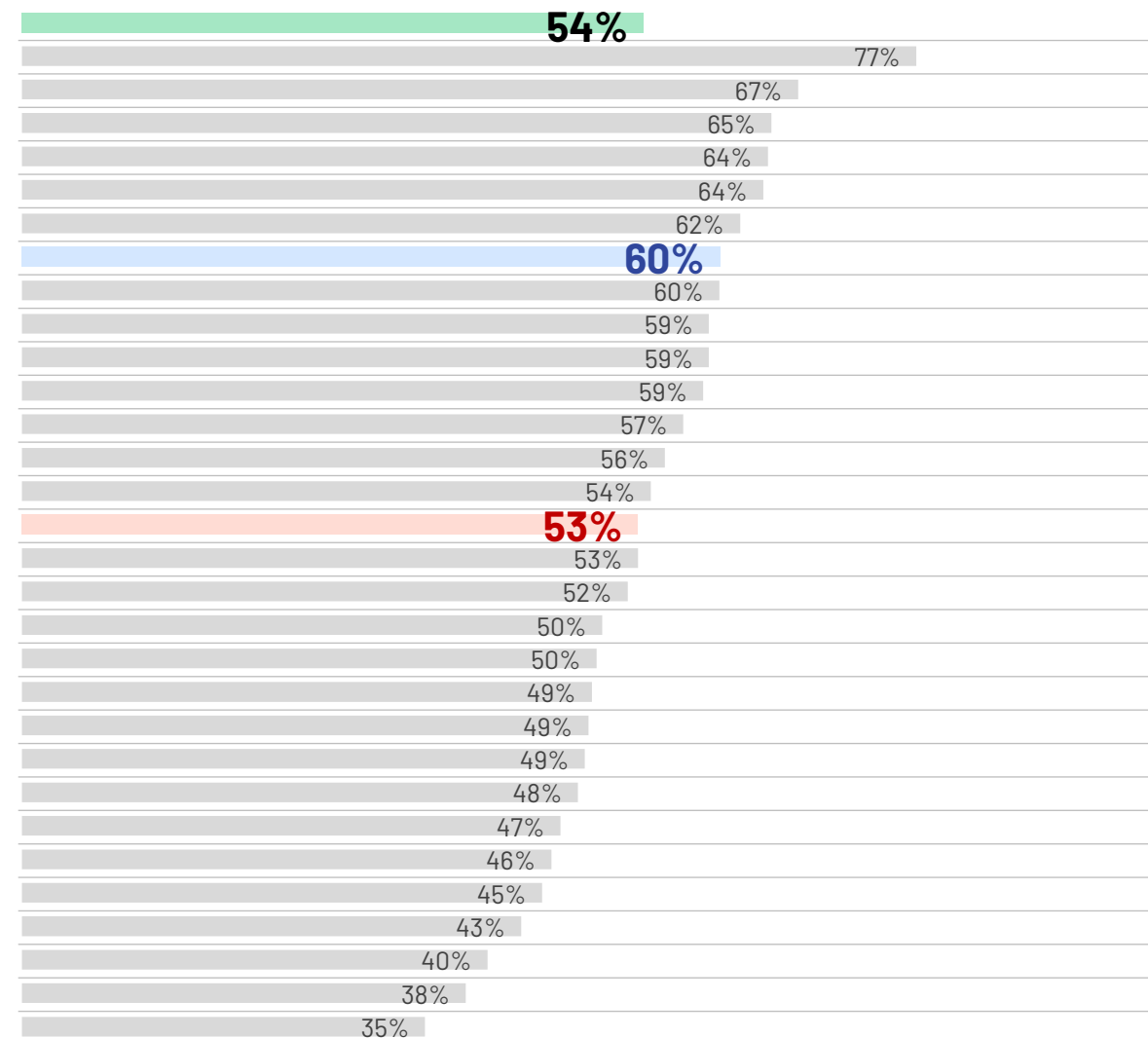
France

Hungary

Peru

Italy

% Very/somewhat confident



Change 2023

1 pp
-1 pp
-3 pp
-1 pp
-1 pp
6 pp
2 pp
2 pp
-3 pp
1 pp
2 pp
-1 pp
-12 pp
15 pp
-2 pp
-5 pp
-2 pp
3 pp
6 pp
-4 pp
8 pp
6 pp
-2 pp
5 pp
2 pp
-3 pp
3 pp
-1 pp
6 pp
-3 pp
-5 pp



Confidence in Government Response: Major Health Epidemic

Q: If a major health epidemic breaks out in [country] in the next twelve months, how confident are you that the appropriate levels of security and protection could be provided by your government or its agencies could respond effectively?

Base: 22,989 online adults under the age of 75 across 30 countries, interviewed 20 September – 4 October, 2024.

Country

30-country average

Singapore

Indonesia

India

Sweden

Malaysia

Australia

Netherlands

South Africa

New Zealand

Ireland

Canada

Belgium

United States

Chile

Thailand

Spain

Brazil

Germany

Colombia

Great Britain

Mexico

Türkiye

South Korea

Argentina

Japan

Poland

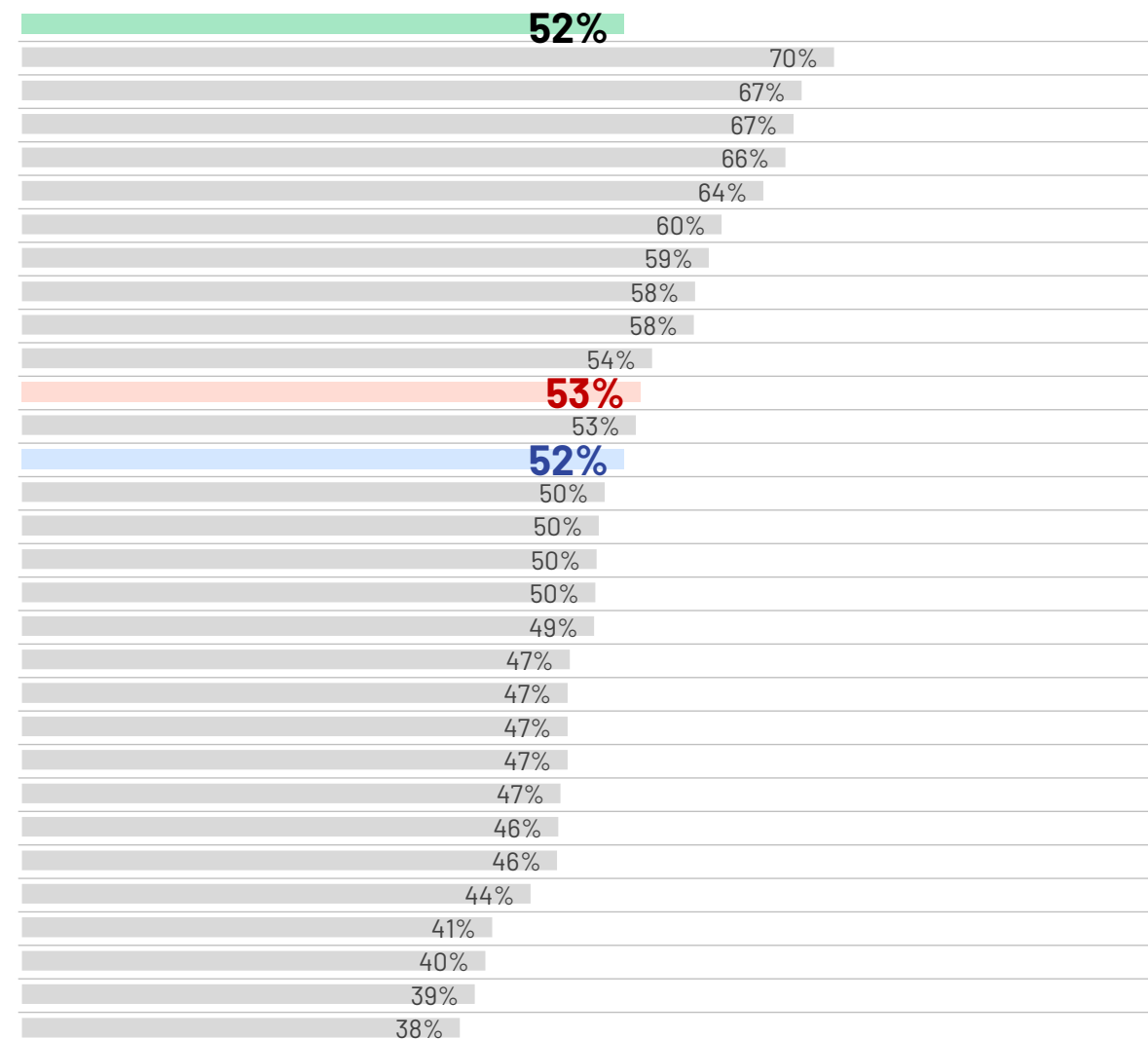
France

Italy

Peru

Hungary

% Very/somewhat confident



Change 2023

1 pp

-1 pp

2 pp

-1 pp

8 pp

2 pp

-1 pp

2 pp

8 pp

-5 pp

8 pp

-2 pp

4 pp

-3 pp

-6 pp

-4 pp

-1 pp

-2 pp

4 pp

5 pp

-3 pp

-3 pp

-2 pp

1 pp

2 pp

-5 pp

7 pp

0 pp

0 pp

0 pp

3 pp



Confidence in Government Response: Disinformation

Q: If some person, organisation/organization, or country deliberately spreading disinformation to influence public opinion, how confident are you that the appropriate levels of security and protection could be provided by your government or its agencies could respond effectively?

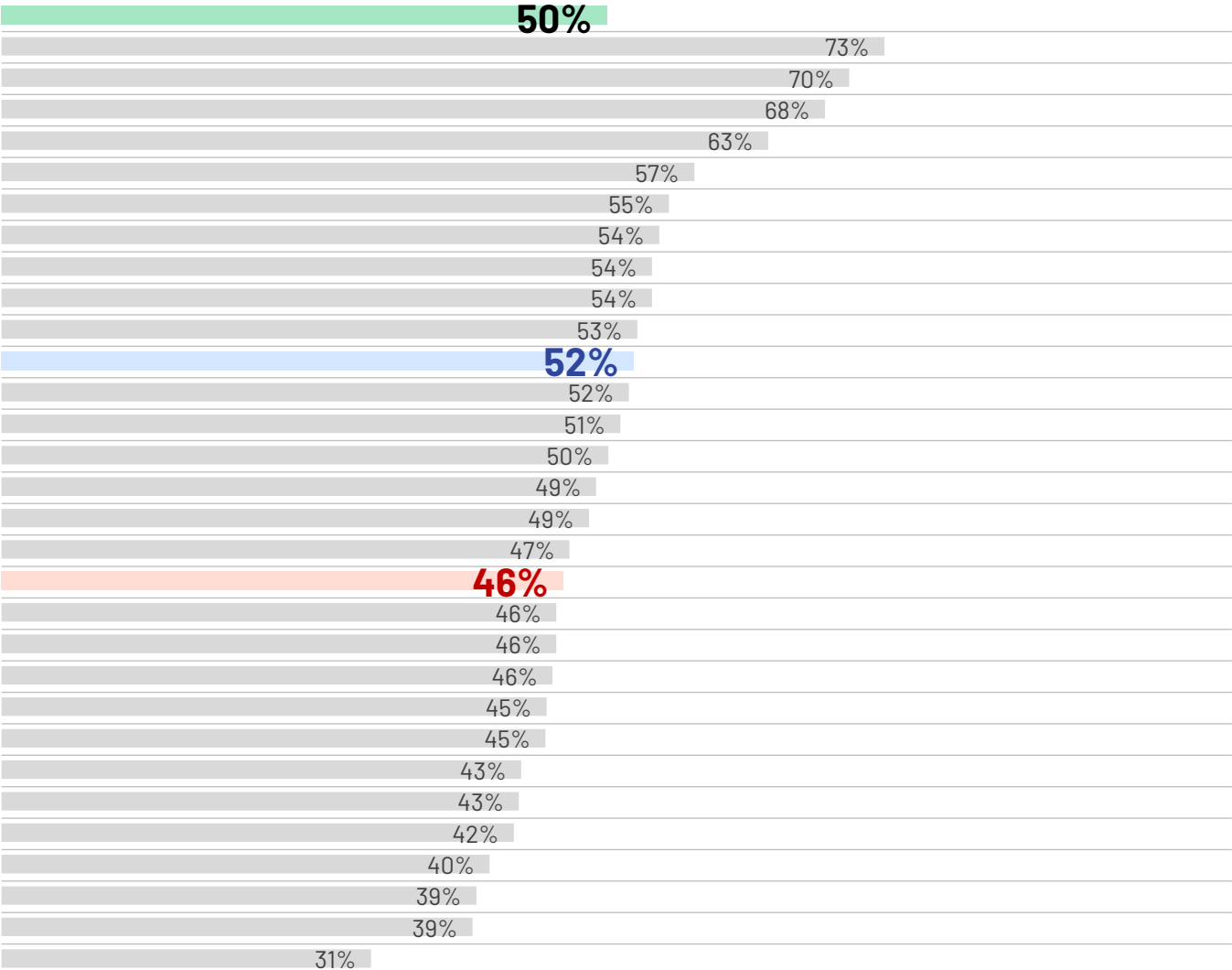
Base: 22,989 online adults under the age of 75 across 30 countries, interviewed 20 September - 4 October, 2024.

Country

30-country average

Indonesia
Singapore
Malaysia
India
Poland
South Africa
Thailand
Australia
South Korea
Netherlands
United States
Sweden
Ireland
New Zealand
Germany
Brazil
Mexico
Canada
Belgium
Japan
Great Britain
Hungary
Argentina
Spain
Türkiye
Chile
Colombia
Italy
France
Peru

% Very/somewhat confident



Confidence in Government Response: Terrorist Attack

Q: If a terrorist attack occurs in [country] in the next twelve months, how confident are you that the appropriate levels of security and protection could be provided by your government or its agencies could respond effectively?

Base: 22,989 online adults under the age of 75 across 30 countries, interviewed 20 September – 4 October, 2024.

Country

30-country average

Indonesia

India

Sweden

Netherlands

Singapore

Australia

United States

New Zealand

Great Britain

Malaysia

Türkiye

Germany

Belgium

Thailand

Spain

Canada

South Africa

Poland

South Korea

Ireland

France

Italy

Chile

Mexico

Japan

Brazil

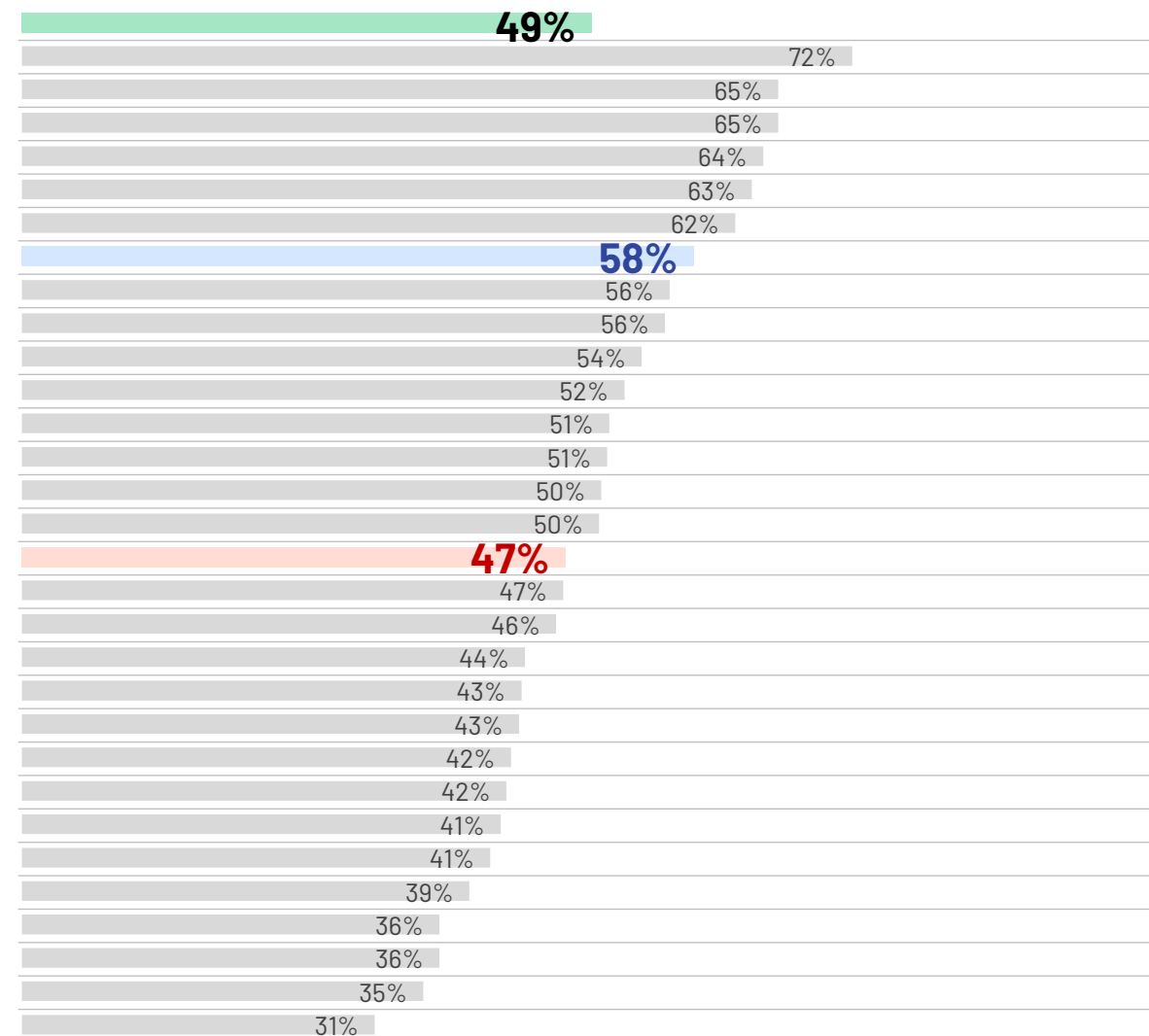
Argentina

Colombia

Hungary

Peru

% Very/somewhat confident



Change 2023

1 pp

4 pp

-2 pp

8 pp

2 pp

0 pp

4 pp

3 pp

-3 pp

-2 pp

8 pp

-3 pp

5 pp

4 pp

-2 pp

-1 pp

-3 pp

7 pp

13 pp

-4 pp

7 pp

0 pp

3 pp

4 pp

-4 pp

-4 pp

1 pp

8 pp

-4 pp

4 pp

-5 pp



Confidence in Government Response: Personal Safety

Q: If the personal safety and security of you or your family is violated in the next twelve months, how confident are you that the appropriate levels of security and protection could be provided by your government or its agencies could respond effectively?

Base: 22,989 online adults under the age of 75 across 30 countries, interviewed 20 September – 4 October, 2024.

Country

30-country average

Singapore

India

Indonesia

Malaysia

Australia

United States

Ireland

Netherlands

New Zealand

Great Britain

Thailand

Canada

Sweden

South Africa

Spain

Brazil

Germany

Belgium

Mexico

South Korea

Türkiye

Chile

Argentina

Poland

Colombia

Japan

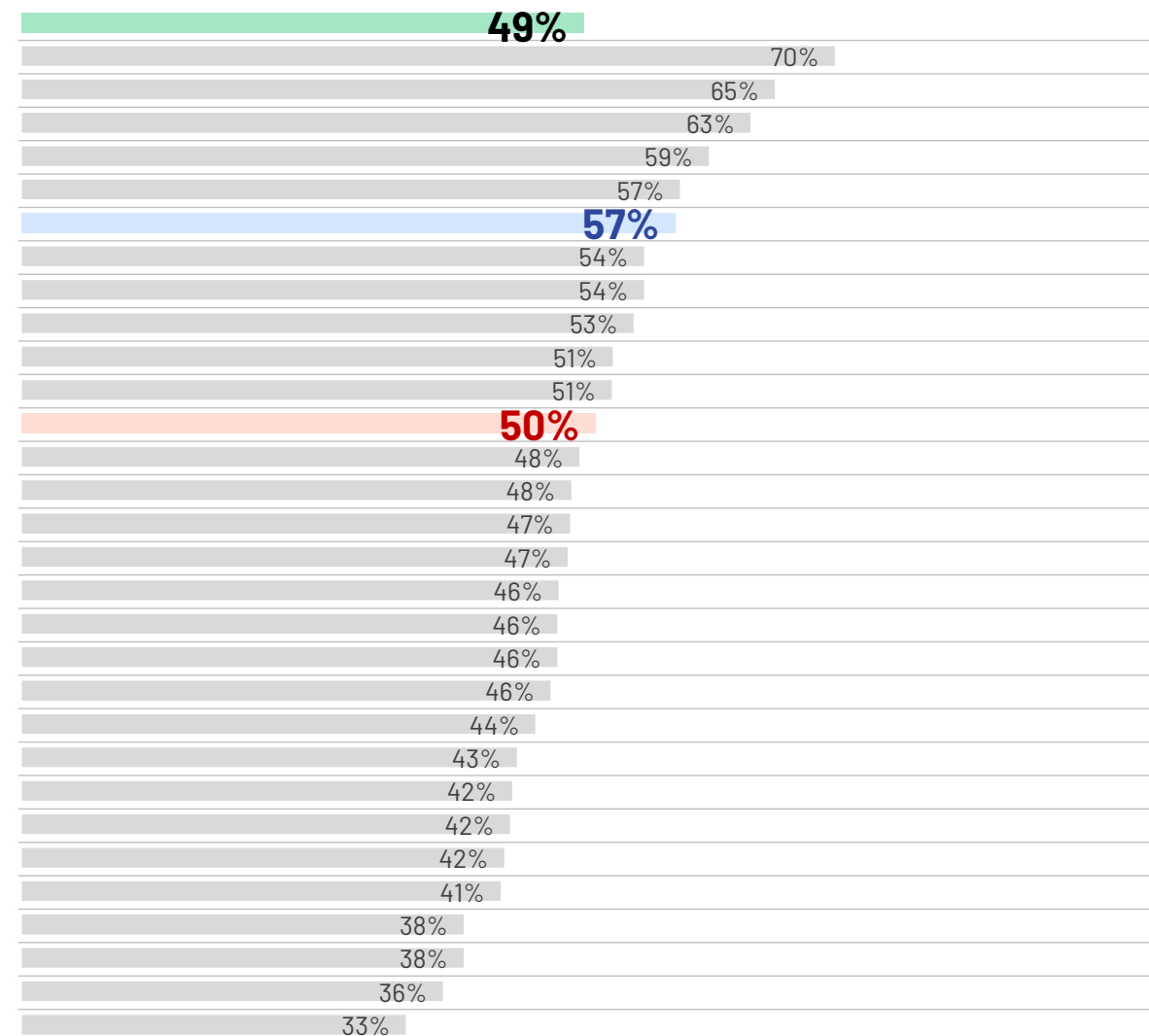
France

Italy

Peru

Hungary

% Very/somewhat confident



Change 2023

2 pp

2 pp

-3 pp

2 pp

6 pp

-2 pp

3 pp

7 pp

3 pp

-2 pp

1 pp

-9 pp

-2 pp

8 pp

4 pp

-1 pp

1 pp

3 pp

10 pp

-1 pp

-3 pp

-3 pp

-1 pp

5 pp

6 pp

1 pp

-4 pp

2 pp

-1 pp

3 pp

0 pp



Confidence in Government Response: Violent Conflict

Q: If a violent conflict breaks out between ethnic or minority groups in [country] in the next twelve months, how confident are you that the appropriate levels of security and protection could be provided by your government or its agencies could respond effectively?

Base: 22,989 online adults under the age of 75 across 30 countries, interviewed 20 September - 4 October, 2024.

Country

30-country average

Indonesia

India

Singapore

Australia

Malaysia

Thailand

Netherlands

New Zealand

South Africa

United States

Ireland

Great Britain

Canada

Sweden

Germany

Spain

Türkiye

South Korea

Poland

Mexico

Belgium

Brazil

Colombia

Italy

Chile

Argentina

Japan

Hungary

Peru

France

% Very/somewhat confident

48%

69%

68%

66%

58%

58%

55%

55%

53%

51%

51%

50%

49%

49%

47%

47%

47%

47%

46%

46%

45%

45%

43%

43%

41%

41%

40%

38%

37%

34%

33%

Change 2023

0 pp

0 pp

0 pp

-3 pp

-1 pp

6 pp

-5 pp

2 pp

-1 pp

6 pp

-2 pp

6 pp

-1 pp

-2 pp

6 pp

5 pp

-4 pp

1 pp

-3 pp

9 pp

4 pp

9 pp

-5 pp

3 pp

3 pp

-3 pp

5 pp

-1 pp

-2 pp

-4 pp

0 pp



Confidence in Government Response: Hacking

Q: If some person, organization or country hacks into either your public, private or personal information system for fraudulent or espionage purposes in the next twelve months, how confident are you that the appropriate levels of security and protection could be provided by your government or its agencies could respond effectively?

Base: 22,989 online adults under the age of 75 across 30 countries, interviewed 20 September - 4 October, 2024.

Country

30-country average

Indonesia

Singapore

India

Malaysia

Poland

South Korea

United States

Netherlands

Sweden

Australia

South Africa

Ireland

Thailand

New Zealand

Great Britain

Brazil

Germany

Spain

Canada

Türkiye

Mexico

Japan

Belgium

Colombia

Argentina

Chile

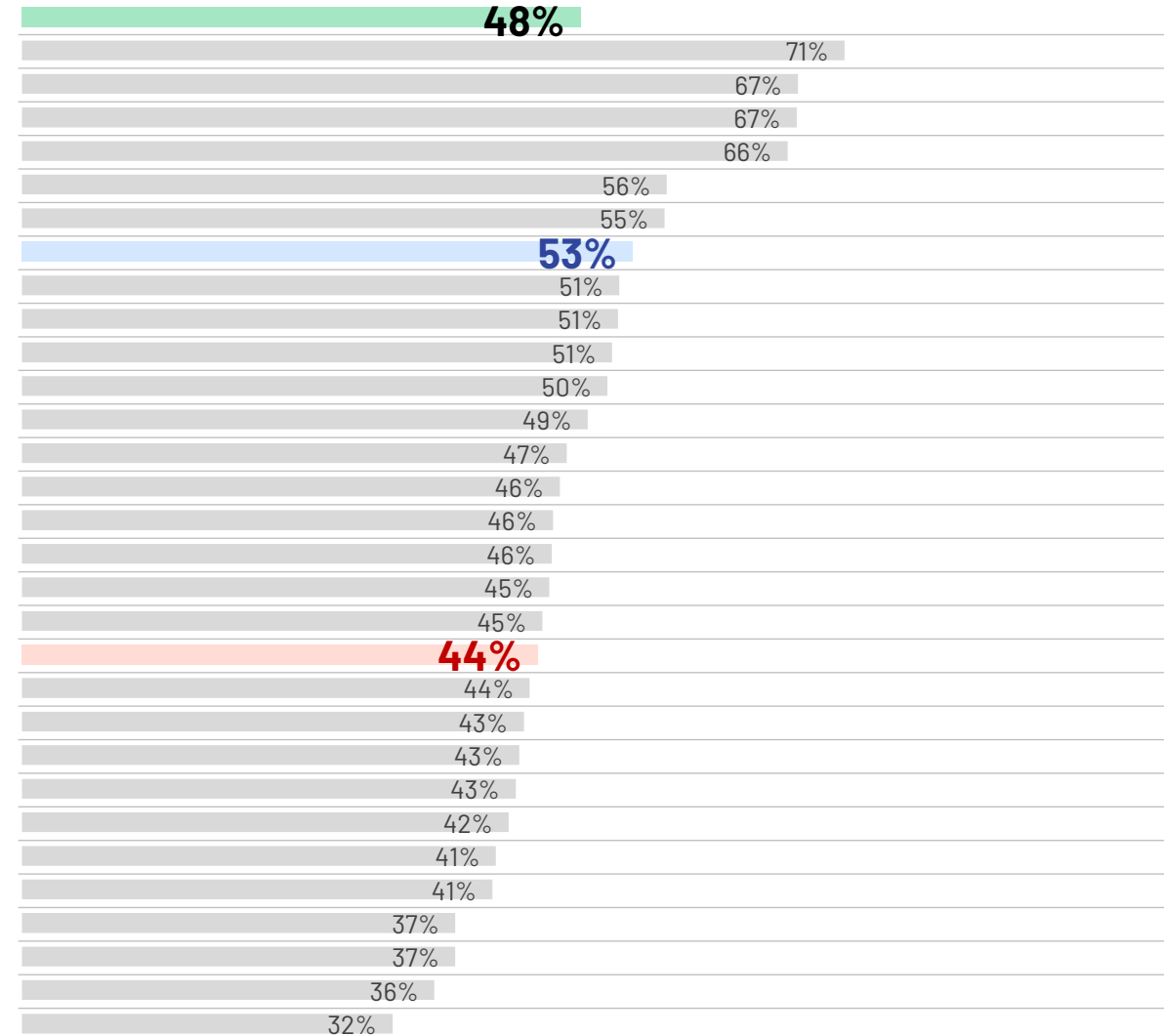
France

Italy

Hungary

Peru

% Very/somewhat confident



Change 2023

2 pp
5 pp
2 pp
0 pp
6 pp
17 pp
2 pp
-2 pp
6 pp
3 pp
0 pp
8 pp
11 pp
-7 pp
-3 pp
-1 pp
-3 pp
3 pp
-5 pp
-4 pp
1 pp
3 pp
-6 pp
5 pp
9 pp
7 pp
1 pp
2 pp
-2 pp
-2 pp
-2 pp



Confidence in Government Response: Armed Conflict

Q: If your country is involved in an armed conflict with another nation in the next twelve months, how confident are you that the appropriate levels of security and protection could be provided by your government or its agencies could respond effectively?

Base: 22,989 online adults under the age of 75 across 30 countries, interviewed 20 September – 4 October, 2024.

Country

30-country average

India

United States

Singapore

Indonesia

Netherlands

Sweden

Türkiye

Australia

Great Britain

Poland

Malaysia

Canada

South Africa

Chile

Japan

South Korea

Spain

Germany

New Zealand

Thailand

Mexico

Brazil

Ireland

Belgium

Italy

France

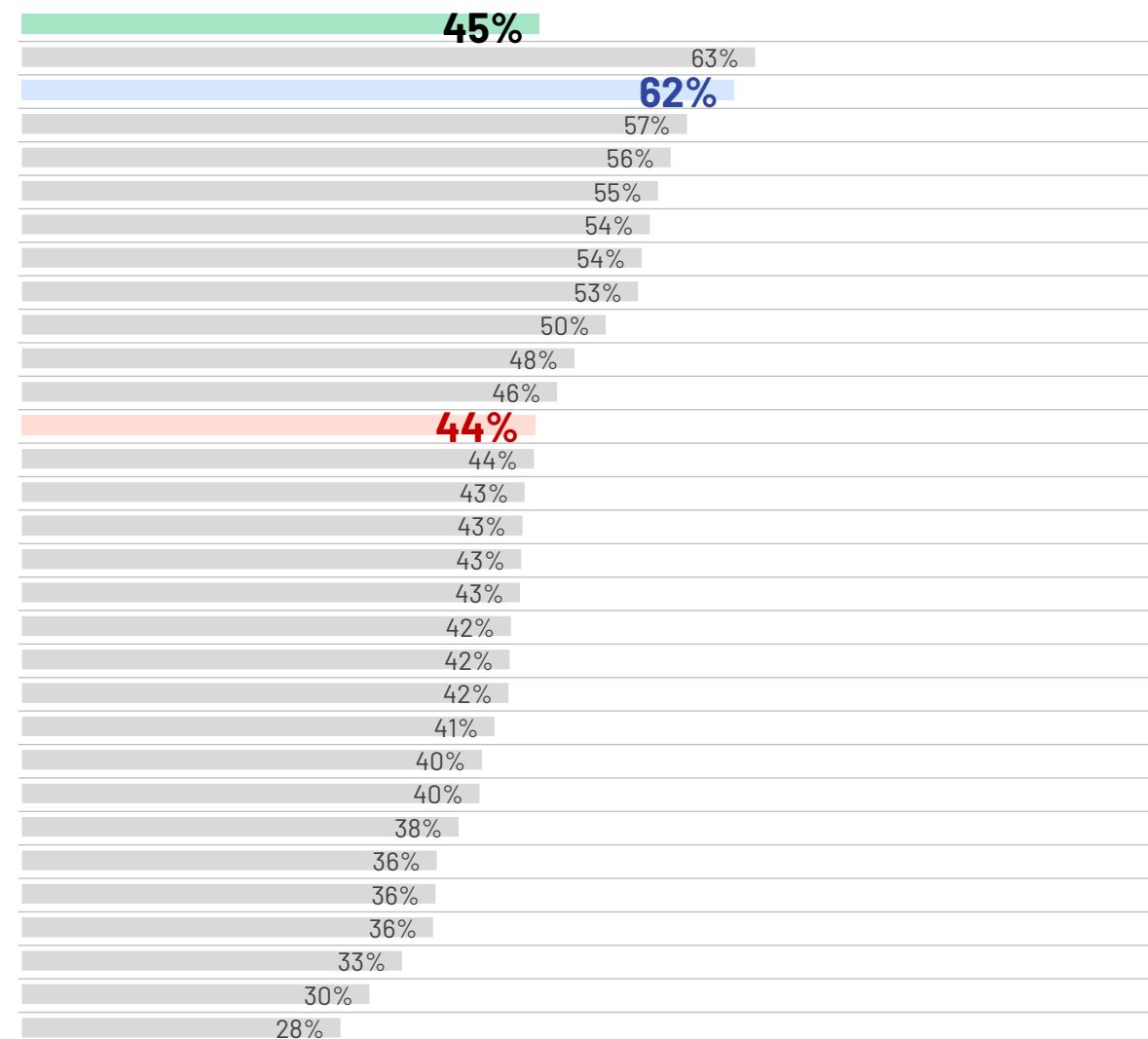
Colombia

Argentina

Peru

Hungary

% Very/somewhat confident



Change 2023

1 pp
-5 pp
1 pp
-3 pp
2 pp
0 pp
3 pp
-2 pp
-1 pp
-4 pp
10 pp
8 pp
-2 pp
5 pp
1 pp
-6 pp
-4 pp
-4 pp
4 pp
-4 pp
1 pp
-1 pp
2 pp
8 pp
-4 pp
-3 pp
-3 pp
2 pp
7 pp
-1 pp
-2 pp



Confidence in Government Response: Nuclear, Biological or Chemical Attack

Q: If a nuclear, biological or chemical attack took place somewhere in the world in the next twelve months, how confident are you that the appropriate levels of security and protection could be provided by your government or its agencies could respond effectively?

Base: 22,989 online adults under the age of 75 across 30 countries, interviewed 20 September - 4 October, 2024.

Country

30-country average

India

Indonesia

Malaysia

Singapore

Sweden

United States

Australia

South Korea

South Africa

Netherlands

Türkiye

Japan

Brazil

Thailand

Spain

Germany

Great Britain

Ireland

Mexico

Poland

New Zealand

Chile

Canada

Hungary

Argentina

Colombia

Belgium

Peru

France

Italy

% Very/somewhat confident

44%

67%

64%

57%

57%

56%

51%

47%

46%

45%

43%

43%

43%

42%

42%

41%

41%

41%

41%

41%

40%

39%

39%

39%

38%

37%

37%

34%

34%

33%

30%

Change 2023

0 pp

-3 pp

3 pp

8 pp

2 pp

4 pp

1 pp

-3 pp

0 pp

5 pp

-2 pp

0 pp

-11 pp

-2 pp

-6 pp

-2 pp

1 pp

-4 pp

7 pp

4 pp

5 pp

-5 pp

-3 pp

-1 pp

-3 pp

6 pp

2 pp

2 pp

0 pp

-2 pp

-5 pp



Confidence in Government Response: Artificial Intelligence

Q: If an artificial intelligence-based defense system were to break free of human control, how confident are you that the appropriate levels of security and protection could be provided by your government or its agencies could respond effectively?

Base: 22,989 online adults under the age of 75 across 30 countries, interviewed 20 September – 4 October, 2024.

Country

30-country average

Indonesia

India

Malaysia

Singapore

Thailand

United States

South Africa

Sweden

Australia

Brazil

South Korea

Chile

Netherlands

Mexico

Poland

Germany

Spain

Türkiye

Great Britain

Colombia

Japan

Ireland

New Zealand

Hungary

Canada

Argentina

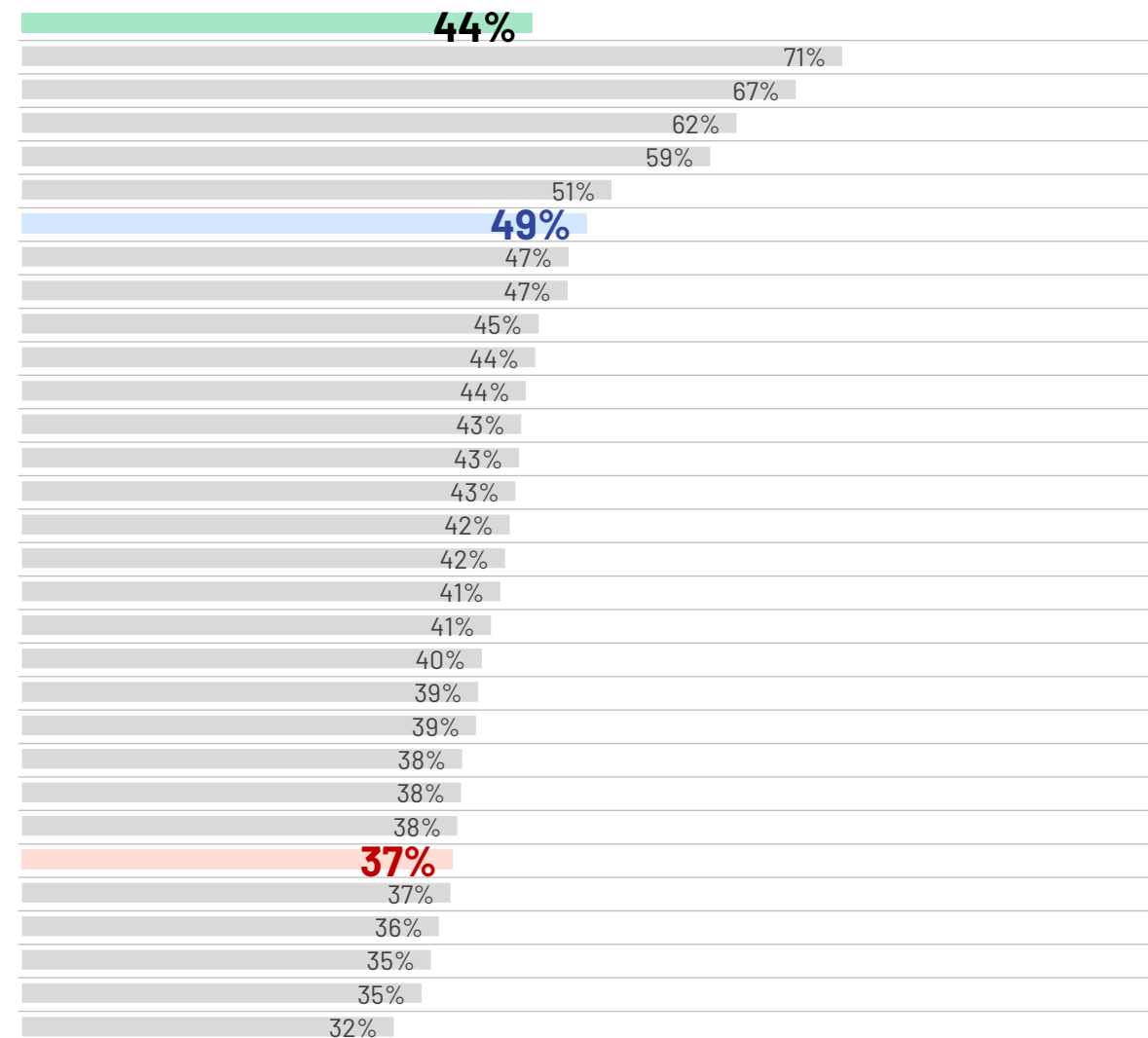
Belgium

Italy

France

Peru

% Very/somewhat confident



Change 2023

1 pp

6 pp

-3 pp

5 pp

-1 pp

-4 pp

3 pp

9 pp

7 pp

-5 pp

3 pp

-5 pp

7 pp

-1 pp

2 pp

3 pp

8 pp

-1 pp

-1 pp

-5 pp

2 pp

-5 pp

4 pp

-4 pp

1 pp

-7 pp

5 pp

3 pp

2 pp

4 pp

-3 pp



Global Gap Between Priority Of Threat And Level Of Preparation

Citizens of 30 Countries Assess
Threats and Engagement in
International Affairs

Global gap between priority of threat and level of preparation

Level of perceived preparation minus level of concern

Base: 22,989 online adults under the age of 75 across 30 countries, interviewed 20 September - 4 October, 2024.

30-country average

A nuclear, biological or chemical attack taking place somewhere in the world

Some person, organization or country hacking into either your public, private or personal information system for fraudulent or espionage purposes

Some person, organization, or country deliberately spreading disinformation to influence public opinion

A terrorist attack taking place in your country

A major natural disaster occurring in your country

An AI-based defense system becoming a threat to humanity by breaking free of human control


The personal safety and security for you or your family members being violated

A violent conflict breaking out between ethnic or minority groups in your country

A major health epidemic breaking out in your country

Your country being involved in an armed conflict with another nation

Gap



Global gap between priority of threat and level of preparation: Canada

Level of perceived
preparation minus level of
concern

Base: 22,989 online adults under the age of 75 across
30 countries, interviewed 20 September – 4 October,
2024.

Canada

A nuclear, biological or chemical attack taking place
somewhere in the world

Some person, organization or country hacking into
either your public, private or personal information
system for fraudulent or espionage purposes

Some person, organization, or country deliberately
spreading disinformation to influence public opinion in

A terrorist attack taking place in your country

An AI-based defense system becoming a threat to
humanity by breaking free of human control

A major natural disaster occurring in your country

A major health epidemic breaking out in your country

A violent conflict breaking out between ethnic or
minority groups in your country

The personal safety and security for you or your family
members being violated

Your country being involved in an armed conflict with
another nation

Gap



Global gap between priority of threat and level of preparation: United States

Level of perceived preparation minus level of concern

Base: 22,989 online adults under the age of 75 across 30 countries, interviewed 20 September - 4 October, 2024.

United States

Some person, organization or country hacking into either your public, private or personal information system for fraudulent or espionage purposes

Some person, organization, or country deliberately spreading disinformation to influence public opinion in

A nuclear, biological or chemical attack taking place somewhere in the world

A terrorist attack taking place in your country

A major natural disaster occurring in your country

A major health epidemic breaking out in your country

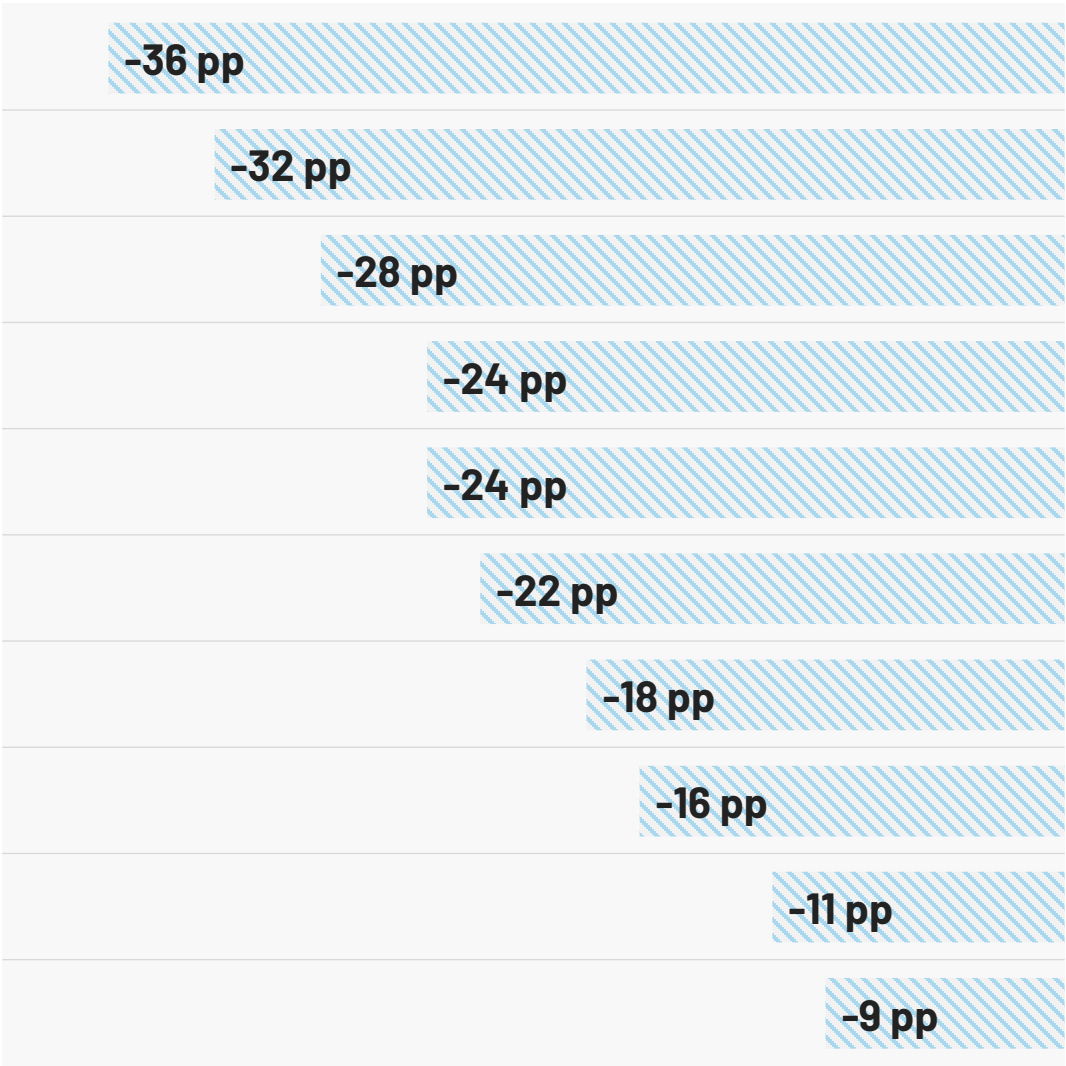
A violent conflict breaking out between ethnic or minority groups in your country

Your country being involved in an armed conflict with another nation

An AI-based defense system becoming a threat to humanity by breaking free of human control

The personal safety and security for you or your family members being violated

Gap



Methodology



METHODOLOGY

These are the results of a 30-country survey conducted by Ipsos on its Global Advisor online platform and, in India, on its IndiaBus platform, between Friday, September 20 and Friday, October 4, 2024. For this survey, Ipsos interviewed a total of 22,989 adults aged 18 years and older in India, 18-74 in Canada, Malaysia, South Africa, Türkiye, and the United States, 20-74 in Thailand, 21-74 in Indonesia and Singapore, and 16-74 in all other countries.

The sample consists of approximately 1,000 individuals each in Australia, Brazil, Canada, France, Germany, Great Britain, Italy, Japan, New Zealand, Spain, and the U.S., and 500 individuals each in Argentina, Belgium, Chile, Colombia, Hungary, Indonesia, Ireland, Israel, Malaysia, Mexico, the Netherlands, Peru, Poland, Singapore, South Africa, South Korea, Sweden, Thailand, and Türkiye. The sample in India consists of approximately 2,000 individuals, of whom approximately 1,800 were interviewed face-to-face and 200 were interviewed online.

Samples in Argentina, Australia, Belgium, Canada, France, Germany, Great Britain, Hungary, Italy, Japan, the Netherlands, Poland, South Korea, Spain, Sweden, and the U.S. can be considered representative of their general adult populations under the age of 75.

Samples in Brazil, Chile, Colombia, Indonesia, Israel, Malaysia, Mexico, Peru, Singapore, South Africa, Thailand, and Türkiye are more urban, more educated, and/or more affluent than the general population. The survey results for these countries should be viewed as reflecting the views of the more “connected” segment of their population.

India’s sample represents a large subset of its urban population – social economic classes A, B and C in metros and tier 1-3 town classes across all four zones.

The data is weighted so that the composition of each country’s sample best reflects the demographic profile of the adult population according to the most recent census data. “The 30-country average” reflects the average result for all the countries and markets in

which the survey was conducted. It has not been adjusted to the population size of each country or market and is not intended to suggest a total result.

When percentages do not sum up to 100 or the ‘difference’ appears to be +/-1 percentage point more/less than the actual result, this may be due to rounding, multiple responses, or the exclusion of “don’t know” or not stated responses.

The precision of Ipsos online polls is calculated using a credibility interval with a poll where N=1,000 being accurate to +/- 3.5 percentage points and of where N=500 being accurate to +/- 5.0 percentage points. For more information on Ipsos’ use of credibility intervals, please visit the Ipsos website.

The publication of these findings abides by local rules and regulations.



For more information

Dr. Darrell Bricker

Global CEO

Ipsos Public Affairs

Darrell.Bricker@ipsos.com