

WORLD AFFAIRS

Citizens of 30 Countries Assess
Threats and Engagement in
International Affairs

Dr. Darrell Bricker
November 2024



CONTENTS

1

Key Findings

2

Global Threats
Assessment

3

Confidence in
Response to
Threats

4

Global Gap Between
Priority of Threat and
Level of Preparation

5

Willingness to
Engage in World
Affairs

6

World Conflict
Views

7

Views on
Democracy, U.S.
and Western Values

8

Methodology

AUSTRALIAN Key findings



Disinformation worry high

Just over 3 in 4 (76% on average across 30 countries) say some person, organization, or country deliberately spreading disinformation to influence public opinion is a real threat in the world today. The threat was added to the poll this year as it has emerged as a hot topic during one of the biggest global election years in history.



Canada retains top spot

Almost 8 in 10 (79%) say Canada is the country/organization most likely to have a positive influence on world affairs over the next decade, once again topping our list. Meanwhile, Iran remains in the bottom spot, with 25% saying it will have a positive influence.



World War III fear drops

Fear about a world conflict involving superpowers similar to World Wars I and II over the next 25 years has dropped in 29 out of 30 countries year-over-year. As the full-scale invasion of Ukraine nears the three-year mark and with the Hamas-Israel conflict in its second year, 63% (-seven percentage points versus 2023) expect a worldwide conflict between now and 2074.



Hacking concern remains

Being hacked for fraudulent or espionage purposes ties disinformation as the No. 1 threat in 2024, with 76% also saying hacking is a real concern. Hacking has consistently been seen as a leading threat over the past decade and fear about hacking rose in 19 out of 30 countries this year.



Sweating natural disasters

Over the past decade, on average across 20 countries*, concern about one issue has grown the most: natural disasters. Fires, floods and heatwaves have become the norm and thus it's no surprise the proportion of people who think a major natural disaster in their country is a threat now sits at 69% in 2024 versus 58% in 2015.



Hope amid pessimism

The proportion of people who think more things are getting better than worse these days is down nine points, on average across 20 countries*, since we first started asking this question in 2017. On the other hand, a new question shows there's some hope with a majority in all 30 countries saying democracy, human rights and the rule of law are universal values that all nations deserve and can aspire to.

Key findings



Disinformation worry high

Just over 3 in 4 (76% on average across 30 countries) say some person, organization, or country deliberately spreading disinformation to influence public opinion is a real threat in the world today. The threat was added to the poll this year as it has emerged as a hot topic during one of the biggest global election years in history.



Canada retains top spot

Almost 8 in 10 (79%) say Canada is the country/organization most likely to have a positive influence on world affairs over the next decade, once again topping our list. Meanwhile, Iran remains in the bottom spot, with 25% saying it will have a positive influence.



World War III fear drops

Fear about a world conflict involving superpowers similar to World Wars I and II over the next 25 years has dropped in 29 out of 30 countries year-over-year. As the full-scale invasion of Ukraine nears the three-year mark and with the Hamas-Israel conflict in its second year, 63% (-seven percentage points versus 2023) expect a worldwide conflict between now and 2074.



Hacking concern remains

Being hacked for fraudulent or espionage purposes ties disinformation as the No. 1 threat in 2024, with 76% also saying hacking is a real concern. Hacking has consistently been seen as a leading threat over the past decade and fear about hacking rose in 19 out of 30 countries this year.



Sweating natural disasters

Over the past decade, on average across 20 countries*, concern about one issue has grown the most: natural disasters. Fires, floods and heatwaves have become the norm and thus it's no surprise the proportion of people who think a major natural disaster in their country is a threat now sits at 69% in 2024 versus 58% in 2015.



Hope amid pessimism

The proportion of people who think more things are getting better than worse these days is down nine points, on average across 20 countries*, since we first started asking this question in 2017. On the other hand, a new question shows there's some hope with a majority in all 30 countries saying democracy, human rights and the rule of law are universal values that all nations deserve and can aspire to.

Global Threats Assessment

Citizens of 30 Countries Assess
Threats and Engagement in
International Affairs

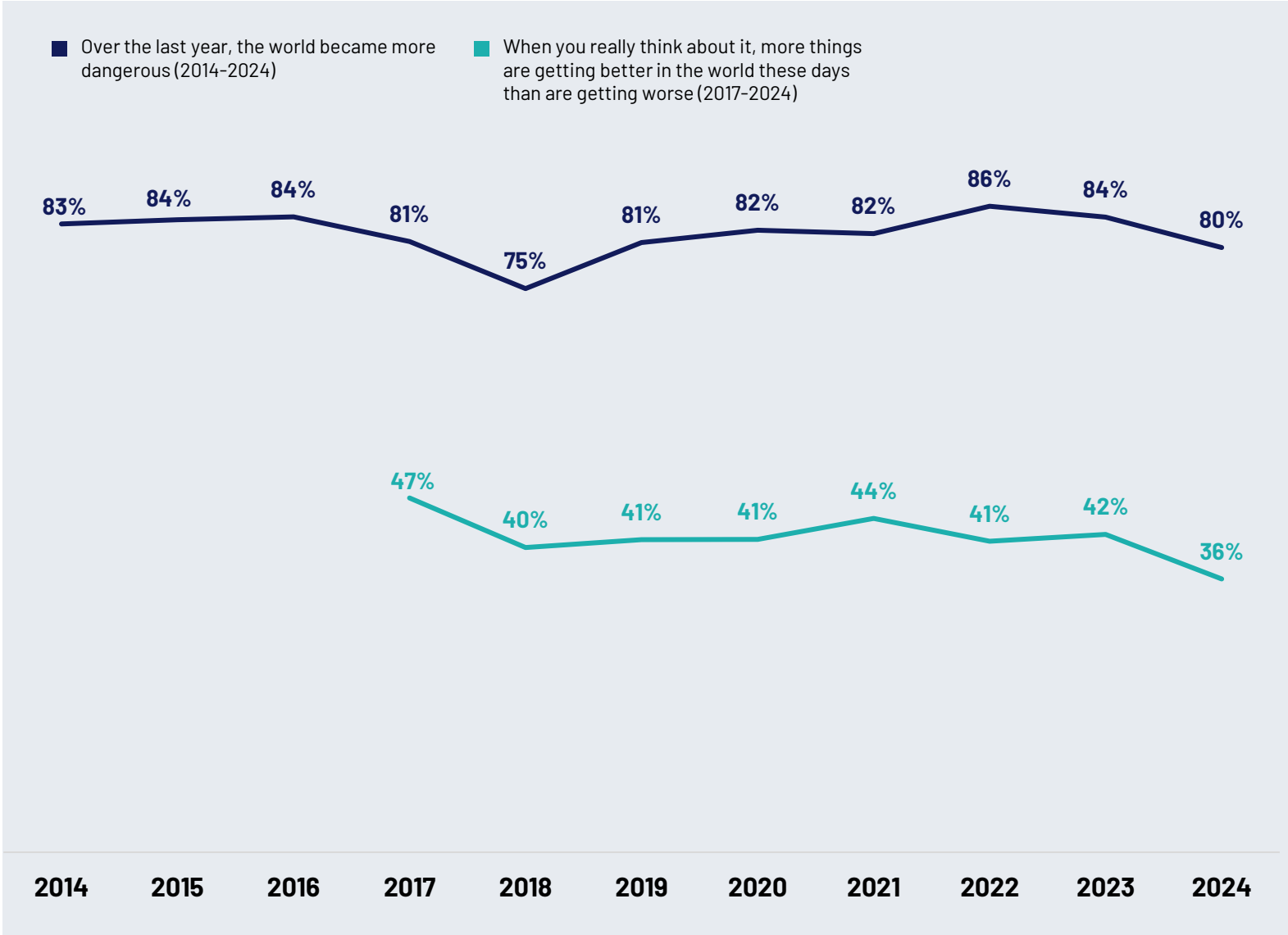


Attitudes about the state of the world over time*

% somewhat/strongly agree

*Change for 20-country average is based on the countries which were in all editions of the Ipsos for the Halifax Security Forum report.

Base: 22,989 online adults under the age of 75 across 30 countries, interviewed 20 September - 4 October, 2024.



Over the last year the world became more dangerous

Base: 22,989 online adults under the age of 75 across 30 countries, interviewed 20 September – 4 October, 2024.

Country	% Somewhat/strongly agree	Change 2023
30-country average	80%	-4 pp
Netherlands	86%	-1 pp
South Korea	85%	2 pp
Great Britain	84%	0 pp
Argentina	84%	-3 pp
Peru	83%	-7 pp
Poland	83%	-3 pp
Belgium	83%	-1 pp
New Zealand	83%	-1 pp
Germany	82%	-1 pp
Ireland	82%	-4 pp
Türkiye	82%	-5 pp
Canada	82%	-5 pp
France	82%	-5 pp
Sweden	82%	-7 pp
Colombia	81%	-4 pp
Indonesia	81%	8 pp
United States	81%	-3 pp
Chile	81%	-6 pp
Australia	80%	-2 pp
Hungary	80%	-6 pp
Spain	80%	-1 pp
South Africa	80%	-6 pp
Italy	79%	0 pp
Singapore	79%	-6 pp
Mexico	77%	-9 pp
Thailand	74%	-6 pp
India	73%	-10 pp
Japan	72%	-9 pp
Malaysia	72%	-1 pp
Brazil	71%	-8 pp



When you really think about it, more things are getting better in the world these days than are getting worse

Base: 22,989 online adults under the age of 75 across 30 countries, interviewed 20 September - 4 October, 2024.

Country	% Somewhat/strongly agree	Change 2023
30-country average	40%	-7 pp
India	68%	-17 pp
Thailand	62%	-17 pp
Malaysia	61%	-6 pp
Singapore	55%	-9 pp
Mexico	53%	-8 pp
Peru	52%	-10 pp
Indonesia	51%	-12 pp
South Korea	49%	-2 pp
Brazil	48%	-10 pp
Colombia	46%	-7 pp
South Africa	45%	0 pp
Ireland	42%	0 pp
Chile	42%	-9 pp
Argentina	41%	-3 pp
Sweden	37%	-1 pp
Poland	37%	-3 pp
Spain	36%	-9 pp
Australia	34%	-14 pp
Great Britain	33%	-8 pp
Germany	33%	-3 pp
Netherlands	33%	-2 pp
New Zealand	33%	-10 pp
Hungary	32%	-4 pp
United States	31%	-6 pp
Canada	29%	-2 pp
Italy	28%	-11 pp
Belgium	25%	-6 pp
Türkiye	23%	-7 pp
France	22%	-3 pp
Japan	20%	-1 pp



Global threat assessment*

Q: How real do you feel the threat is of any of the following happening in the next twelve months – a very real threat, a somewhat real threat, not much of a real threat or not a real threat at all? **(Very Real Threat/ Somewhat Real Threat)**

*Change for 20-country average is based on the countries which were in all editions of the Ipsos for the Halifax Security Forum report.

Base: 22,989 online adults under the age of 75 across 30 countries, interviewed 20 September – 4 October, 2024.

Global	2024	2023	2022	2021	2020	2019	2018	2017	2016	2015
Some person, organization, or country deliberately spreading disinformation to influence public opinion	76%	n/a	n/a	n/a	n/a	n/a	n/a	n/a	n/a	n/a
Change from previous year	n/a	n/a	n/a	n/a	n/a	n/a	n/a	n/a	n/a	n/a
Being hacked for fraudulent or espionage purposes	76%	72%	74%	75%	74%	75%	70%	75%	74%	73%
Change from previous year	4 pp	-2 pp	-1 pp	1 pp	-1 pp	5 pp	-5 pp	1 pp	1 pp	10 pp
Nuclear / chemical attack in the world	71%	70%	74%	65%	66%	68%	63%	72%	68%	65%
Change from previous year	1 pp	-4 pp	9 pp	-1 pp	-2 pp	5 pp	-9 pp	4 pp	3 pp	9 pp
Major natural disaster in your country	69%	68%	67%	68%	65%	65%	61%	62%	59%	58%
Change from previous year	1 pp	1 pp	-1 pp	3 pp	n/c	4 pp	-1 pp	3 pp	1 pp	6 pp
Terrorist attack in your country	66%	62%	61%	61%	58%	65%	64%	71%	72%	68%
Change from previous year	4 pp	1 pp	n/c	3 pp	-7 pp	1 pp	-7 pp	-1 pp	4 pp	14 pp
The personal safety and security for you or your family members being violated	60%	61%	59%	58%	60%	60%	57%	62%	62%	59%
Change from previous year	-1 pp	2 pp	1 pp	-2 pp	n/c	3 pp	-5 pp	n/c	3 pp	9 pp
Major health epidemic in your country	60%	60%	61%	71%	79%	51%	49%	51%	50%	51%
Change from previous year	n/c	-1 pp	-10 pp	-8 pp	28 pp	2 pp	-2 pp	1 pp	-1 pp	-8 pp
A violent conflict breaking out between ethnic or minority groups in your country	58%	59%	58%	59%	60%	60%	57%	61%	61%	60%
Change from previous year	-1 pp	1 pp	-1 pp	-1 pp	n/c	3 pp	-4 pp	n/c	1 pp	10 pp
An Artificial Intelligence-based defense system becoming a threat to humanity by breaking free of human control	58%	57%	n/a	n/a	n/a	n/a	n/a	n/a	n/a	n/a
Change from previous year	1 pp	n/a	n/a	n/a	n/a	n/a	n/a	n/a	n/a	n/a
Your country entering armed conflict with another country	52%	52%	51%	45%	44%	48%	46%	53%	53%	53%
Change from previous year	n/c	1 pp	6 pp	1 pp	-4 pp	2 pp	-7 pp	n/c	n/c	3 pp



Australia threat assessment

Q: How real do you feel the threat is of any of the following happening in the next twelve months – a very real threat, a somewhat real threat, not much of a real threat or not a real threat at all? **(Very Real Threat/ Somewhat Real Threat)**

Base: 22,989 online adults under the age of 75 across 30 countries, interviewed 20 September – 4 October, 2024.

Australia	2024	2023	2022	2021	2020	2019	2018	2017	2016	2015
Being hacked for fraudulent or espionage purposes	80%	79%	84%	79%	83%	79%	72%	78%	79%	78%
Change from previous year	1 pp	-5 pp	5 pp	-4 pp	4 pp	7 pp	-6 pp	-1 pp	1 pp	16 pp
Some person, organization, or country deliberately spreading disinformation to influence public opinion	76%	n/a	n/a	n/a	n/a	n/a	n/a	n/a	n/a	n/a
Change from previous year	n/a	n/a	n/a	n/a	n/a	n/a	n/a	n/a	n/a	n/a
Nuclear / chemical attack in the world	75%	73%	78%	72%	69%	71%	65%	79%	71%	71%
Change from previous year	2 pp	-5 pp	6 pp	3 pp	-2 pp	6 pp	-14 pp	8 pp	n/c	13 pp
Major natural disaster in your country	75%	78%	79%	74%	77%	73%	63%	67%	74%	73%
Change from previous year	-3 pp	-1 pp	5 pp	-3 pp	4 pp	10 pp	-4 pp	-7 pp	1 pp	14 pp
Terrorist attack in your country	71%	61%	63%	67%	63%	76%	68%	82%	80%	80%
Change from previous year	10 pp	-2 pp	-4 pp	4 pp	-13 pp	8 pp	-14 pp	2 pp	n/c	10 pp
A violent conflict breaking out between ethnic or minority groups in your country	67%	58%	56%	54%	58%	61%	56%	62%	66%	69%
Change from previous year	9 pp	2 pp	2 pp	-4 pp	-3 pp	5 pp	-6 pp	-4 pp	-3 pp	3 pp
Major health epidemic in your country	61%	64%	68%	80%	87%	54%	43%	55%	51%	52%
Change from previous year	-3 pp	-4 pp	-12 pp	-7 pp	33 pp	11 pp	-12 pp	4 pp	-1 pp	-3 pp
The personal safety and security for you or your family members being violated	61%	62%	55%	53%	52%	55%	49%	61%	59%	57%
Change from previous year	-1 pp	7 pp	2 pp	1 pp	-3 pp	6 pp	-12 pp	2 pp	2 pp	14 pp
An Artificial Intelligence-based defense system becoming a threat to humanity by breaking free of human control	59%	58%	n/a	n/a	n/a	n/a	n/a	n/a	n/a	n/a
Change from previous year	1 pp	n/a	n/a	n/a	n/a	n/a	n/a	n/a	n/a	n/a
Your country entering armed conflict with another country	57%	55%	59%	56%	47%	55%	47%	64%	58%	63%
Change from previous year	2 pp	-4 pp	3 pp	9 pp	-8 pp	8 pp	-17 pp	6 pp	-5 pp	-12 pp



Some person, organisation/ organization, or country deliberately spreads disinformation to influence public opinion

Q: How real do you feel the threat is of some person, organisation/ organization, or country deliberately spreading disinformation to influence public opinion in the next twelve months?

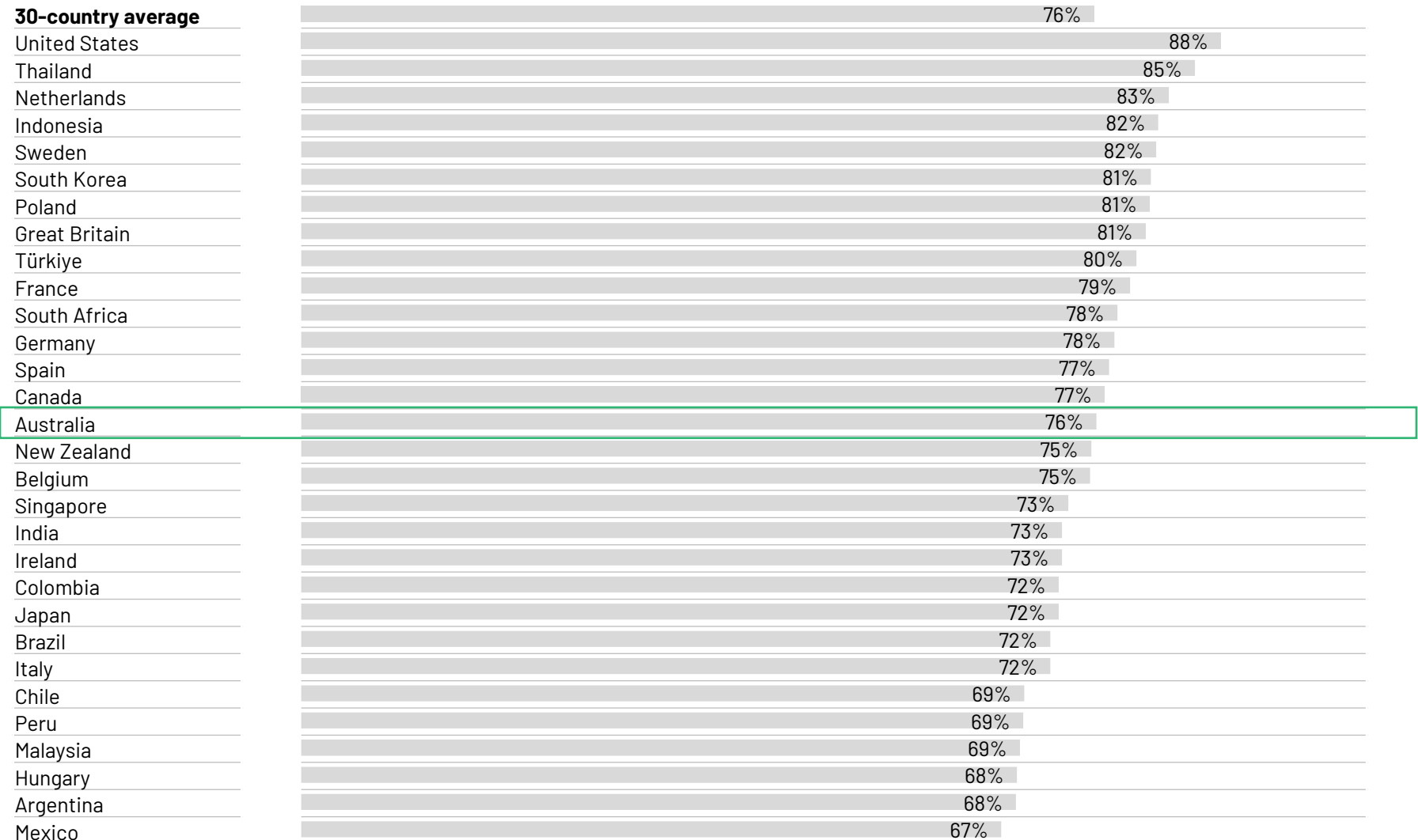
Base: 22,989 online adults under the age of 75 across 30 countries, interviewed 20 September - 4 October, 2024.

Country

30-country average

United States
Thailand
Netherlands
Indonesia
Sweden
South Korea
Poland
Great Britain
Türkiye
France
South Africa
Germany
Spain
Canada
Australia
New Zealand
Belgium
Singapore
India
Ireland
Colombia
Japan
Brazil
Italy
Chile
Peru
Malaysia
Hungary
Argentina
Mexico

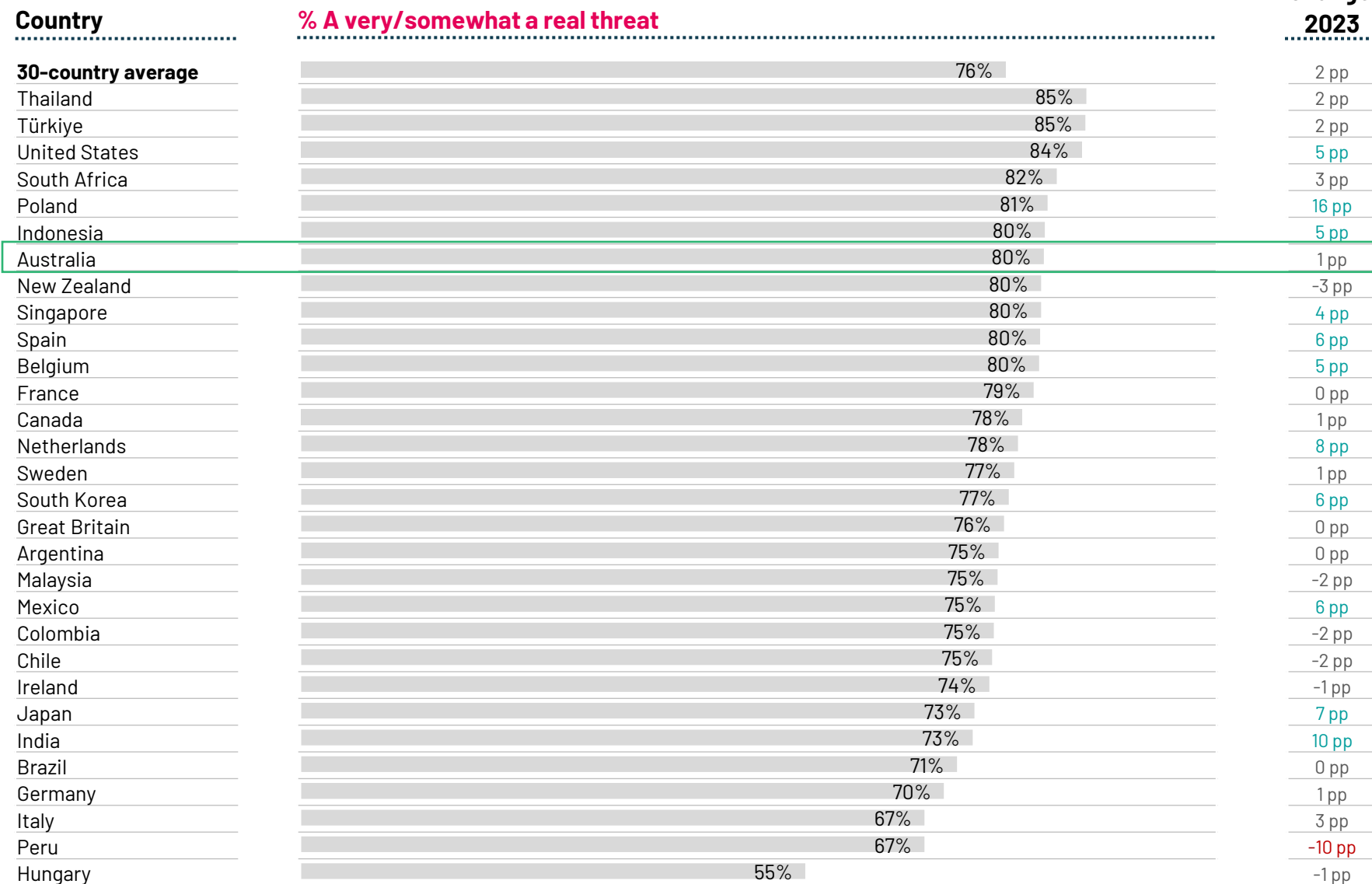
% A very/somewhat a real threat



Being hacked for fraudulent or espionage purposes

Q: How real do you feel the threat is of some person, organization or country hacking into either your public, private or personal information system for fraudulent or espionage purposes in the next twelve months?

Base: 22,989 online adults under the age of 75 across 30 countries, interviewed 20 September - 4 October, 2024.



A nuclear, biological or chemical attack taking place somewhere in the world

Q: How real do you feel the threat is of a nuclear, biological or chemical attack taking place somewhere in the world in the next twelve months?

Base: 22,989 online adults under the age of 75 across 30 countries, interviewed 20 September – 4 October, 2024.

Country

% A very/somewhat a real threat

Change 2023

30-country average

Thailand	86%	1 pp
Türkiye	84%	1 pp
Singapore	80%	5 pp
South Africa	80%	3 pp
New Zealand	78%	2 pp
United States	78%	0 pp
Colombia	78%	-1 pp
Japan	78%	0 pp
Ireland	76%	0 pp
Australia	75%	2 pp
Indonesia	75%	6 pp
Peru	74%	-1 pp
Canada	74%	5 pp
Spain	73%	1 pp
Argentina	73%	-1 pp
Chile	72%	-6 pp
Great Britain	72%	-2 pp
India	72%	8 pp
Sweden	71%	1 pp
Malaysia	70%	0 pp
Hungary	70%	-2 pp
Mexico	70%	-1 pp
Germany	69%	2 pp
Netherlands	68%	1 pp
Brazil	67%	1 pp
Belgium	66%	0 pp
Italy	64%	6 pp
South Korea	61%	-1 pp
Poland	61%	0 pp
France	58%	0 pp

A major natural disaster occurring

Q: How real do you feel the threat is of a major natural disaster occurring in [country] in the next twelve months?

Base: 22,989 online adults under the age of 75 across 30 countries, interviewed 20 September - 4 October, 2024.

Country	% A very/somewhat a real threat	Change 2023
30-country average	70%	0 pp
Thailand	85%	3 pp
Indonesia	85%	5 pp
United States	85%	1 pp
Japan	85%	0 pp
Türkiye	85%	0 pp
New Zealand	84%	-3 pp
Peru	83%	-2 pp
Mexico	83%	8 pp
Chile	82%	-3 pp
Colombia	78%	-4 pp
Brazil	75%	2 pp
Australia	75%	-3 pp
South Africa	74%	-8 pp
Italy	74%	0 pp
Poland	74%	17 pp
South Korea	71%	-6 pp
India	70%	10 pp
Canada	68%	-6 pp
Germany	68%	8 pp
Argentina	67%	5 pp
Malaysia	67%	-3 pp
France	67%	-4 pp
Belgium	64%	9 pp
Spain	59%	-10 pp
Singapore	56%	4 pp
Great Britain	55%	1 pp
Netherlands	54%	1 pp
Hungary	48%	1 pp
Ireland	47%	-2 pp
Sweden	39%	-9 pp



A terrorist attack taking place

Q: How real do you feel the threat is of a terrorist attack taking place in [country] in the next twelve months?

Base: 22,989 online adults under the age of 75 across 30 countries, interviewed 20 September - 4 October, 2024.

Country	% A very/somewhat a real threat	Change 2023
30-country average	66%	3 pp
Türkiye	87%	4 pp
France	84%	4 pp
Germany	83%	12 pp
Netherlands	83%	14 pp
Thailand	82%	3 pp
Great Britain	82%	3 pp
United States	82%	1 pp
Belgium	80%	10 pp
Sweden	77%	-6 pp
India	71%	8 pp
Australia	71%	10 pp
Singapore	71%	2 pp
Colombia	69%	-6 pp
Indonesia	68%	-2 pp
South Africa	67%	1 pp
Spain	67%	0 pp
Canada	66%	7 pp
Japan	65%	1 pp
New Zealand	62%	-1 pp
Peru	62%	-3 pp
Malaysia	60%	10 pp
Ireland	60%	5 pp
Italy	59%	6 pp
Poland	51%	2 pp
Chile	46%	-5 pp
Mexico	46%	1 pp
South Korea	46%	-9 pp
Argentina	45%	5 pp
Brazil	42%	-3 pp
Hungary	41%	3 pp



A major health epidemic breaking out

Q: How real do you feel the threat is of a major health epidemic breaking out in [country] in the next twelve months?

Base: 22,989 online adults under the age of 75 across 30 countries, interviewed 20 September – 4 October, 2024.

Country

% A very/somewhat a real threat

Change 2023

30-country average

30-country average	62%	-1 pp
Thailand	84%	0 pp
Peru	76%	1 pp
Türkiye	76%	-1 pp
South Africa	74%	-1 pp
United States	74%	0 pp
India	71%	8 pp
Malaysia	70%	0 pp
Indonesia	70%	5 pp
Singapore	70%	-3 pp
New Zealand	68%	0 pp
Mexico	66%	2 pp
Great Britain	66%	-3 pp
Japan	65%	0 pp
Brazil	63%	-1 pp
Canada	63%	-2 pp
Colombia	62%	-1 pp
Argentina	62%	4 pp
Australia	61%	-2 pp
Ireland	61%	-2 pp
Chile	59%	-2 pp
France	56%	0 pp
Netherlands	54%	0 pp
Belgium	53%	4 pp
South Korea	53%	1 pp
Poland	53%	-4 pp
Spain	52%	-11 pp
Hungary	48%	-1 pp
Germany	47%	1 pp
Italy	46%	-6 pp
Sweden	41%	1 pp



The personal safety and security for you and your family members being violated

Q: How real do you feel the threat is of the personal safety and security for you or your family members being violated in the next twelve months?

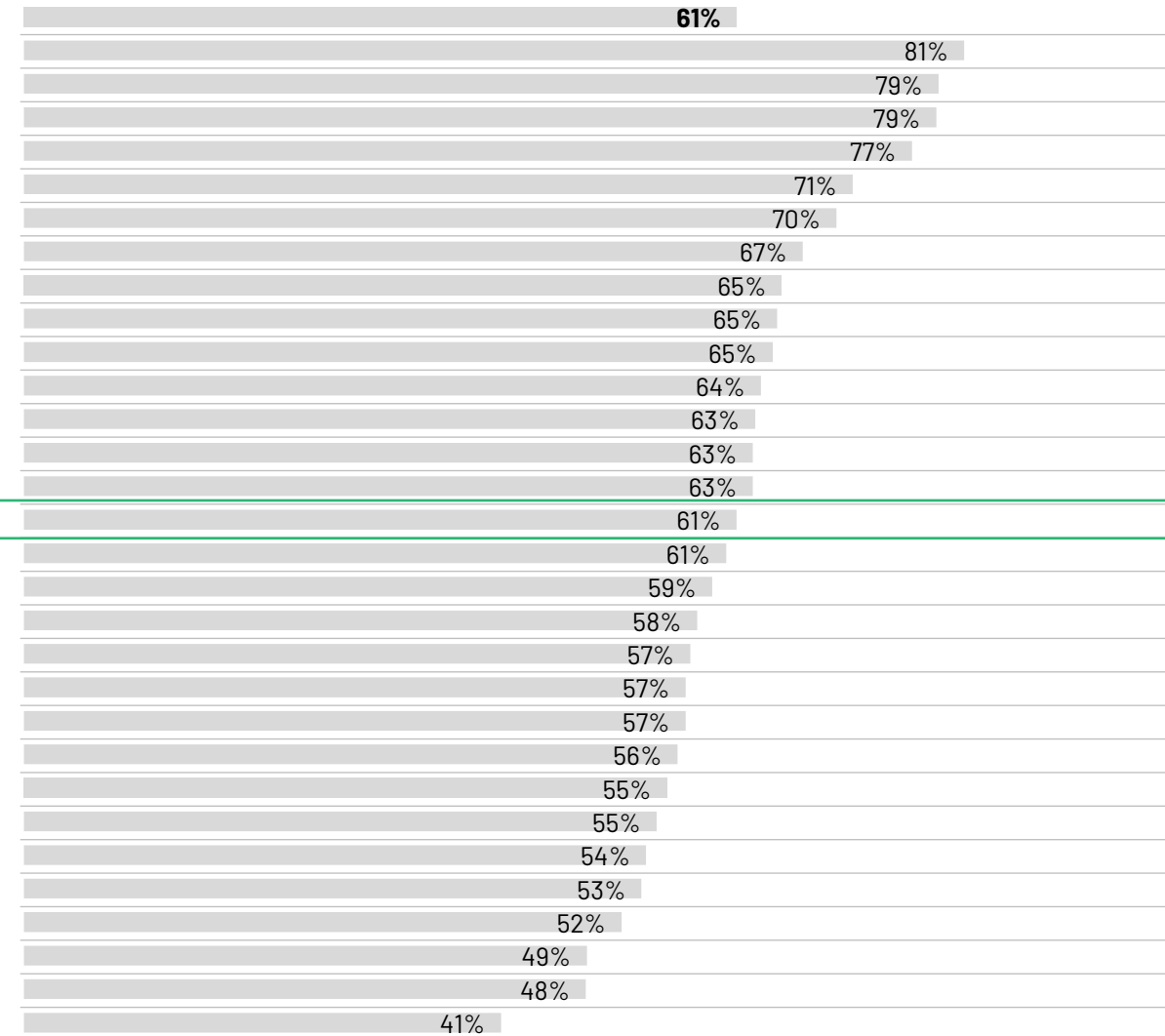
Base: 22,989 online adults under the age of 75 across 30 countries, interviewed 20 September – 4 October, 2024.

Country

30-country average

Türkiye
Thailand
South Africa
Peru
India
Chile
Mexico
United States
Singapore
Colombia
Argentina
Indonesia
Japan
Malaysia
Australia
Netherlands
Brazil
Belgium
Germany
France
Spain
Ireland
Canada
South Korea
New Zealand
Great Britain
Italy
Sweden
Poland
Hungary

% A very/somewhat a real threat



Change 2023

-2 pp
4 pp
0 pp
-2 pp
4 pp
10 pp
-3 pp
-1 pp
-2 pp
3 pp
-7 pp
-2 pp
-3 pp
2 pp
2 pp
-1 pp
2 pp
-7 pp
-2 pp
3 pp
1 pp
0 pp
-7 pp
-2 pp
0 pp
-6 pp
-3 pp
-1 pp
0 pp
-7 pp
-10 pp

An AI-based defense system becoming a threat to humanity by breaking free of human control

Q: How real do you feel the threat is of an AI-based defense system becoming a threat to humanity by breaking free of human control?

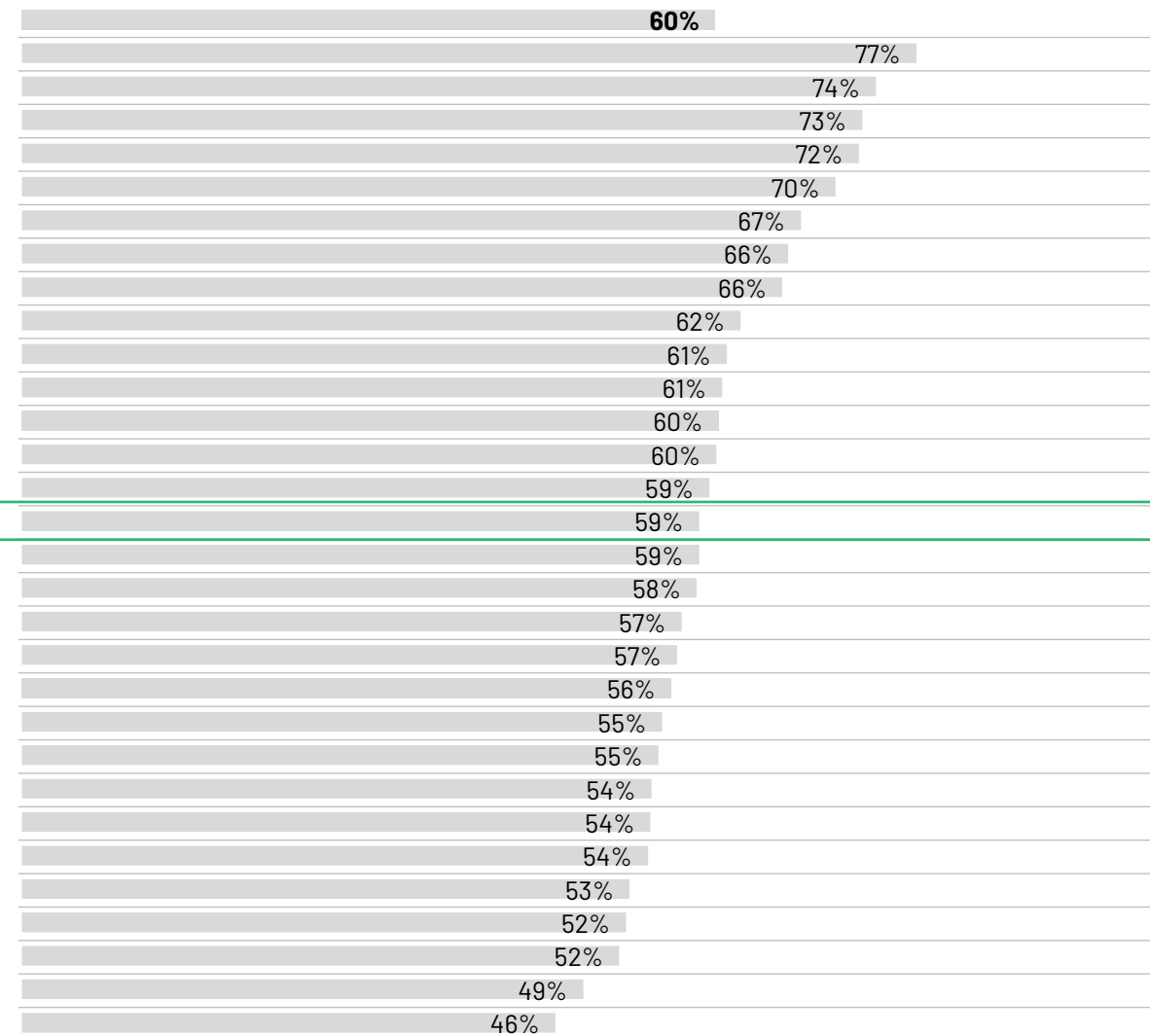
Base: 22,989 online adults under the age of 75 across 30 countries, interviewed 20 September – 4 October, 2024.

Country

30-country average

Indonesia
Türkiye
Colombia
India
Thailand
South Africa
Singapore
Malaysia
Chile
Peru
Belgium
United States
Mexico
France
Australia
Ireland
Japan
Poland
Brazil
Canada
Netherlands
Great Britain
Spain
South Korea
Argentina
New Zealand
Italy
Hungary
Germany
Sweden

% A very/somewhat a real threat



Change 2023

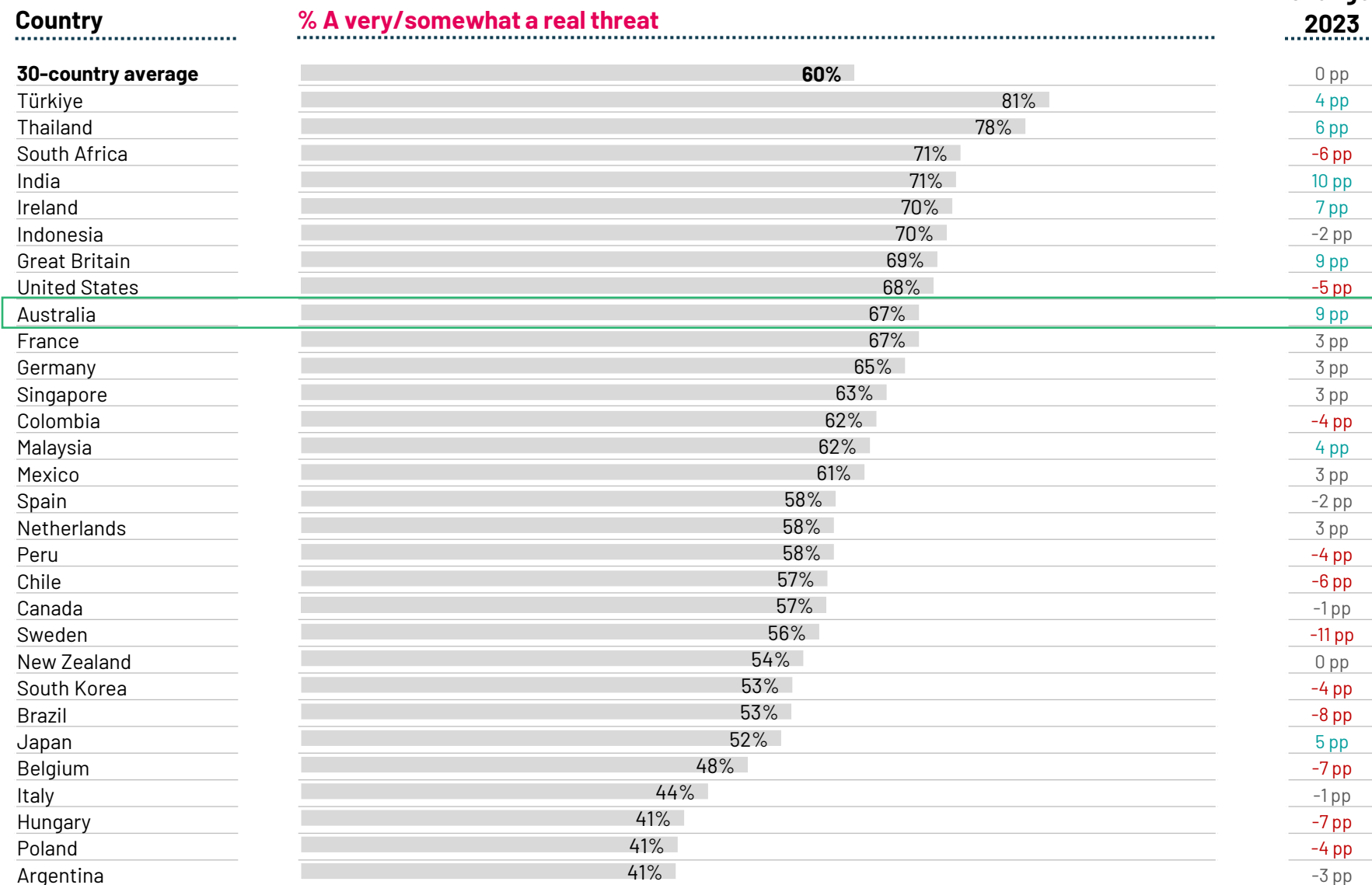
0 pp
1 pp
4 pp
3 pp
9 pp
-3 pp
0 pp
3 pp
2 pp
1 pp
-6 pp
5 pp
-4 pp
2 pp
2 pp
1 pp
0 pp
1 pp
3 pp
-1 pp
-3 pp
1 pp
-6 pp
-5 pp
2 pp
0 pp
-1 pp
5 pp
-3 pp
-1 pp
1 pp



A violent conflict breaking out between ethnic or minority groups

Q: How real do you feel the threat is of a violent conflict breaking out between ethnic or minority groups in [country] in the next twelve months?

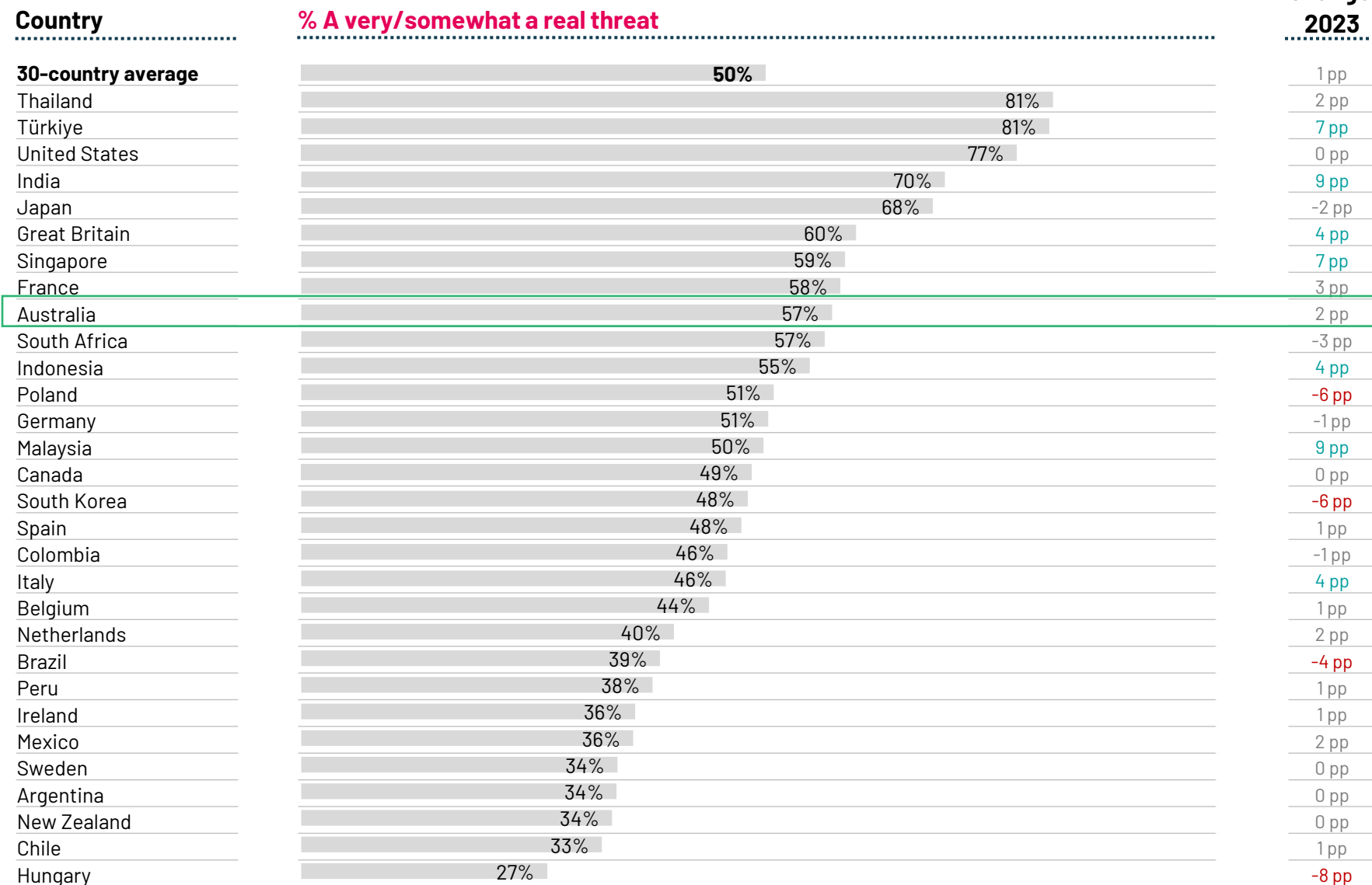
Base: 22,989 online adults under the age of 75 across 30 countries, interviewed 20 September - 4 October, 2024.



Country being involved in an armed conflict with another nation

Q: How real do you feel the threat is of [country] being involved in an armed conflict with another nation in the next twelve months?

Base: 22,989 online adults under the age of 75 across 30 countries, interviewed 20 September - 4 October, 2024.



Confidence in Response to Threats

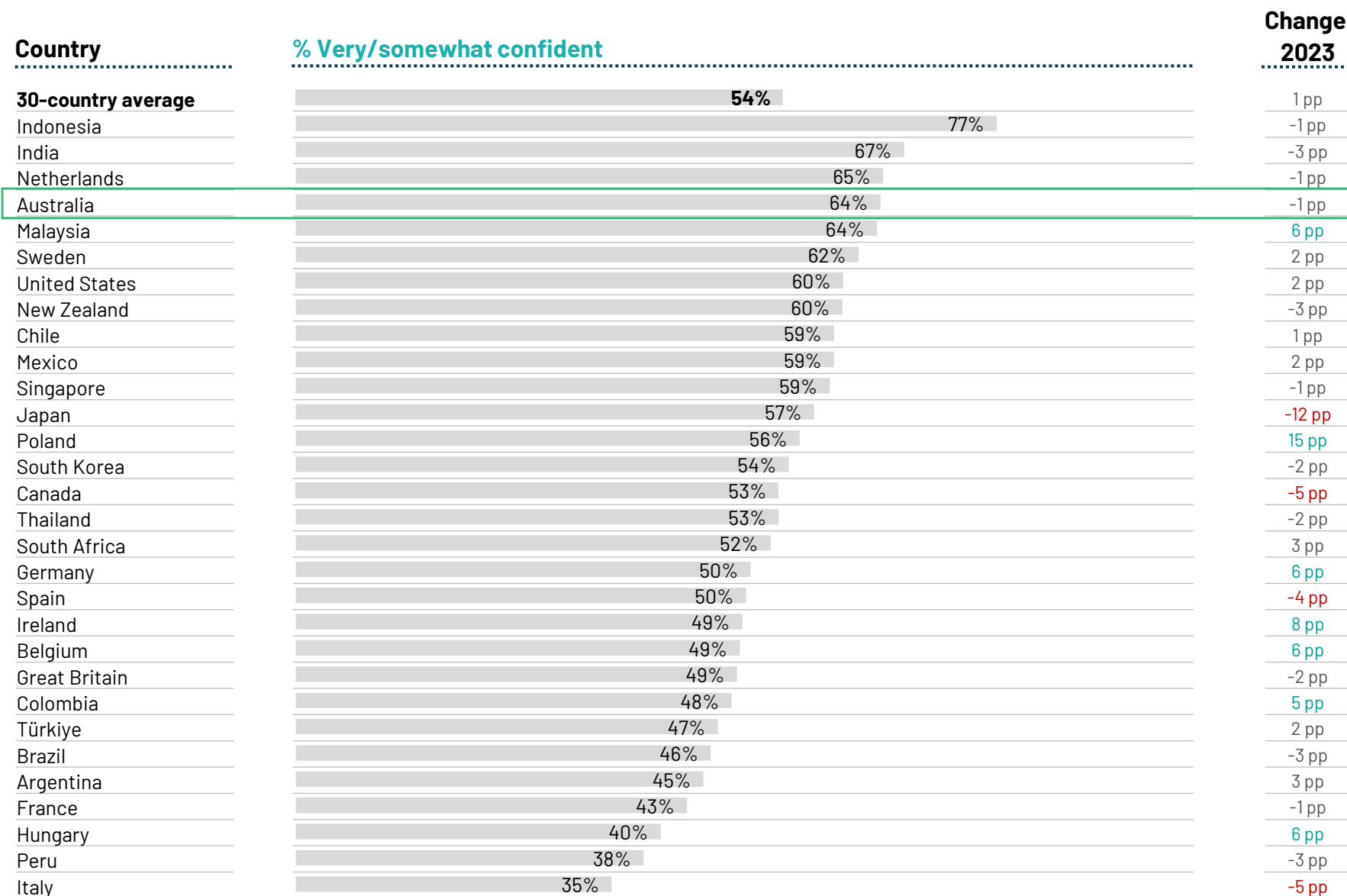
Citizens of 30 Countries Assess
Threats and Engagement in
International Affairs



Confidence in Government Response: Major Natural Disaster

Q: If a major natural disaster occurs in [country] in the next twelve months, how confident are you that the appropriate levels of security and protection could be provided by your government or its agencies could respond effectively?

Base: 22,989 online adults under the age of 75 across 30 countries, interviewed 20 September – 4 October, 2024.



Confidence in Government Response: Major Health Epidemic

Q: If a major health epidemic breaks out in [country] in the next twelve months, how confident are you that the appropriate levels of security and protection could be provided by your government or its agencies could respond effectively?

Base: 22,989 online adults under the age of 75 across 30 countries, interviewed 20 September – 4 October, 2024.

Country	% Very/somewhat confident	Change 2023
30-country average	52%	1 pp
Singapore	70%	-1 pp
Indonesia	67%	2 pp
India	67%	-1 pp
Sweden	66%	8 pp
Malaysia	64%	2 pp
Australia	60%	-1 pp
Netherlands	59%	2 pp
South Africa	58%	8 pp
New Zealand	58%	-5 pp
Ireland	54%	8 pp
Canada	53%	-2 pp
Belgium	53%	4 pp
United States	52%	-3 pp
Chile	50%	-6 pp
Thailand	50%	-4 pp
Spain	50%	-1 pp
Brazil	50%	-2 pp
Germany	49%	4 pp
Colombia	47%	5 pp
Great Britain	47%	-3 pp
Mexico	47%	-3 pp
Türkiye	47%	-2 pp
South Korea	47%	1 pp
Argentina	46%	2 pp
Japan	46%	-5 pp
Poland	44%	7 pp
France	41%	0 pp
Italy	40%	0 pp
Peru	39%	0 pp
Hungary	38%	3 pp



Confidence in Government Response: Disinformation

Q: If some person, organisation/organization, or country deliberately spreading disinformation to influence public opinion, how confident are you that the appropriate levels of security and protection could be provided by your government or its agencies could respond effectively?

Base: 22,989 online adults under the age of 75 across 30 countries, interviewed 20 September – 4 October, 2024.

Country

30-country average

Indonesia

Singapore

Malaysia

India

Poland

South Africa

Thailand

Australia

South Korea

Netherlands

United States

Sweden

Ireland

New Zealand

Germany

Brazil

Mexico

Canada

Belgium

Japan

Great Britain

Hungary

Argentina

Spain

Türkiye

Chile

Colombia

Italy

France

Peru

% Very/somewhat confident

50%

73%

70%

68%

63%

57%

55%

54%

54%

54%

53%

52%

52%

51%

50%

49%

49%

47%

46%

46%

46%

46%

45%

45%

43%

43%

42%

40%

39%

39%

31%



Confidence in Government Response: Terrorist Attack

Q: If a terrorist attack occurs in [country] in the next twelve months, how confident are you that the appropriate levels of security and protection could be provided by your government or its agencies could respond effectively?

Base: 22,989 online adults under the age of 75 across 30 countries, interviewed 20 September – 4 October, 2024.

Country	% Very/somewhat confident	Change 2023
30-country average	49%	1 pp
Indonesia	72%	4 pp
India	65%	-2 pp
Sweden	65%	8 pp
Netherlands	64%	2 pp
Singapore	63%	0 pp
Australia	62%	4 pp
United States	58%	3 pp
New Zealand	56%	-3 pp
Great Britain	56%	-2 pp
Malaysia	54%	8 pp
Türkiye	52%	-3 pp
Germany	51%	5 pp
Belgium	51%	4 pp
Thailand	50%	-2 pp
Spain	50%	-1 pp
Canada	47%	-3 pp
South Africa	47%	7 pp
Poland	46%	13 pp
South Korea	44%	-4 pp
Ireland	43%	7 pp
France	43%	0 pp
Italy	42%	3 pp
Chile	42%	4 pp
Mexico	41%	-4 pp
Japan	41%	-4 pp
Brazil	39%	1 pp
Argentina	36%	8 pp
Colombia	36%	-4 pp
Hungary	35%	4 pp
Peru	31%	-5 pp



Confidence in Government Response: Personal Safety

Q: If the personal safety and security of you or your family is violated in the next twelve months, how confident are you that the appropriate levels of security and protection could be provided by your government or its agencies could respond effectively?

Base: 22,989 online adults under the age of 75 across 30 countries, interviewed 20 September – 4 October, 2024.

Country	% Very/somewhat confident	Change 2023
30-country average	49%	2 pp
Singapore	70%	2 pp
India	65%	-3 pp
Indonesia	63%	2 pp
Malaysia	59%	6 pp
Australia	57%	-2 pp
United States	57%	3 pp
Ireland	54%	7 pp
Netherlands	54%	3 pp
New Zealand	53%	-2 pp
Great Britain	51%	1 pp
Thailand	51%	-9 pp
Canada	50%	-2 pp
Sweden	48%	8 pp
South Africa	48%	4 pp
Spain	47%	-1 pp
Brazil	47%	1 pp
Germany	46%	3 pp
Belgium	46%	10 pp
Mexico	46%	-1 pp
South Korea	46%	-3 pp
Türkiye	44%	-3 pp
Chile	43%	-1 pp
Argentina	42%	5 pp
Poland	42%	6 pp
Colombia	42%	1 pp
Japan	41%	-4 pp
France	38%	2 pp
Italy	38%	-1 pp
Peru	36%	3 pp
Hungary	33%	0 pp



Confidence in Government Response: Violent Conflict

Q: If a violent conflict breaks out between ethnic or minority groups in [country] in the next twelve months, how confident are you that the appropriate levels of security and protection could be provided by your government or its agencies could respond effectively?

Base: 22,989 online adults under the age of 75 across 30 countries, interviewed 20 September – 4 October, 2024.

Country	% Very/somewhat confident	Change 2023
30-country average	48%	0 pp
Indonesia	69%	0 pp
India	68%	0 pp
Singapore	66%	-3 pp
Australia	58%	-1 pp
Malaysia	58%	6 pp
Thailand	55%	-5 pp
Netherlands	55%	2 pp
New Zealand	53%	-1 pp
South Africa	51%	6 pp
United States	51%	-2 pp
Ireland	50%	6 pp
Great Britain	49%	-1 pp
Canada	49%	-2 pp
Sweden	47%	6 pp
Germany	47%	5 pp
Spain	47%	-4 pp
Türkiye	47%	1 pp
South Korea	46%	-3 pp
Poland	46%	9 pp
Mexico	45%	4 pp
Belgium	45%	9 pp
Brazil	43%	-5 pp
Colombia	43%	3 pp
Italy	41%	3 pp
Chile	41%	-3 pp
Argentina	40%	5 pp
Japan	38%	-1 pp
Hungary	37%	-2 pp
Peru	34%	-4 pp
France	33%	0 pp



Confidence in Government Response: Hacking

Q: If some person, organization or country hacks into either your public, private or personal information system for fraudulent or espionage purposes in the next twelve months, how confident are you that the appropriate levels of security and protection could be provided by your government or its agencies could respond effectively?

Base: 22,989 online adults under the age of 75 across 30 countries, interviewed 20 September - 4 October, 2024.

Country	% Very/somewhat confident	Change 2023
30-country average	48%	2 pp
Indonesia	71%	5 pp
Singapore	67%	2 pp
India	67%	0 pp
Malaysia	66%	6 pp
Poland	56%	17 pp
South Korea	55%	2 pp
United States	53%	-2 pp
Netherlands	51%	6 pp
Sweden	51%	3 pp
Australia	51%	0 pp
South Africa	50%	8 pp
Ireland	49%	11 pp
Thailand	47%	-7 pp
New Zealand	46%	-3 pp
Great Britain	46%	-1 pp
Brazil	46%	-3 pp
Germany	45%	3 pp
Spain	45%	-5 pp
Canada	44%	-4 pp
Türkiye	44%	1 pp
Mexico	43%	3 pp
Japan	43%	-6 pp
Belgium	43%	5 pp
Colombia	42%	9 pp
Argentina	41%	7 pp
Chile	41%	1 pp
France	37%	2 pp
Italy	37%	-2 pp
Hungary	36%	-2 pp
Peru	32%	-2 pp



Confidence in Government Response: Armed Conflict

Q: If your country is involved in an armed conflict with another nation in the next twelve months, how confident are you that the appropriate levels of security and protection could be provided by your government or its agencies could respond effectively?

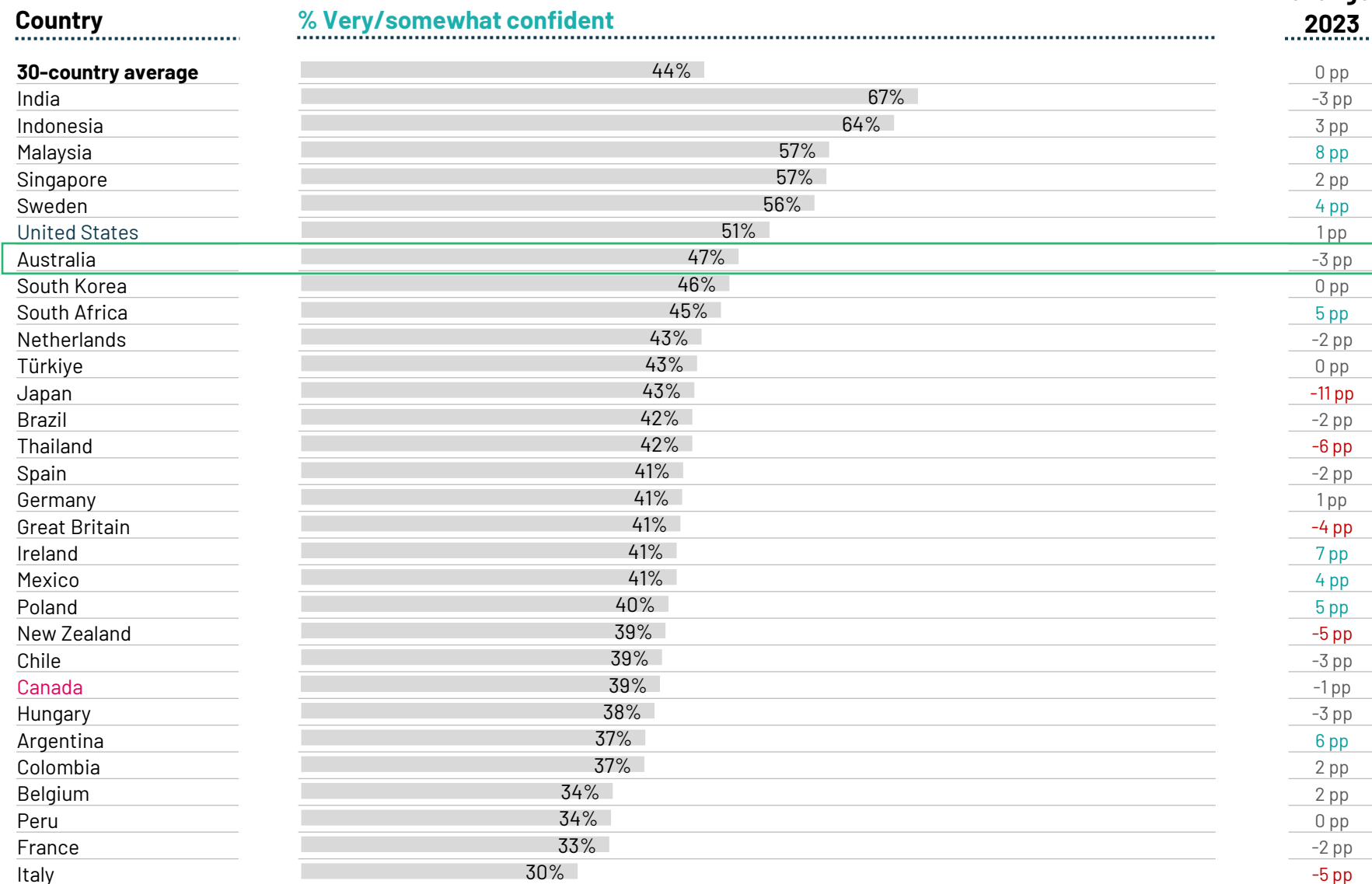
Base: 22,989 online adults under the age of 75 across 30 countries, interviewed 20 September – 4 October, 2024.

Country	% Very/somewhat confident	Change 2023
30-country average	45%	1 pp
India	63%	-5 pp
United States	62%	1 pp
Singapore	57%	-3 pp
Indonesia	56%	2 pp
Netherlands	55%	0 pp
Sweden	54%	3 pp
Türkiye	54%	-2 pp
Australia	53%	-1 pp
Great Britain	50%	-4 pp
Poland	48%	10 pp
Malaysia	46%	8 pp
Canada	44%	-2 pp
South Africa	44%	5 pp
Chile	43%	1 pp
Japan	43%	-6 pp
South Korea	43%	-4 pp
Spain	43%	-4 pp
Germany	42%	4 pp
New Zealand	42%	-4 pp
Thailand	42%	1 pp
Mexico	41%	-1 pp
Brazil	40%	2 pp
Ireland	40%	8 pp
Belgium	38%	-4 pp
Italy	36%	-3 pp
France	36%	-3 pp
Colombia	36%	2 pp
Argentina	33%	7 pp
Peru	30%	-1 pp
Hungary	28%	-2 pp

Confidence in Government Response: Nuclear, Biological or Chemical Attack

Q: If a nuclear, biological or chemical attack took place somewhere in the world in the next twelve months, how confident are you that the appropriate levels of security and protection could be provided by your government or its agencies could respond effectively?

Base: 22,989 online adults under the age of 75 across 30 countries, interviewed 20 September - 4 October, 2024.



Confidence in Government Response: Artificial Intelligence

Q: If an artificial intelligence-based defense system were to break free of human control, how confident are you that the appropriate levels of security and protection could be provided by your government or its agencies could respond effectively?

Base: 22,989 online adults under the age of 75 across 30 countries, interviewed 20 September – 4 October, 2024.

Country	% Very/somewhat confident	Change 2023
30-country average	44%	1 pp
Indonesia	71%	6 pp
India	67%	-3 pp
Malaysia	62%	5 pp
Singapore	59%	-1 pp
Thailand	51%	-4 pp
United States	49%	3 pp
South Africa	47%	9 pp
Sweden	47%	7 pp
Australia	45%	-5 pp
Brazil	44%	3 pp
South Korea	44%	-5 pp
Chile	43%	7 pp
Netherlands	43%	-1 pp
Mexico	43%	2 pp
Poland	42%	3 pp
Germany	42%	8 pp
Spain	41%	-1 pp
Türkiye	41%	-1 pp
Great Britain	40%	-5 pp
Colombia	39%	2 pp
Japan	39%	-5 pp
Ireland	38%	4 pp
New Zealand	38%	-4 pp
Hungary	38%	1 pp
Canada	37%	-7 pp
Argentina	37%	5 pp
Belgium	36%	3 pp
Italy	35%	2 pp
France	35%	4 pp
Peru	32%	-3 pp



Global Gap Between Priority Of Threat And Level Of Preparation

Citizens of 30 Countries Assess
Threats and Engagement in
International Affairs

Global gap between priority of threat and level of preparation

Level of perceived preparation minus level of concern

Base: 22,989 online adults under the age of 75 across 30 countries, interviewed 20 September - 4 October, 2024.

30-country average

A nuclear, biological or chemical attack taking place somewhere in the world

Some person, organization or country hacking into either your public, private or personal information system for fraudulent or espionage purposes

Some person, organization, or country deliberately spreading disinformation to influence public opinion

A terrorist attack taking place in your country

A major natural disaster occurring in your country

An AI-based defense system becoming a threat to humanity by breaking free of human control


The personal safety and security for you or your family members being violated

A violent conflict breaking out between ethnic or minority groups in your country

A major health epidemic breaking out in your country

Your country being involved in an armed conflict with another nation

Gap



Global gap between priority of threat and level of preparation: Australia

Level of perceived preparation minus level of concern

Base: 22,989 online adults under the age of 75 across 30 countries, interviewed 20 September - 4 October, 2024.

Australia

Some person, organization or country hacking into either your public, private or personal information system for fraudulent or espionage purposes

A nuclear, biological or chemical attack taking place somewhere in the world

Some person, organization, or country deliberately spreading disinformation to influence public opinion in

An AI-based defense system becoming a threat to humanity by breaking free of human control

A major natural disaster occurring in your country

A violent conflict breaking out between ethnic or minority groups in your country


A terrorist attack taking place in your country

The personal safety and security for you or your family members being violated

Your country being involved in an armed conflict with another nation

A major health epidemic breaking out in your country

Gap



Willingness to Engage in World Affairs

Citizens of 30 Countries Assess
Threats and Engagement in
International Affairs



Turning focus inward amid difficult economic times

Q: Given the difficult economic issues in [country] today, [country] needs to focus less on the world and more at home

Base: 22,989 online adults under the age of 75 across 30 countries, interviewed 20 September - 4 October, 2024.

Country

% Somewhat/strongly agree

Change 2023

30-country average

	78%	-1 pp
Indonesia	90%	0 pp
South Korea	87%	0 pp
South Africa	84%	-2 pp
Malaysia	83%	-6 pp
Thailand	83%	1 pp
Argentina	82%	-2 pp
Colombia	82%	-1 pp
New Zealand	81%	3 pp
Canada	81%	-1 pp
Chile	81%	0 pp
Türkiye	80%	-1 pp
United States	80%	1 pp
Poland	80%	3 pp
Ireland	79%	-5 pp
Mexico	79%	-3 pp
France	79%	3 pp
Great Britain	79%	3 pp
Peru	79%	-2 pp
Australia	78%	-2 pp
Singapore	77%	2 pp
Hungary	77%	2 pp
Brazil	77%	0 pp
Spain	77%	3 pp
Japan	76%	3 pp
Belgium	75%	1 pp
Germany	73%	-1 pp
India	73%	-13 pp
Sweden	71%	-4 pp
Italy	68%	-3 pp
Netherlands	63%	-5 pp

Working with other countries

Q: [Country] should work with other countries towards global goals, even if [country] does not always get exactly what we want

Base: 22,989 online adults under the age of 75 across 30 countries, interviewed 20 September – 4 October, 2024.

Country	% Somewhat/strongly agree	Change 2023
30-country average	75%	-3 pp
Singapore	85%	-3 pp
Indonesia	85%	-4 pp
Malaysia	82%	0 pp
Thailand	81%	-4 pp
South Africa	81%	-3 pp
Italy	80%	0 pp
Türkiye	79%	-4 pp
Brazil	79%	-2 pp
New Zealand	77%	-2 pp
Spain	77%	-3 pp
Great Britain	77%	-3 pp
Australia	76%	-5 pp
Sweden	76%	-2 pp
United States	75%	1 pp
India	74%	-12 pp
Ireland	74%	-3 pp
Poland	74%	-5 pp
Mexico	73%	-3 pp
Netherlands	73%	-1 pp
Peru	73%	-5 pp
South Korea	73%	-1 pp
Colombia	72%	-7 pp
Argentina	72%	-7 pp
Hungary	72%	-2 pp
Belgium	71%	1 pp
Germany	71%	-1 pp
Canada	70%	-7 pp
France	69%	-4 pp
Chile	65%	-4 pp
Japan	64%	2 pp



Moral leader

Q: [Country] has a responsibility to be a moral leader in the world and set an example for other countries to follow

Base: 22,989 online adults under the age of 75 across 30 countries, interviewed 20 September - 4 October, 2024.

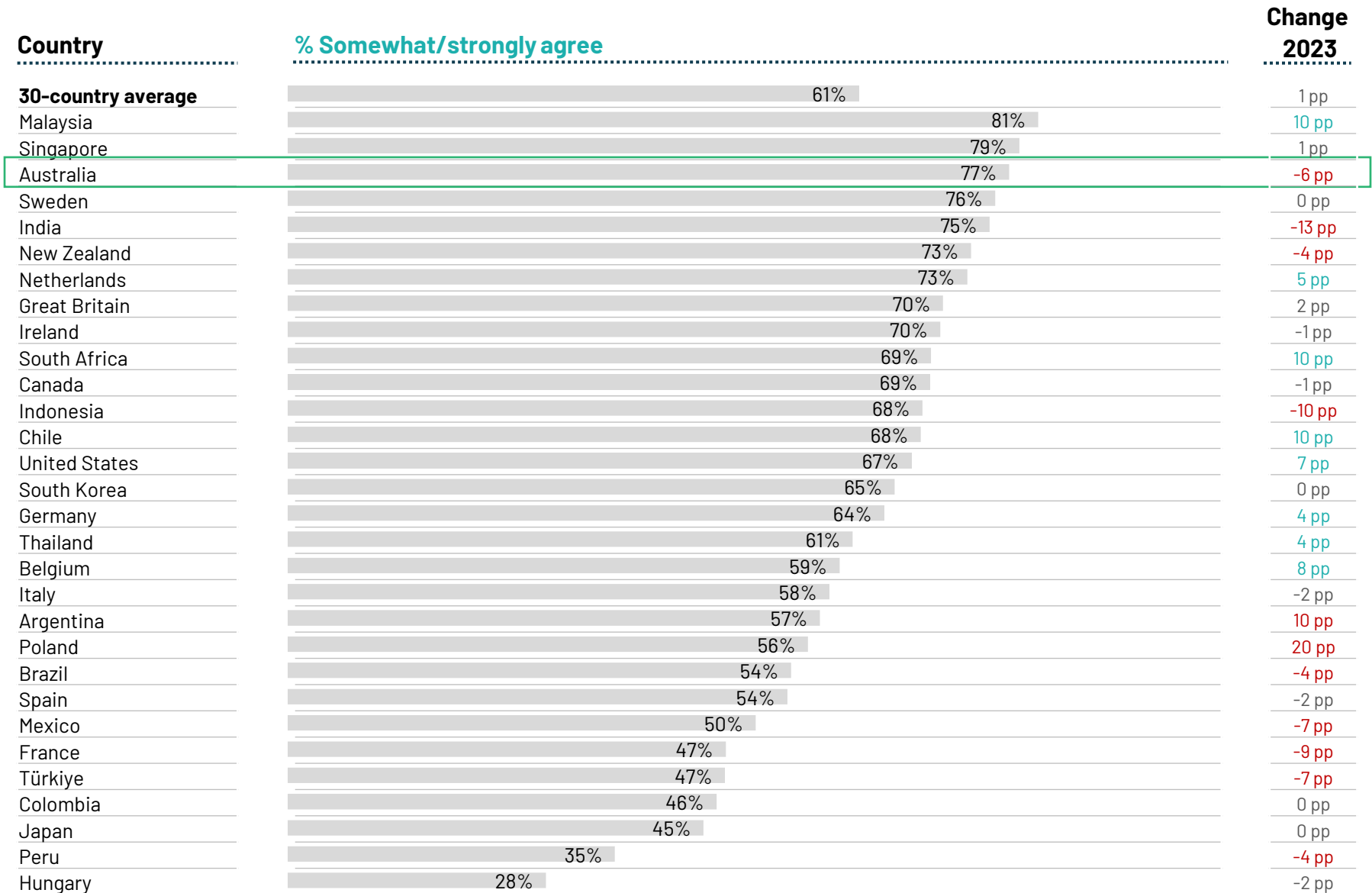
Country	% Somewhat/strongly agree	Change 2023
30-country average	70%	-2 pp
Indonesia	86%	-4 pp
Singapore	84%	0 pp
Malaysia	82%	0 pp
South Africa	82%	-3 pp
Australia	78%	-5 pp
Great Britain	78%	-5 pp
South Korea	78%	-2 pp
United States	77%	-3 pp
Italy	77%	-1 pp
New Zealand	77%	-2 pp
Canada	76%	-3 pp
India	74%	-14 pp
Brazil	74%	-5 pp
Ireland	73%	-4 pp
Spain	71%	-1 pp
Sweden	70%	-4 pp
Thailand	69%	-5 pp
Poland	66%	-1 pp
France	65%	0 pp
Netherlands	64%	9 pp
Japan	64%	4 pp
Türkiye	62%	-2 pp
Germany	62%	2 pp
Mexico	60%	-6 pp
Peru	59%	-4 pp
Colombia	58%	-6 pp
Hungary	58%	-8 pp
Belgium	56%	-3 pp
Chile	54%	-3 pp
Argentina	52%	2 pp



Good example of democracy

Q: [COUNTRY] is a good example of a democracy

Base: 22,989 online adults under the age of 75 across 30 countries, interviewed 20 September - 4 October, 2024.



Willingness to Engage in World Affairs (Global Average)

Q: To what extent do you agree or disagree with each of the following statements? (% somewhat/strongly agree)

Base: 22,989 online adults under the age of 75 across 30 countries, interviewed 20 September - 4 October, 2024.

30-country average

% Somewhat/strongly agree

Change 2023

Given the difficult economic issues in my country today, my country needs to focus less on the world, and more at home



-1 pp

My country should work with other countries towards global goals, even if my country does not always get exactly what we want



-3 pp

My country has a responsibility to be a moral leader in the world and set an example for other countries to follow



-2 pp

My country is a good example of democracy



0 pp



Willingness to Engage in World Affairs (Global Average)

Q: To what extent do you agree or disagree with each of the following statements? (% somewhat/strongly agree)

Base: 22,989 online adults under the age of 75 across 30 countries, interviewed 20 September - 4 October, 2024.

Australia

% Somewhat/strongly agree

Change 2023

Given the difficult economic issues in my country today, my country needs to focus less on the world, and more at home



-2 pp

My country has a responsibility to be a moral leader in the world and set an example for other countries to follow



-5 pp

My country is a good example of democracy



-6 pp

My country should work with other countries towards global goals, even if my country does not always get exactly what we want



-5 pp

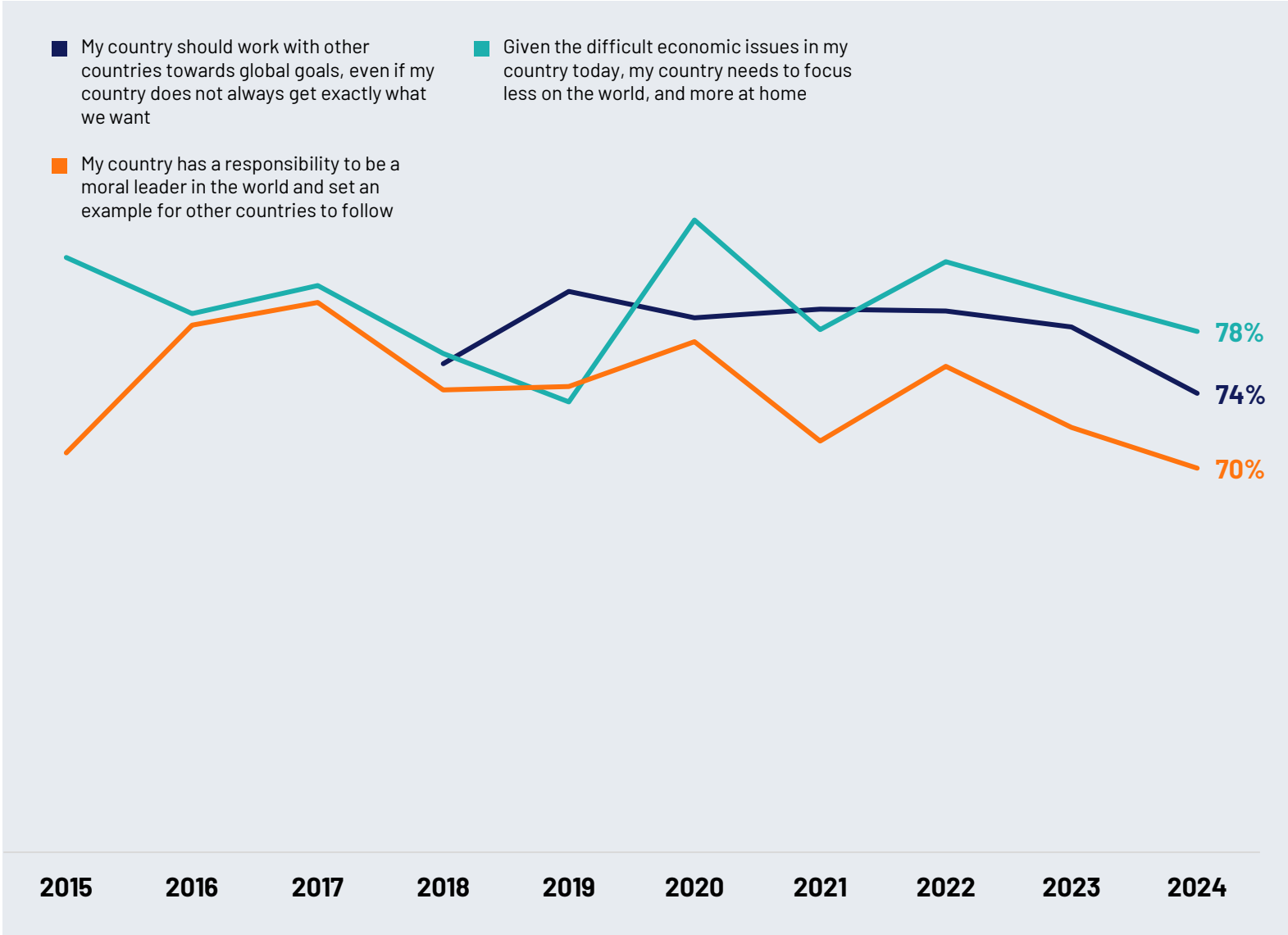


Willingness to Engage in World Affairs Over Time*

Q: To what extent do you agree or disagree with each of the following statements? (% somewhat/strongly agree)

*Change for 20-country average is based on the countries which were in all editions of the Ipsos for the Halifax Security Forum report.

Base: 22,989 online adults under the age of 75 across 30 countries, interviewed 20 September – 4 October, 2024.



World Affairs Influencers

Citizens of 30 Countries Assess
Threats and Engagement in
International Affairs

World Influencers*

Q: Thinking about the next decade, would you say the following countries or organizations will have an overall positive or a negative influence on world affairs? (% Strongly/somewhat positive)

*Change for 20-country average is based on the countries which were in all editions of the Ipsos for the Halifax Security Forum report.

Base: 22,989 online adults under the age of 75 across 30 countries, interviewed 20 September – 4 October, 2024.

	Oct 2024	Oct 2023	Oct 2022	Oct 2021	Sept 2020	Sept 2019	Nov 2018	Oct 2017	Oct 2016	Oct 2015	CHANGE FROM								
											2023	2022	2021	2020	2019	2018	2017	2016	2015
Canada	78%	78%	81%	82%	82%	82%	79%	83%	83%	83%	n/c	-3 pp	-1 pp	n/c	n/c	3 pp	-4 pp	n/c	n/c
Germany	71%	72%	73%	77%	76%	73%	70%	75%	73%	75%	-1 pp	-1 pp	-4 pp	1 pp	3 pp	3 pp	-5 pp	2 pp	-2 pp
My country	70%	70%	68%	67%	66%	65%	65%	68%	66%	69%	n/c	2 pp	1 pp	1 pp	1 pp	n/c	-3 pp	2 pp	-3 pp
European Union	67%	69%	70%	72%	69%	68%	65%	71%	n/a	n/a	-2 pp	-1 pp	-2 pp	3 pp	1 pp	3 pp	-6 pp	n/a	n/a
Great Britain	66%	68%	68%	63%	65%	60%	61%	69%	66%	74%	-2 pp	n/c	5 pp	-2 pp	5 pp	-1 pp	-8 pp	3 pp	-8 pp
United Nations	66%	71%	71%	70%	69%	71%	67%	72%	73%	74%	-5 pp	n/c	1 pp	1 pp	-2 pp	4 pp	-5 pp	-1 pp	-1 pp
France	65%	68%	72%	72%	69%	69%	66%	74%	71%	73%	-3 pp	-4 pp	n/c	3 pp	n/c	3 pp	-8 pp	3 pp	-2 pp
NATO	61%	64%	65%	62%	61%	61%	59%	n/a	n/a	n/a	-3 pp	-1 pp	3 pp	1 pp	n/c	2 pp	n/a	n/a	n/a
United States	59%	61%	64%	63%	50%	52%	48%	55%	66%	68%	-2 pp	-3 pp	1 pp	13 pp	-2 pp	4 pp	-7 pp	-11 pp	-2 pp
The World Bank	58%	58%	59%	60%	59%	57%	54%	58%	55%	58%	n/c	-1 pp	-1 pp	1 pp	2 pp	3 pp	-4 pp	3 pp	-3 pp
The International Monetary Fund (or IMF)	56%	57%	58%	58%	57%	55%	53%	57%	53%	56%	-1 pp	-1 pp	n/c	1 pp	2 pp	2 pp	-4 pp	4 pp	-3 pp
India	46%	49%	49%	48%	49%	50%	48%	58%	53%	55%	-3 pp	n/c	1 pp	-1 pp	-1 pp	2 pp	-10 pp	5 pp	-2 pp
China	39%	36%	34%	36%	36%	46%	47%	54%	51%	51%	3 pp	2 pp	-2 pp	n/c	-10 pp	-1 pp	-7 pp	3 pp	n/c
Saudi Arabia	37%	38%	36%	34%	36%	33%	27%	n/a	n/a	n/a	-1 pp	2 pp	2 pp	-2 pp	3 pp	6 pp	n/a	n/a	n/a
Israel	27%	40%	41%	40%	37%	34%	31%	41%	34%	30%	-13 pp	-1 pp	1 pp	3 pp	3 pp	3 pp	-10 pp	7 pp	4 pp
Russia	27%	25%	23%	38%	39%	39%	36%	45%	41%	38%	2 pp	2 pp	-15 pp	-1 pp	n/c	3 pp	-9 pp	4 pp	3 pp
Pakistan	24%	27%	n/a	n/a	n/a	n/a	n/a	n/a	n/a	n/a	-3 pp	n/a	n/a	n/a	n/a	n/a	n/a	n/a	n/a
Iran	20%	24%	23%	20%	23%	22%	21%	27%	23%	23%	-4 pp	1 pp	3 pp	-3 pp	1 pp	1 pp	-6 pp	4 pp	n/c



World Influencers: Canada

Q: Thinking about the next decade, would you say Canada will have an overall positive or a negative influence on world affairs?

Base: 22,989 online adults under the age of 75 across 30 countries, interviewed 20 September – 4 October, 2024.

Country	% Somewhat/strongly positive	Change 2023
30-country average	79%	-1 pp
Colombia	87%	-1 pp
Mexico	87%	0 pp
Netherlands	85%	0 pp
Peru	85%	-3 pp
New Zealand	83%	1 pp
Chile	83%	-2 pp
Great Britain	82%	-1 pp
Ireland	82%	1 pp
Sweden	82%	0 pp
South Korea	82%	-2 pp
Belgium	82%	2 pp
South Africa	80%	2 pp
Thailand	80%	-4 pp
Germany	80%	2 pp
Indonesia	80%	-3 pp
Singapore	80%	-1 pp
Australia	80%	-3 pp
Canada	80%	2 pp
Spain	80%	-1 pp
United States	79%	-2 pp
Brazil	79%	-1 pp
Poland	79%	-1 pp
France	78%	0 pp
Argentina	78%	-4 pp
Italy	76%	3 pp
Hungary	74%	4 pp
Japan	71%	-2 pp
Malaysia	70%	-1 pp
Türkiye	69%	0 pp
India	62%	5 pp



World Influencers: My Country

Q: Thinking about the next decade, would you say your country will have an overall positive or a negative influence on world affairs?

Base: 22,989 online adults under the age of 75 across 30 countries, interviewed 20 September – 4 October, 2024.

Country	% Somewhat/strongly positive	Change 2023
30-country average	74%	-1 pp
Singapore	90%	-3 pp
Indonesia	87%	-6 pp
New Zealand	86%	-2 pp
Malaysia	84%	0 pp
Ireland	83%	-2 pp
Poland	83%	13 pp
Australia	82%	-5 pp
South Africa	81%	7 pp
Thailand	78%	-8 pp
Netherlands	77%	-4 pp
Sweden	75%	0 pp
Argentina	74%	8 pp
Chile	74%	1 pp
South Korea	74%	-4 pp
Colombia	73%	4 pp
Mexico	71%	-13 pp
Brazil	71%	-5 pp
Spain	70%	-3 pp
Belgium	67%	0 pp
Peru	66%	-6 pp
Japan	65%	0 pp
Italy	64%	-2 pp
Türkiye	64%	1 pp
Hungary	43%	-1 pp

World Influencers: Germany

Q: Thinking about the next decade, would you say Germany will have an overall positive or a negative influence on world affairs?

Base: 22,989 online adults under the age of 75 across 30 countries, interviewed 20 September – 4 October, 2024.

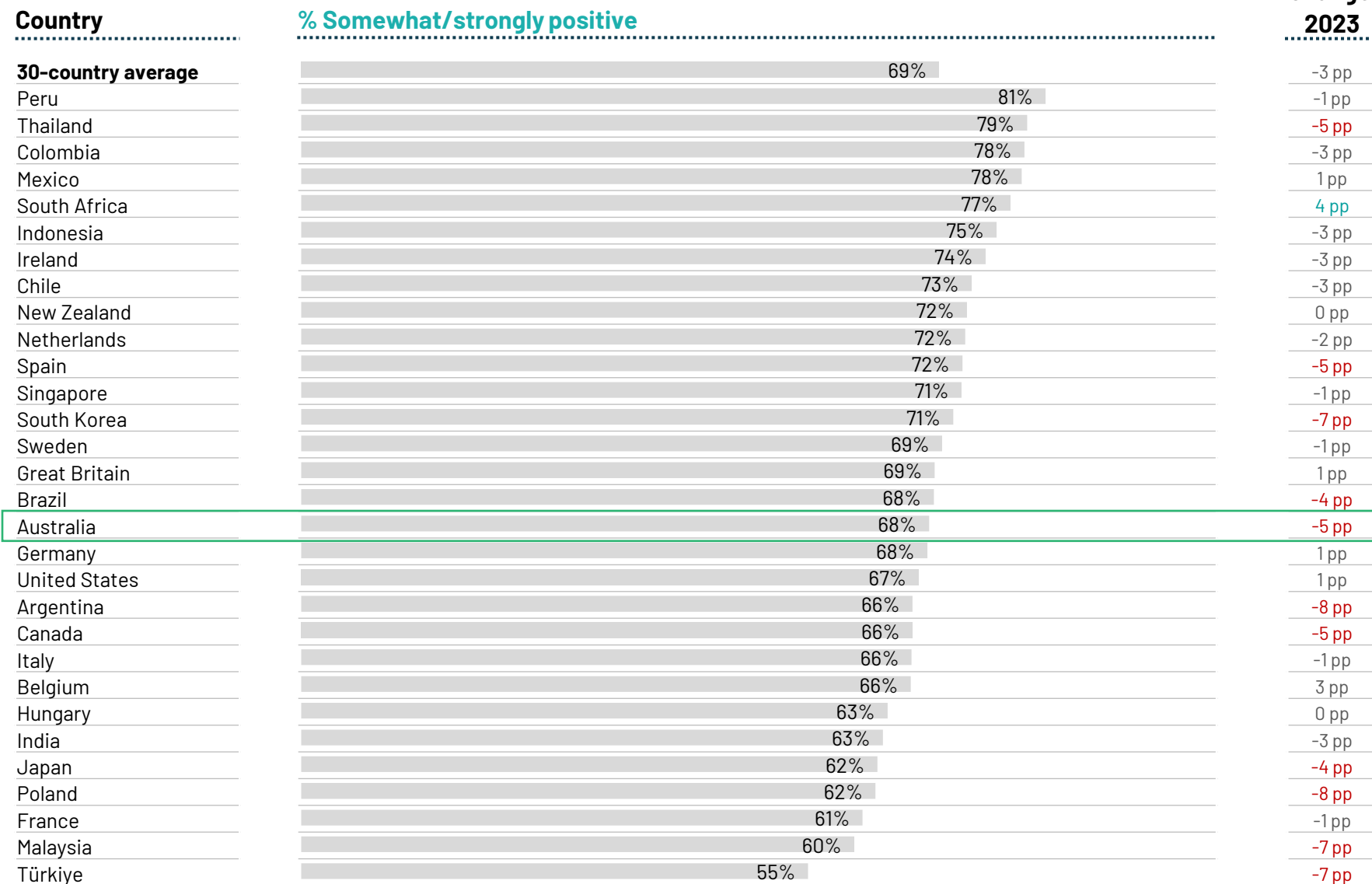
Country	% Somewhat/strongly positive	Change 2023
30-country average	73%	-2 pp
Netherlands	86%	2 pp
Peru	84%	-1 pp
South Africa	82%	2 pp
Indonesia	82%	1 pp
Mexico	81%	1 pp
Colombia	80%	-1 pp
Thailand	79%	-3 pp
Singapore	79%	2 pp
New Zealand	77%	1 pp
South Korea	77%	-6 pp
Great Britain	76%	2 pp
Sweden	75%	-3 pp
Spain	74%	-2 pp
Chile	74%	-8 pp
Belgium	74%	2 pp
Ireland	74%	-5 pp
United States	73%	4 pp
Argentina	72%	-5 pp
Australia	71%	-7 pp
Brazil	70%	-3 pp
France	70%	0 pp
Canada	70%	-1 pp
Malaysia	68%	-5 pp
Türkiye	67%	-6 pp
Italy	67%	4 pp
Germany	67%	0 pp
Japan	66%	-4 pp
India	64%	-2 pp
Hungary	63%	-1 pp
Poland	56%	-3 pp



World Influencers: European Union

Q: Thinking about the next decade, would you say European Union will have an overall positive or a negative influence on world affairs?

Base: 22,989 online adults under the age of 75 across 30 countries, interviewed 20 September – 4 October, 2024.



World Influencers: France

Q: Thinking about the next decade, would you say France will have an overall positive or a negative influence on world affairs?

Base: 22,989 online adults under the age of 75 across 30 countries, interviewed 20 September – 4 October, 2024.

Country	% Somewhat/strongly positive	Change 2023
30-country average	68%	-2 pp
Colombia	80%	-1 pp
Peru	80%	-2 pp
Thailand	78%	-3 pp
Mexico	78%	0 pp
South Africa	77%	0 pp
Chile	76%	-2 pp
Indonesia	76%	-3 pp
Ireland	75%	2 pp
Netherlands	72%	-1 pp
Singapore	72%	-4 pp
Brazil	70%	-3 pp
Germany	70%	1 pp
New Zealand	70%	-1 pp
United States	69%	0 pp
Australia	69%	-6 pp
Canada	68%	-3 pp
Great Britain	67%	1 pp
South Korea	67%	-9 pp
Sweden	66%	-5 pp
India	66%	-1 pp
Malaysia	64%	1 pp
Spain	63%	-8 pp
France	63%	-3 pp
Japan	62%	-3 pp
Belgium	62%	1 pp
Italy	60%	2 pp
Argentina	58%	-13 pp
Poland	57%	-2 pp
Hungary	55%	-8 pp
Türkiye	48%	2 pp



World Influencers: United Nations

Q: Thinking about the next decade, would you say United Nations will have an overall positive or a negative influence on world affairs?

Base: 22,989 online adults under the age of 75 across 30 countries, interviewed 20 September – 4 October, 2024.

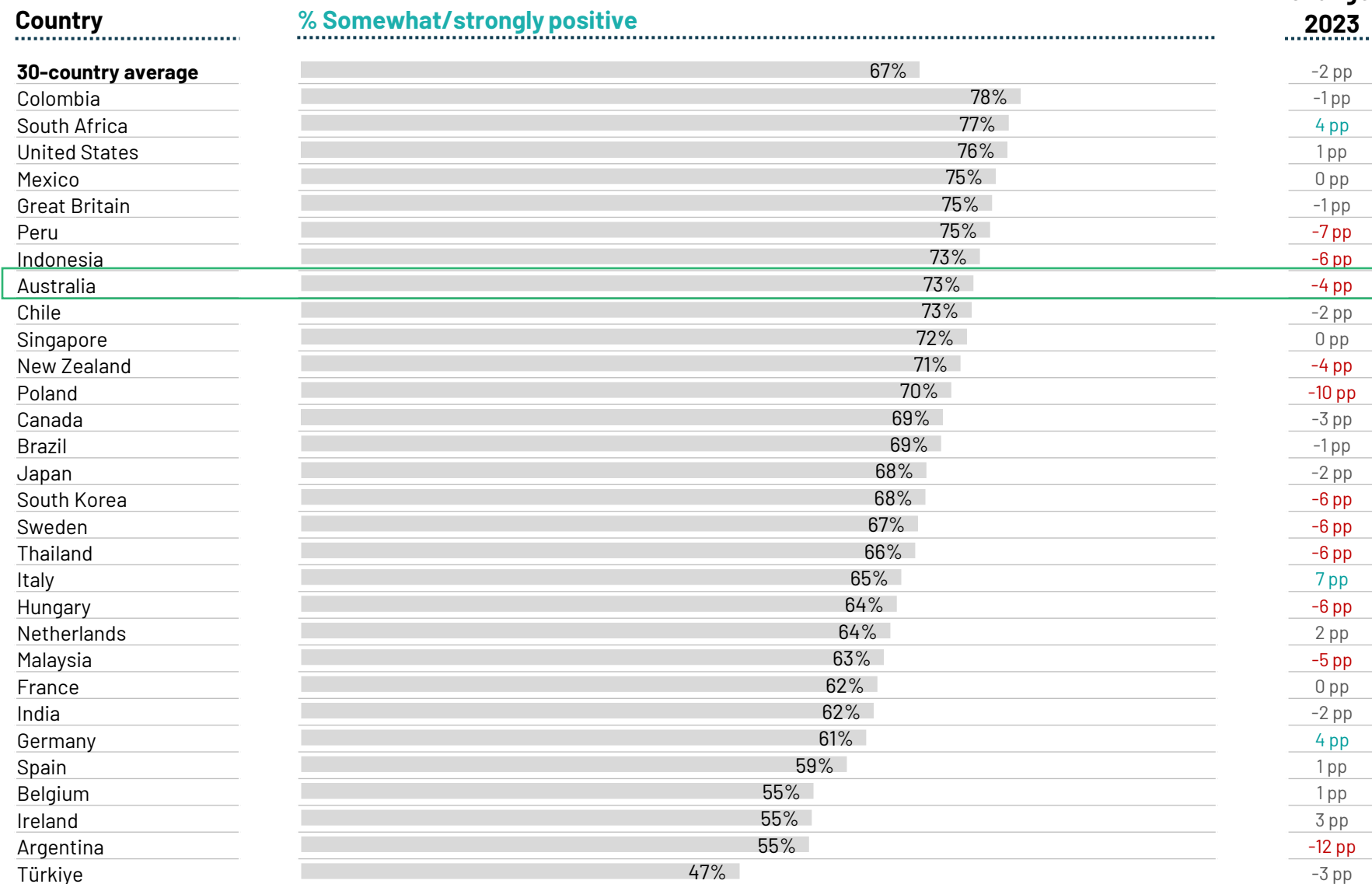
Country	% Somewhat/strongly positive	Change 2023
30-country average	68%	-3 pp
South Africa	80%	2 pp
Thailand	79%	-7 pp
Indonesia	77%	-8 pp
South Korea	77%	0 pp
Mexico	73%	-6 pp
Sweden	73%	-2 pp
Singapore	73%	-1 pp
Netherlands	73%	-2 pp
Great Britain	72%	-1 pp
Colombia	72%	-1 pp
Peru	71%	-5 pp
Poland	71%	-7 pp
New Zealand	70%	-3 pp
Ireland	70%	0 pp
Malaysia	67%	-5 pp
Brazil	67%	-6 pp
Australia	67%	-4 pp
India	66%	-4 pp
United States	66%	-1 pp
Hungary	65%	-3 pp
Belgium	65%	2 pp
Canada	64%	-5 pp
Germany	64%	1 pp
France	61%	-1 pp
Italy	61%	-2 pp
Chile	60%	-9 pp
Argentina	59%	-7 pp
Spain	55%	-4 pp
Japan	54%	-3 pp
Türkiye	54%	-4 pp



World Influencers: Great Britain

Q: Thinking about the next decade, would you say Great Britain will have an overall positive or a negative influence on world affairs?

Base: 22,989 online adults under the age of 75 across 30 countries, interviewed 20 September – 4 October, 2024.



World Influencers: NATO

Q: Thinking about the next decade, would you say NATO will have an overall positive or a negative influence on world affairs?

Base: 22,989 online adults under the age of 75 across 30 countries, interviewed 20 September – 4 October, 2024.

Country	% Somewhat/strongly positive	Change 2023
30-country average	61%	-3 pp
Poland	81%	-3 pp
Netherlands	75%	-2 pp
Great Britain	71%	-4 pp
Sweden	70%	3 pp
Thailand	67%	-7 pp
United States	66%	7 pp
Colombia	65%	1 pp
Hungary	65%	3 pp
Belgium	64%	0 pp
New Zealand	64%	-2 pp
South Korea	64%	-7 pp
Australia	64%	-4 pp
Germany	63%	1 pp
South Africa	62%	0 pp
Canada	61%	-5 pp
Ireland	60%	-3 pp
Peru	60%	-4 pp
India	60%	-1 pp
Japan	59%	-5 pp
Indonesia	58%	-4 pp
Singapore	58%	-3 pp
Mexico	58%	-4 pp
Spain	57%	-6 pp
Brazil	57%	-4 pp
Italy	55%	-2 pp
France	53%	-6 pp
Türkiye	53%	-2 pp
Malaysia	51%	0 pp
Chile	47%	-13 pp
Argentina	46%	-5 pp



World Influencers: The World Bank

Q: Thinking about the next decade, would you say The World Bank will have an overall positive or a negative influence on world affairs?

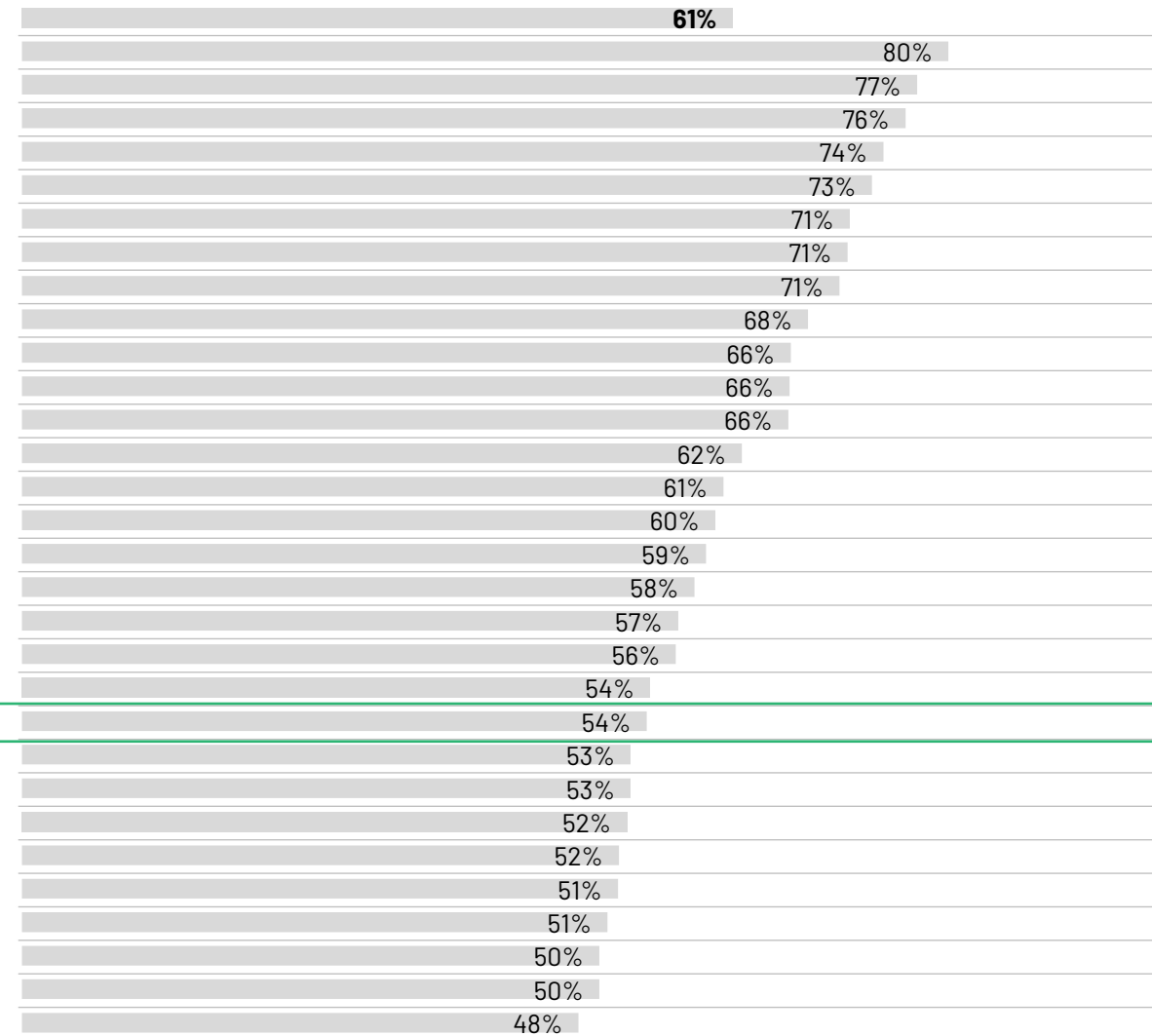
Base: 22,989 online adults under the age of 75 across 30 countries, interviewed 20 September – 4 October, 2024.

Country

30-country average

Thailand
Indonesia
South Africa
Singapore
Peru
Mexico
Malaysia
Colombia
India
Brazil
Netherlands
South Korea
Poland
Great Britain
Ireland
Chile
Japan
New Zealand
Sweden
Canada
Australia
Spain
Türkiye
United States
Belgium
Italy
Hungary
Argentina
Germany
France

% Somewhat/strongly positive



Change 2023

-1 pp
-6 pp
-6 pp
3 pp
0 pp
-6 pp
-4 pp
1 pp
2 pp
-5 pp
-3 pp
0 pp
-5 pp
-2 pp
3 pp
7 pp
-6 pp
-2 pp
-1 pp
4 pp
0 pp
-4 pp
-2 pp
-6 pp
1 pp
5 pp
2 pp
4 pp
-2 pp
2 pp
-2 pp



World Influencers: The International Monetary Fund (IMF)

Q: Thinking about the next decade, would you say The International Monetary Fund will have an overall positive or a negative influence on world affairs?

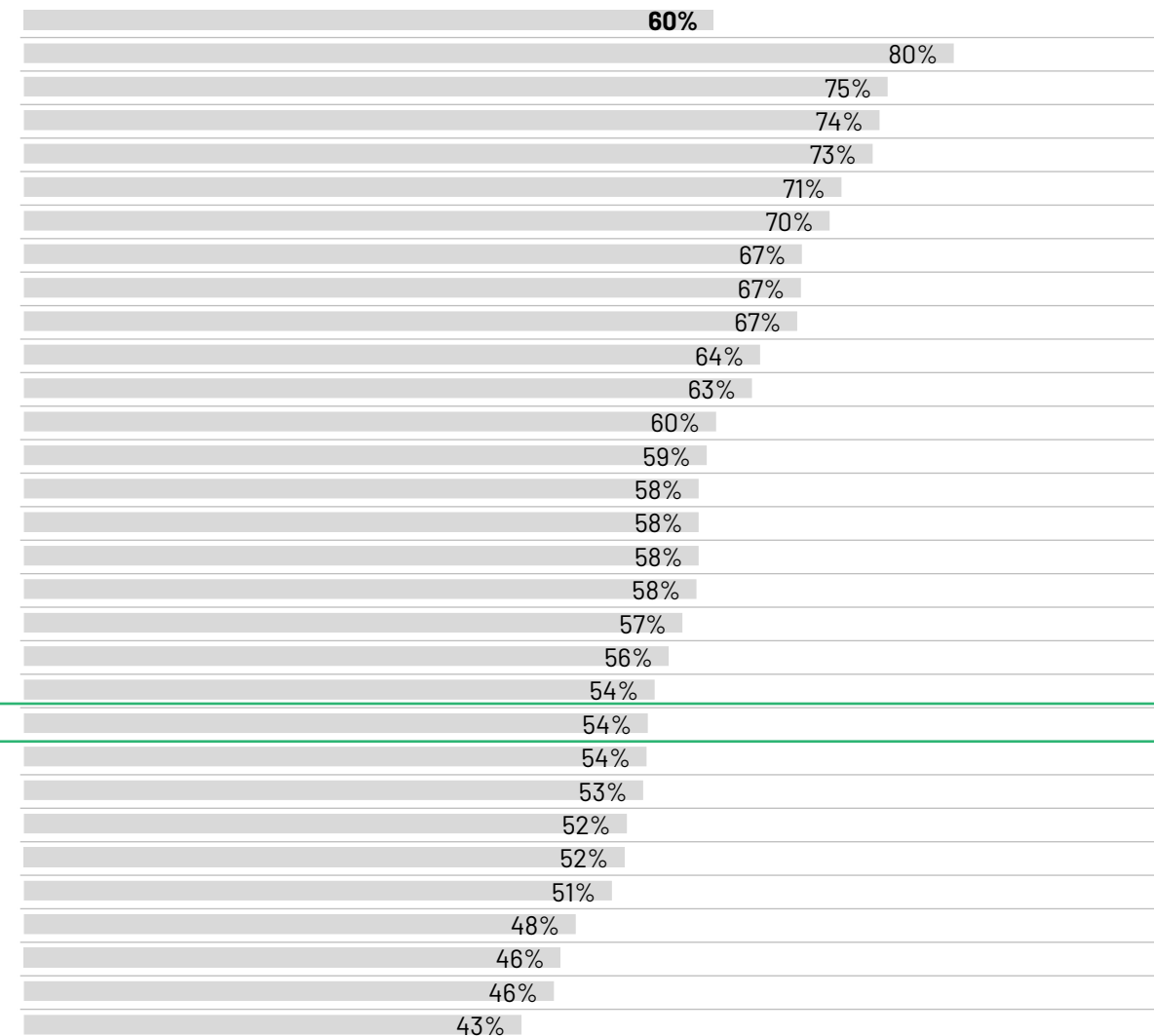
Base: 22,989 online adults under the age of 75 across 30 countries, interviewed 20 September – 4 October, 2024.

Country

30-country average

Thailand
South Africa
Singapore
Peru
Colombia
Mexico
Malaysia
Indonesia
India
South Korea
Netherlands
Great Britain
Poland
Brazil
Ireland
Sweden
Japan
New Zealand
Chile
Belgium
Australia
Spain
Italy
Germany
Canada
Hungary
France
United States
Türkiye
Argentina

% Somewhat/strongly positive



Change 2023

0 pp
-3 pp
5 pp
2 pp
-2 pp
1 pp
-6 pp
1 pp
-4 pp
-2 pp
-1 pp
0 pp
2 pp
-7 pp
-4 pp
3 pp
1 pp
-5 pp
1 pp
-8 pp
5 pp
-2 pp
1 pp
2 pp
2 pp
0 pp
0 pp
-2 pp
-3 pp
-4 pp
4 pp



World Influencers: United States

Q: Thinking about the next decade, would you say United States will have an overall positive or a negative influence on world affairs?

Base: 22,989 online adults under the age of 75 across 30 countries, interviewed 20 September – 4 October, 2024.

Country

% Somewhat/strongly positive

Change 2023

30-country average

Peru	82%	2 pp
Colombia	77%	4 pp
United States	77%	1 pp
Thailand	76%	-3 pp
Brazil	73%	-2 pp
Poland	73%	-4 pp
South Africa	71%	2 pp
South Korea	71%	-3 pp
Mexico	67%	-1 pp
Chile	67%	1 pp
Singapore	66%	2 pp
India	66%	-1 pp
Argentina	66%	-2 pp
Japan	65%	-6 pp
France	56%	3 pp
Great Britain	56%	-5 pp
Indonesia	55%	-10 pp
Spain	54%	-3 pp
Australia	54%	-4 pp
Hungary	53%	7 pp
Italy	52%	-3 pp
Malaysia	52%	-8 pp
Canada	52%	1 pp
Germany	51%	1 pp
Netherlands	50%	-4 pp
Ireland	49%	-6 pp
New Zealand	48%	-1 pp
Belgium	47%	-2 pp
Sweden	44%	-5 pp
Türkiye	40%	-8 pp



World Influencers: India

Q: Thinking about the next decade, would you say India will have an overall positive or a negative influence on world affairs?

Base: 22,989 online adults under the age of 75 across 30 countries, interviewed 20 September – 4 October, 2024.

Country	% Somewhat/strongly positive	Change 2023
30-country average	48%	-2 pp
India	81%	-4 pp
South Africa	69%	-2 pp
Colombia	62%	6 pp
Indonesia	60%	-4 pp
Japan	58%	-3 pp
Thailand	58%	-7 pp
Brazil	53%	-7 pp
United States	52%	-1 pp
Peru	52%	-5 pp
Australia	51%	-5 pp
New Zealand	51%	0 pp
Argentina	49%	-5 pp
Mexico	49%	-11 pp
Singapore	48%	-5 pp
Malaysia	47%	-10 pp
Chile	47%	-4 pp
Poland	46%	2 pp
Great Britain	45%	-1 pp
Ireland	44%	-2 pp
South Korea	44%	-9 pp
Hungary	43%	-2 pp
Italy	41%	1 pp
Germany	39%	-1 pp
Spain	38%	-2 pp
Sweden	38%	-1 pp
Canada	35%	2 pp
Netherlands	35%	5 pp
Belgium	34%	6 pp
France	33%	-3 pp
Türkiye	30%	-9 pp



World Influencers: China

Q: Thinking about the next decade, would you say China will have an overall positive or a negative influence on world affairs?

Base: 22,989 online adults under the age of 75 across 30 countries, interviewed 20 September – 4 October, 2024.

Country	% Somewhat/strongly positive	Change 2023
30-country average	46%	3 pp
Peru	79%	6 pp
South Africa	79%	6 pp
Indonesia	76%	6 pp
Thailand	74%	-2 pp
Mexico	71%	1 pp
Colombia	71%	10 pp
Malaysia	71%	-1 pp
Singapore	70%	3 pp
Brazil	64%	-1 pp
Argentina	63%	4 pp
Chile	61%	4 pp
Türkiye	54%	0 pp
India	47%	2 pp
Hungary	43%	4 pp
Spain	42%	4 pp
Ireland	40%	7 pp
Italy	36%	4 pp
Australia	36%	5 pp
New Zealand	33%	1 pp
Poland	32%	7 pp
Great Britain	31%	7 pp
France	29%	5 pp
Belgium	27%	4 pp
Germany	25%	0 pp
Canada	25%	1 pp
United States	24%	-2 pp
Sweden	23%	5 pp
Netherlands	23%	6 pp
Japan	18%	0 pp
South Korea	17%	0 pp



World Influencers: Saudi Arabia

Q: Thinking about the next decade, would you say Saudi Arabia will have an overall positive or a negative influence on world affairs?

Base: 22,989 online adults under the age of 75 across 30 countries, interviewed 20 September – 4 October, 2024.

Country

% Somewhat/strongly positive

Change 2023

30-country average

Indonesia	88%	-4 pp
Malaysia	72%	-5 pp
South Africa	70%	-1 pp
Thailand	65%	-5 pp
Singapore	61%	-1 pp
India	61%	-2 pp
Colombia	58%	2 pp
Peru	53%	-3 pp
Mexico	52%	-2 pp
South Korea	49%	-2 pp
Brazil	48%	-4 pp
Japan	46%	0 pp
Argentina	43%	-10 pp
Chile	42%	-5 pp
Poland	38%	3 pp
Australia	38%	0 pp
New Zealand	37%	3 pp
Ireland	37%	4 pp
Italy	33%	3 pp
Hungary	33%	2 pp
United States	31%	-2 pp
Great Britain	28%	-2 pp
Türkiye	28%	-10 pp
Belgium	28%	11 pp
Canada	27%	-3 pp
Germany	26%	1 pp
Spain	25%	-1 pp
France	23%	1 pp
Netherlands	22%	4 pp
Sweden	19%	5 pp



World Influencers: Russia

Q: Thinking about the next decade, would you say Russia will have an overall positive or a negative influence on world affairs?

Base: 22,989 online adults under the age of 75 across 30 countries, interviewed 20 September – 4 October, 2024.

Country	% Somewhat/strongly positive	Change 2023
30-country average	32%	2 pp
Indonesia	77%	9 pp
Malaysia	65%	5 pp
India	64%	-1 pp
Peru	59%	4 pp
Thailand	55%	2 pp
South Africa	54%	3 pp
Mexico	52%	4 pp
Türkiye	45%	1 pp
Singapore	41%	5 pp
Colombia	40%	4 pp
Argentina	37%	7 pp
Brazil	35%	-5 pp
Hungary	29%	3 pp
Chile	28%	0 pp
Ireland	22%	7 pp
Australia	22%	1 pp
Italy	21%	-2 pp
Germany	19%	1 pp
South Korea	18%	-1 pp
Belgium	18%	6 pp
United States	17%	0 pp
Canada	17%	2 pp
France	16%	0 pp
New Zealand	16%	-1 pp
Great Britain	16%	1 pp
Spain	16%	-3 pp
Japan	15%	1 pp
Sweden	12%	3 pp
Poland	10%	4 pp
Netherlands	10%	-1 pp



World Influencers: Israel

Q: Thinking about the next decade, would you say Israel will have an overall positive or a negative influence on world affairs?

Base: 22,989 online adults under the age of 75 across 30 countries, interviewed 20 September – 4 October, 2024.

Country	% Somewhat/strongly positive	Change 2023
30-country average	28%	-12 pp
India	55%	-7 pp
Peru	45%	-8 pp
South Africa	42%	-16 pp
United States	42%	-12 pp
Thailand	41%	-16 pp
Argentina	40%	-8 pp
Brazil	39%	-17 pp
Colombia	39%	-9 pp
Singapore	36%	-16 pp
Mexico	34%	-15 pp
Australia	26%	-18 pp
South Korea	26%	-20 pp
Malaysia	26%	-2 pp
Hungary	23%	-10 pp
Great Britain	23%	-11 pp
Germany	23%	-4 pp
Canada	22%	-14 pp
Chile	22%	-19 pp
Indonesia	22%	-6 pp
Ireland	22%	-3 pp
Italy	22%	-20 pp
New Zealand	21%	-17 pp
France	21%	-12 pp
Spain	20%	-11 pp
Sweden	20%	-7 pp
Japan	17%	-14 pp
Netherlands	16%	-11 pp
Poland	15%	-17 pp
Belgium	13%	-7 pp
Türkiye	13%	-13 pp



World Influencers: Pakistan

Q: Thinking about the next decade, would you say Pakistan will have an overall positive or a negative influence on world affairs?

Base: 22,989 online adults under the age of 75 across 30 countries, interviewed 20 September – 4 October, 2024.

Country	% Somewhat/strongly positive	Change 2023
30-country average	28%	-2 pp
Indonesia	75%	7 pp
Malaysia	59%	3 pp
South Africa	45%	1 pp
Thailand	42%	-10 pp
India	39%	1 pp
Singapore	34%	0 pp
Peru	33%	-1 pp
Colombia	33%	5 pp
Mexico	31%	-7 pp
Türkiye	30%	-7 pp
Australia	30%	-5 pp
Ireland	29%	1 pp
Great Britain	26%	-3 pp
New Zealand	26%	-3 pp
Brazil	25%	-12 pp
South Korea	25%	-2 pp
Japan	24%	-5 pp
Canada	23%	-3 pp
Chile	22%	-4 pp
United States	21%	-4 pp
Poland	21%	1 pp
Argentina	21%	-4 pp
Italy	21%	-2 pp
Germany	18%	0 pp
Sweden	18%	2 pp
Spain	17%	-4 pp
Belgium	17%	3 pp
France	17%	1 pp
Netherlands	14%	-1 pp
Hungary	13%	-3 pp



World Influencers: Iran

Q: Thinking about the next decade, would you say Iran will have an overall positive or a negative influence on world affairs?

Base: 22,989 online adults under the age of 75 across 30 countries, interviewed 20 September – 4 October, 2024.

Country	% Somewhat/strongly positive	Change 2023
30-country average	25%	-2 pp
Indonesia	72%	10 pp
Malaysia	55%	3 pp
India	54%	-4 pp
Thailand	47%	-7 pp
South Africa	46%	-1 pp
Peru	37%	0 pp
Singapore	34%	-2 pp
Mexico	30%	-7 pp
Colombia	28%	-5 pp
Brazil	24%	-11 pp
Türkiye	23%	0 pp
Argentina	23%	-2 pp
Ireland	21%	-1 pp
Japan	21%	-4 pp
Australia	20%	-6 pp
South Korea	18%	-5 pp
Chile	18%	-5 pp
New Zealand	17%	-4 pp
Canada	16%	-5 pp
Great Britain	16%	-3 pp
Italy	15%	-6 pp
United States	15%	-3 pp
Poland	13%	-2 pp
Spain	13%	-6 pp
France	13%	0 pp
Sweden	12%	2 pp
Germany	12%	-2 pp
Belgium	12%	2 pp
Hungary	12%	-4 pp
Netherlands	9%	0 pp



World Conflict Views

Citizens of 30 Countries Assess
Threats and Engagement in
International Affairs

U.S. President Role in World Security

Q: As you know, the United States is holding its presidential election on November 5th. Which outcome, in your view, would help the world be more secure?

Base: 22,989 online adults under the age of 75 across 30 countries, interviewed 20 September - 4 October, 2024.

Country

30-country average

Netherlands

Belgium

Germany

Sweden

South Korea

New Zealand

Ireland

Poland

France

Mexico

Canada

Great Britain

Australia

Spain

Italy

Chile

Brazil

United States

Colombia

South Africa

Japan

Singapore

Hungary

Argentina

Malaysia

India

Peru

Thailand

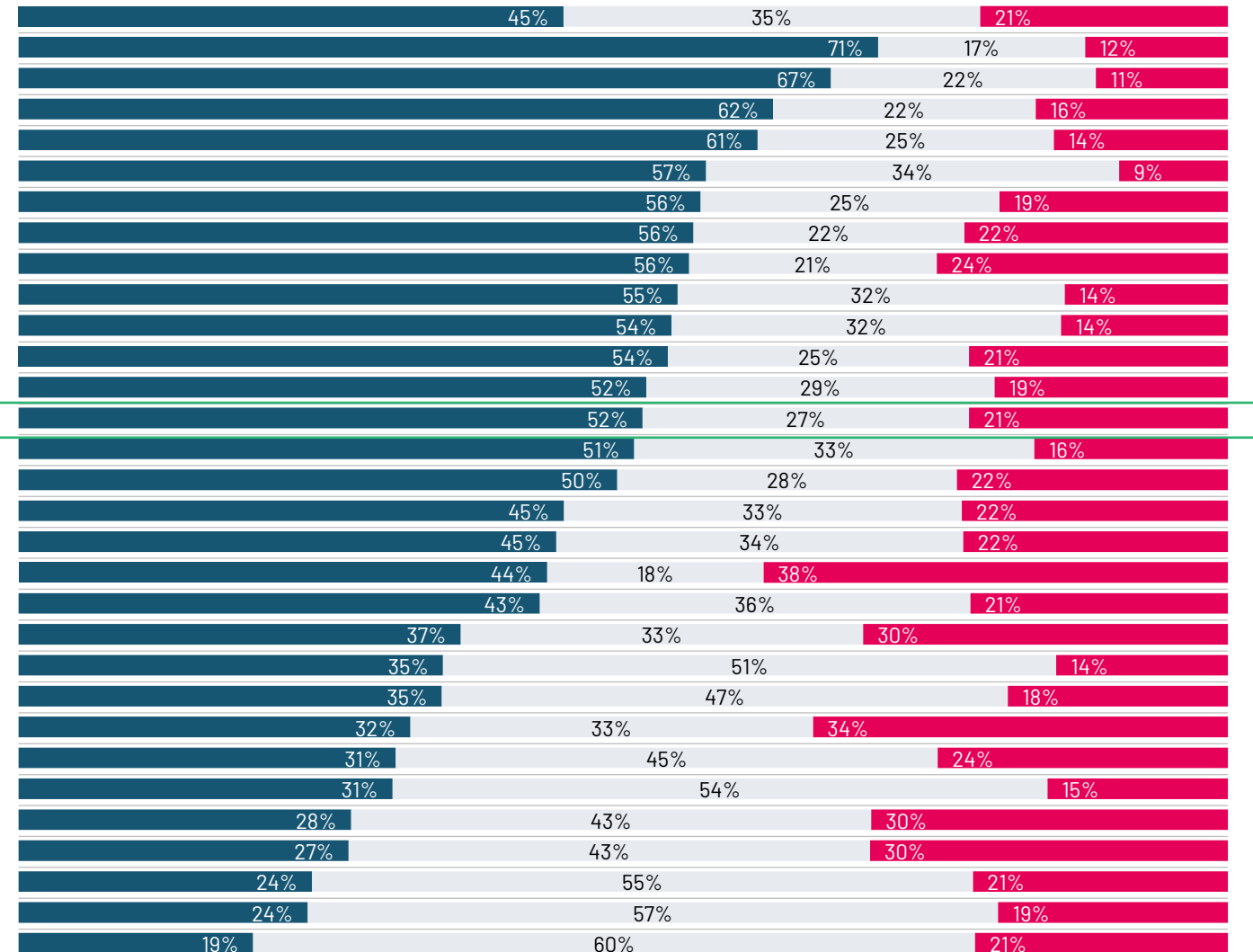
Türkiye

Indonesia

More secure if Kamala Harris wins

Doesn't matter

More secure if Donald Trump wins



World Conflict Involving Superpower

Q: I expect in the next 25 years we could see another world conflict involving superpowers similar to World Wars 1 & 2

Base: 22,989 online adults under the age of 75 across 30 countries, interviewed 20 September - 4 October, 2024.

Country	% Somewhat/strongly agree	Change 2023
30-country average	63%	-7 pp
Malaysia	72%	-3 pp
Belgium	71%	-2 pp
India	70%	-12 pp
Türkiye	70%	1 pp
Netherlands	70%	-3 pp
New Zealand	69%	-1 pp
Thailand	69%	-7 pp
France	68%	-5 pp
Ireland	68%	-7 pp
Peru	67%	-11 pp
Australia	67%	-7 pp
Canada	67%	-8 pp
Singapore	66%	-8 pp
Spain	65%	-10 pp
United States	65%	-11 pp
Colombia	64%	-11 pp
Chile	63%	-14 pp
Brazil	62%	-8 pp
Argentina	61%	-11 pp
Mexico	61%	-10 pp
Great Britain	61%	-7 pp
South Africa	59%	-11 pp
South Korea	58%	-7 pp
Indonesia	57%	-2 pp
Italy	56%	-3 pp
Hungary	56%	-7 pp
Poland	54%	-12 pp
Germany	53%	-6 pp
Sweden	52%	-10 pp
Japan	38%	-14 pp



Ukraine Conflict Continuation

Q: Ukraine should fight on until full victory, including expelling Russia from its territory

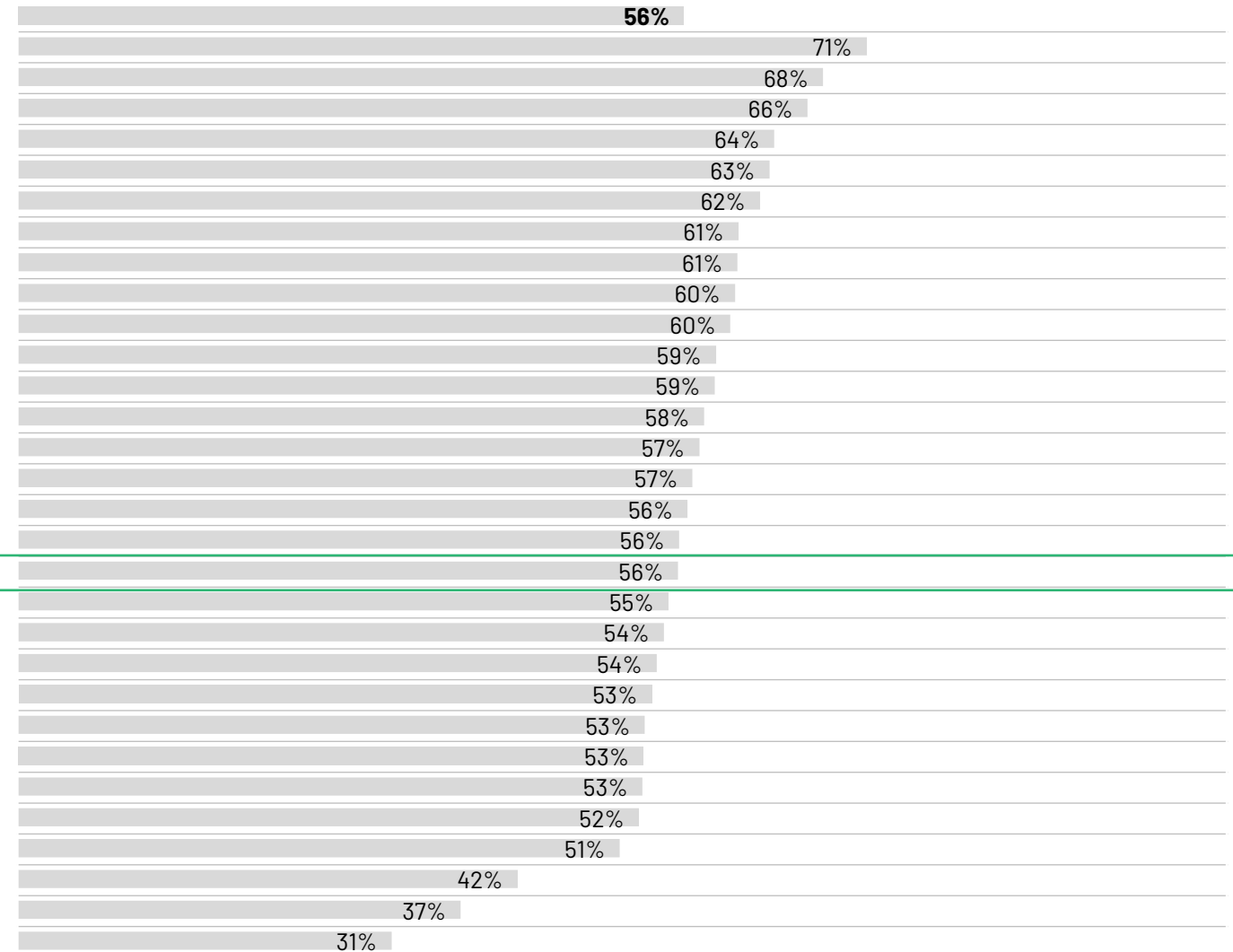
Base: 22,989 online adults under the age of 75 across 30 countries, interviewed 20 September - 4 October, 2024.

Country

30-country average

Poland
Sweden
India
Indonesia
Chile
Colombia
Türkiye
Netherlands
France
Belgium
Peru
Great Britain
Germany
Malaysia
Ireland
New Zealand
Mexico
Australia
South Korea
Brazil
Argentina
United States
Thailand
Canada
Spain
Singapore
South Africa
Italy
Hungary
Japan

% Somewhat/strongly agree



Involvement in Ukraine Conflict

Q: The problems in Ukraine are none of [country's] business and we should not interfere

Base: 22,989 online adults under the age of 75 across 30 countries, interviewed 20 September – 4 October, 2024.

Country	% Somewhat/strongly agree	Change 2023
30-country average	47%	-1 pp
Thailand	70%	-6 pp
India	69%	-13 pp
Hungary	67%	-4 pp
Malaysia	65%	7 pp
Argentina	62%	4 pp
Mexico	59%	-5 pp
Indonesia	57%	2 pp
Colombia	53%	5 pp
Türkiye	52%	6 pp
South Korea	50%	-2 pp
Singapore	49%	4 pp
Chile	49%	-4 pp
South Africa	49%	-5 pp
Peru	47%	-6 pp
United States	45%	-4 pp
Brazil	44%	-11 pp
Germany	43%	-1 pp
Australia	43%	-2 pp
France	42%	-2 pp
New Zealand	40%	1 pp
Belgium	39%	-6 pp
Italy	38%	-5 pp
Ireland	38%	-9 pp
Canada	37%	0 pp
Spain	36%	1 pp
Poland	36%	1 pp
Great Britain	35%	0 pp
Netherlands	32%	1 pp
Sweden	27%	1 pp
Japan	26%	2 pp



Middle East Conflict

Q: Muslim people are to blame for instability/conflict in the Middle East

*This question was not asked in Malaysia.

Base: 22,989 online adults under the age of 75 across 30 countries, interviewed 20 September - 4 October, 2024.

Country

29-country average*

South Korea

India

Poland

Thailand

Indonesia

Chile

Türkiye

Sweden

Germany

France

Hungary

Peru

Colombia

Mexico

Belgium

Brazil

Spain

Netherlands

Italy

Singapore

Australia

Argentina

Japan

United States

Canada

Ireland

South Africa

Great Britain

New Zealand

% Somewhat/strongly agree

44%

76%

67%

57%

52%

49%

48%

48%

47%

47%

46%

46%

46%

44%

44%

44%

43%

43%

43%

42%

40%

37%

37%

35%

34%

34%

33%

33%

30%

26%



Middle East Conflict

Q: Jewish people in Israel and around the world are to blame for instability/conflict in the Middle East

Base: 22,989 online adults under the age of 75 across 30 countries, interviewed 20 September – 4 October, 2024.

Country

30-country average

South Korea

Indonesia

Türkiye

Malaysia

India

Thailand

Poland

Spain

Italy

Singapore

Chile

Peru

Mexico

Colombia

Belgium

South Africa

Ireland

Germany

Brazil

Japan

Australia

Argentina

Hungary

France

Sweden

Netherlands

Canada

Great Britain

New Zealand

United States

% Somewhat/strongly agree

41%

78%

76%

73%

70%

66%

57%

49%

43%

41%

41%

40%

38%

38%

37%

36%

35%

35%

34%

33%

32%

31%

30%

30%

29%

28%

27%

26%

25%

23%

20%



Economic vs. Military Power

Q: Economic power is more important in world affairs than military power

Base: 22,989 online adults under the age of 75 across 30 countries, interviewed 20 September - 4 October, 2024.

Country	% Somewhat/strongly agree	Change 2023
30-country average	66%	-11 pp
Thailand	79%	-9 pp
Indonesia	76%	-9 pp
South Africa	75%	-8 pp
India	73%	-12 pp
South Korea	71%	-4 pp
Türkiye	70%	-10 pp
Malaysia	70%	-7 pp
Peru	69%	-13 pp
Mexico	68%	-12 pp
New Zealand	68%	-10 pp
Hungary	68%	-12 pp
Spain	68%	-11 pp
Argentina	67%	-13 pp
Ireland	67%	-9 pp
Chile	67%	-11 pp
Singapore	66%	-13 pp
Italy	66%	-12 pp
Sweden	66%	-11 pp
Belgium	66%	-12 pp
France	64%	-13 pp
Colombia	64%	-15 pp
Brazil	63%	-9 pp
Poland	62%	-10 pp
Australia	62%	-14 pp
Germany	59%	-9 pp
Japan	59%	-13 pp
Great Britain	59%	-15 pp
Canada	58%	-18 pp
Netherlands	57%	-13 pp
United States	56%	-8 pp



Military Spending

Q: Given the dangers in the world, my government needs to spend more on my country's military power

Base: 22,989 online adults under the age of 75 across 30 countries, interviewed 20 September - 4 October, 2024.

Country

% Somewhat/strongly agree

Change 2023

30-country average

Poland	79%	-5 pp
India	75%	-10 pp
Indonesia	72%	-4 pp
Malaysia	71%	2 pp
South Africa	70%	-7 pp
Sweden	70%	3 pp
Netherlands	69%	-2 pp
Türkiye	68%	-7 pp
Great Britain	64%	-4 pp
Singapore	63%	-9 pp
South Korea	59%	-8 pp
Germany	59%	-1 pp
France	58%	-4 pp
United States	58%	-3 pp
Ireland	57%	-1 pp
Belgium	57%	1 pp
Peru	57%	-5 pp
Canada	55%	-9 pp
Thailand	54%	-1 pp
Australia	53%	-12 pp
Mexico	53%	-3 pp
Argentina	52%	-14 pp
Brazil	51%	-8 pp
Colombia	48%	-5 pp
New Zealand	46%	-2 pp
Spain	45%	-6 pp
Chile	45%	-2 pp
Japan	41%	-10 pp
Hungary	38%	-5 pp
Italy	35%	-6 pp

Views on Democracy, U.S. and Western Values

Citizens of 30 Countries Assess
Threats and Engagement in
International Affairs



Universal vs. Western Values

Q: Which of the following is closest to your point of view:

Base: 22,989 online adults under the age of 75 across 30 countries, interviewed 20 September – 4 October, 2024.

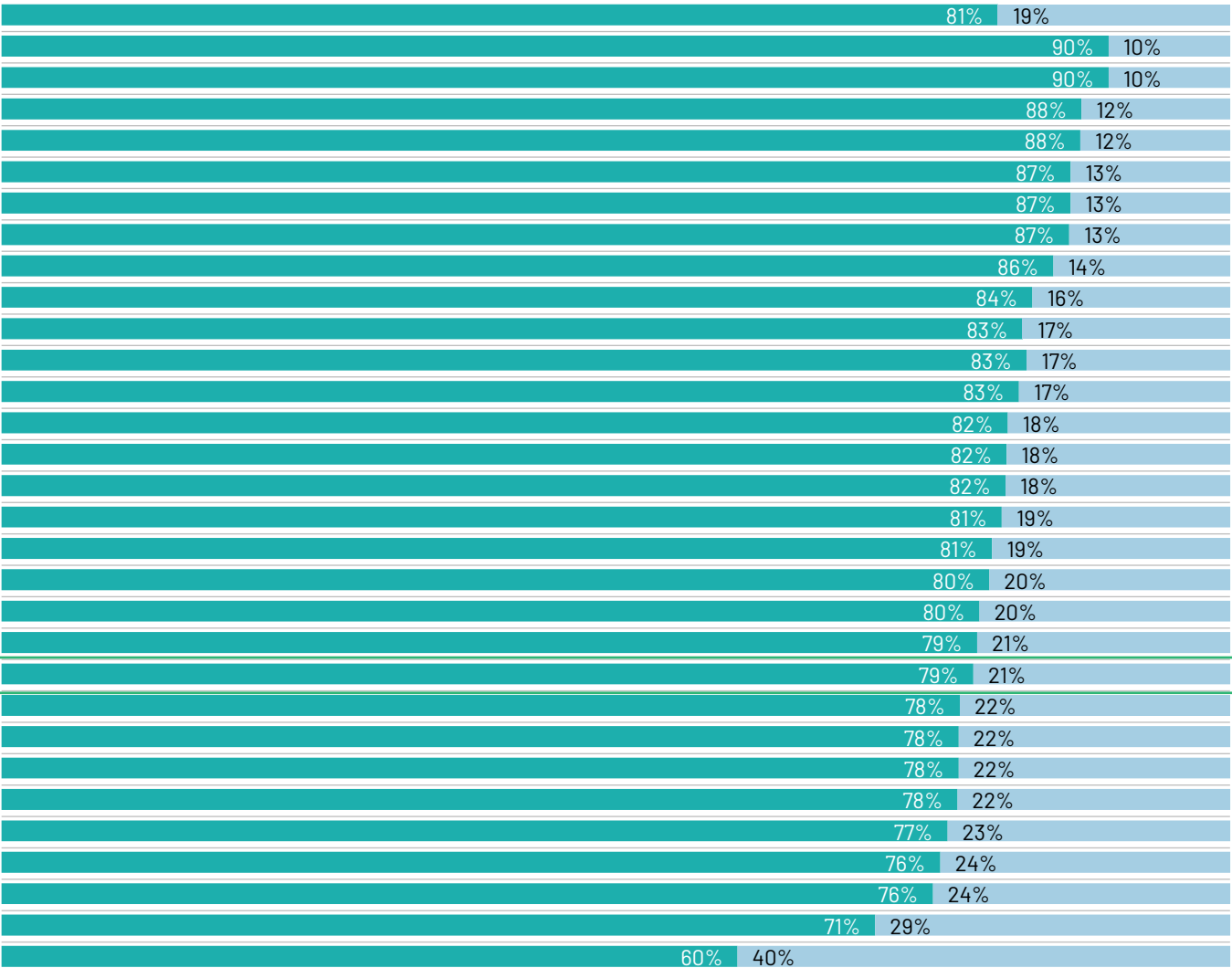
Country

30-country average

Colombia
Mexico
Türkiye
Indonesia
Argentina
South Korea
Peru
Chile
Brazil
United States
Poland
Hungary
South Africa
Italy
Spain
Netherlands
Thailand
Belgium
New Zealand
Great Britain
Australia
Canada
Ireland
Malaysia
Sweden
Germany
Singapore
France
Japan
India

Democracy, human rights and the rule of law are “Universal Values” that all nations deserve and can aspire to

Democracy, human rights and the rule of law are “Western Values” and only possible in those countries.



The role of free trade in a global economy

Q: Free trade is beneficial for my country's economy

Base: 22,989 online adults under the age of 75 across 30 countries, interviewed 20 September - 4 October, 2024.

Country

% Somewhat/strongly agree

Change 2023

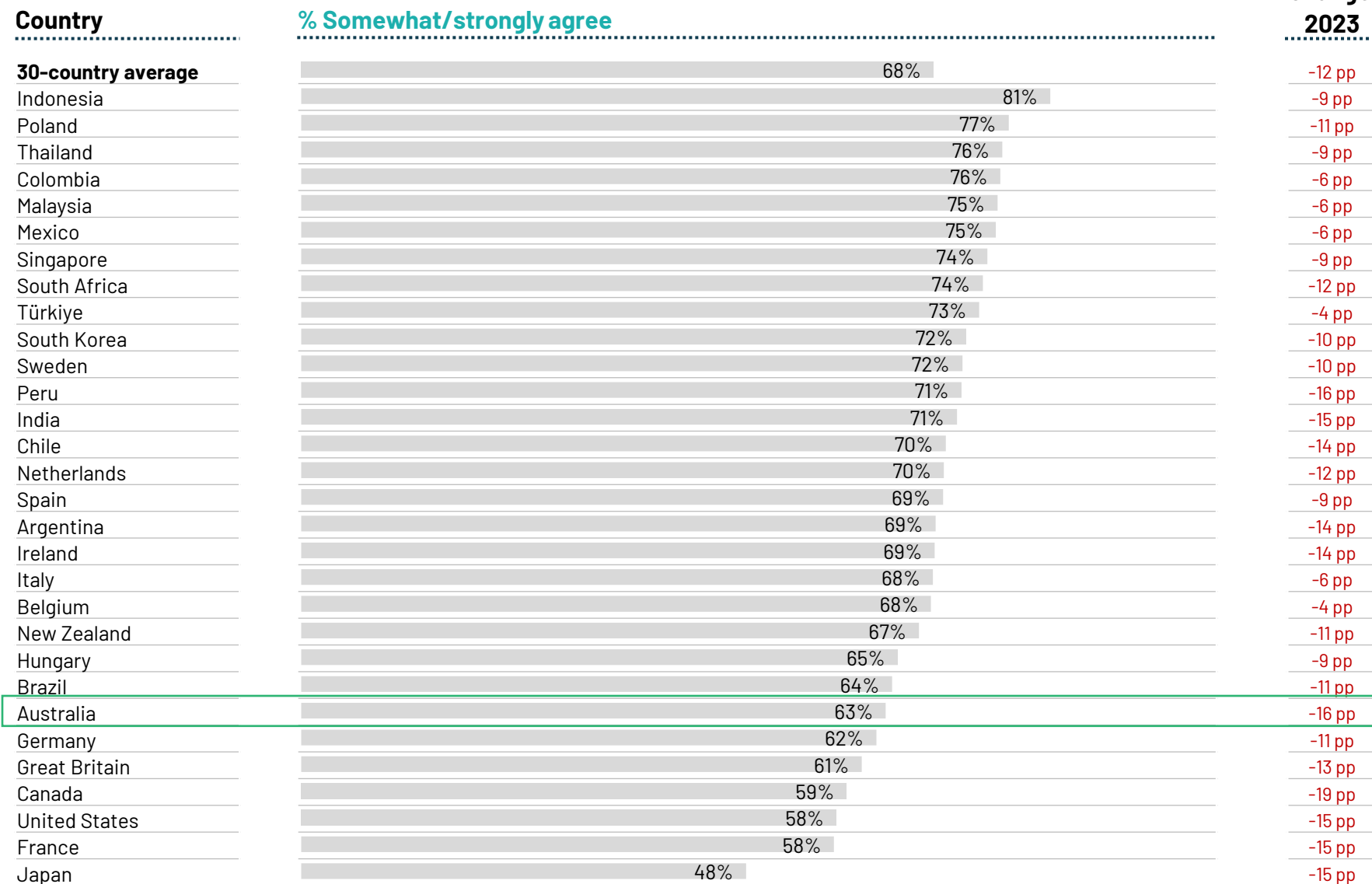
30-country average

	70%	-10 pp
Netherlands	80%	-2 pp
Mexico	80%	-9 pp
Malaysia	79%	-5 pp
Poland	78%	-4 pp
Great Britain	76%	-11 pp
Ireland	76%	-13 pp
Peru	76%	-10 pp
Singapore	75%	-16 pp
New Zealand	75%	-14 pp
Thailand	72%	-12 pp
South Korea	72%	-9 pp
Indonesia	72%	-2 pp
India	72%	-11 pp
Colombia	71%	-7 pp
South Africa	71%	-12 pp
Chile	71%	-12 pp
Australia	70%	-14 pp
United States	69%	-14 pp
Germany	68%	-7 pp
Argentina	67%	-14 pp
Canada	66%	-15 pp
Brazil	66%	-9 pp
Sweden	65%	-15 pp
Belgium	65%	-6 pp
Türkiye	65%	-8 pp
Italy	63%	-7 pp
Hungary	63%	-11 pp
Spain	61%	-11 pp
Japan	55%	-14 pp
France	49%	-12 pp

Respect of global institutions

Q: I would have more respect for global institutions and agreements if democratic nations had more influence over them than authoritarian nations

Base: 22,989 online adults under the age of 75 across 30 countries, interviewed 20 September - 4 October, 2024.



Role of U.S., NATO and allies

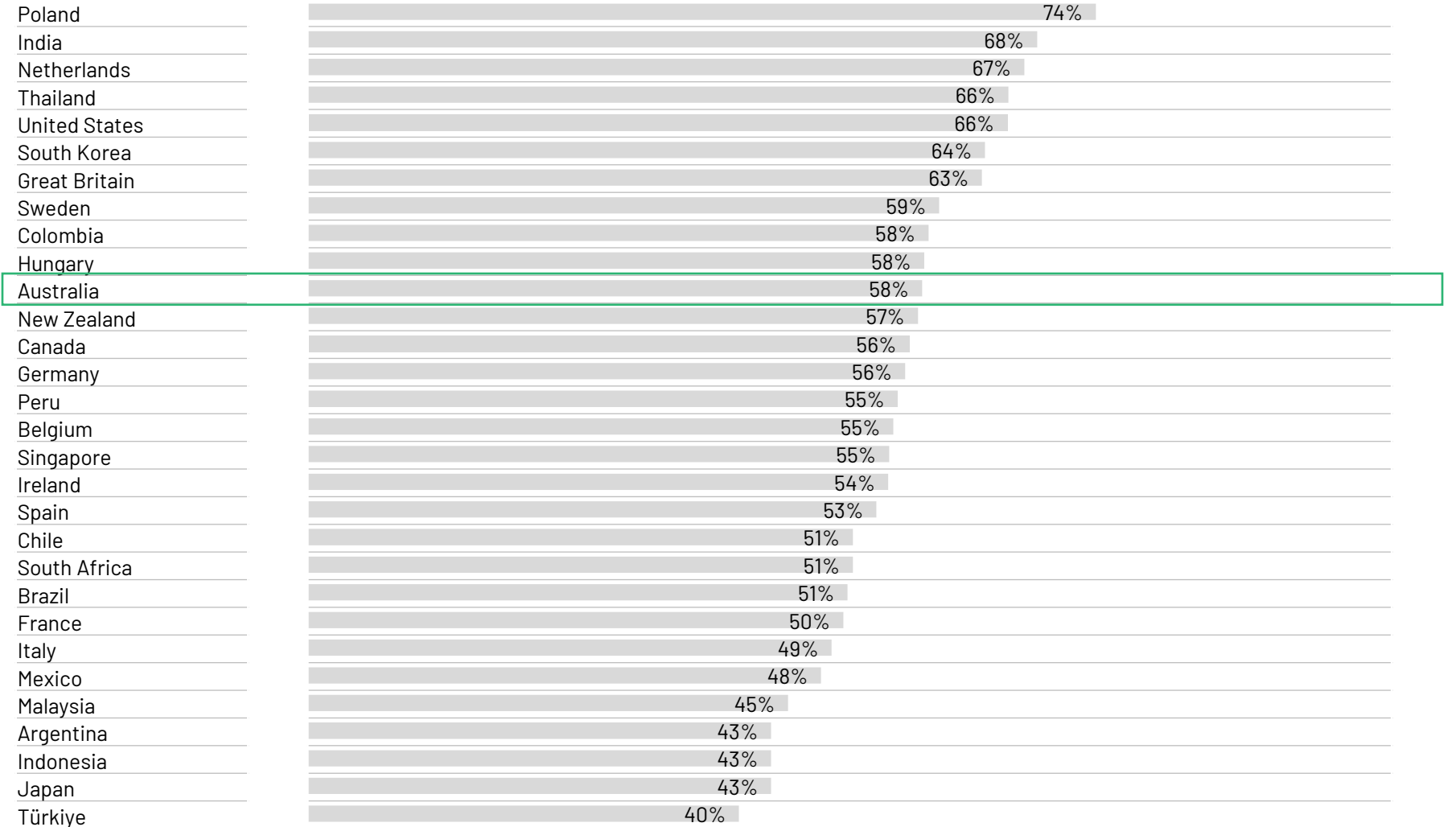
Q: The United States and its allies, including the North Atlantic Treaty Organization (NATO) make the world more secure

Base: 22,989 online adults under the age of 75 across 30 countries, interviewed 20 September - 4 October, 2024.

Country

% Somewhat/strongly agree

30-country average



Role of the U.S. as democratic leader

Q: When it comes to achieving positive outcomes in the world, the United States continues to be the most reliable leader for democratic nations

Base: 22,989 online adults under the age of 75 across 30 countries, interviewed 20 September - 4 October, 2024.

Country

% Somewhat/strongly agree

Change 2023

30-country average

India	71%	-12 pp
Poland	71%	-8 pp
Peru	69%	-6 pp
Thailand	67%	-11 pp
South Korea	63%	-2 pp
United States	62%	-2 pp
Colombia	62%	-7 pp
Brazil	57%	-8 pp
Chile	56%	-3 pp
South Africa	56%	-7 pp
Argentina	55%	-4 pp
Singapore	55%	-5 pp
Malaysia	50%	-1 pp
France	49%	-1 pp
Spain	49%	-8 pp
Japan	48%	-16 pp
Italy	48%	-8 pp
Mexico	47%	-10 pp
Germany	47%	-4 pp
Indonesia	46%	-9 pp
Ireland	46%	-4 pp
Belgium	46%	0 pp
Hungary	45%	-2 pp
Australia	44%	-9 pp
Canada	42%	-5 pp
Netherlands	42%	-6 pp
Great Britain	40%	-9 pp
New Zealand	37%	-4 pp
Sweden	36%	-6 pp
Türkiye	34%	-8 pp



Digital technology impact

Q: The revolution in digital technology will undermine and destroy the democratic freedoms that exist in the world today

Base: 22,989 online adults under the age of 75 across 30 countries, interviewed 20 September – 4 October, 2024.

Country

% Somewhat/strongly agree

Change 2023

30-country average

India	68%	-13 pp
Malaysia	64%	-2 pp
Colombia	59%	-8 pp
Peru	59%	-9 pp
Singapore	57%	-8 pp
Belgium	56%	-4 pp
South Africa	56%	-6 pp
Türkiye	55%	-10 pp
Indonesia	55%	-1 pp
Thailand	55%	-7 pp
Ireland	53%	-11 pp
Australia	53%	-7 pp
Poland	53%	-2 pp
New Zealand	52%	-4 pp
France	52%	-9 pp
Mexico	51%	-15 pp
Spain	50%	-10 pp
Netherlands	49%	-6 pp
Hungary	49%	1 pp
Canada	49%	-12 pp
Chile	49%	-10 pp
Argentina	48%	-7 pp
Great Britain	47%	-12 pp
Brazil	47%	-9 pp
Germany	46%	-5 pp
South Korea	44%	0 pp
United States	43%	-18 pp
Italy	42%	-5 pp
Sweden	39%	-11 pp
Japan	29%	-10 pp

Methodology



METHODOLOGY

These are the results of a 30-country survey conducted by Ipsos on its Global Advisor online platform and, in India, on its IndiaBus platform, between Friday, September 20 and Friday, October 4, 2024. For this survey, Ipsos interviewed a total of 22,989 adults aged 18 years and older in India, 18-74 in Canada, Malaysia, South Africa, Türkiye, and the United States, 20-74 in Thailand, 21-74 in Indonesia and Singapore, and 16-74 in all other countries.

The sample consists of approximately 1,000 individuals each in Australia, Brazil, Canada, France, Germany, Great Britain, Italy, Japan, New Zealand, Spain, and the U.S., and 500 individuals each in Argentina, Belgium, Chile, Colombia, Hungary, Indonesia, Ireland, Israel, Malaysia, Mexico, the Netherlands, Peru, Poland, Singapore, South Africa, South Korea, Sweden, Thailand, and Türkiye. The sample in India consists of approximately 2,000 individuals, of whom approximately 1,800 were interviewed face-to-face and 200 were interviewed online.

Samples in Argentina, Australia, Belgium, Canada, France, Germany, Great Britain, Hungary, Italy, Japan, the Netherlands, Poland, South Korea, Spain, Sweden, and the U.S. can be considered representative of their general adult populations under the age of 75. Samples in Brazil, Chile, Colombia, Indonesia, Israel, Malaysia, Mexico, Peru, Singapore, South Africa, Thailand, and Türkiye are more urban, more educated, and/or more affluent than the general population. The survey results for these countries should be viewed as reflecting the views of the more “connected” segment of their population.

India’s sample represents a large subset of its urban population – social economic classes A, B and C in metros and tier 1-3 town classes across all four zones.

The data is weighted so that the composition of each country’s sample best reflects the demographic profile of the adult population according to the most recent census data. “The 30-country average” reflects the average result for all the countries and markets in

which the survey was conducted. It has not been adjusted to the population size of each country or market and is not intended to suggest a total result.

When percentages do not sum up to 100 or the ‘difference’ appears to be +/-1 percentage point more/less than the actual result, this may be due to rounding, multiple responses, or the exclusion of “don’t know” or not stated responses.

The precision of Ipsos online polls is calculated using a credibility interval with a poll where N=1,000 being accurate to +/- 3.5 percentage points and of where N=500 being accurate to +/- 5.0 percentage points. For more information on Ipsos’ use of credibility intervals, please visit the Ipsos website.

The publication of these findings abides by local rules and regulations.



For more information

Dr. Darrell Bricker

Global CEO

Ipsos Public Affairs

Darrell.Bricker@ipsos.com