

# WORLD AFFAIRS

Citizens of 30 Countries Assess  
Threats and Engagement in  
International Affairs

Dr. Darrell Bricker  
November 2024



# CONTENTS

**1**

Key Findings

**2**

Global Threats  
Assessment

**3**

Confidence in  
Response to  
Threats

**4**

Global Gap Between  
Priority of Threat and  
Level of Preparation

**5**

Willingness to  
Engage in World  
Affairs

**6**

World Conflict  
Views

**7**

Views on  
Democracy, U.S.  
and Western Values

**8**

Methodology

# Key findings



## Disinformation worry high

Just over 3 in 4 (76% on average across 30 countries) say some person, organization, or country deliberately spreading disinformation to influence public opinion is a real threat in the world today. The threat was added to the poll this year as it has emerged as a hot topic during one of the biggest global election years in history.



## Canada retains top spot

Almost 8 in 10 (79%) say Canada is the country/organization most likely to have a positive influence on world affairs over the next decade, once again topping our list. Meanwhile, Iran remains in the bottom spot, with 25% saying it will have a positive influence.



## World War III fear drops

Fear about a world conflict involving superpowers similar to World Wars I and II over the next 25 years has dropped in 29 out of 30 countries year-over-year. As the full-scale invasion of Ukraine nears the three-year mark and with the Hamas-Israel conflict in its second year, 63% (-seven percentage points versus 2023) expect a worldwide conflict between now and 2074.



## Hacking concern remains

Being hacked for fraudulent or espionage purposes ties disinformation as the No. 1 threat in 2024, with 76% also saying hacking is a real concern. Hacking has consistently been seen as a leading threat over the past decade and fear about hacking rose in 19 out of 30 countries this year.



## Sweating natural disasters

Over the past decade, on average across 20 countries\*, concern about one issue has grown the most: natural disasters. Fires, floods and heatwaves have become the norm and thus it's no surprise the proportion of people who think a major natural disaster in their country is a threat now sits at 69% in 2024 versus 58% in 2015.



## Hope amid pessimism

The proportion of people who think more things are getting better than worse these days is down nine points, on average across 20 countries\*, since we first started asking this question in 2017. On the other hand, a new question shows there's some hope with a majority in all 30 countries saying democracy, human rights and the rule of law are universal values that all nations deserve and can aspire to.

# Global Threats Assessment

Citizens of 30 Countries Assess  
Threats and Engagement in  
International Affairs

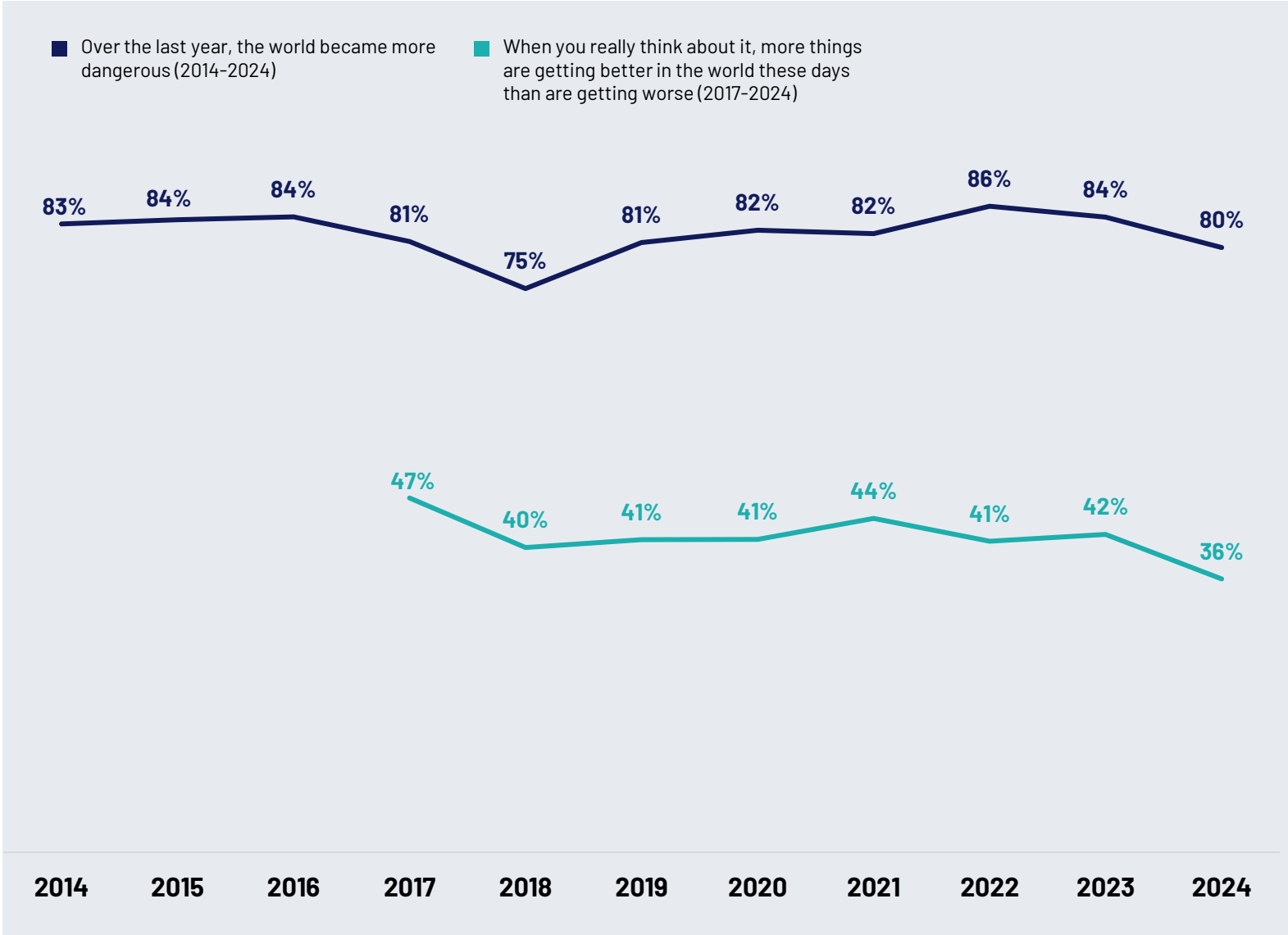


# Attitudes about the state of the world over time\*

% somewhat/strongly agree

\*Change for 20-country average is based on the countries which were in all editions of the Ipsos for the Halifax Security Forum report.

Base: 22,989 online adults under the age of 75 across 30 countries, interviewed 20 September - 4 October, 2024.



# Over the last year the world became more dangerous

Base: 22,989 online adults under the age of 75 across 30 countries, interviewed 20 September – 4 October, 2024.

## Country

### 30-country average

Netherlands

South Korea

Great Britain

Argentina

Peru

Poland

Belgium

New Zealand

Germany

Ireland

Türkiye

**Canada**

France

Sweden

Colombia

Indonesia

**United States**

Chile

Australia

Hungary

Spain

South Africa

Italy

Singapore

Mexico

Thailand

India

Japan

Malaysia

Brazil

## % Somewhat/strongly agree

**80%**

86%

85%

84%

84%

83%

83%

83%

83%

82%

82%

82%

**82%**

82%

82%

82%

81%

81%

**81%**

81%

80%

80%

80%

80%

79%

79%

77%

74%

73%

72%

72%

71%

## Change 2023

-4 pp

-1 pp

2 pp

0 pp

-3 pp

-7 pp

-3 pp

-1 pp

-1 pp

-1 pp

-4 pp

-5 pp

-5 pp

-5 pp

-7 pp

-4 pp

8 pp

-3 pp

-6 pp

-2 pp

-6 pp

-1 pp

-6 pp

0 pp

-6 pp

-9 pp

-6 pp

-10 pp

-9 pp

-1 pp

-8 pp



When you really think about it, more things are getting better in the world these days than are getting worse

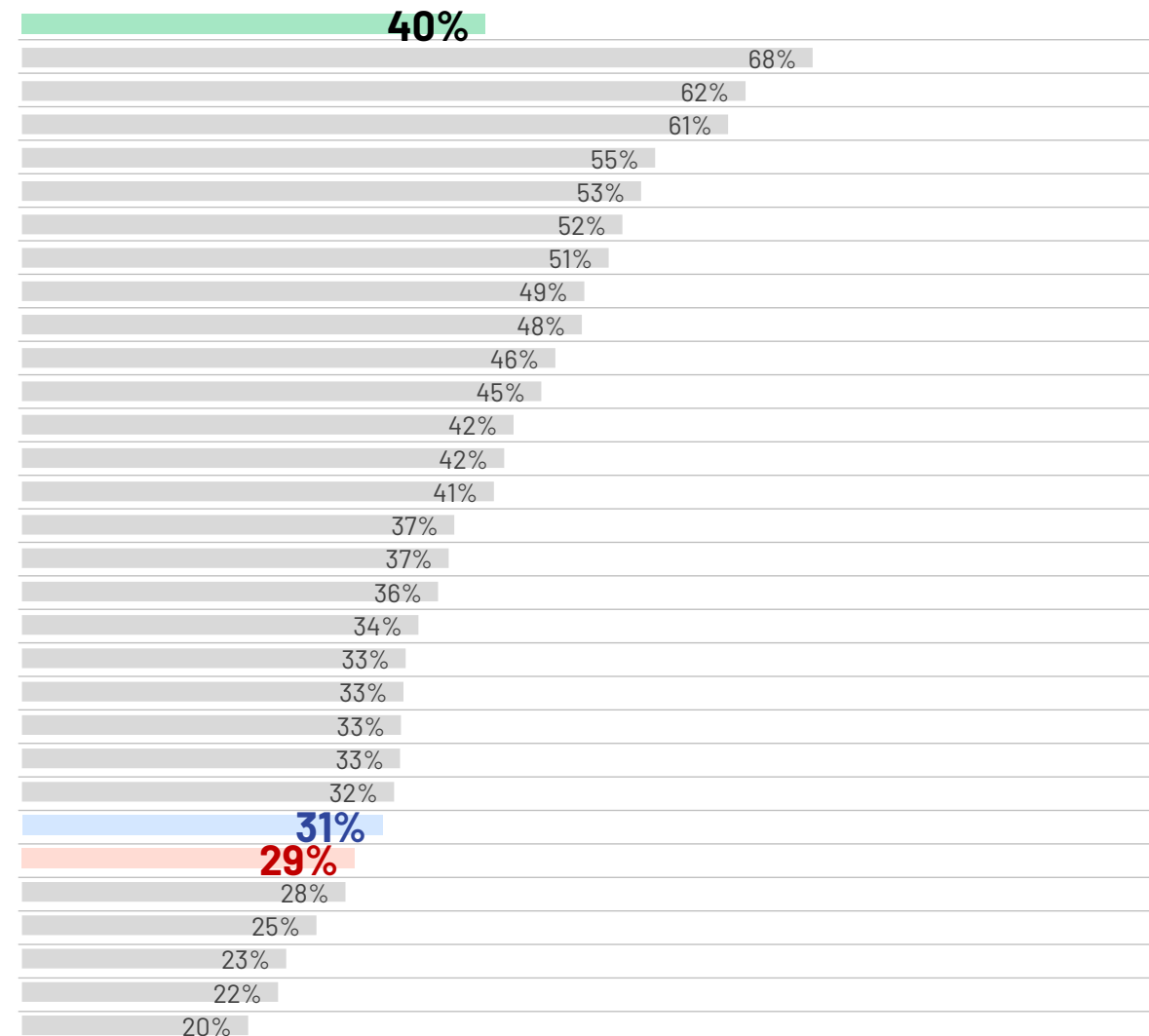
Base: 22,989 online adults under the age of 75 across 30 countries, interviewed 20 September - 4 October, 2024.

## Country

### 30-country average

India
Thailand
Malaysia
Singapore
Mexico
Peru
Indonesia
South Korea
Brazil
Colombia
South Africa
Ireland
Chile
Argentina
Sweden
Poland
Spain
Australia
Great Britain
Germany
Netherlands
New Zealand
Hungary
<b>United States</b>
<b>Canada</b>
Italy
Belgium
Türkiye
France
Japan

## % Somewhat/strongly agree



## Change 2023

-7 pp
-17 pp
-17 pp
-6 pp
-9 pp
-8 pp
-10 pp
-12 pp
-2 pp
-10 pp
-7 pp
0 pp
0 pp
-9 pp
-3 pp
-1 pp
-3 pp
-9 pp
-14 pp
-8 pp
-3 pp
-2 pp
-10 pp
-4 pp
-6 pp
-2 pp
-11 pp
-6 pp
-7 pp
-3 pp
-1 pp



# Global threat assessment\*

Q: How real do you feel the threat is of any of the following happening in the next twelve months – a very real threat, a somewhat real threat, not much of a real threat or not a real threat at all? **(Very Real Threat/ Somewhat Real Threat)**

\*Change for 20-country average is based on the countries which were in all editions of the Ipsos for the Halifax Security Forum report.

Base: 22,989 online adults under the age of 75 across 30 countries, interviewed 20 September – 4 October, 2024.

Global	2024	2023	2022	2021	2020	2019	2018	2017	2016	2015
Some person, organization, or country deliberately spreading disinformation to influence public opinion	76%	n/a	n/a	n/a	n/a	n/a	n/a	n/a	n/a	n/a
Change from previous year	n/a	n/a	n/a	n/a	n/a	n/a	n/a	n/a	n/a	n/a
Being hacked for fraudulent or espionage purposes	76%	72%	74%	75%	74%	75%	70%	75%	74%	73%
Change from previous year	4 pp	-2 pp	-1 pp	1 pp	-1 pp	5 pp	-5 pp	1 pp	1 pp	10 pp
Nuclear / chemical attack in the world	71%	70%	74%	65%	66%	68%	63%	72%	68%	65%
Change from previous year	1 pp	-4 pp	9 pp	-1 pp	-2 pp	5 pp	-9 pp	4 pp	3 pp	9 pp
Major natural disaster in your country	69%	68%	67%	68%	65%	65%	61%	62%	59%	58%
Change from previous year	1 pp	1 pp	-1 pp	3 pp	n/c	4 pp	-1 pp	3 pp	1 pp	6 pp
Terrorist attack in your country	66%	62%	61%	61%	58%	65%	64%	71%	72%	68%
Change from previous year	4 pp	1 pp	n/c	3 pp	-7 pp	1 pp	-7 pp	-1 pp	4 pp	14 pp
The personal safety and security for you or your family members being violated	60%	61%	59%	58%	60%	60%	57%	62%	62%	59%
Change from previous year	-1 pp	2 pp	1 pp	-2 pp	n/c	3 pp	-5 pp	n/c	3 pp	9 pp
Major health epidemic in your country	60%	60%	61%	71%	79%	51%	49%	51%	50%	51%
Change from previous year	n/c	-1 pp	-10 pp	-8 pp	28 pp	2 pp	-2 pp	1 pp	-1 pp	-8 pp
A violent conflict breaking out between ethnic or minority groups in your country	58%	59%	58%	59%	60%	60%	57%	61%	61%	60%
Change from previous year	-1 pp	1 pp	-1 pp	-1 pp	n/c	3 pp	-4 pp	n/c	1 pp	10 pp
An Artificial Intelligence-based defense system becoming a threat to humanity by breaking free of human control	58%	57%	n/a	n/a	n/a	n/a	n/a	n/a	n/a	n/a
Change from previous year	1 pp	n/a	n/a	n/a	n/a	n/a	n/a	n/a	n/a	n/a
Your country entering armed conflict with another country	52%	52%	51%	45%	44%	48%	46%	53%	53%	53%
Change from previous year	n/c	1 pp	6 pp	1 pp	-4 pp	2 pp	-7 pp	n/c	n/c	3 pp





# Canada threat assessment

Q: How real do you feel the threat is of any of the following happening in the next twelve months – a very real threat, a somewhat real threat, not much of a real threat or not a real threat at all? **(Very Real Threat/ Somewhat Real Threat)**

Base: 22,989 online adults under the age of 75 across 30 countries, interviewed 20 September – 4 October, 2024.

Canada	2024	2023	2022	2021	2020	2019	2018	2017	2016	2015
Being hacked for fraudulent or espionage purposes	78%	74%	74%	75%	74%	75%	70%	74%	73%	72%
Change from previous year	4 pp	n/c	-1 pp	1 pp	-1 pp	5 pp	-4 pp	1 pp	1 pp	8 pp
Some person, organization, or country deliberately spreading disinformation to influence public opinion	77%	n/a	n/a	n/a	n/a	n/a	n/a	n/a	n/a	n/a
Change from previous year	n/a	n/a	n/a	n/a	n/a	n/a	n/a	n/a	n/a	n/a
Nuclear / chemical attack in the world	74%	71%	75%	66%	67%	68%	63%	71%	66%	64%
Change from previous year	3 pp	-4 pp	9 pp	-1 pp	-1 pp	5 pp	-8 pp	5 pp	2 pp	7 pp
Major natural disaster in your country	68%	70%	66%	69%	65%	66%	62%	63%	59%	58%
Change from previous year	-2 pp	4 pp	-3 pp	4 pp	-1 pp	4 pp	-1 pp	4 pp	1 pp	4 pp
Terrorist attack in your country	66%	63%	61%	62%	58%	65%	64%	72%	71%	69%
Change from previous year	3 pp	2 pp	-1 pp	4 pp	-7 pp	1 pp	-8 pp	1 pp	2 pp	14 pp
Major health epidemic in your country	63%	63%	60%	70%	78%	51%	49%	53%	51%	52%
Change from previous year	0 pp	3 pp	-10 pp	-8 pp	27 pp	2 pp	-4 pp	2 pp	-1 pp	-7 pp
A violent conflict breaking out between ethnic or minority groups in your country	57%	60%	59%	60%	61%	60%	57%	60%	60%	60%
Change from previous year	-3 pp	1 pp	-1 pp	-1 pp	1 pp	3 pp	-3 pp	n/c	n/c	9 pp
An Artificial Intelligence-based defense system becoming a threat to humanity by breaking free of human control	56%	59%	n/a	n/a	n/a	n/a	n/a	n/a	n/a	n/a
Change from previous year	-3 pp	n/a	n/a	n/a	n/a	n/a	n/a	n/a	n/a	n/a
The personal safety and security for you or your family members being violated	55%	63%	61%	60%	61%	61%	58%	62%	61%	60%
Change from previous year	-8 pp	2 pp	1 pp	-1 pp	n/c	3 pp	-4 pp	1 pp	1 pp	10 pp
Your country entering armed conflict with another country	49%	49%	50%	46%	43%	48%	48%	53%	54%	54%
Change from previous year	n/c	-1 pp	4 pp	3 pp	-5 pp	n/c	-5 pp	-1 pp	n/c	3 pp



# U.S. threat assessment

Q: How real do you feel the threat is of any of the following happening in the next twelve months – a very real threat, a somewhat real threat, not much of a real threat or not a real threat at all? **(Very Real Threat/ Somewhat Real Threat)**

Base: 22,989 online adults under the age of 75 across 30 countries, interviewed 20 September – 4 October, 2024.

U.S.	2024	2023	2022	2021	2020	2019	2018	2017	2016	2015
Some person, organization, or country deliberately spreading disinformation to influence public opinion	88%	n/a	n/a	n/a	n/a	n/a	n/a	n/a	n/a	n/a
<i>Change from previous year</i>	n/a	n/a	n/a	n/a	n/a	n/a	n/a	n/a	n/a	n/a
Major natural disaster in your country	85%	84%	83%	85%	87%	87%	73%	90%	85%	85%
<i>Change from previous year</i>	1 pp	1 pp	-2 pp	-2 pp	n/c	14 pp	-17 pp	5 pp	n/c	10 pp
Being hacked for fraudulent or espionage purposes	84%	79%	81%	83%	81%	82%	80%	88%	87%	85%
<i>Change from previous year</i>	5 pp	-2 pp	-2 pp	2 pp	-1 pp	2 pp	-8 pp	1 pp	2 pp	10 pp
Terrorist attack in your country	82%	81%	77%	79%	74%	84%	82%	90%	91%	81%
<i>Change from previous year</i>	1 pp	4 pp	-2 pp	5 pp	-10 pp	2 pp	-8 pp	-1 pp	10 pp	6 pp
Nuclear / chemical attack in the world	78%	78%	77%	71%	68%	73%	70%	84%	78%	72%
<i>Change from previous year</i>	n/c	1 pp	6 pp	3 pp	-5 pp	3 pp	-14 pp	6 pp	6 pp	11 pp
Your country entering armed conflict with another country	77%	77%	74%	74%	73%	79%	71%	87%	86%	81%
<i>Change from previous year</i>	n/c	3 pp	n/c	1 pp	-6 pp	8 pp	-16 pp	1 pp	5 pp	-1 pp
Major health epidemic in your country	74%	74%	74%	82%	87%	66%	60%	67%	71%	64%
<i>Change from previous year</i>	n/c	n/c	-8 pp	-5 pp	21 pp	6 pp	-7 pp	-4 pp	7 pp	-10 pp
A violent conflict breaking out between ethnic or minority groups in your country	68%	73%	72%	75%	84%	72%	72%	82%	85%	74%
<i>Change from previous year</i>	-5 pp	1 pp	-3 pp	-9 pp	12 pp	n/c	-10 pp	-3 pp	11 pp	17 pp
The personal safety and security for you or your family members being violated	65%	67%	64%	67%	61%	66%	61%	70%	72%	66%
<i>Change from previous year</i>	-2 pp	3 pp	-3 pp	6 pp	-5 pp	5 pp	-9 pp	-2 pp	6 pp	14 pp
An Artificial Intelligence-based defense system becoming a threat to humanity by breaking free of human control	60%	64%	n/a	n/a	n/a	n/a	n/a	n/a	n/a	n/a
<i>Change from previous year</i>	-4 pp	n/a	n/a	n/a	n/a	n/a	n/a	n/a	n/a	n/a



Some person, organisation/ organization, or country deliberately spreads disinformation to influence public opinion

Q: How real do you feel the threat is of some person, organisation/ organization, or country deliberately spreading disinformation to influence public opinion in the next twelve months?

Base: 22,989 online adults under the age of 75 across 30 countries, interviewed 20 September - 4 October, 2024.

Country

30-country average

United States

Thailand

Netherlands

Indonesia

Sweden

South Korea

Poland

Great Britain

Türkiye

France

South Africa

Germany

Spain

Canada

Australia

New Zealand

Belgium

Singapore

India

Ireland

Colombia

Japan

Brazil

Italy

Chile

Peru

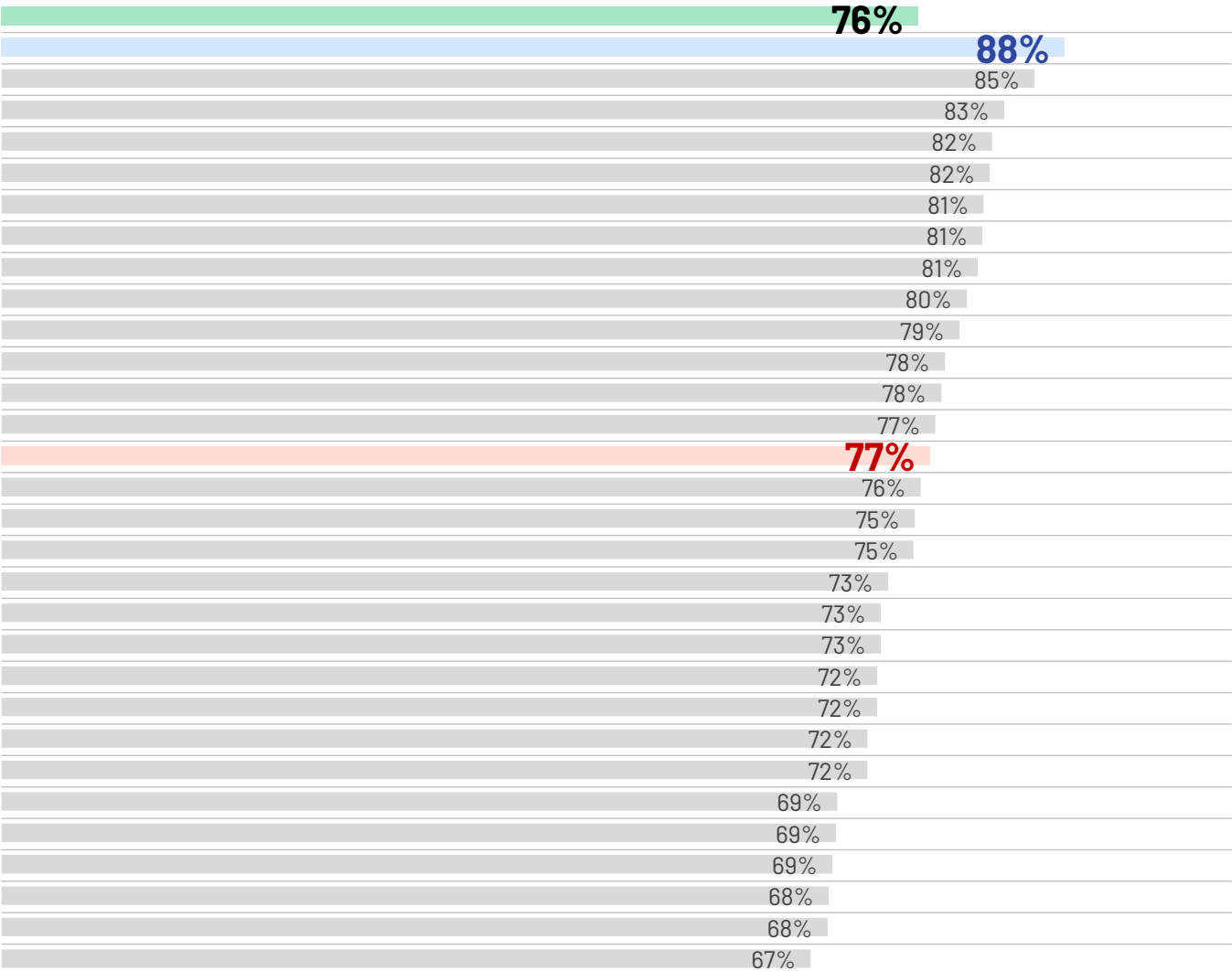
Malaysia

Hungary

Argentina

Mexico

% A very/somewhat a real threat



# Being hacked for fraudulent or espionage purposes

Q: How real do you feel the threat is of some person, organization or country hacking into either your public, private or personal information system for fraudulent or espionage purposes in the next twelve months?

Base: 22,989 online adults under the age of 75 across 30 countries, interviewed 20 September - 4 October, 2024.

## Country

### 30-country average

Thailand

Türkiye

### United States

South Africa

Poland

Indonesia

Australia

New Zealand

Singapore

Spain

Belgium

France

### Canada

Netherlands

Sweden

South Korea

Great Britain

Argentina

Malaysia

Mexico

Colombia

Chile

Ireland

Japan

India

Brazil

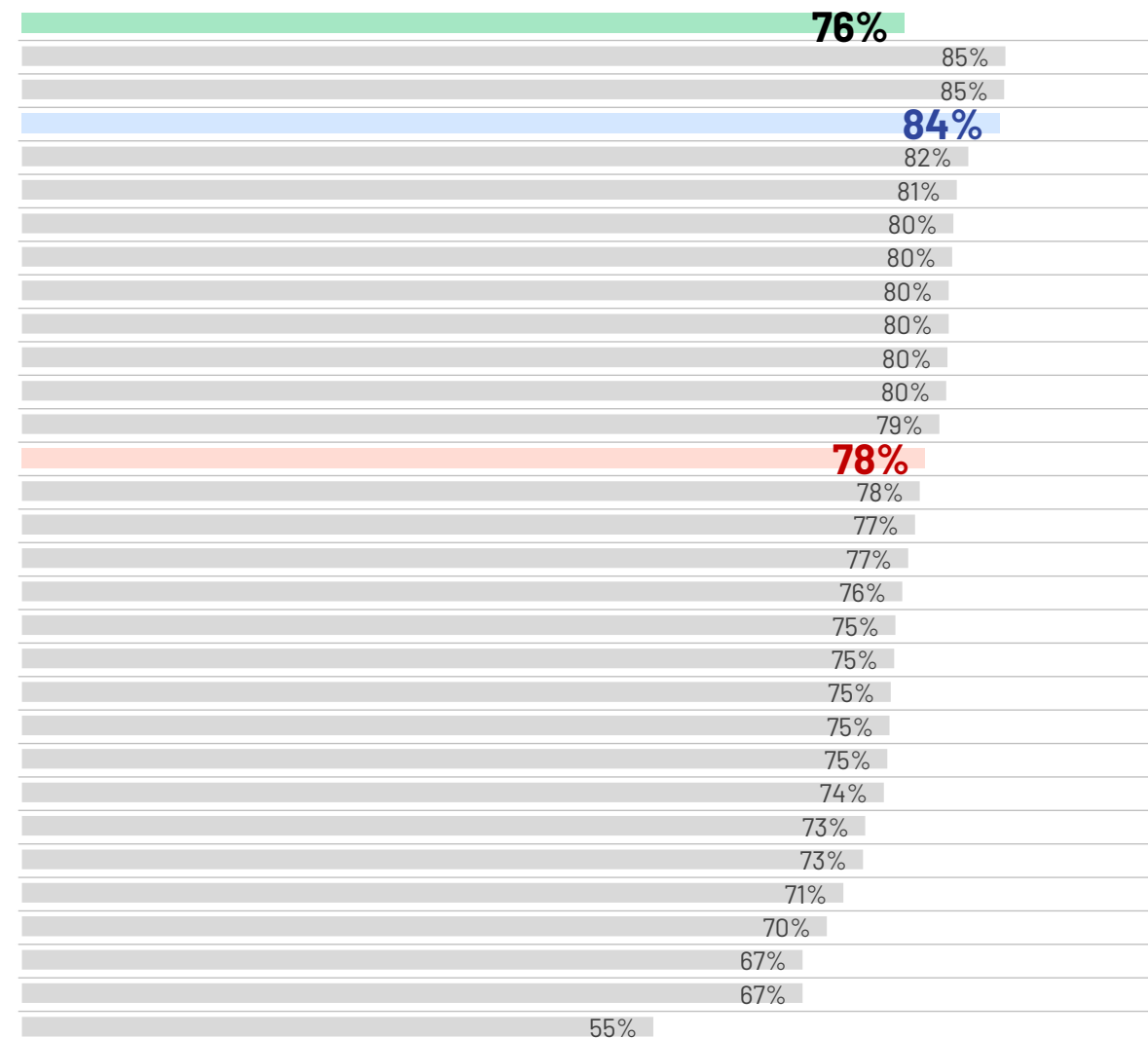
Germany

Italy

Peru

Hungary

## % A very/somewhat a real threat



## Change 2023

2 pp

2 pp

2 pp

5 pp

3 pp

16 pp

5 pp

1 pp

-3 pp

4 pp

6 pp

5 pp

0 pp

1 pp

8 pp

1 pp

6 pp

0 pp

0 pp

-2 pp

6 pp

-2 pp

-2 pp

-1 pp

7 pp

10 pp

0 pp

1 pp

3 pp

-10 pp

-1 pp



# A nuclear, biological or chemical attack taking place somewhere in the world

Q: How real do you feel the threat is of a nuclear, biological or chemical attack taking place somewhere in the world in the next twelve months?

Base: 22,989 online adults under the age of 75 across 30 countries, interviewed 20 September – 4 October, 2024.

## Country

### 30-country average

Thailand

Türkiye

Singapore

South Africa

New Zealand

**United States**

Colombia

Japan

Ireland

Australia

Indonesia

Peru

**Canada**

Spain

Argentina

Chile

Great Britain

India

Sweden

Malaysia

Hungary

Mexico

Germany

Netherlands

Brazil

Belgium

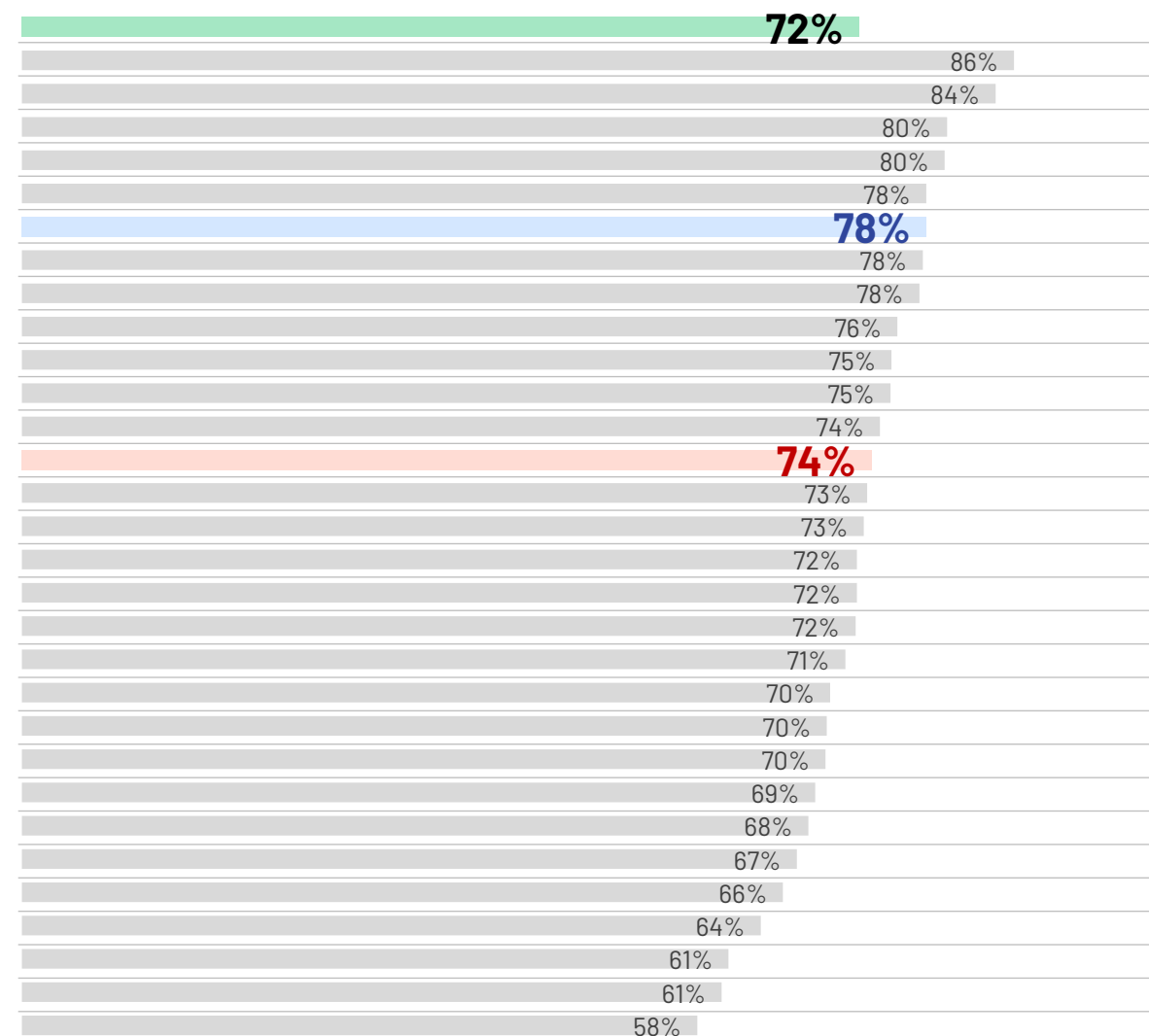
Italy

South Korea

Poland

France

## % A very/somewhat a real threat



## Change 2023

1 pp

1 pp

1 pp

5 pp

3 pp

2 pp

0 pp

-1 pp

0 pp

0 pp

2 pp

6 pp

-1 pp

5 pp

1 pp

-1 pp

-6 pp

-2 pp

8 pp

1 pp

0 pp

-2 pp

-1 pp

2 pp

1 pp

1 pp

0 pp

6 pp

-1 pp

0 pp

0 pp



# A major natural disaster occurring

Q: How real do you feel the threat is of a major natural disaster occurring in [country] in the next twelve months?

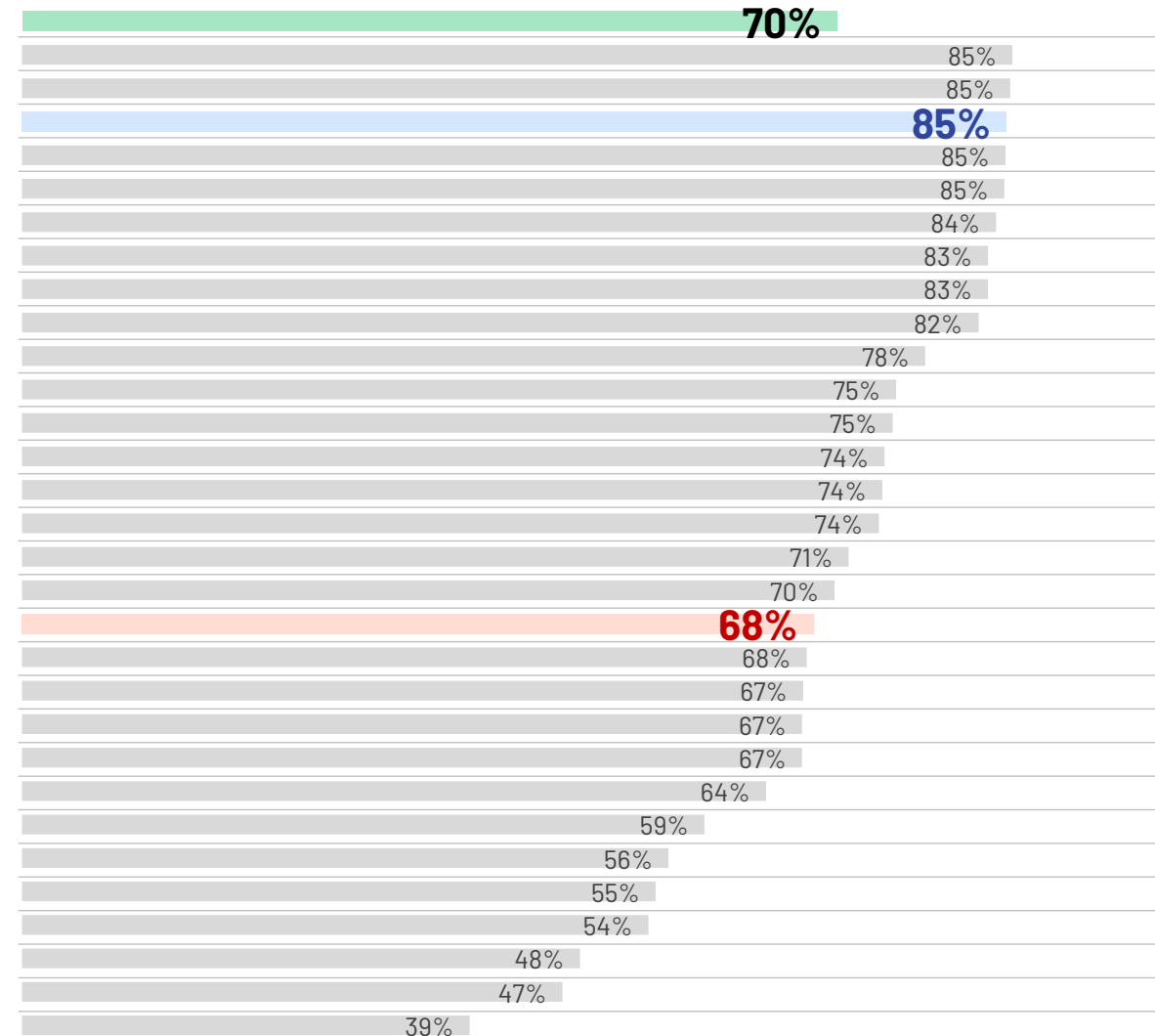
Base: 22,989 online adults under the age of 75 across 30 countries, interviewed 20 September - 4 October, 2024.

## Country

### 30-country average

Thailand
Indonesia
<b>United States</b>
Japan
Türkiye
New Zealand
Peru
Mexico
Chile
Colombia
Brazil
Australia
South Africa
Italy
Poland
South Korea
India
<b>Canada</b>
Germany
Argentina
Malaysia
France
Belgium
Spain
Singapore
Great Britain
Netherlands
Hungary
Ireland
Sweden

## % A very/somewhat a real threat



## Change 2023

0 pp
3 pp
5 pp
1 pp
0 pp
0 pp
-3 pp
-2 pp
8 pp
-3 pp
-4 pp
2 pp
-3 pp
-8 pp
0 pp
17 pp
-6 pp
10 pp
-6 pp
8 pp
5 pp
-3 pp
-4 pp
9 pp
-10 pp
4 pp
1 pp
1 pp
1 pp
-2 pp
-9 pp





# A terrorist attack taking place

Q: How real do you feel the threat is of a terrorist attack taking place in [country] in the next twelve months?

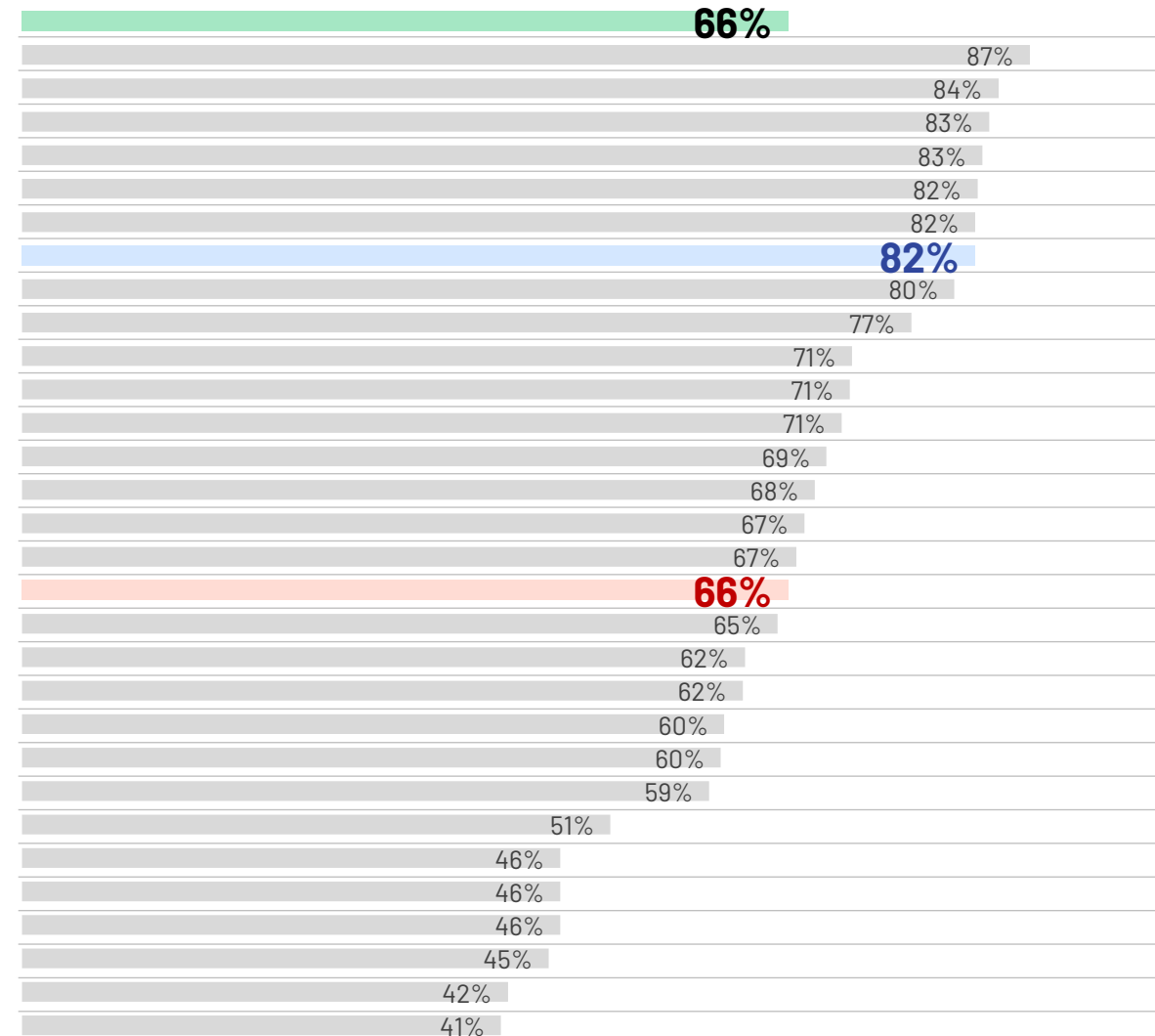
Base: 22,989 online adults under the age of 75 across 30 countries, interviewed 20 September - 4 October, 2024.

## Country

### 30-country average

Türkiye
France
Germany
Netherlands
Thailand
Great Britain
<b>United States</b>
Belgium
Sweden
India
Australia
Singapore
Colombia
Indonesia
South Africa
Spain
<b>Canada</b>
Japan
New Zealand
Peru
Malaysia
Ireland
Italy
Poland
Chile
Mexico
South Korea
Argentina
Brazil
Hungary

## % A very/somewhat a real threat



## Change 2023

3 pp
4 pp
4 pp
12 pp
14 pp
3 pp
3 pp
1 pp
10 pp
-6 pp
8 pp
10 pp
2 pp
-6 pp
-2 pp
1 pp
0 pp
7 pp
1 pp
-1 pp
-3 pp
10 pp
5 pp
6 pp
2 pp
-5 pp
1 pp
-9 pp
5 pp
-3 pp
3 pp



# A major health epidemic breaking out

Q: How real do you feel the threat is of a major health epidemic breaking out in [country] in the next twelve months?

Base: 22,989 online adults under the age of 75 across 30 countries, interviewed 20 September - 4 October, 2024.

## Country

### 30-country average

Thailand

Peru

Türkiye

South Africa

**United States**

India

Malaysia

Indonesia

Singapore

New Zealand

Mexico

Great Britain

Japan

Brazil

**Canada**

Colombia

Argentina

Australia

Ireland

Chile

France

Netherlands

Belgium

South Korea

Poland

Spain

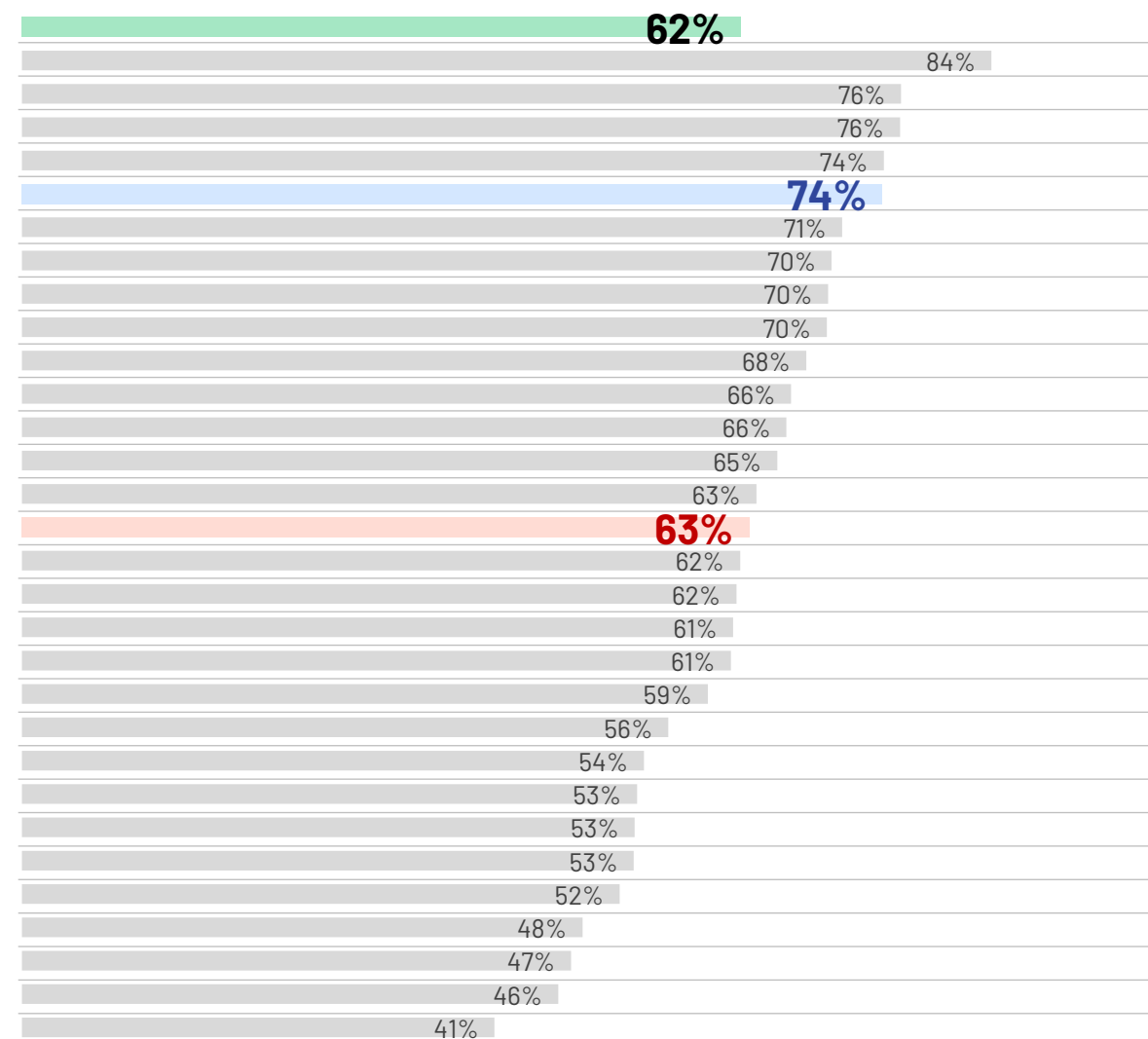
Hungary

Germany

Italy

Sweden

## % A very/somewhat a real threat



## Change 2023

-1 pp  
0 pp  
1 pp  
-1 pp  
-1 pp  
0 pp  
8 pp  
0 pp  
5 pp  
-3 pp  
0 pp  
2 pp  
-3 pp  
0 pp  
-1 pp  
-2 pp  
-1 pp  
4 pp  
-2 pp  
-2 pp  
-2 pp  
0 pp  
0 pp  
4 pp  
1 pp  
-4 pp  
-11 pp  
-1 pp  
1 pp  
-6 pp  
1 pp



# The personal safety and security for you and your family members being violated

Q: How real do you feel the threat is of the personal safety and security for you or your family members being violated in the next twelve months?

Base: 22,989 online adults under the age of 75 across 30 countries, interviewed 20 September - 4 October, 2024.

## Country

### 30-country average

Türkiye

Thailand

South Africa

Peru

India

Chile

Mexico

### United States

Singapore

Colombia

Argentina

Indonesia

Japan

Malaysia

Australia

Netherlands

Brazil

Belgium

Germany

France

Spain

Ireland

### Canada

South Korea

New Zealand

Great Britain

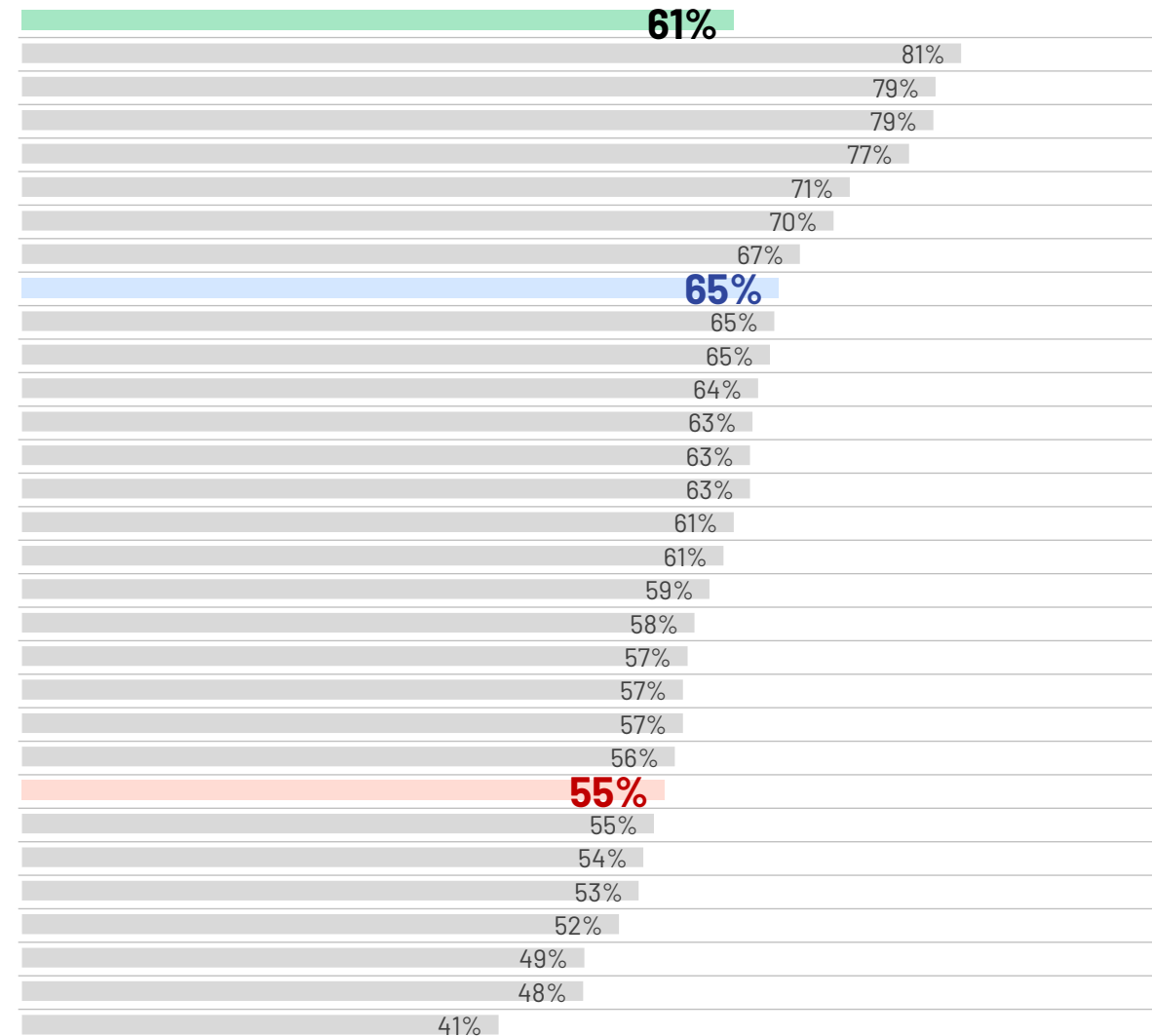
Italy

Sweden

Poland

Hungary

## % A very/somewhat a real threat



## Change 2023

-2 pp

4 pp

0 pp

-2 pp

4 pp

10 pp

-3 pp

-1 pp

-2 pp

3 pp

-7 pp

-2 pp

-3 pp

2 pp

2 pp

-1 pp

2 pp

-7 pp

-2 pp

3 pp

1 pp

0 pp

-7 pp

-2 pp

0 pp

-6 pp

-3 pp

-1 pp

0 pp

-7 pp

-10 pp



# An AI-based defense system becoming a threat to humanity by breaking free of human control

Q: How real do you feel the threat is of an AI-based defense system becoming a threat to humanity by breaking free of human control?

Base: 22,989 online adults under the age of 75 across 30 countries, interviewed 20 September – 4 October, 2024.

## Country

### 30-country average

Indonesia

Türkiye

Colombia

India

Thailand

South Africa

Singapore

Malaysia

Chile

Peru

Belgium

### United States

Mexico

France

Australia

Ireland

Japan

Poland

Brazil

### Canada

Netherlands

Great Britain

Spain

South Korea

Argentina

New Zealand

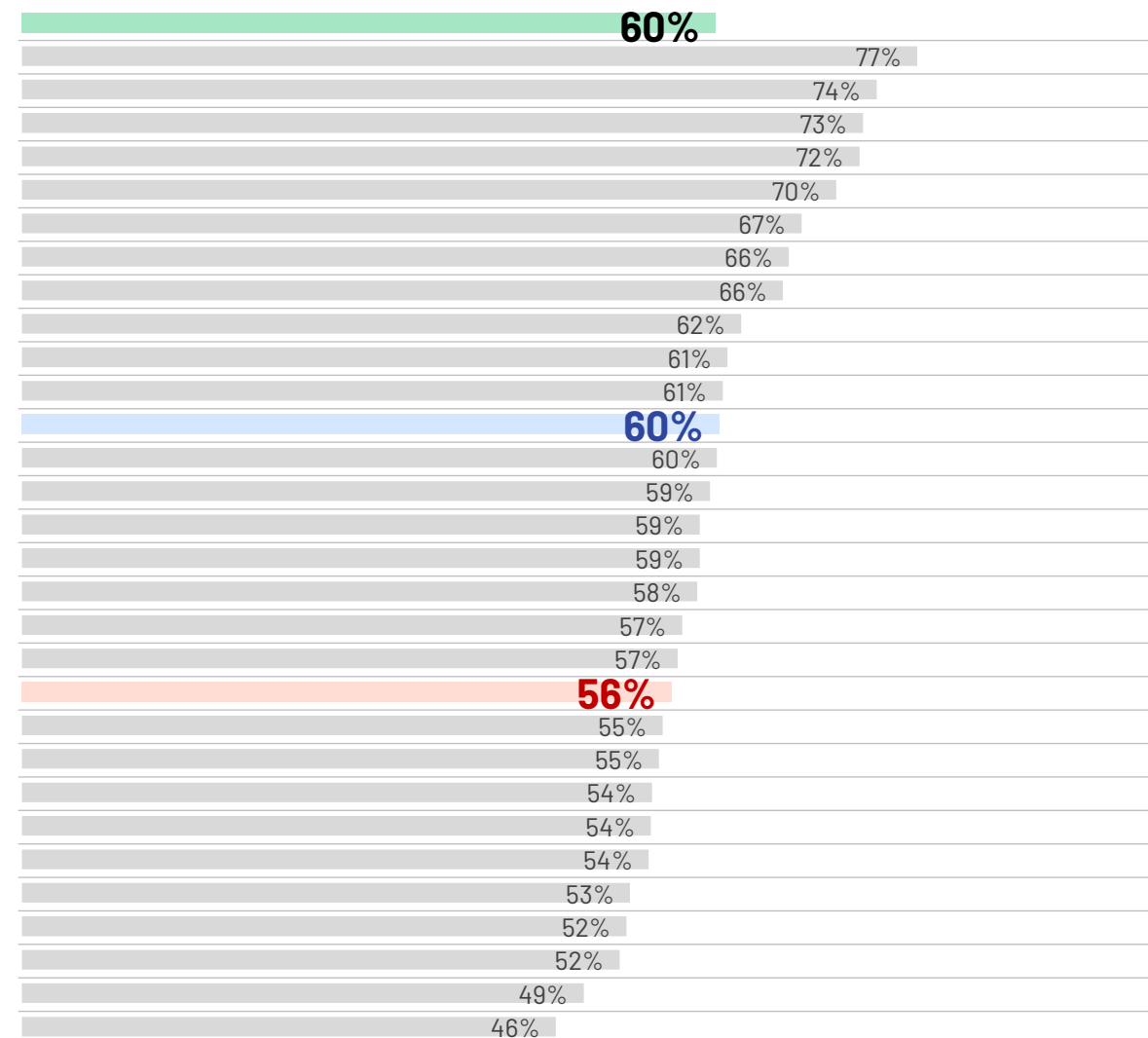
Italy

Hungary

Germany

Sweden

## % A very/somewhat a real threat



## Change 2023

0 pp

1 pp

4 pp

3 pp

9 pp

-3 pp

0 pp

3 pp

2 pp

1 pp

-6 pp

5 pp

-4 pp

2 pp

2 pp

1 pp

0 pp

1 pp

3 pp

-1 pp

-3 pp

1 pp

-6 pp

-5 pp

2 pp

0 pp

-1 pp

5 pp

-3 pp

-1 pp

1 pp

# A violent conflict breaking out between ethnic or minority groups

Q: How real do you feel the threat is of a violent conflict breaking out between ethnic or minority groups in [country] in the next twelve months?

Base: 22,989 online adults under the age of 75 across 30 countries, interviewed 20 September - 4 October, 2024.

## Country

### 30-country average

Türkiye

Thailand

South Africa

India

Ireland

Indonesia

Great Britain

**United States**

Australia

France

Germany

Singapore

Colombia

Malaysia

Mexico

Spain

Netherlands

Peru

Chile

**Canada**

Sweden

New Zealand

South Korea

Brazil

Japan

Belgium

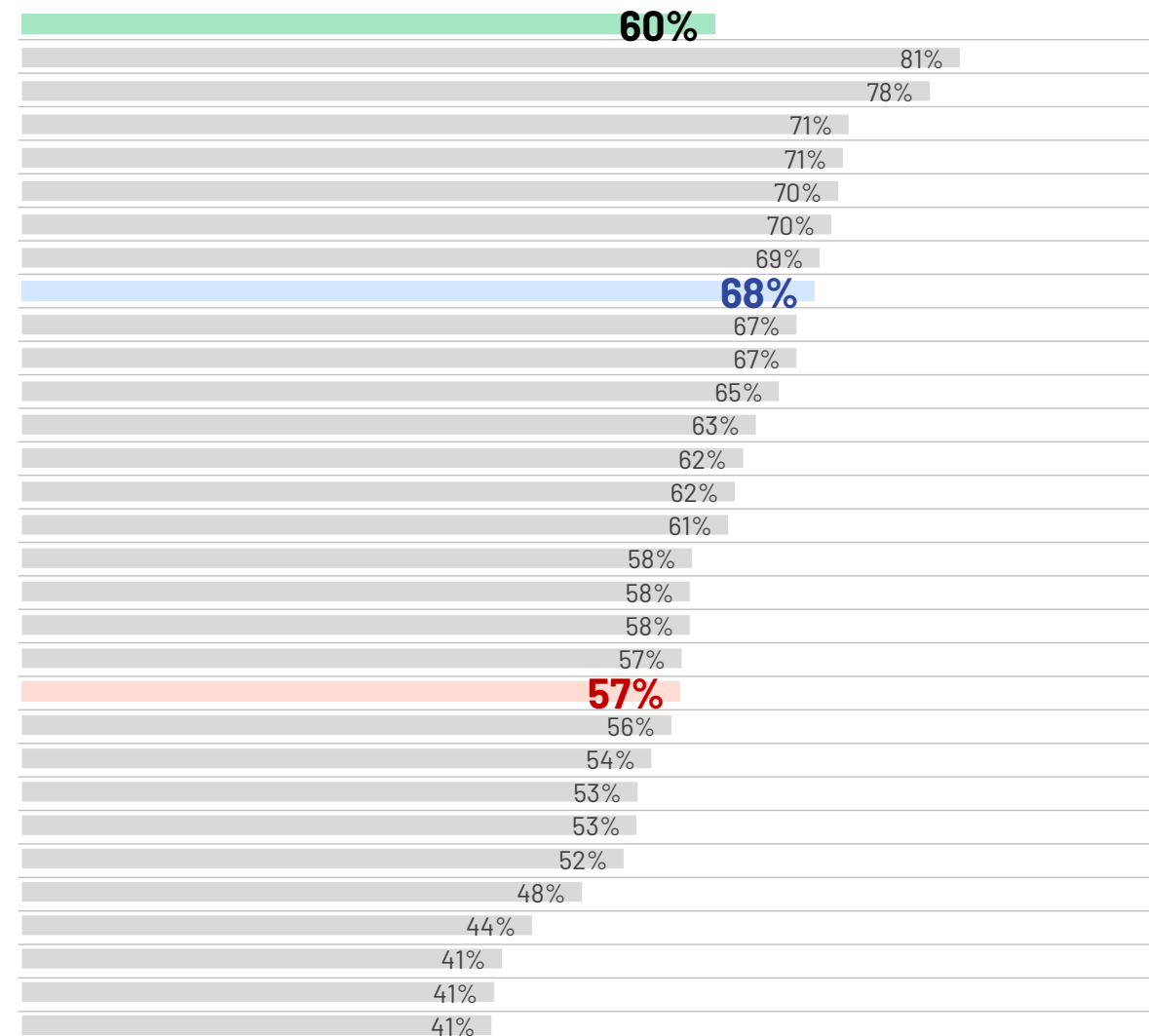
Italy

Hungary

Poland

Argentina

## % A very/somewhat a real threat



## Change 2023

0 pp

4 pp

6 pp

-6 pp

10 pp

7 pp

-2 pp

9 pp

-5 pp

9 pp

3 pp

3 pp

3 pp

-4 pp

4 pp

3 pp

-2 pp

3 pp

-4 pp

-6 pp

-1 pp

-11 pp

0 pp

-4 pp

-8 pp

5 pp

-7 pp

-1 pp

-7 pp

-4 pp

-3 pp



# Country being involved in an armed conflict with another nation

Q: How real do you feel the threat is of [country] being involved in an armed conflict with another nation in the next twelve months?

Base: 22,989 online adults under the age of 75 across 30 countries, interviewed 20 September - 4 October, 2024.

## Country

### 30-country average

Thailand

Türkiye

### United States

India

Japan

Great Britain

Singapore

France

Australia

South Africa

Indonesia

Poland

Germany

Malaysia

### Canada

South Korea

Spain

Colombia

Italy

Belgium

Netherlands

Brazil

Peru

Ireland

Mexico

Sweden

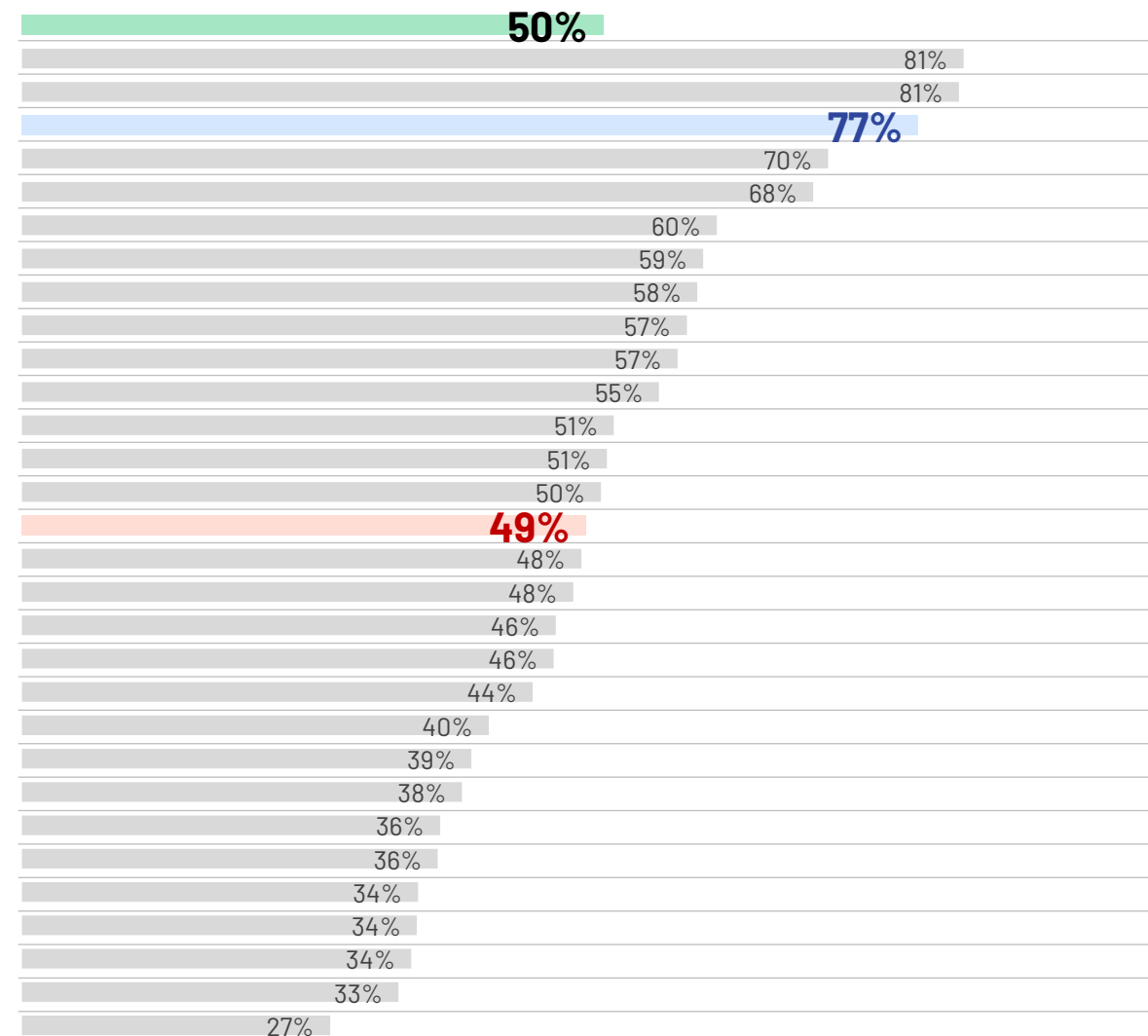
Argentina

New Zealand

Chile

Hungary

## % A very/somewhat a real threat



## Change 2023

1 pp

2 pp

7 pp

0 pp

9 pp

-2 pp

4 pp

7 pp

3 pp

2 pp

-3 pp

4 pp

-6 pp

-1 pp

9 pp

0 pp

-6 pp

1 pp

-1 pp

4 pp

1 pp

2 pp

-4 pp

1 pp

1 pp

2 pp

0 pp

0 pp

0 pp

1 pp

-8 pp





# Confidence in Response to Threats

Citizens of 30 Countries Assess  
Threats and Engagement in  
International Affairs



# Confidence in Government Response: Major Natural Disaster

Q: If a major natural disaster occurs in [country] in the next twelve months, how confident are you that the appropriate levels of security and protection could be provided by your government or its agencies could respond effectively?

Base: 22,989 online adults under the age of 75 across 30 countries, interviewed 20 September – 4 October, 2024.

## Country

### 30-country average

Indonesia

India

Netherlands

Australia

Malaysia

Sweden

### United States

New Zealand

Chile

Mexico

Singapore

Japan

Poland

South Korea

### Canada

Thailand

South Africa

Germany

Spain

Ireland

Belgium

Great Britain

Colombia

Türkiye

Brazil

Argentina

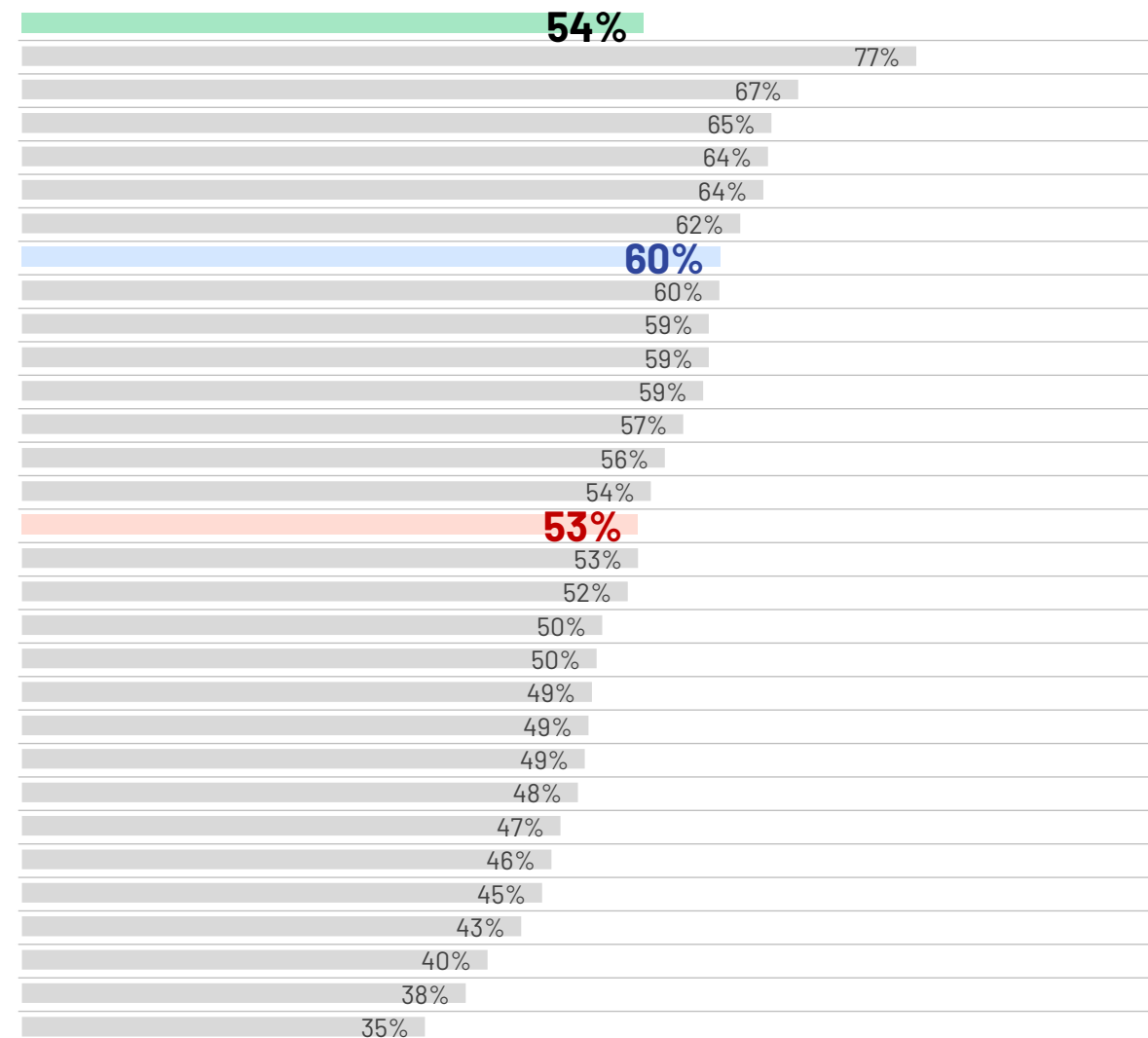
France

Hungary

Peru

Italy

## % Very/somewhat confident



## Change 2023

1 pp  
-1 pp  
-3 pp  
-1 pp  
-1 pp  
6 pp  
2 pp  
2 pp  
-3 pp  
1 pp  
2 pp  
-1 pp  
-12 pp  
15 pp  
-2 pp  
-5 pp  
-2 pp  
3 pp  
6 pp  
-4 pp  
8 pp  
6 pp  
-2 pp  
5 pp  
2 pp  
-3 pp  
3 pp  
-1 pp  
6 pp  
-3 pp  
-5 pp



# Confidence in Government Response: Major Health Epidemic

Q: If a major health epidemic breaks out in [country] in the next twelve months, how confident are you that the appropriate levels of security and protection could be provided by your government or its agencies could respond effectively?

Base: 22,989 online adults under the age of 75 across 30 countries, interviewed 20 September – 4 October, 2024.

## Country

### 30-country average

Singapore

Indonesia

India

Sweden

Malaysia

Australia

Netherlands

South Africa

New Zealand

Ireland

**Canada**

Belgium

**United States**

Chile

Thailand

Spain

Brazil

Germany

Colombia

Great Britain

Mexico

Türkiye

South Korea

Argentina

Japan

Poland

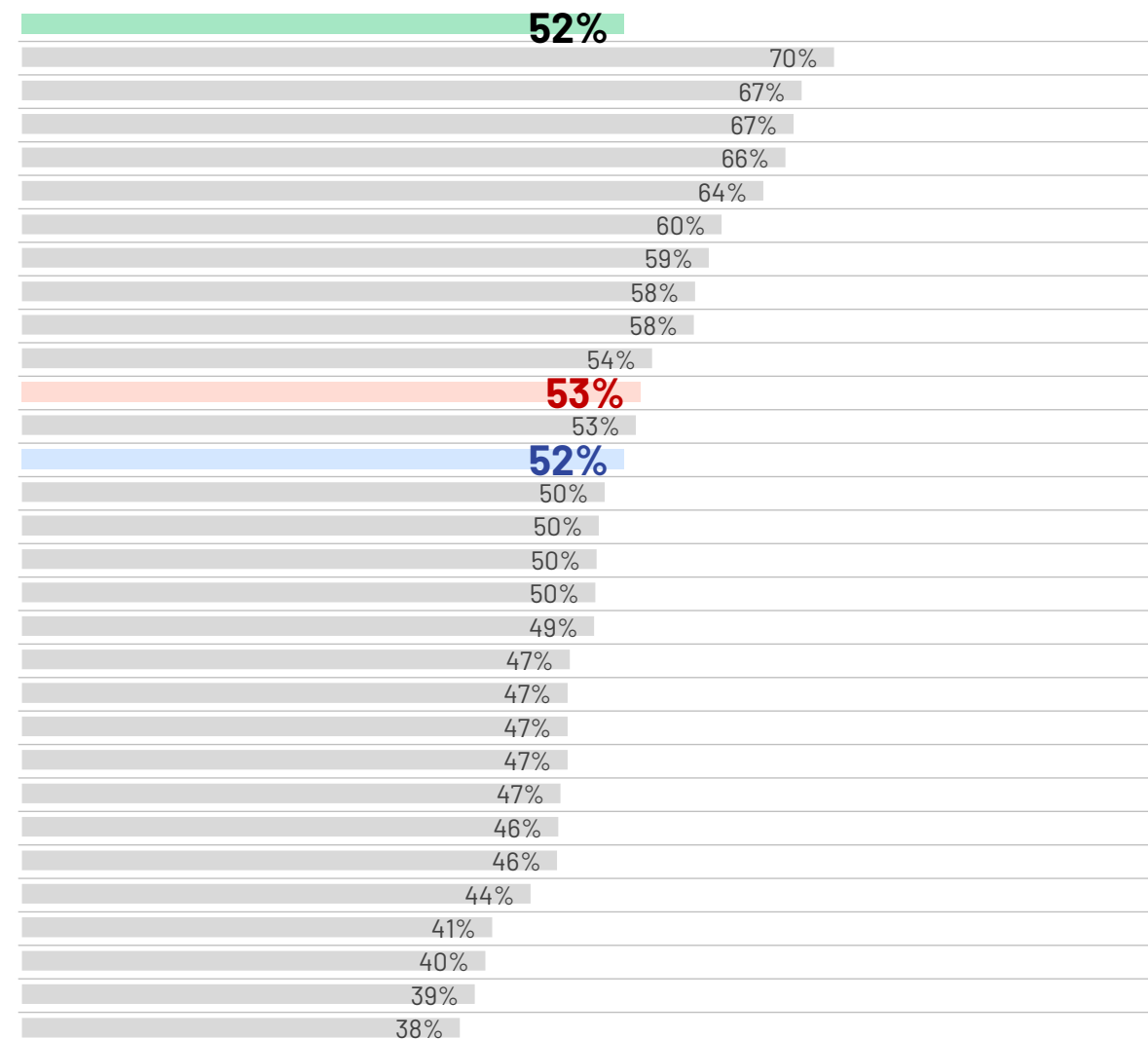
France

Italy

Peru

Hungary

## % Very/somewhat confident



## Change 2023

1 pp

-1 pp

2 pp

-1 pp

8 pp

2 pp

-1 pp

2 pp

8 pp

-5 pp

8 pp

-2 pp

4 pp

-3 pp

-6 pp

-4 pp

-1 pp

-2 pp

4 pp

5 pp

-3 pp

-3 pp

-2 pp

1 pp

2 pp

-5 pp

7 pp

0 pp

0 pp

0 pp

3 pp



# Confidence in Government Response: Disinformation

Q: If some person, organisation/organization, or country deliberately spreading disinformation to influence public opinion, how confident are you that the appropriate levels of security and protection could be provided by your government or its agencies could respond effectively?

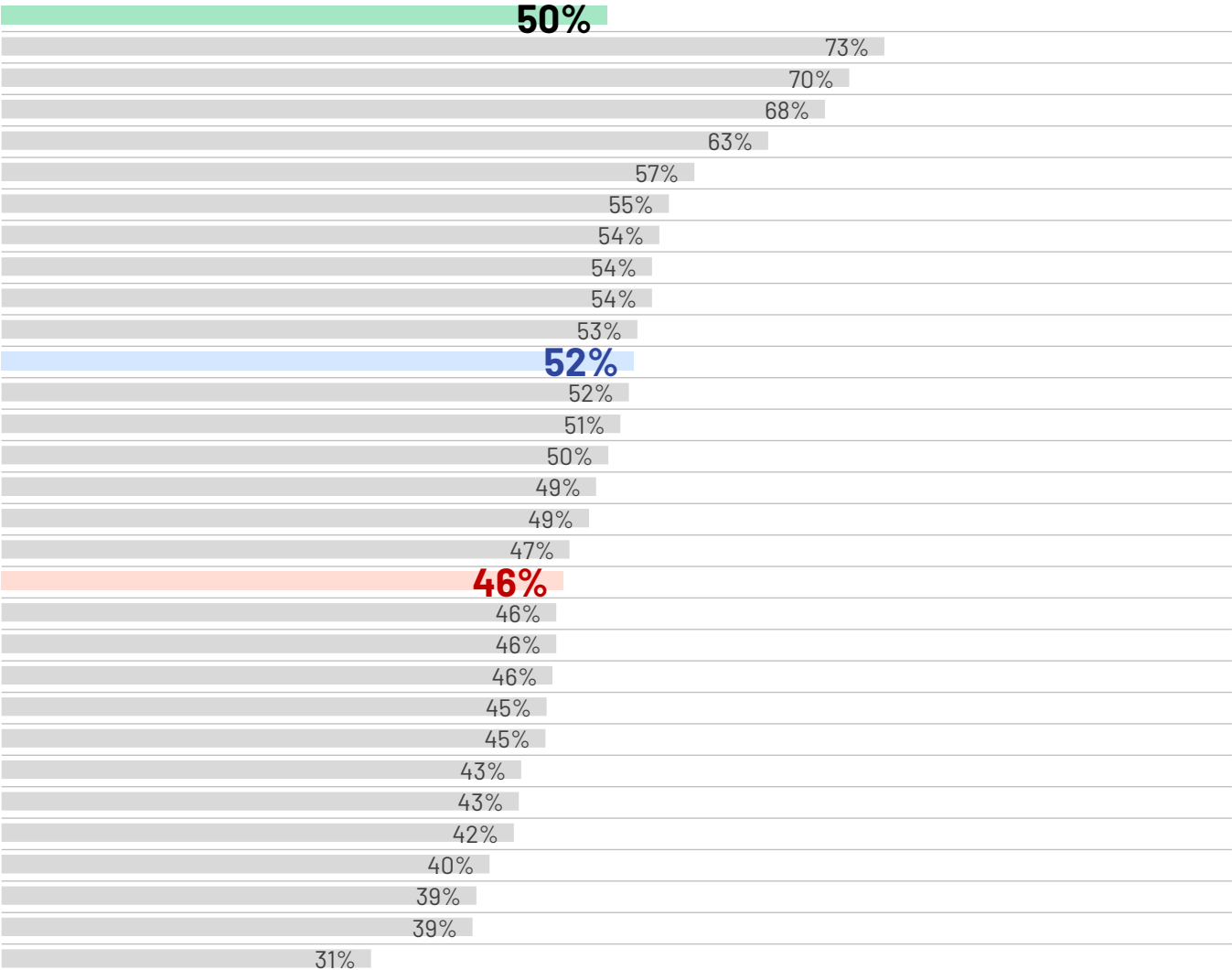
Base: 22,989 online adults under the age of 75 across 30 countries, interviewed 20 September - 4 October, 2024.

## Country

### 30-country average

Indonesia
Singapore
Malaysia
India
Poland
South Africa
Thailand
Australia
South Korea
Netherlands
<b>United States</b>
Sweden
Ireland
New Zealand
Germany
Brazil
Mexico
<b>Canada</b>
Belgium
Japan
Great Britain
Hungary
Argentina
Spain
Türkiye
Chile
Colombia
Italy
France
Peru

## % Very/somewhat confident



# Confidence in Government Response: Terrorist Attack

Q: If a terrorist attack occurs in [country] in the next twelve months, how confident are you that the appropriate levels of security and protection could be provided by your government or its agencies could respond effectively?

Base: 22,989 online adults under the age of 75 across 30 countries, interviewed 20 September – 4 October, 2024.

## Country

### 30-country average

Indonesia

India

Sweden

Netherlands

Singapore

Australia

### United States

New Zealand

Great Britain

Malaysia

Türkiye

Germany

Belgium

Thailand

Spain

### Canada

South Africa

Poland

South Korea

Ireland

France

Italy

Chile

Mexico

Japan

Brazil

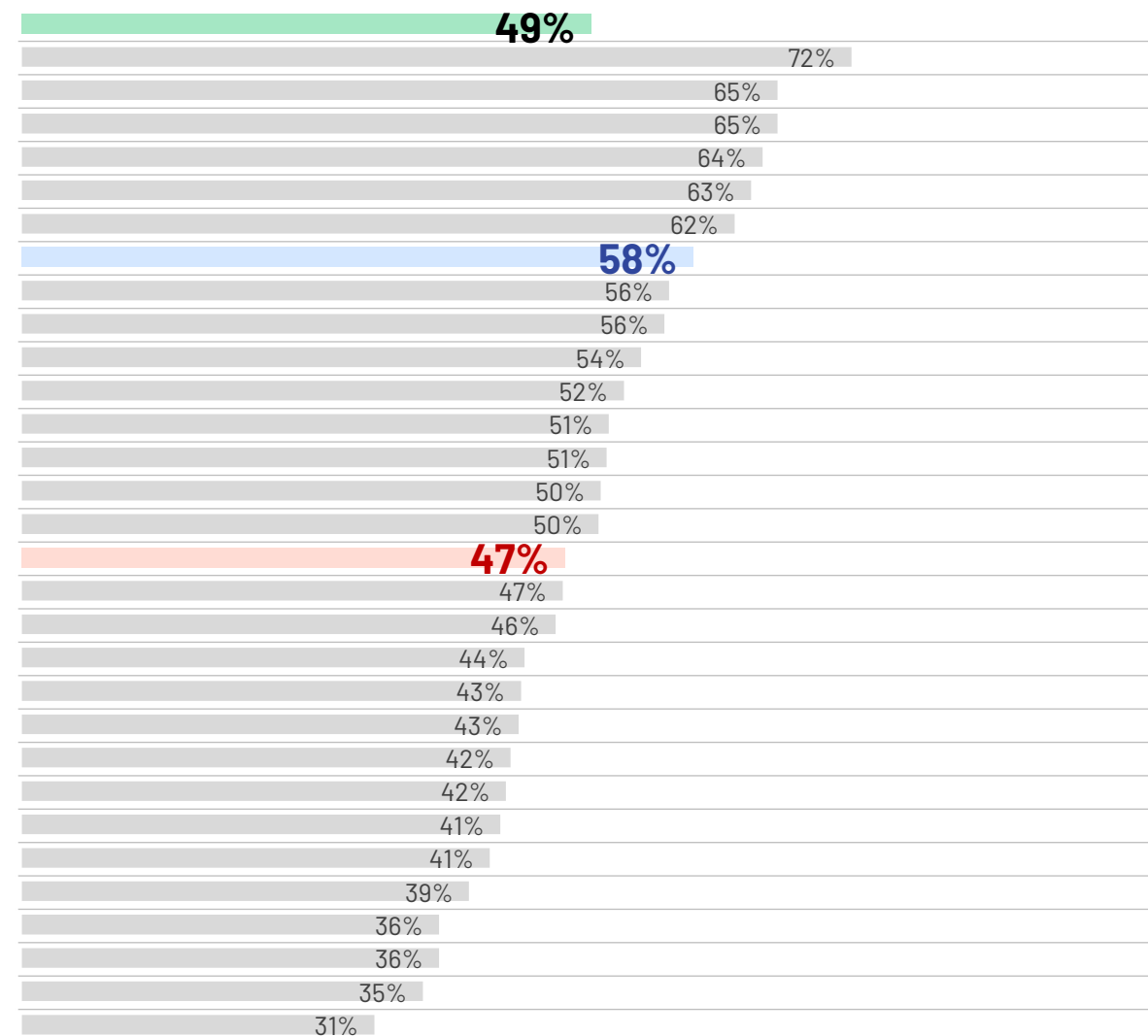
Argentina

Colombia

Hungary

Peru

## % Very/somewhat confident



## Change 2023

1 pp

4 pp

-2 pp

8 pp

2 pp

0 pp

4 pp

3 pp

-3 pp

-2 pp

8 pp

-3 pp

5 pp

4 pp

-2 pp

-1 pp

-3 pp

7 pp

13 pp

-4 pp

7 pp

0 pp

3 pp

4 pp

-4 pp

-4 pp

1 pp

8 pp

-4 pp

4 pp

-5 pp





# Confidence in Government Response: Personal Safety

Q: If the personal safety and security of you or your family is violated in the next twelve months, how confident are you that the appropriate levels of security and protection could be provided by your government or its agencies could respond effectively?

Base: 22,989 online adults under the age of 75 across 30 countries, interviewed 20 September – 4 October, 2024.

## Country

### 30-country average

Singapore

India

Indonesia

Malaysia

Australia

### United States

Ireland

Netherlands

New Zealand

Great Britain

Thailand

### Canada

Sweden

South Africa

Spain

Brazil

Germany

Belgium

Mexico

South Korea

Türkiye

Chile

Argentina

Poland

Colombia

Japan

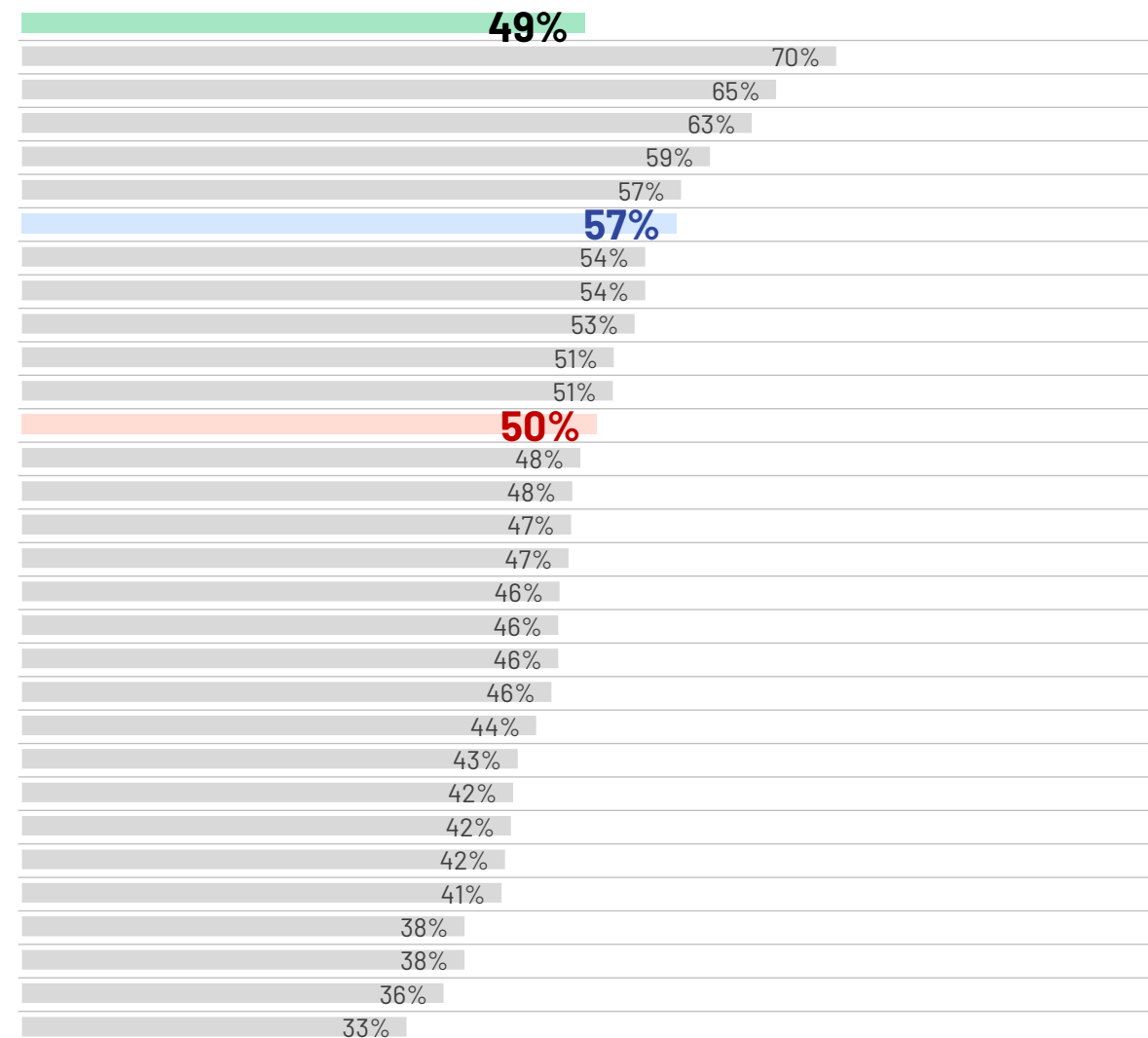
France

Italy

Peru

Hungary

## % Very/somewhat confident



## Change 2023

2 pp

2 pp

-3 pp

2 pp

6 pp

-2 pp

3 pp

7 pp

3 pp

-2 pp

1 pp

-9 pp

-2 pp

8 pp

4 pp

-1 pp

1 pp

3 pp

10 pp

-1 pp

-3 pp

-3 pp

-1 pp

5 pp

6 pp

1 pp

-4 pp

2 pp

-1 pp

3 pp

0 pp





# Confidence in Government Response: Violent Conflict

Q: If a violent conflict breaks out between ethnic or minority groups in [country] in the next twelve months, how confident are you that the appropriate levels of security and protection could be provided by your government or its agencies could respond effectively?

Base: 22,989 online adults under the age of 75 across 30 countries, interviewed 20 September – 4 October, 2024.

## Country

### 30-country average

Indonesia

India

Singapore

Australia

Malaysia

Thailand

Netherlands

New Zealand

South Africa

### United States

Ireland

Great Britain

### Canada

Sweden

Germany

Spain

Türkiye

South Korea

Poland

Mexico

Belgium

Brazil

Colombia

Italy

Chile

Argentina

Japan

Hungary

Peru

France

## % Very/somewhat confident

48%

69%

68%

66%

58%

58%

55%

55%

53%

51%

51%

50%

49%

49%

47%

47%

47%

47%

46%

46%

45%

45%

43%

43%

41%

41%

40%

38%

37%

34%

33%

## Change 2023

0 pp

0 pp

0 pp

-3 pp

-1 pp

6 pp

-5 pp

2 pp

-1 pp

6 pp

-2 pp

6 pp

-1 pp

-2 pp

6 pp

5 pp

-4 pp

1 pp

-3 pp

9 pp

4 pp

9 pp

-5 pp

3 pp

3 pp

-3 pp

5 pp

-1 pp

-2 pp

-4 pp

0 pp



# Confidence in Government Response: Hacking

Q: If some person, organization or country hacks into either your public, private or personal information system for fraudulent or espionage purposes in the next twelve months, how confident are you that the appropriate levels of security and protection could be provided by your government or its agencies could respond effectively?

Base: 22,989 online adults under the age of 75 across 30 countries, interviewed 20 September - 4 October, 2024.

## Country

### 30-country average

Indonesia

Singapore

India

Malaysia

Poland

South Korea

### United States

Netherlands

Sweden

Australia

South Africa

Ireland

Thailand

New Zealand

Great Britain

Brazil

Germany

Spain

### Canada

Türkiye

Mexico

Japan

Belgium

Colombia

Argentina

Chile

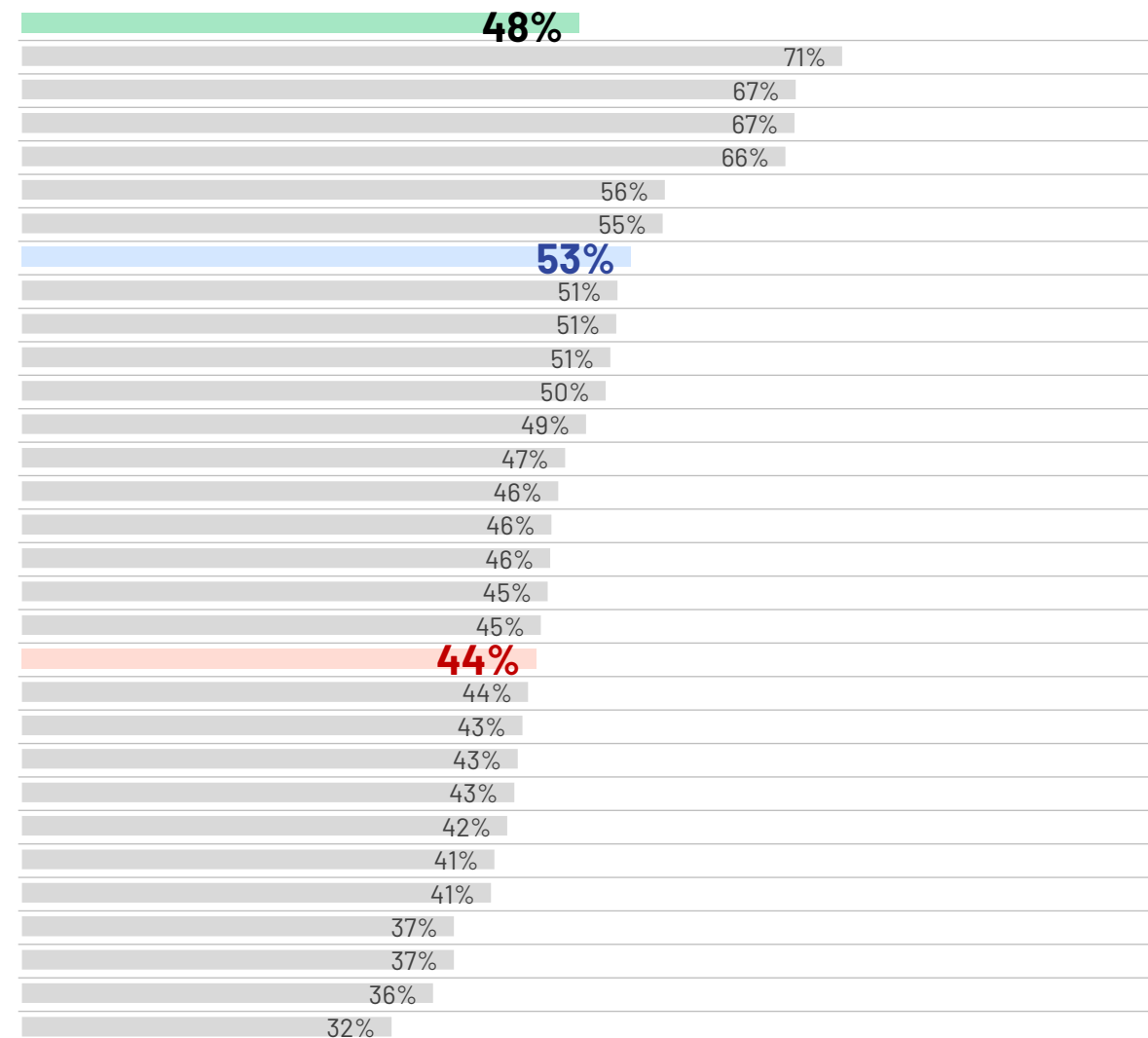
France

Italy

Hungary

Peru

## % Very/somewhat confident



## Change 2023

2 pp

5 pp

2 pp

0 pp

6 pp

17 pp

2 pp

-2 pp

6 pp

3 pp

0 pp

8 pp

11 pp

-7 pp

-3 pp

-1 pp

-3 pp

3 pp

-5 pp

-4 pp

1 pp

3 pp

-6 pp

5 pp

9 pp

7 pp

1 pp

2 pp

-2 pp

-2 pp

-2 pp



# Confidence in Government Response: Armed Conflict

Q: If your country is involved in an armed conflict with another nation in the next twelve months, how confident are you that the appropriate levels of security and protection could be provided by your government or its agencies could respond effectively?

Base: 22,989 online adults under the age of 75 across 30 countries, interviewed 20 September – 4 October, 2024.

## Country

### 30-country average

India

### United States

Singapore

Indonesia

Netherlands

Sweden

Türkiye

Australia

Great Britain

Poland

Malaysia

### Canada

South Africa

Chile

Japan

South Korea

Spain

Germany

New Zealand

Thailand

Mexico

Brazil

Ireland

Belgium

Italy

France

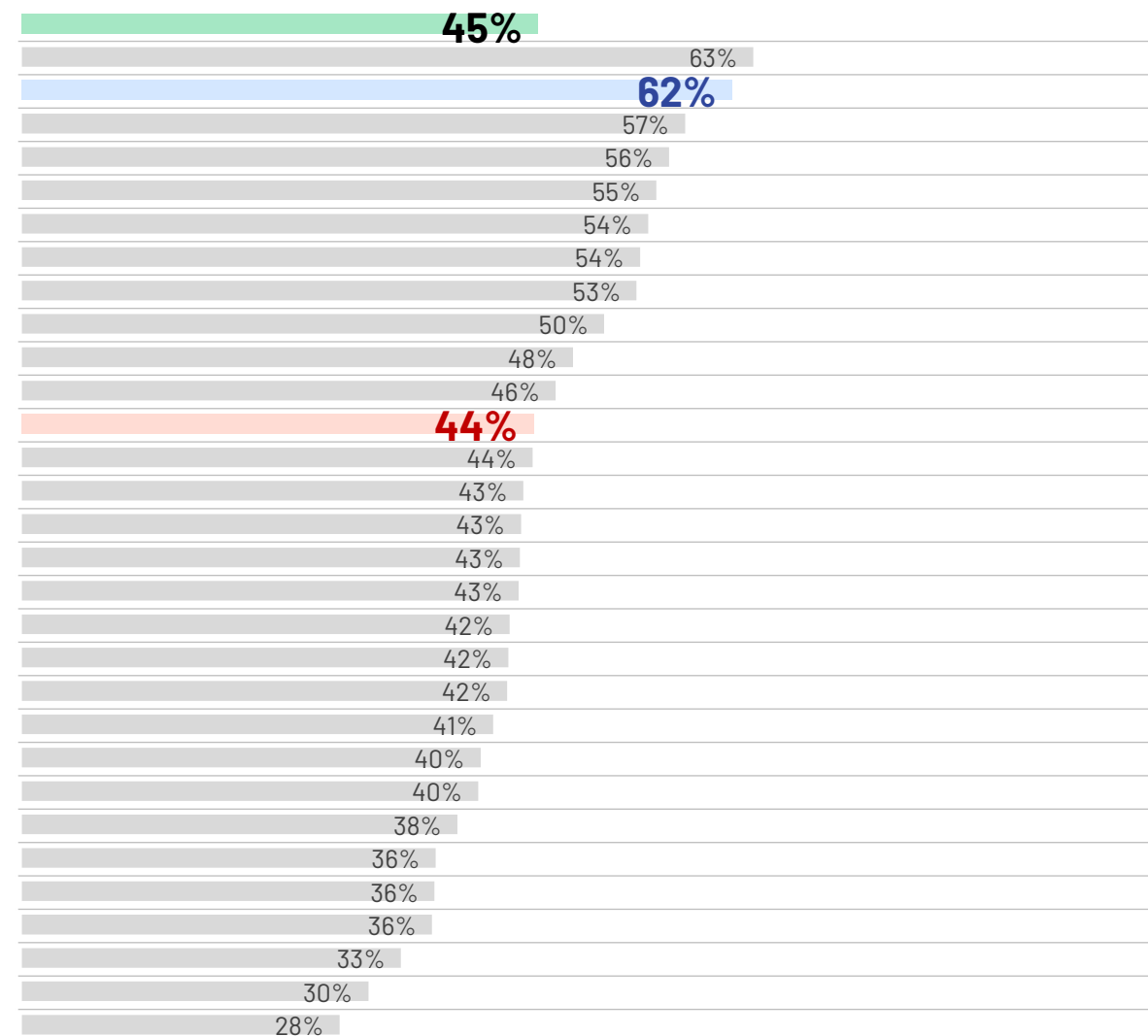
Colombia

Argentina

Peru

Hungary

## % Very/somewhat confident



## Change 2023

1 pp  
-5 pp  
1 pp  
-3 pp  
2 pp  
0 pp  
3 pp  
-2 pp  
-1 pp  
-4 pp  
10 pp  
8 pp  
-2 pp  
5 pp  
1 pp  
-6 pp  
-4 pp  
-4 pp  
4 pp  
-4 pp  
1 pp  
-1 pp  
2 pp  
8 pp  
-4 pp  
-3 pp  
-3 pp  
2 pp  
7 pp  
-1 pp  
-2 pp



# Confidence in Government Response: Nuclear, Biological or Chemical Attack

Q: If a nuclear, biological or chemical attack took place somewhere in the world in the next twelve months, how confident are you that the appropriate levels of security and protection could be provided by your government or its agencies could respond effectively?

Base: 22,989 online adults under the age of 75 across 30 countries, interviewed 20 September - 4 October, 2024.

## Country

### 30-country average

India

Indonesia

Malaysia

Singapore

Sweden

### United States

Australia

South Korea

South Africa

Netherlands

Türkiye

Japan

Brazil

Thailand

Spain

Germany

Great Britain

Ireland

Mexico

Poland

New Zealand

Chile

### Canada

Hungary

Argentina

Colombia

Belgium

Peru

France

Italy

## % Very/somewhat confident

44%

67%

64%

57%

57%

56%

51%

47%

46%

45%

43%

43%

43%

42%

42%

41%

41%

41%

41%

41%

40%

39%

39%

39%

38%

37%

37%

34%

34%

33%

30%

## Change 2023

0 pp

-3 pp

3 pp

8 pp

2 pp

4 pp

1 pp

-3 pp

0 pp

5 pp

-2 pp

0 pp

-11 pp

-2 pp

-6 pp

-2 pp

1 pp

-4 pp

7 pp

4 pp

5 pp

-5 pp

-3 pp

-1 pp

-3 pp

6 pp

2 pp

2 pp

0 pp

-2 pp

-5 pp



# Confidence in Government Response: Artificial Intelligence

Q: If an artificial intelligence-based defense system were to break free of human control, how confident are you that the appropriate levels of security and protection could be provided by your government or its agencies could respond effectively?

Base: 22,989 online adults under the age of 75 across 30 countries, interviewed 20 September - 4 October, 2024.

## Country

### 30-country average

Indonesia

India

Malaysia

Singapore

Thailand

### United States

South Africa

Sweden

Australia

Brazil

South Korea

Chile

Netherlands

Mexico

Poland

Germany

Spain

Türkiye

Great Britain

Colombia

Japan

Ireland

New Zealand

Hungary

### Canada

Argentina

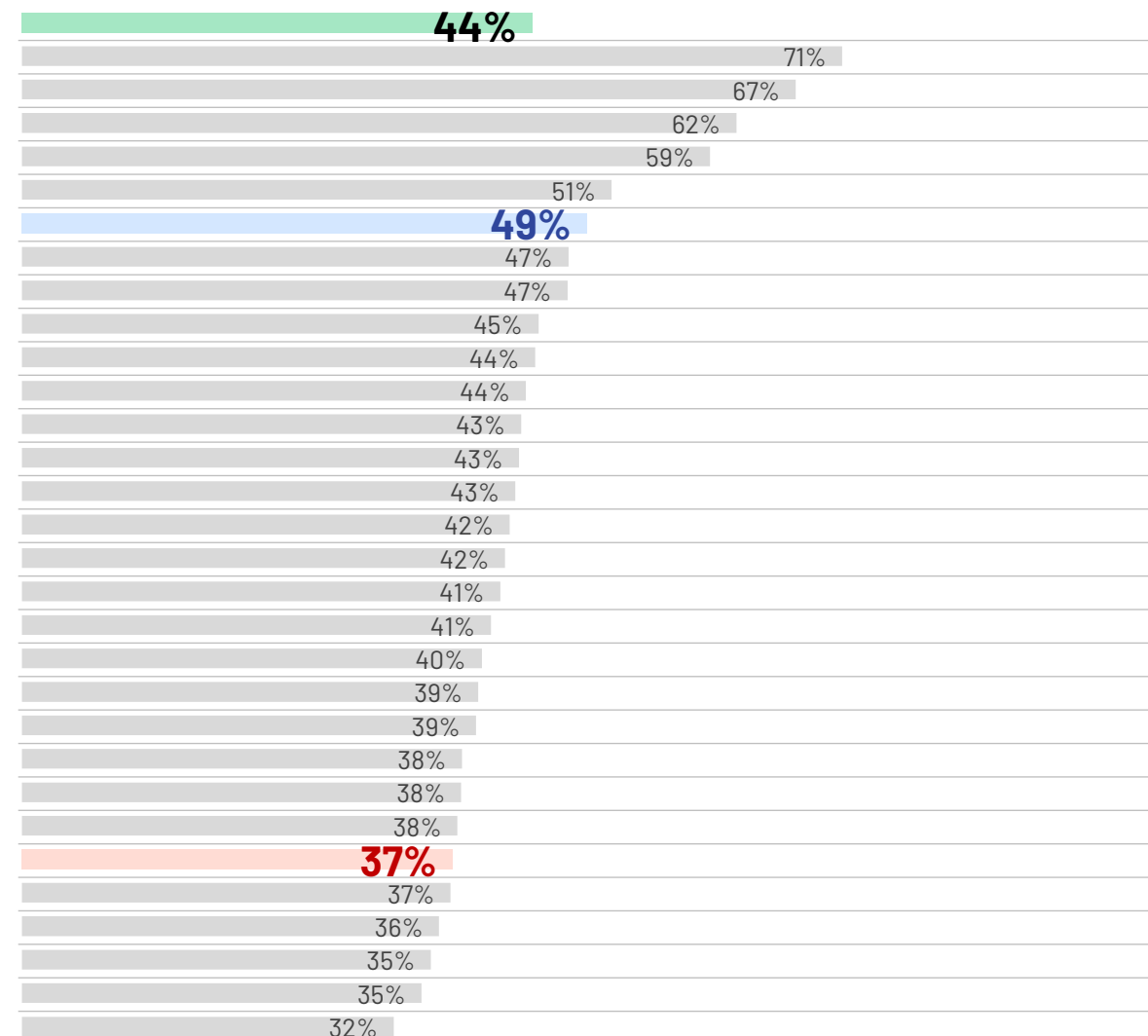
Belgium

Italy

France

Peru

## % Very/somewhat confident



## Change 2023

1 pp

6 pp

-3 pp

5 pp

-1 pp

-4 pp

3 pp

9 pp

7 pp

-5 pp

3 pp

-5 pp

7 pp

-1 pp

2 pp

3 pp

8 pp

-1 pp

-1 pp

-5 pp

2 pp

-5 pp

4 pp

-4 pp

1 pp

-7 pp

5 pp

3 pp

2 pp

4 pp

-3 pp



# Global Gap Between Priority Of Threat And Level Of Preparation

Citizens of 30 Countries Assess  
Threats and Engagement in  
International Affairs



# Global gap between priority of threat and level of preparation

Level of perceived preparation minus level of concern

Base: 22,989 online adults under the age of 75 across 30 countries, interviewed 20 September - 4 October, 2024.

## 30-country average

A nuclear, biological or chemical attack taking place somewhere in the world

Some person, organization or country hacking into either your public, private or personal information system for fraudulent or espionage purposes

Some person, organization, or country deliberately spreading disinformation to influence public opinion

A terrorist attack taking place in your country

A major natural disaster occurring in your country

An AI-based defense system becoming a threat to humanity by breaking free of human control


The personal safety and security for you or your family members being violated

A violent conflict breaking out between ethnic or minority groups in your country

A major health epidemic breaking out in your country

Your country being involved in an armed conflict with another nation

## Gap



# Global gap between priority of threat and level of preparation: Canada

Level of perceived  
preparation minus level of  
concern

Base: 22,989 online adults under the age of 75 across  
30 countries, interviewed 20 September – 4 October,  
2024.

## Canada

A nuclear, biological or chemical attack taking place  
somewhere in the world

Some person, organization or country hacking into  
either your public, private or personal information  
system for fraudulent or espionage purposes

Some person, organization, or country deliberately  
spreading disinformation to influence public opinion in

A terrorist attack taking place in your country

An AI-based defense system becoming a threat to  
humanity by breaking free of human control

A major natural disaster occurring in your country

A major health epidemic breaking out in your country

A violent conflict breaking out between ethnic or  
minority groups in your country

The personal safety and security for you or your family  
members being violated

Your country being involved in an armed conflict with  
another nation

## Gap



# Global gap between priority of threat and level of preparation: United States

Level of perceived preparation minus level of concern

Base: 22,989 online adults under the age of 75 across 30 countries, interviewed 20 September - 4 October, 2024.

## United States

Some person, organization or country hacking into either your public, private or personal information system for fraudulent or espionage purposes

Some person, organization, or country deliberately spreading disinformation to influence public opinion in

A nuclear, biological or chemical attack taking place somewhere in the world

A terrorist attack taking place in your country

A major natural disaster occurring in your country

A major health epidemic breaking out in your country

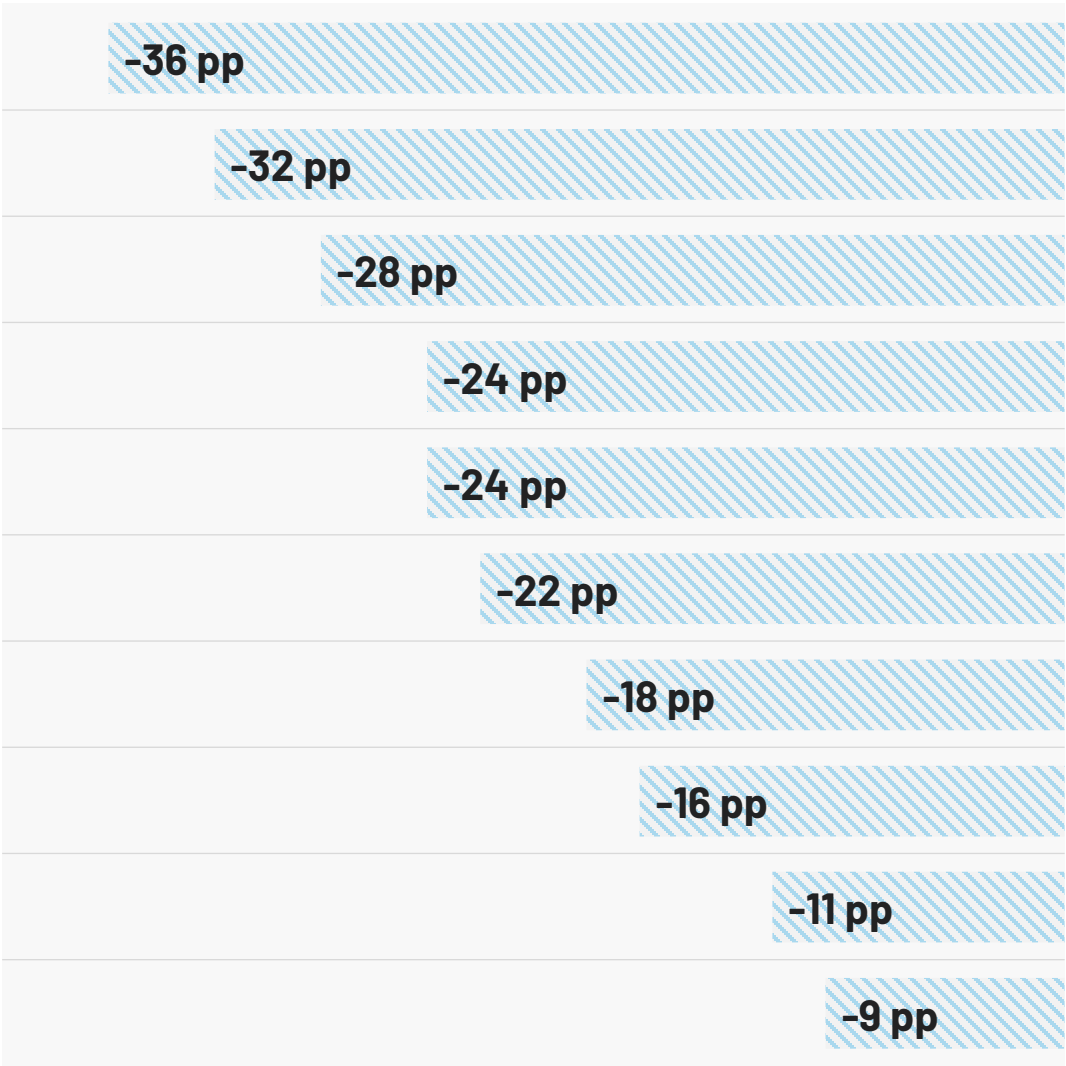
A violent conflict breaking out between ethnic or minority groups in your country

Your country being involved in an armed conflict with another nation

An AI-based defense system becoming a threat to humanity by breaking free of human control

The personal safety and security for you or your family members being violated

## Gap



# Willingness to Engage in World Affairs

Citizens of 30 Countries Assess  
Threats and Engagement in  
International Affairs

# Turning focus inward amid difficult economic times

Q: Given the difficult economic issues in [country] today, [country] needs to focus less on the world and more at home

Base: 22,989 online adults under the age of 75 across 30 countries, interviewed 20 September - 4 October, 2024.

## Country

### 30-country average

Indonesia

South Korea

South Africa

Malaysia

Thailand

Argentina

Colombia

New Zealand

**Canada**

Chile

Türkiye

**United States**

Poland

Ireland

Mexico

France

Great Britain

Peru

Australia

Singapore

Hungary

Brazil

Spain

Japan

Belgium

Germany

India

Sweden

Italy

Netherlands

## % Somewhat/strongly agree

**78%**

90%

87%

84%

83%

83%

82%

82%

81%

**81%**

81%

80%

**80%**

80%

79%

79%

79%

79%

79%

78%

77%

77%

77%

77%

76%

75%

73%

73%

71%

68%

63%

## Change 2023

-1 pp

0 pp

0 pp

-2 pp

**-6 pp**

1 pp

-2 pp

-1 pp

3 pp

-1 pp

0 pp

-1 pp

1 pp

3 pp

**-5 pp**

-3 pp

3 pp

3 pp

-2 pp

-2 pp

2 pp

2 pp

0 pp

3 pp

3 pp

1 pp

-1 pp

**-13 pp**

**-4 pp**

-3 pp

**-5 pp**



# Working with other countries

Q: [Country] should work with other countries towards global goals, even if [country] does not always get exactly what we want

Base: 22,989 online adults under the age of 75 across 30 countries, interviewed 20 September - 4 October, 2024.

## Country

### 30-country average

Singapore

Indonesia

Malaysia

Thailand

South Africa

Italy

Türkiye

Brazil

New Zealand

Spain

Great Britain

Australia

Sweden

### United States

India

Ireland

Poland

Mexico

Netherlands

Peru

South Korea

Colombia

Argentina

Hungary

Belgium

Germany

### Canada

France

Chile

Japan

## % Somewhat/strongly agree

75%

85%

85%

82%

81%

81%

80%

79%

79%

77%

77%

77%

76%

76%

75%

74%

74%

74%

73%

73%

73%

73%

72%

72%

72%

71%

71%

70%

69%

65%

64%

## Change 2023

-3 pp

-3 pp

-4 pp

0 pp

-4 pp

-3 pp

0 pp

-4 pp

-2 pp

-2 pp

-3 pp

-3 pp

-5 pp

-2 pp

1 pp

-12 pp

-3 pp

-5 pp

-3 pp

-1 pp

-5 pp

-1 pp

-7 pp

-7 pp

-2 pp

1 pp

-1 pp

-7 pp

-4 pp

-4 pp

2 pp



# Moral leader

Q: [Country] has a responsibility to be a moral leader in the world and set an example for other countries to follow

Base: 22,989 online adults under the age of 75 across 30 countries, interviewed 20 September - 4 October, 2024.

## Country

### 30-country average

Indonesia

Singapore

Malaysia

South Africa

Australia

Great Britain

South Korea

**United States**

Italy

New Zealand

**Canada**

India

Brazil

Ireland

Spain

Sweden

Thailand

Poland

France

Netherlands

Japan

Türkiye

Germany

Mexico

Peru

Colombia

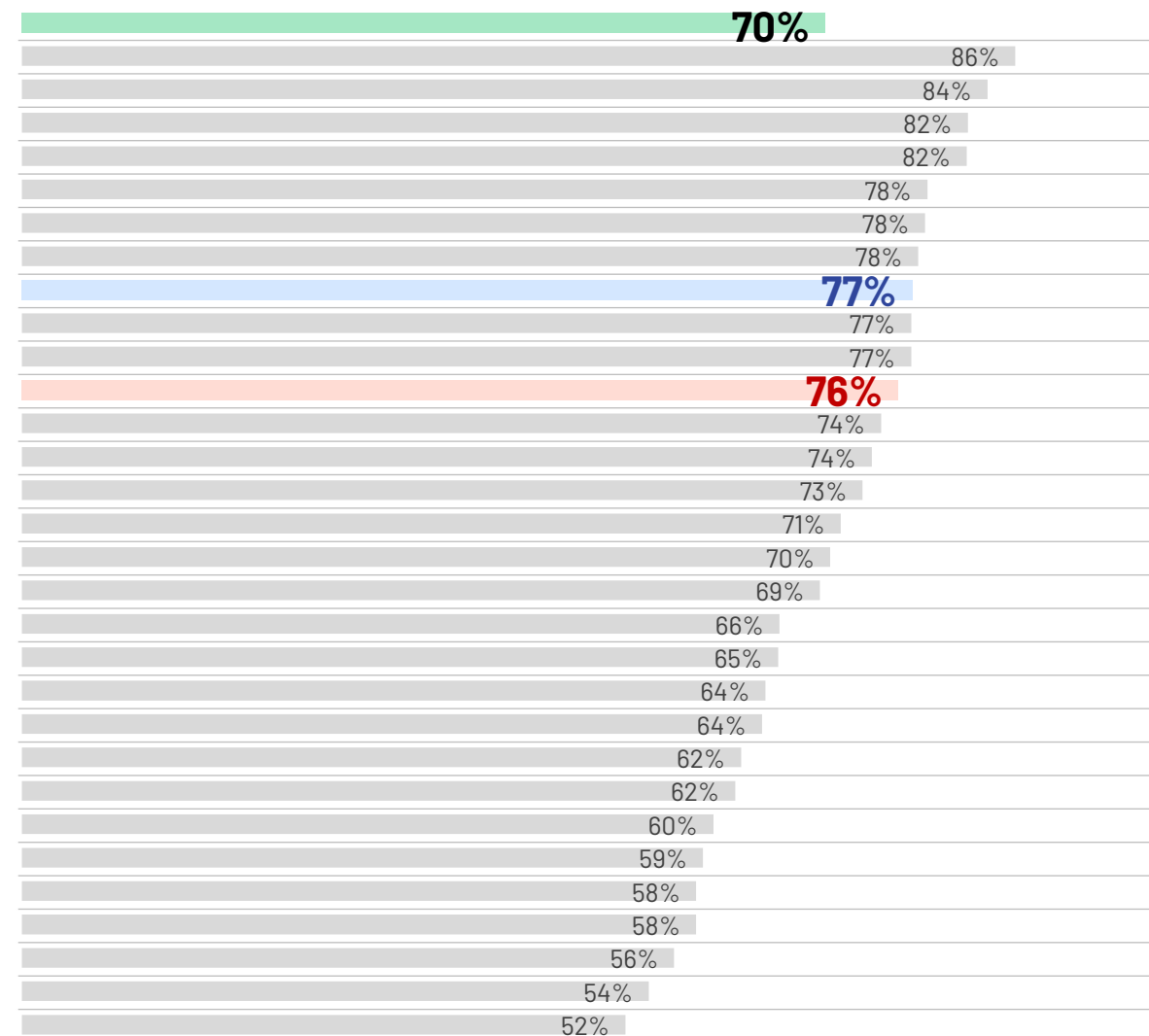
Hungary

Belgium

Chile

Argentina

## % Somewhat/strongly agree



## Change 2023

-2 pp

-4 pp

0 pp

0 pp

-3 pp

-5 pp

-5 pp

-2 pp

-3 pp

-1 pp

-2 pp

-3 pp

-14 pp

-5 pp

-4 pp

-1 pp

-4 pp

-5 pp

-1 pp

0 pp

9 pp

4 pp

-2 pp

2 pp

-6 pp

-4 pp

-6 pp

-8 pp

-3 pp

-3 pp

2 pp





# Good example of democracy

Q: [COUNTRY] is a good example of a democracy

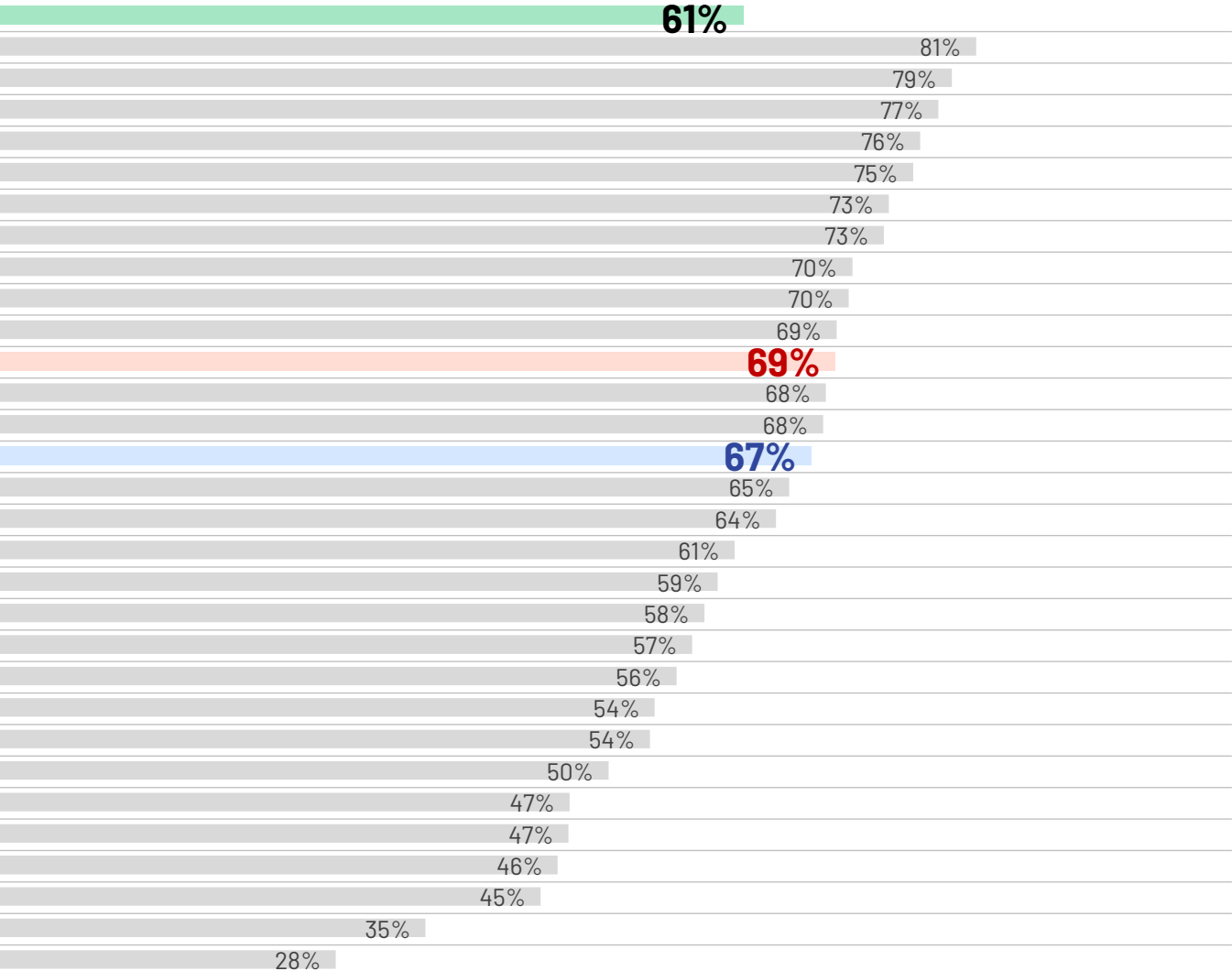
Base: 22,989 online adults under the age of 75 across 30 countries, interviewed 20 September - 4 October, 2024.

## Country

### 30-country average

- Malaysia
- Singapore
- Australia
- Sweden
- India
- New Zealand
- Netherlands
- Great Britain
- Ireland
- South Africa
- Canada
- Indonesia
- Chile
- United States
- South Korea
- Germany
- Thailand
- Belgium
- Italy
- Argentina
- Poland
- Brazil
- Spain
- Mexico
- France
- Türkiye
- Colombia
- Japan
- Peru
- Hungary

## % Somewhat/strongly agree



# Willingness to Engage in World Affairs (Global Average)

Q: To what extent do you agree or disagree with each of the following statements? (% somewhat/strongly agree)

Base: 22,989 online adults under the age of 75 across 30 countries, interviewed 20 September - 4 October, 2024.

## 30-country average

## % Somewhat/strongly agree

## Change 2023

Given the difficult economic issues in my country today, my country needs to focus less on the world, and more at home



-1 pp

My country should work with other countries towards global goals, even if my country does not always get exactly what we want



-3 pp

My country has a responsibility to be a moral leader in the world and set an example for other countries to follow



-2 pp

My country is a good example of democracy



0 pp

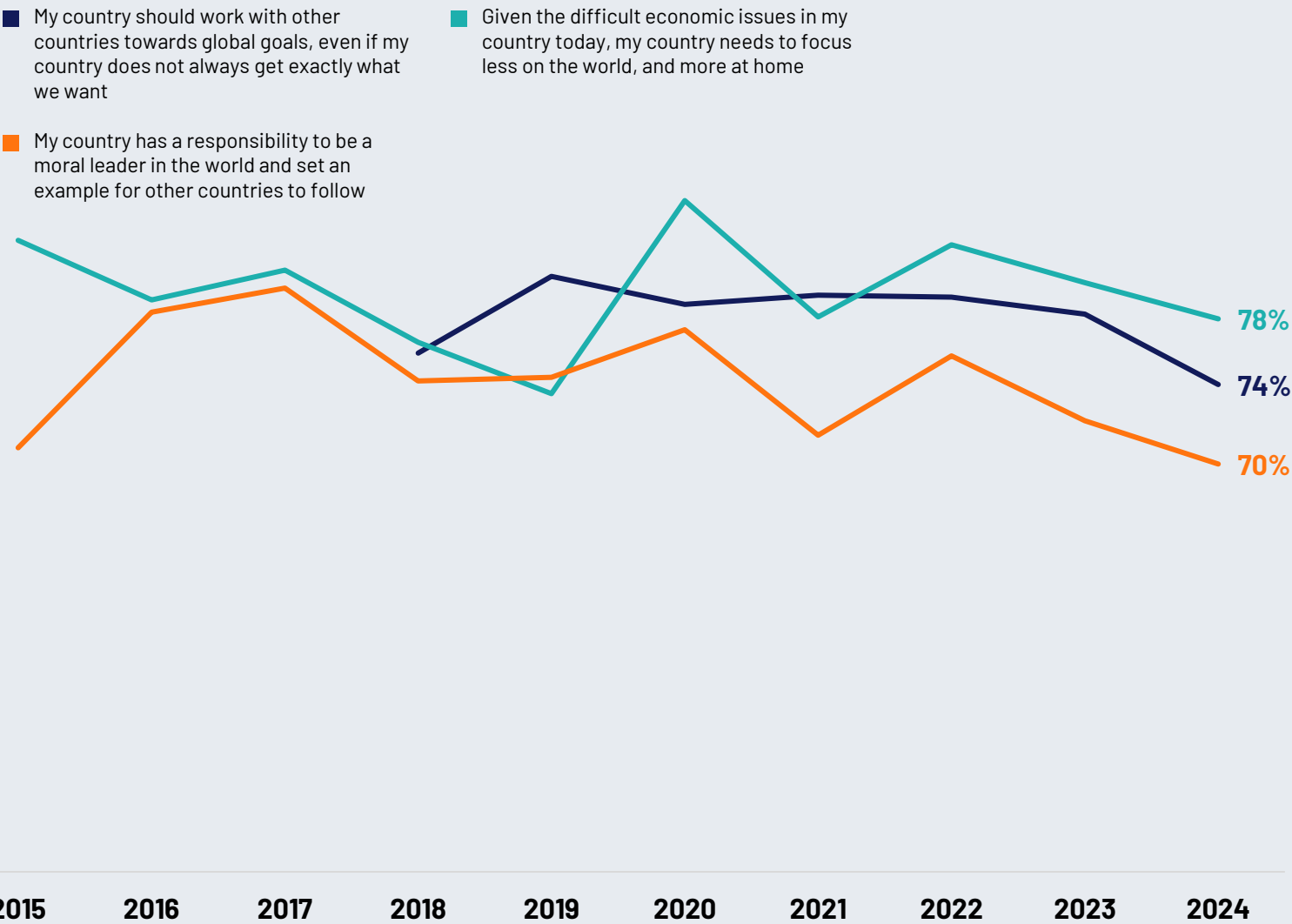


# Willingness to Engage in World Affairs Over Time\*

Q: To what extent do you agree or disagree with each of the following statements? (% somewhat/strongly agree)

\*Change for 20-country average is based on the countries which were in all editions of the Ipsos for the Halifax Security Forum report.

Base: 22,989 online adults under the age of 75 across 30 countries, interviewed 20 September – 4 October, 2024.



# World Affairs Influencers

Citizens of 30 Countries Assess  
Threats and Engagement in  
International Affairs

# World Influencers\*

Q: Thinking about the next decade, would you say the following countries or organizations will have an overall positive or a negative influence on world affairs? (% Strongly/somewhat positive)

\*Change for 20-country average is based on the countries which were in all editions of the Ipsos for the Halifax Security Forum report.

Base: 22,989 online adults under the age of 75 across 30 countries, interviewed 20 September – 4 October, 2024.

	Oct 2024	Oct 2023	Oct 2022	Oct 2021	Sept 2020	Sept 2019	Nov 2018	Oct 2017	Oct 2016	Oct 2015	CHANGE FROM								
											2023	2022	2021	2020	2019	2018	2017	2016	2015
Canada	78%	78%	81%	82%	82%	82%	79%	83%	83%	83%	n/c	-3 pp	-1 pp	n/c	n/c	3 pp	-4 pp	n/c	n/c
Germany	71%	72%	73%	77%	76%	73%	70%	75%	73%	75%	-1 pp	-1 pp	-4 pp	1 pp	3 pp	3 pp	-5 pp	2 pp	-2 pp
My country	70%	70%	68%	67%	66%	65%	65%	68%	66%	69%	n/c	2 pp	1 pp	1 pp	1 pp	n/c	-3 pp	2 pp	-3 pp
European Union	67%	69%	70%	72%	69%	68%	65%	71%	n/a	n/a	-2 pp	-1 pp	-2 pp	3 pp	1 pp	3 pp	-6 pp	n/a	n/a
Great Britain	66%	68%	68%	63%	65%	60%	61%	69%	66%	74%	-2 pp	n/c	5 pp	-2 pp	5 pp	-1 pp	-8 pp	3 pp	-8 pp
United Nations	66%	71%	71%	70%	69%	71%	67%	72%	73%	74%	-5 pp	n/c	1 pp	1 pp	-2 pp	4 pp	-5 pp	-1 pp	-1 pp
France	65%	68%	72%	72%	69%	69%	66%	74%	71%	73%	-3 pp	-4 pp	n/c	3 pp	n/c	3 pp	-8 pp	3 pp	-2 pp
NATO	61%	64%	65%	62%	61%	61%	59%	n/a	n/a	n/a	-3 pp	-1 pp	3 pp	1 pp	n/c	2 pp	n/a	n/a	n/a
United States	59%	61%	64%	63%	50%	52%	48%	55%	66%	68%	-2 pp	-3 pp	1 pp	13 pp	-2 pp	4 pp	-7 pp	-11 pp	-2 pp
The World Bank	58%	58%	59%	60%	59%	57%	54%	58%	55%	58%	n/c	-1 pp	-1 pp	1 pp	2 pp	3 pp	-4 pp	3 pp	-3 pp
The International Monetary Fund (or IMF)	56%	57%	58%	58%	57%	55%	53%	57%	53%	56%	-1 pp	-1 pp	n/c	1 pp	2 pp	2 pp	-4 pp	4 pp	-3 pp
India	46%	49%	49%	48%	49%	50%	48%	58%	53%	55%	-3 pp	n/c	1 pp	-1 pp	-1 pp	2 pp	-10 pp	5 pp	-2 pp
China	39%	36%	34%	36%	36%	46%	47%	54%	51%	51%	3 pp	2 pp	-2 pp	n/c	-10 pp	-1 pp	-7 pp	3 pp	n/c
Saudi Arabia	37%	38%	36%	34%	36%	33%	27%	n/a	n/a	n/a	-1 pp	2 pp	2 pp	-2 pp	3 pp	6 pp	n/a	n/a	n/a
Israel	27%	40%	41%	40%	37%	34%	31%	41%	34%	30%	-13 pp	-1 pp	1 pp	3 pp	3 pp	3 pp	-10 pp	7 pp	4 pp
Russia	27%	25%	23%	38%	39%	39%	36%	45%	41%	38%	2 pp	2 pp	-15 pp	-1 pp	n/c	3 pp	-9 pp	4 pp	3 pp
Pakistan	24%	27%	n/a	n/a	n/a	n/a	n/a	n/a	n/a	n/a	-3 pp	n/a	n/a	n/a	n/a	n/a	n/a	n/a	n/a
Iran	20%	24%	23%	20%	23%	22%	21%	27%	23%	23%	-4 pp	1 pp	3 pp	-3 pp	1 pp	1 pp	-6 pp	4 pp	n/c



Q: Thinking about the next decade, would you say Canada will have an overall positive or a negative influence on world affairs?

© Ipsos World Affairs





# World Influencers: My Country

Q: Thinking about the next decade, would you say your country will have an overall positive or a negative influence on world affairs?

Base: 22,989 online adults under the age of 75 across 30 countries, interviewed 20 September – 4 October, 2024.

## Country

### 30-country average

Singapore

Indonesia

New Zealand

Malaysia

Ireland

Poland

Australia

South Africa

Thailand

Netherlands

Sweden

Argentina

Chile

South Korea

Colombia

Mexico

Brazil

Spain

Belgium

Peru

Japan

Italy

Türkiye

Hungary

## % Somewhat/strongly positive

74%

90%

87%

86%

84%

83%

83%

82%

81%

78%

77%

75%

74%

74%

74%

73%

71%

71%

70%

67%

66%

65%

64%

64%

43%

## Change 2023

-1 pp

-3 pp

-6 pp

-2 pp

0 pp

-2 pp

13 pp

-5 pp

7 pp

-8 pp

-4 pp

0 pp

8 pp

1 pp

-4 pp

4 pp

-13 pp

-5 pp

-3 pp

0 pp

-6 pp

0 pp

-2 pp

1 pp

-1 pp





# World Influencers: Germany

Q: Thinking about the next decade, would you say Germany will have an overall positive or a negative influence on world affairs?

Base: 22,989 online adults under the age of 75 across 30 countries, interviewed 20 September – 4 October, 2024.

## Country

### 30-country average

Netherlands

Peru

South Africa

Indonesia

Mexico

Colombia

Thailand

Singapore

New Zealand

South Korea

Great Britain

Sweden

Spain

Chile

Belgium

Ireland

### United States

Argentina

Australia

Brazil

France

**Canada**

Malaysia

Türkiye

Italy

Germany

Japan

India

Hungary

Poland

## % Somewhat/strongly positive

**73%**

86%

84%

82%

82%

81%

80%

79%

79%

77%

77%

76%

75%

74%

74%

74%

74%

**73%**

72%

71%

70%

70%

**70%**

68%

67%

67%

67%

66%

64%

63%

56%

## Change 2023

-2 pp

2 pp

-1 pp

2 pp

1 pp

1 pp

-1 pp

-3 pp

2 pp

1 pp

**-6 pp**

2 pp

-3 pp

-2 pp

**-8 pp**

2 pp

**-5 pp**

4 pp

**-5 pp**

**-7 pp**

-3 pp

0 pp

-1 pp

**-5 pp**

**-6 pp**

4 pp

0 pp

**-4 pp**

-2 pp

-1 pp

-3 pp



# World Influencers: European Union

Q: Thinking about the next decade, would you say European Union will have an overall positive or a negative influence on world affairs?

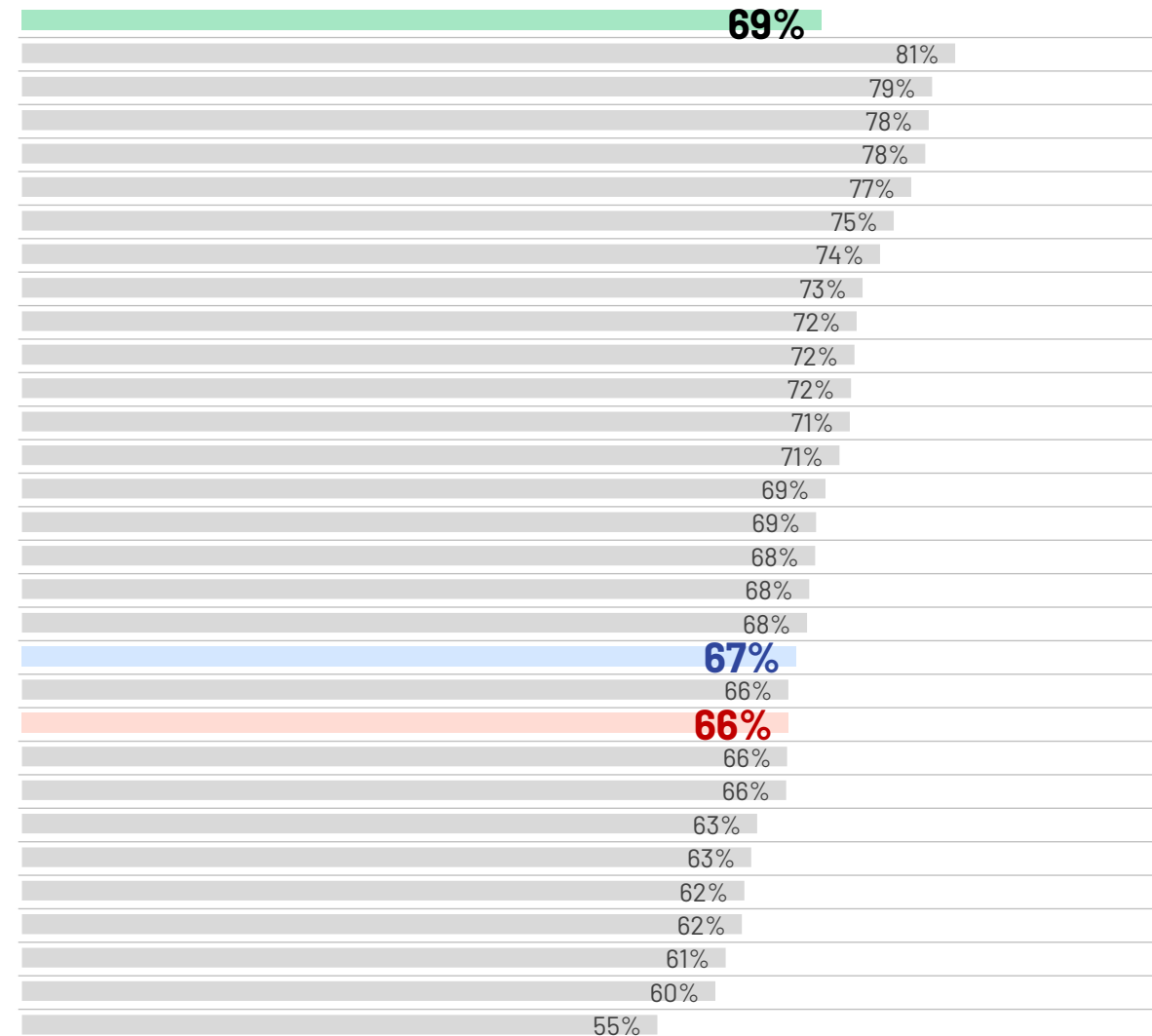
Base: 22,989 online adults under the age of 75 across 30 countries, interviewed 20 September – 4 October, 2024.

## Country

### 30-country average

Peru
Thailand
Colombia
Mexico
South Africa
Indonesia
Ireland
Chile
New Zealand
Netherlands
Spain
Singapore
South Korea
Sweden
Great Britain
Brazil
Australia
Germany
<b>United States</b>
Argentina
<b>Canada</b>
Italy
Belgium
Hungary
India
Japan
Poland
France
Malaysia
Türkiye

## % Somewhat/strongly positive



## Change 2023

-3 pp
-1 pp
-5 pp
-3 pp
1 pp
4 pp
-3 pp
-3 pp
-3 pp
0 pp
-2 pp
-5 pp
-1 pp
-7 pp
-1 pp
1 pp
-4 pp
-5 pp
1 pp
-8 pp
-5 pp
-1 pp
3 pp
0 pp
-3 pp
-4 pp
-8 pp
-1 pp
-7 pp
-7 pp



# World Influencers: France

Q: Thinking about the next decade, would you say France will have an overall positive or a negative influence on world affairs?

Base: 22,989 online adults under the age of 75 across 30 countries, interviewed 20 September – 4 October, 2024.

## Country

### 30-country average

Colombia

Peru

Thailand

Mexico

South Africa

Chile

Indonesia

Ireland

Netherlands

Singapore

Brazil

Germany

New Zealand

**United States**

Australia

**Canada**

Great Britain

South Korea

Sweden

India

Malaysia

Spain

France

Japan

Belgium

Italy

Argentina

Poland

Hungary

Türkiye

## % Somewhat/strongly positive

**68%**

80%

80%

78%

78%

77%

76%

76%

75%

72%

72%

70%

70%

70%

**69%**

69%

**68%**

67%

67%

66%

66%

64%

63%

63%

62%

62%

60%

58%

57%

55%

48%

## Change 2023

-2 pp

-1 pp

-2 pp

-3 pp

0 pp

0 pp

-2 pp

-3 pp

2 pp

-1 pp

**-4 pp**

-3 pp

1 pp

-1 pp

0 pp

**-6 pp**

-3 pp

1 pp

**-9 pp**

**-5 pp**

-1 pp

1 pp

**-8 pp**

-3 pp

-3 pp

1 pp

2 pp

**-13 pp**

-2 pp

**-8 pp**

2 pp



# World Influencers: United Nations

Q: Thinking about the next decade, would you say United Nations will have an overall positive or a negative influence on world affairs?

Base: 22,989 online adults under the age of 75 across 30 countries, interviewed 20 September – 4 October, 2024.

## Country

### 30-country average

South Africa

Thailand

Indonesia

South Korea

Mexico

Sweden

Singapore

Netherlands

Great Britain

Colombia

Peru

Poland

New Zealand

Ireland

Malaysia

Brazil

Australia

India

### United States

Hungary

Belgium

### Canada

Germany

France

Italy

Chile

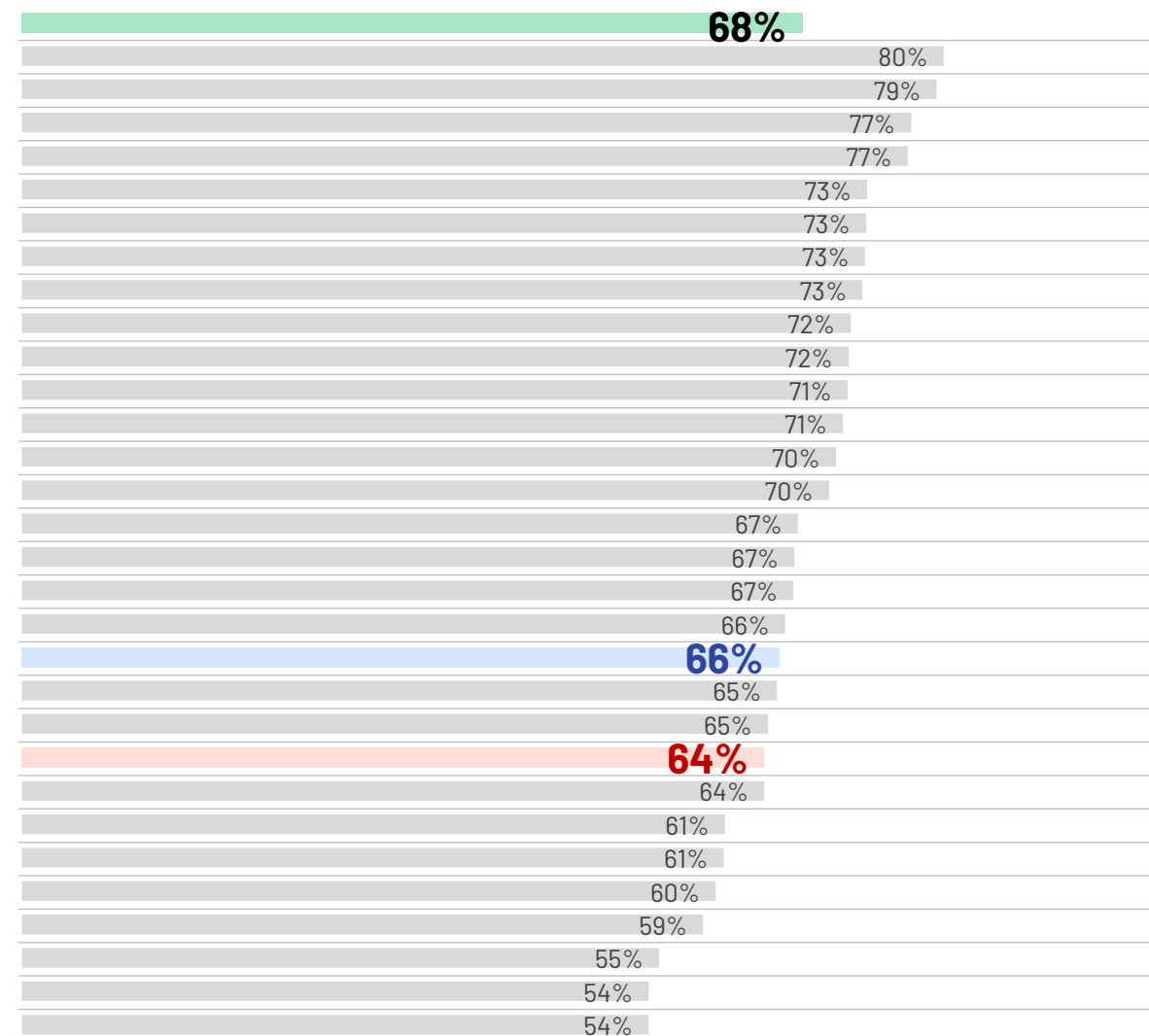
Argentina

Spain

Japan

Türkiye

## % Somewhat/strongly positive



## Change 2023

-3 pp

2 pp

-7 pp

-8 pp

0 pp

-6 pp

-2 pp

-1 pp

-2 pp

-1 pp

-1 pp

-5 pp

-7 pp

-3 pp

0 pp

-5 pp

-6 pp

-4 pp

-4 pp

-1 pp

-3 pp

2 pp

-5 pp

1 pp

-1 pp

-2 pp

-9 pp

-7 pp

-4 pp

-3 pp

-4 pp

# World Influencers: Great Britain

Q: Thinking about the next decade, would you say Great Britain will have an overall positive or a negative influence on world affairs?

Base: 22,989 online adults under the age of 75 across 30 countries, interviewed 20 September – 4 October, 2024.

## Country

### 30-country average

Colombia

South Africa

**United States**

Mexico

Great Britain

Peru

Indonesia

Australia

Chile

Singapore

New Zealand

Poland

**Canada**

Brazil

Japan

South Korea

Sweden

Thailand

Italy

Hungary

Netherlands

Malaysia

France

India

Germany

Spain

Belgium

Ireland

Argentina

Türkiye

## % Somewhat/strongly positive

**67%**

78%

77%

**76%**

75%

75%

75%

73%

73%

73%

72%

71%

70%

**69%**

69%

68%

68%

68%

67%

66%

65%

64%

64%

63%

62%

62%

61%

59%

55%

55%

55%

47%

## Change 2023

-2 pp

-1 pp

4 pp

1 pp

0 pp

-1 pp

-7 pp

-6 pp

-4 pp

-2 pp

0 pp

-4 pp

-10 pp

-3 pp

-1 pp

-2 pp

-6 pp

-6 pp

-6 pp

7 pp

-6 pp

2 pp

-5 pp

0 pp

-2 pp

4 pp

1 pp

1 pp

3 pp

-12 pp

-3 pp



# World Influencers: NATO

Q: Thinking about the next decade, would you say NATO will have an overall positive or a negative influence on world affairs?

Base: 22,989 online adults under the age of 75 across 30 countries, interviewed 20 September – 4 October, 2024.

## Country

### 30-country average

Poland

Netherlands

Great Britain

Sweden

Thailand

### United States

Colombia

Hungary

Belgium

New Zealand

South Korea

Australia

Germany

South Africa

### Canada

Ireland

Peru

India

Japan

Indonesia

Singapore

Mexico

Spain

Brazil

Italy

France

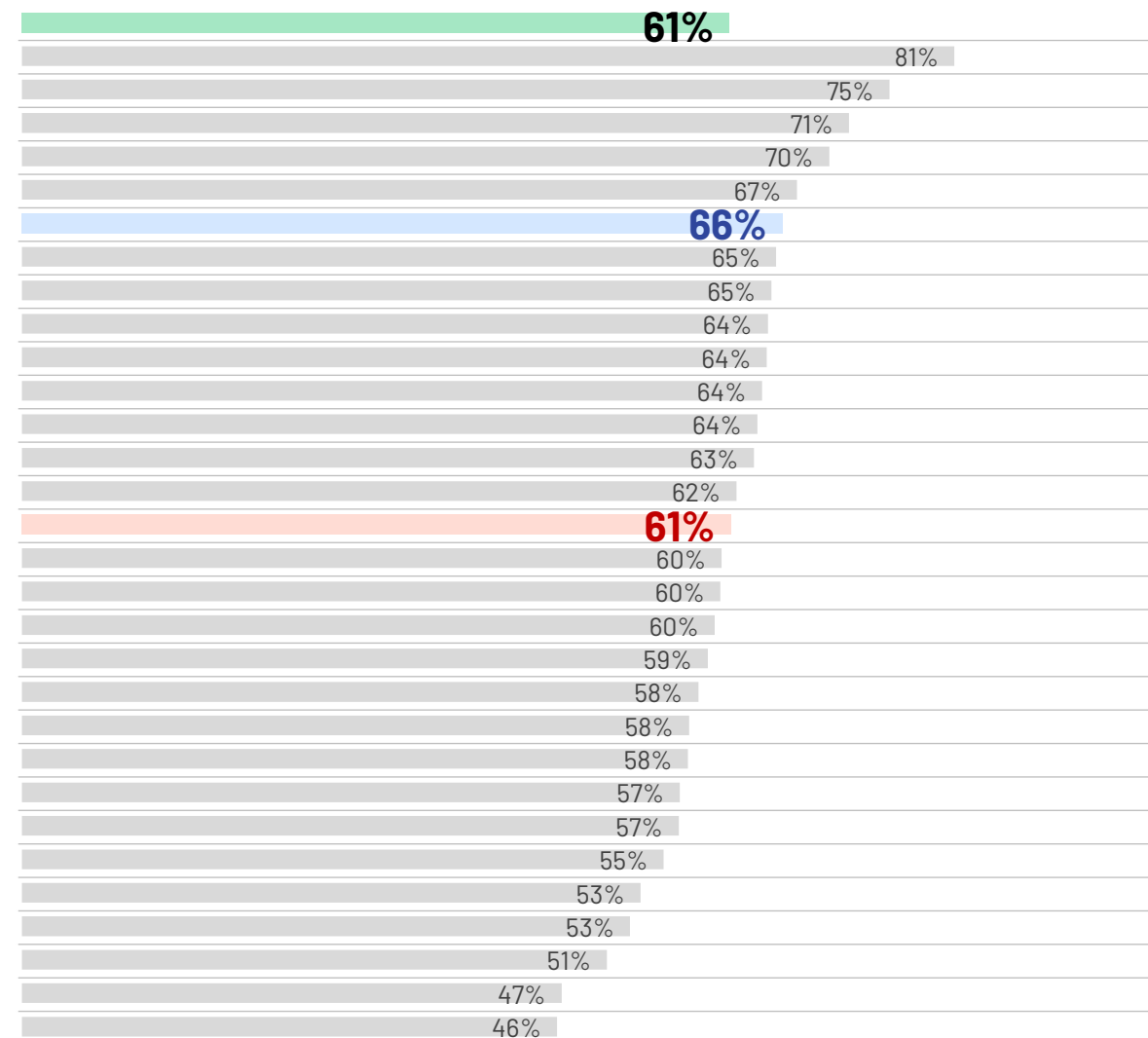
Türkiye

Malaysia

Chile

Argentina

## % Somewhat/strongly positive



## Change 2023

-3 pp

-3 pp

-2 pp

-4 pp

3 pp

-7 pp

7 pp

1 pp

3 pp

0 pp

-2 pp

-7 pp

-4 pp

1 pp

0 pp

-5 pp

-3 pp

-4 pp

-1 pp

-5 pp

-4 pp

-3 pp

-4 pp

-6 pp

-4 pp

-2 pp

-6 pp

-2 pp

0 pp

-13 pp

-5 pp



# World Influencers: The World Bank

Q: Thinking about the next decade, would you say The World Bank will have an overall positive or a negative influence on world affairs?

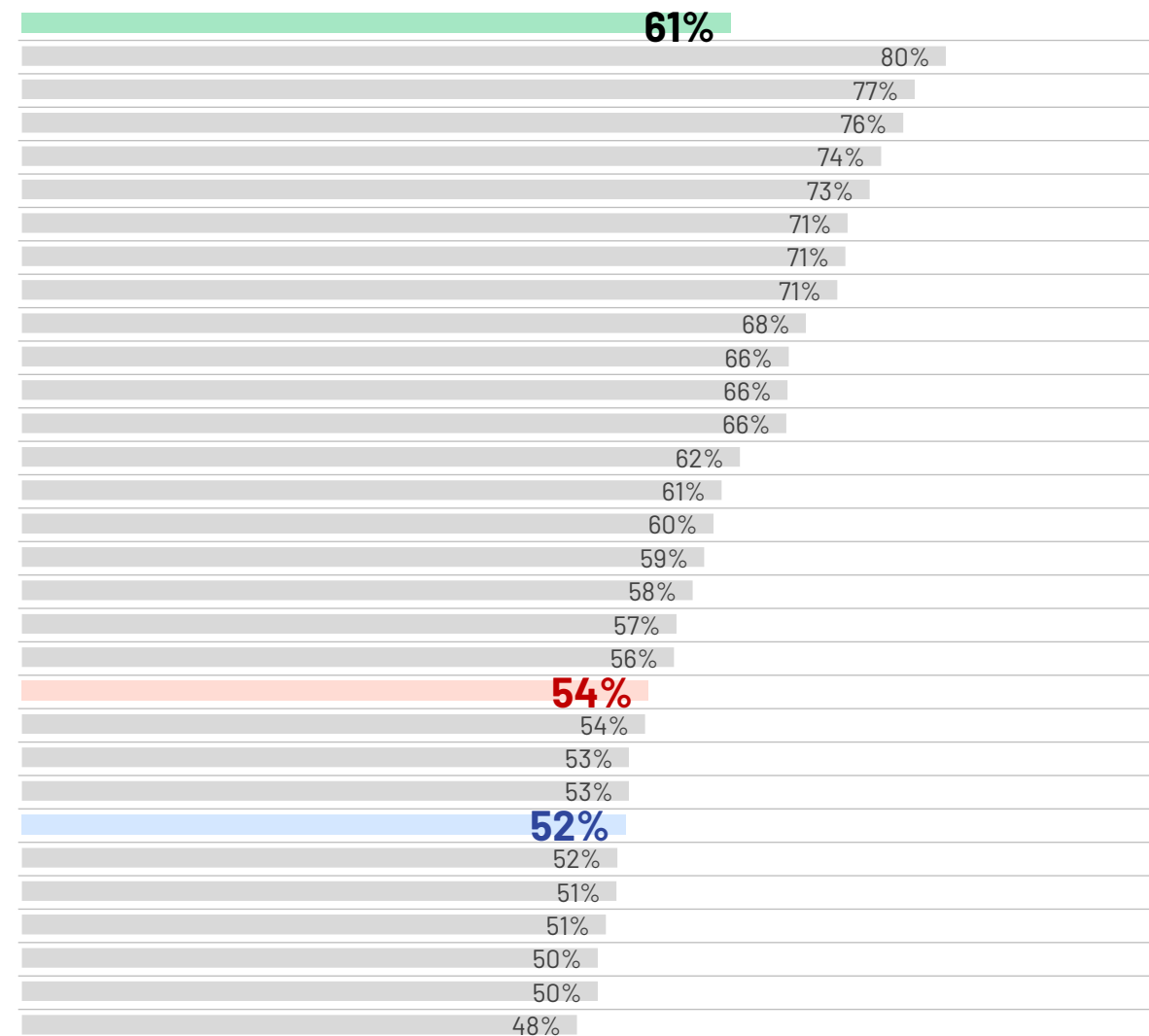
Base: 22,989 online adults under the age of 75 across 30 countries, interviewed 20 September – 4 October, 2024.

## Country

### 30-country average

Thailand
Indonesia
South Africa
Singapore
Peru
Mexico
Malaysia
Colombia
India
Brazil
Netherlands
South Korea
Poland
Great Britain
Ireland
Chile
Japan
New Zealand
Sweden
<b>Canada</b>
Australia
Spain
Türkiye
<b>United States</b>
Belgium
Italy
Hungary
Argentina
Germany
France

## % Somewhat/strongly positive



## Change 2023

-1 pp
-6 pp
-6 pp
3 pp
0 pp
-6 pp
-4 pp
1 pp
2 pp
-5 pp
-3 pp
0 pp
-5 pp
-2 pp
3 pp
7 pp
-6 pp
-2 pp
-1 pp
4 pp
0 pp
-4 pp
-2 pp
-6 pp
1 pp
5 pp
2 pp
4 pp
-2 pp
2 pp
-2 pp





# World Influencers: The International Monetary Fund (IMF)

Q: Thinking about the next decade, would you say The International Monetary Fund will have an overall positive or a negative influence on world affairs?

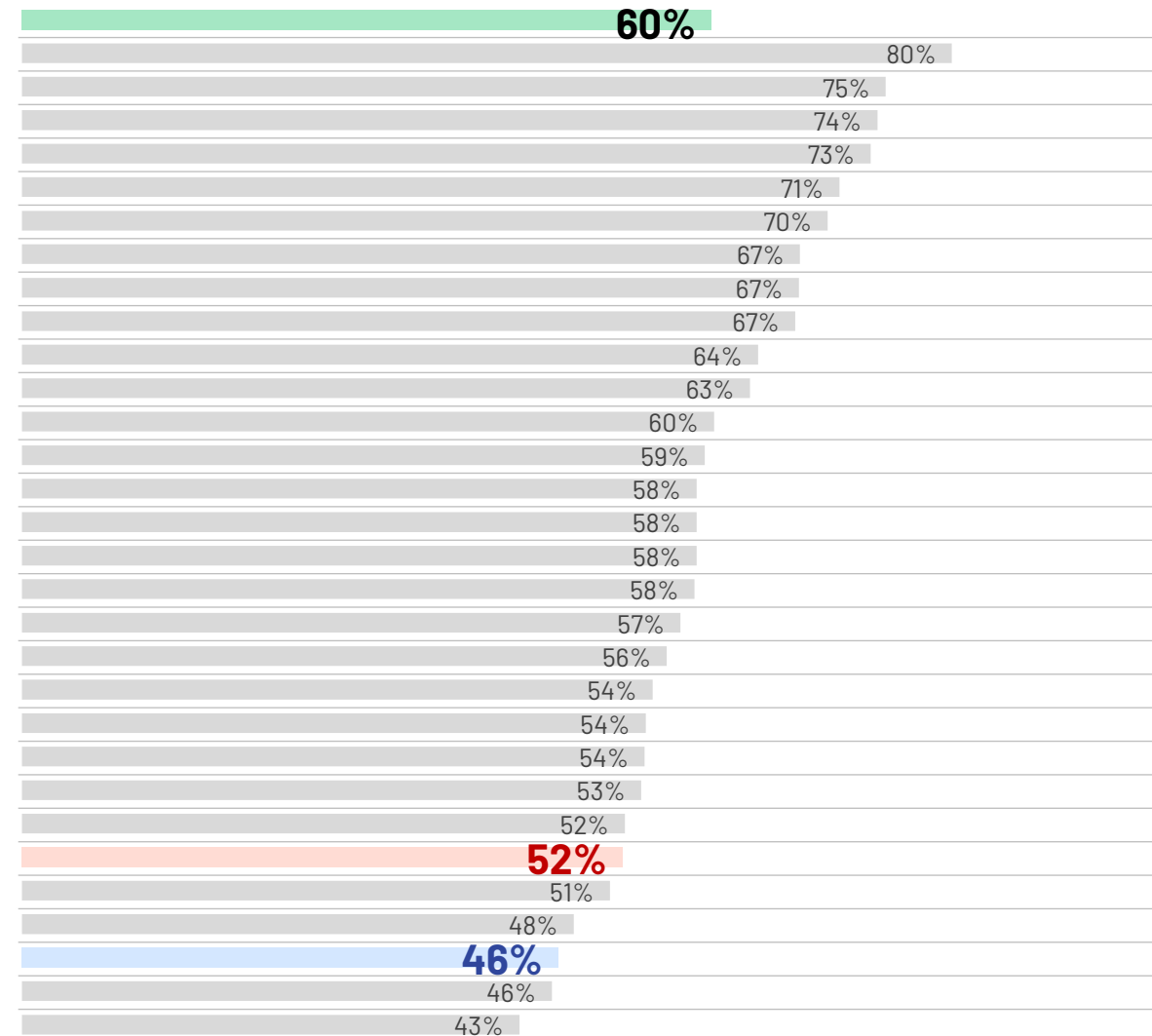
Base: 22,989 online adults under the age of 75 across 30 countries, interviewed 20 September – 4 October, 2024.

## Country

### 30-country average

Thailand
South Africa
Singapore
Peru
Colombia
Mexico
Malaysia
Indonesia
India
South Korea
Netherlands
Great Britain
Poland
Brazil
Ireland
Sweden
Japan
New Zealand
Chile
Belgium
Australia
Spain
Italy
Germany
<b>Canada</b>
Hungary
France
<b>United States</b>
Türkiye
Argentina

## % Somewhat/strongly positive



## Change 2023

0 pp
-3 pp
5 pp
2 pp
-2 pp
1 pp
-6 pp
1 pp
-4 pp
-2 pp
-1 pp
0 pp
2 pp
-7 pp
-4 pp
3 pp
1 pp
-5 pp
1 pp
-8 pp
5 pp
-2 pp
1 pp
2 pp
2 pp
0 pp
0 pp
-2 pp
-3 pp
-4 pp
4 pp



# World Influencers: United States

Q: Thinking about the next decade, would you say United States will have an overall positive or a negative influence on world affairs?

Base: 22,989 online adults under the age of 75 across 30 countries, interviewed 20 September – 4 October, 2024.

## Country

### 30-country average

Peru

Colombia

**United States**

Thailand

Brazil

Poland

South Africa

South Korea

Mexico

Chile

Singapore

India

Argentina

Japan

France

Great Britain

Indonesia

Spain

Australia

Hungary

Italy

Malaysia

**Canada**

Germany

Netherlands

Ireland

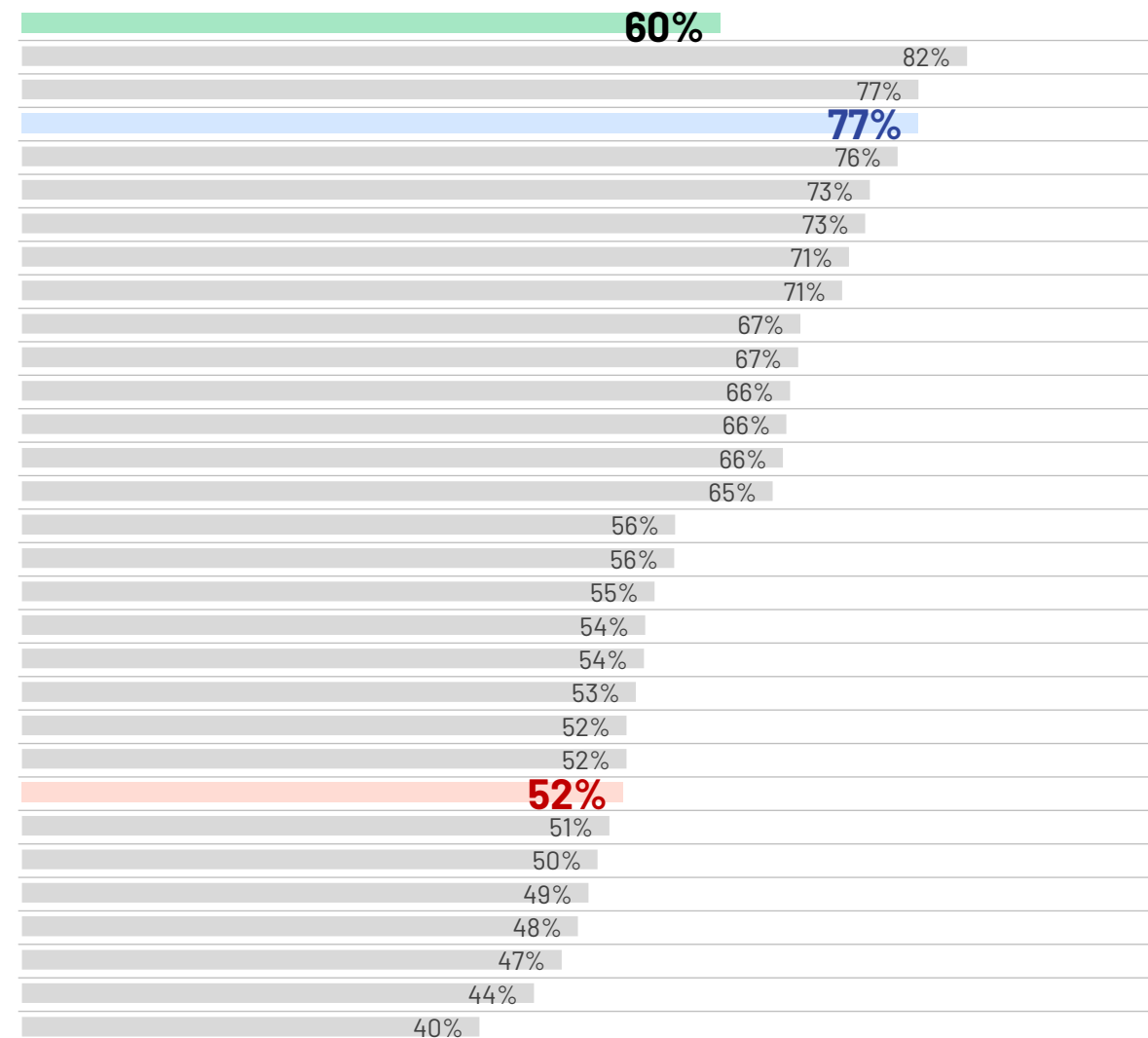
New Zealand

Belgium

Sweden

Türkiye

## % Somewhat/strongly positive



## Change 2023

-2 pp

2 pp

4 pp

1 pp

-3 pp

-2 pp

-4 pp

2 pp

-3 pp

-1 pp

1 pp

2 pp

-1 pp

-2 pp

-6 pp

3 pp

-5 pp

-10 pp

-3 pp

-4 pp

7 pp

-3 pp

-8 pp

1 pp

1 pp

-4 pp

-6 pp

-1 pp

-2 pp

-5 pp

-8 pp



# World Influencers: India

Q: Thinking about the next decade, would you say India will have an overall positive or a negative influence on world affairs?

Base: 22,989 online adults under the age of 75 across 30 countries, interviewed 20 September – 4 October, 2024.

## Country

### 30-country average

India

South Africa

Colombia

Indonesia

Japan

Thailand

Brazil

**United States**

Peru

Australia

New Zealand

Argentina

Mexico

Singapore

Malaysia

Chile

Poland

Great Britain

Ireland

South Korea

Hungary

Italy

Germany

Spain

Sweden

**Canada**

Netherlands

Belgium

France

Türkiye

## % Somewhat/strongly positive

**48%**

81%

69%

62%

60%

58%

58%

53%

**52%**

52%

51%

51%

49%

49%

48%

47%

47%

46%

45%

44%

44%

43%

41%

39%

38%

38%

**35%**

35%

34%

33%

30%

## Change 2023

-2 pp

-4 pp

-2 pp

6 pp

-4 pp

-3 pp

-7 pp

-7 pp

-1 pp

-5 pp

-5 pp

0 pp

-5 pp

-11 pp

-5 pp

-10 pp

-4 pp

2 pp

-1 pp

-2 pp

-9 pp

-2 pp

1 pp

-1 pp

-2 pp

-1 pp

2 pp

5 pp

6 pp

-3 pp

-9 pp



# World Influencers: China

Q: Thinking about the next decade, would you say China will have an overall positive or a negative influence on world affairs?

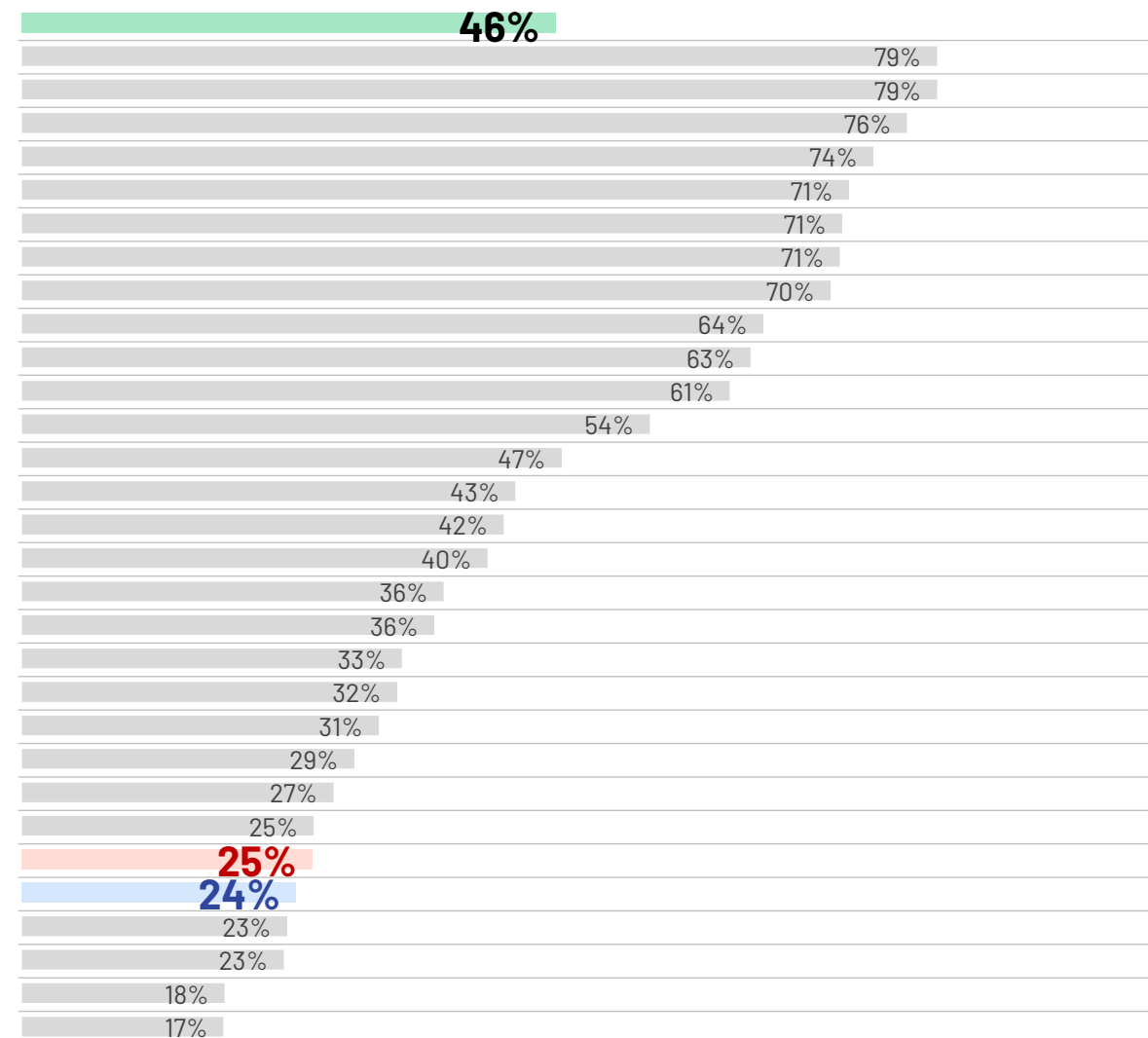
Base: 22,989 online adults under the age of 75 across 30 countries, interviewed 20 September – 4 October, 2024.

## Country

### 30-country average

Peru
South Africa
Indonesia
Thailand
Mexico
Colombia
Malaysia
Singapore
Brazil
Argentina
Chile
Türkiye
India
Hungary
Spain
Ireland
Italy
Australia
New Zealand
Poland
Great Britain
France
Belgium
Germany
<b>Canada</b>
<b>United States</b>
Sweden
Netherlands
Japan
South Korea

## % Somewhat/strongly positive



## Change 2023

3 pp
6 pp
6 pp
6 pp
-2 pp
1 pp
10 pp
-1 pp
3 pp
-1 pp
4 pp
4 pp
0 pp
2 pp
4 pp
4 pp
7 pp
4 pp
5 pp
1 pp
7 pp
7 pp
5 pp
4 pp
0 pp
1 pp
-2 pp
5 pp
6 pp
0 pp
0 pp



# World Influencers: Saudi Arabia

Q: Thinking about the next decade, would you say Saudi Arabia will have an overall positive or a negative influence on world affairs?

Base: 22,989 online adults under the age of 75 across 30 countries, interviewed 20 September – 4 October, 2024.

## Country

### 30-country average

Indonesia

Malaysia

South Africa

Thailand

Singapore

India

Colombia

Peru

Mexico

South Korea

Brazil

Japan

Argentina

Chile

Poland

Australia

New Zealand

Ireland

Italy

Hungary

**United States**

Great Britain

Türkiye

Belgium

**Canada**

Germany

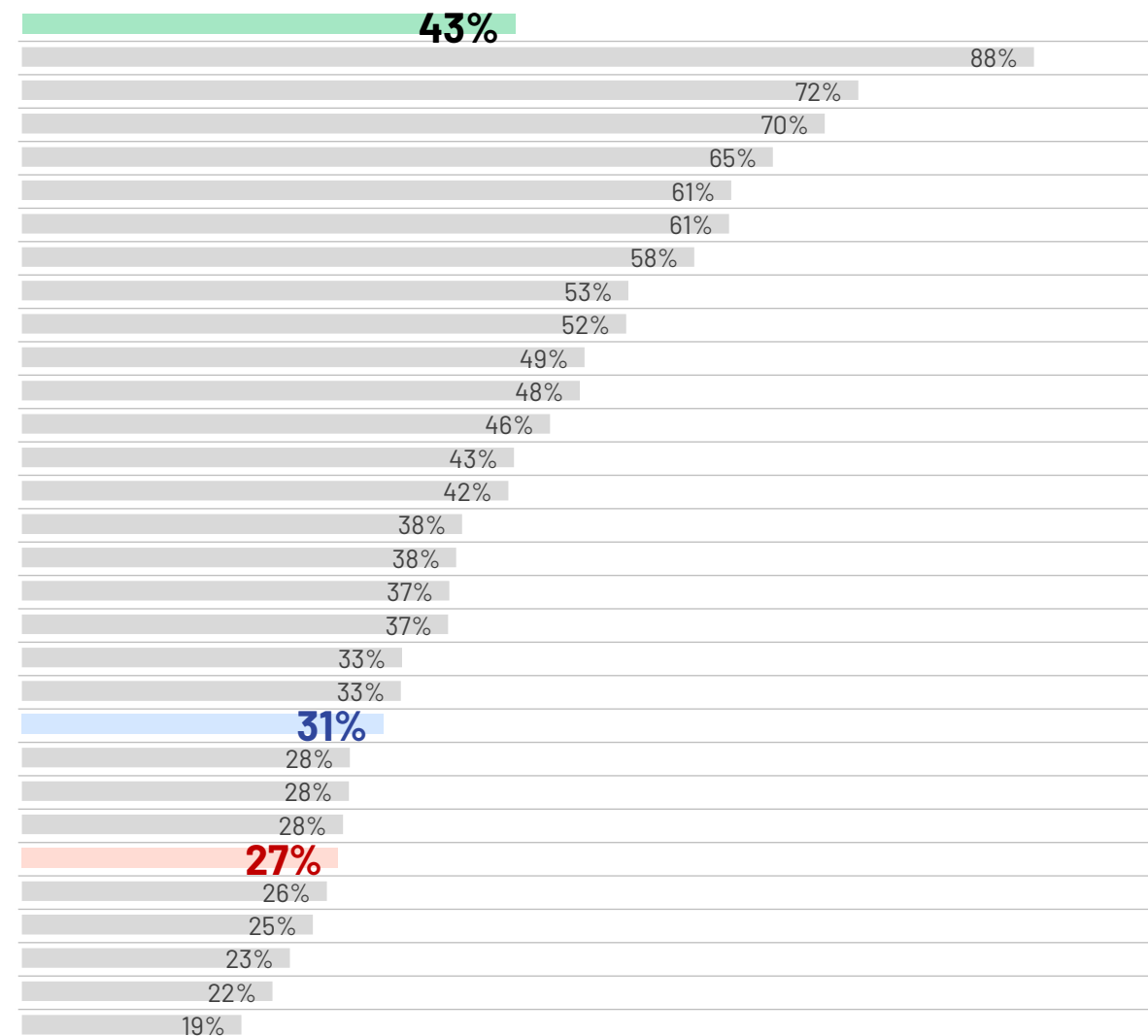
Spain

France

Netherlands

Sweden

## % Somewhat/strongly positive



## Change 2023

-1 pp

-4 pp

-5 pp

-1 pp

-5 pp

-1 pp

-2 pp

2 pp

-3 pp

-2 pp

-2 pp

-4 pp

0 pp

-10 pp

-5 pp

3 pp

0 pp

3 pp

4 pp

3 pp

2 pp

-2 pp

-2 pp

-10 pp

11 pp

-3 pp

1 pp

-1 pp

1 pp

4 pp

5 pp



# World Influencers: Russia

Q: Thinking about the next decade, would you say Russia will have an overall positive or a negative influence on world affairs?

Base: 22,989 online adults under the age of 75 across 30 countries, interviewed 20 September – 4 October, 2024.

## Country

### 30-country average

Indonesia

Malaysia

India

Peru

Thailand

South Africa

Mexico

Türkiye

Singapore

Colombia

Argentina

Brazil

Hungary

Chile

Ireland

Australia

Italy

Germany

South Korea

Belgium

**United States**

**Canada**

France

New Zealand

Great Britain

Spain

Japan

Sweden

Poland

Netherlands

## % Somewhat/strongly positive

**32%**

77%

65%

64%

59%

55%

54%

52%

45%

41%

40%

37%

35%

29%

28%

22%

22%

21%

19%

18%

18%

**17%**

**17%**

16%

16%

16%

16%

15%

12%

10%

10%

## Change 2023

2 pp

9 pp

5 pp

-1 pp

4 pp

2 pp

3 pp

4 pp

1 pp

5 pp

4 pp

7 pp

-5 pp

3 pp

0 pp

7 pp

1 pp

-2 pp

1 pp

-1 pp

6 pp

0 pp

2 pp

0 pp

-1 pp

1 pp

-3 pp

1 pp

3 pp

4 pp

-1 pp



# World Influencers: Israel

Q: Thinking about the next decade, would you say Israel will have an overall positive or a negative influence on world affairs?

Base: 22,989 online adults under the age of 75 across 30 countries, interviewed 20 September – 4 October, 2024.

## Country

### 30-country average

India

Peru

South Africa

### United States

Thailand

Argentina

Brazil

Colombia

Singapore

Mexico

Australia

South Korea

Malaysia

Hungary

Great Britain

Germany

### Canada

Chile

Indonesia

Ireland

Italy

New Zealand

France

Spain

Sweden

Japan

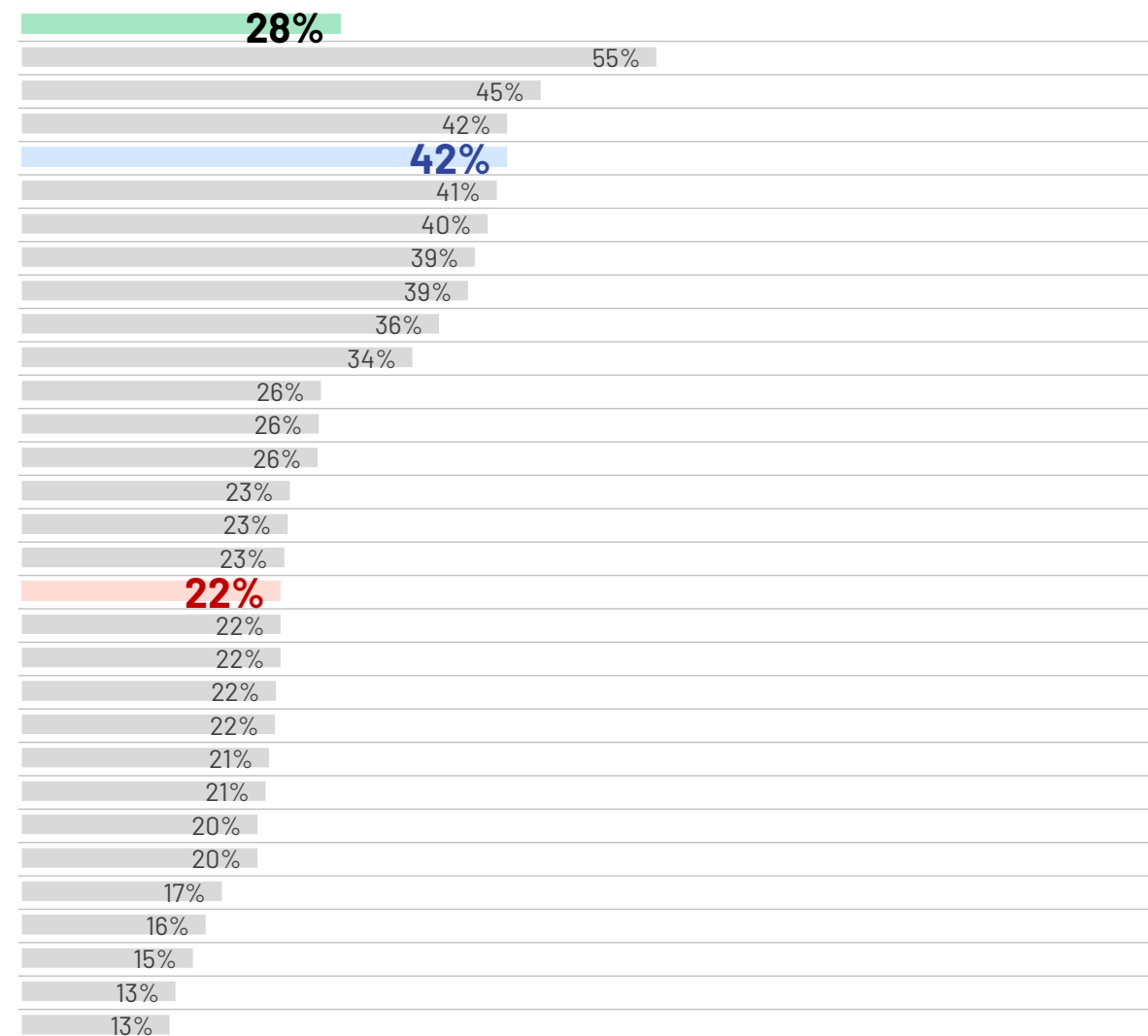
Netherlands

Poland

Belgium

Türkiye

## % Somewhat/strongly positive



## Change 2023

-12 pp

-7 pp

-8 pp

-16 pp

-12 pp

-16 pp

-8 pp

-17 pp

-9 pp

-16 pp

-15 pp

-18 pp

-20 pp

-2 pp

-10 pp

-11 pp

-4 pp

-14 pp

-19 pp

-6 pp

-3 pp

-20 pp

-17 pp

-12 pp

-11 pp

-7 pp

-14 pp

-11 pp

-17 pp

-7 pp

-13 pp





# World Influencers: Pakistan

Q: Thinking about the next decade, would you say Pakistan will have an overall positive or a negative influence on world affairs?

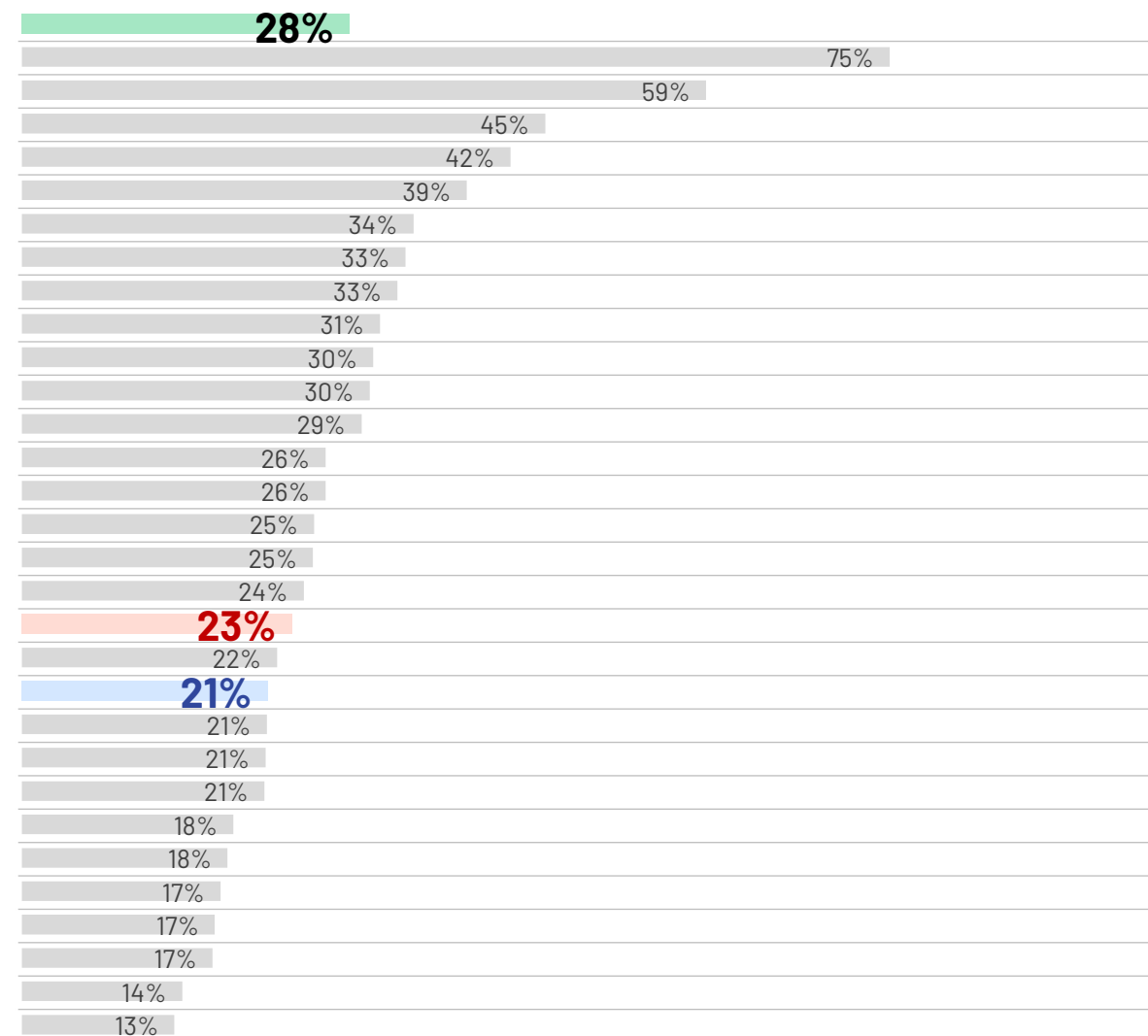
Base: 22,989 online adults under the age of 75 across 30 countries, interviewed 20 September – 4 October, 2024.

## Country

### 30-country average

Indonesia
Malaysia
South Africa
Thailand
India
Singapore
Peru
Colombia
Mexico
Türkiye
Australia
Ireland
Great Britain
New Zealand
Brazil
South Korea
Japan
<b>Canada</b>
Chile
<b>United States</b>
Poland
Argentina
Italy
Germany
Sweden
Spain
Belgium
France
Netherlands
Hungary

## % Somewhat/strongly positive



## Change 2023

-2 pp
7 pp
3 pp
1 pp
-10 pp
1 pp
0 pp
-1 pp
5 pp
-7 pp
-7 pp
-5 pp
1 pp
-3 pp
-3 pp
-12 pp
-2 pp
-5 pp
-3 pp
-4 pp
-4 pp
1 pp
-4 pp
-2 pp
0 pp
2 pp
-4 pp
3 pp
1 pp
-1 pp
-3 pp



# World Influencers: Iran

Q: Thinking about the next decade, would you say Iran will have an overall positive or a negative influence on world affairs?

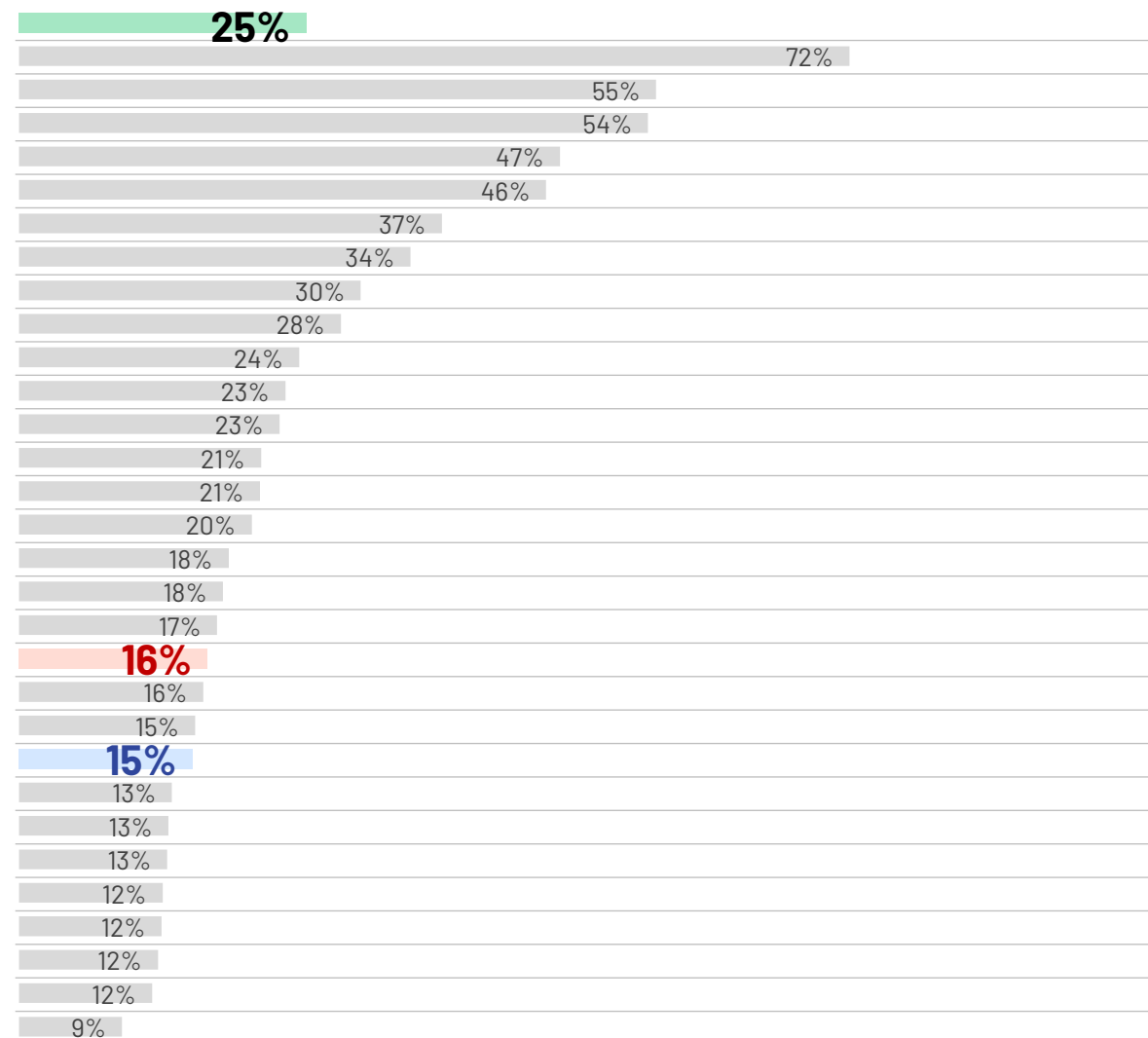
Base: 22,989 online adults under the age of 75 across 30 countries, interviewed 20 September – 4 October, 2024.

## Country

### 30-country average

Indonesia
Malaysia
India
Thailand
South Africa
Peru
Singapore
Mexico
Colombia
Brazil
Türkiye
Argentina
Ireland
Japan
Australia
South Korea
Chile
New Zealand
<b>Canada</b>
Great Britain
Italy
<b>United States</b>
Poland
Spain
France
Sweden
Germany
Belgium
Hungary
Netherlands

## % Somewhat/strongly positive



## Change 2023

-2 pp
10 pp
3 pp
-4 pp
-7 pp
-1 pp
0 pp
-2 pp
-7 pp
-5 pp
-11 pp
0 pp
-2 pp
-1 pp
-4 pp
-6 pp
-5 pp
-5 pp
-4 pp
-5 pp
-3 pp
-6 pp
-3 pp
-2 pp
-6 pp
0 pp
2 pp
-2 pp
2 pp
-4 pp
0 pp



# World Conflict Views

Citizens of 30 Countries Assess  
Threats and Engagement in  
International Affairs

# U.S. President Role in World Security

Q: As you know, the United States is holding its presidential election on November 5th. Which outcome, in your view, would help the world be more secure?

Base: 22,989 online adults under the age of 75 across 30 countries, interviewed 20 September - 4 October, 2024.

## Country

### 30-country average

Netherlands

Belgium

Germany

Sweden

South Korea

New Zealand

Ireland

Poland

France

Mexico

**Canada**

Great Britain

Australia

Spain

Italy

Chile

Brazil

**United States**

Colombia

South Africa

Japan

Singapore

Hungary

Argentina

Malaysia

India

Peru

Thailand

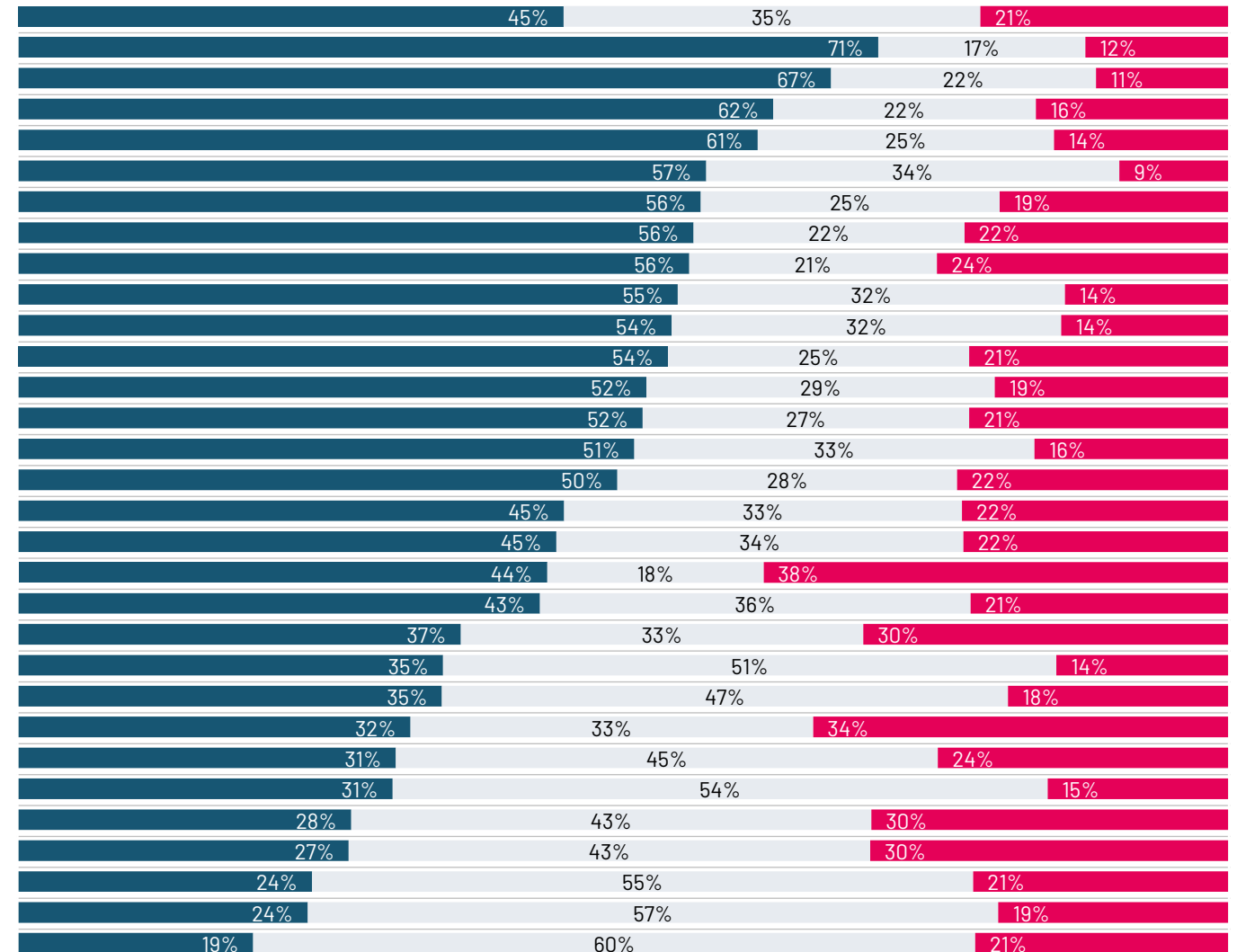
Türkiye

Indonesia

## More secure if Kamala Harris wins

## Doesn't matter

## More secure if Donald Trump wins



# World Conflict Involving Superpower

Q: I expect in the next 25 years we could see another world conflict involving superpowers similar to World Wars 1 & 2

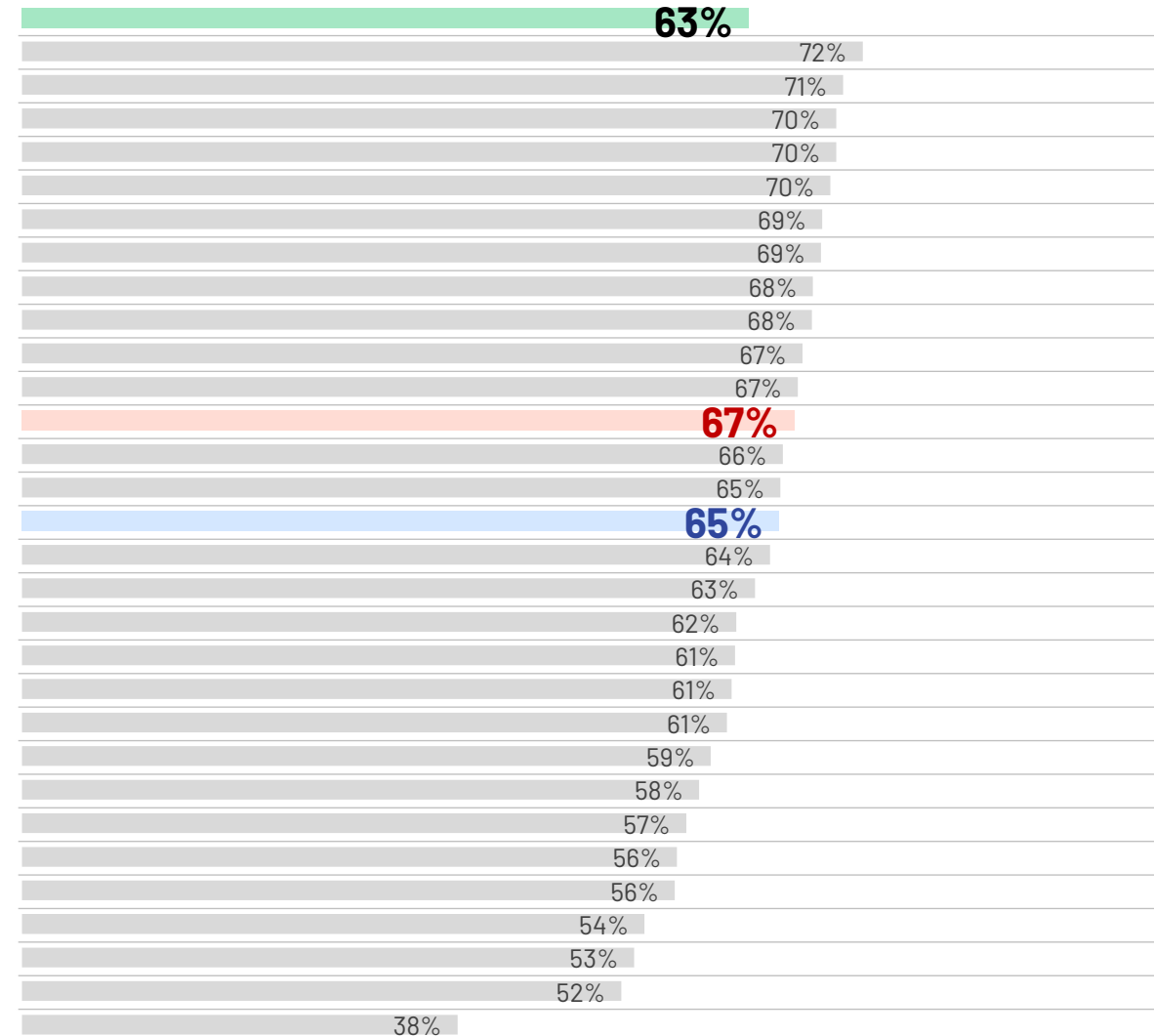
Base: 22,989 online adults under the age of 75 across 30 countries, interviewed 20 September - 4 October, 2024.

## Country

### 30-country average

Malaysia
Belgium
India
Türkiye
Netherlands
New Zealand
Thailand
France
Ireland
Peru
Australia
<b>Canada</b>
Singapore
Spain
<b>United States</b>
Colombia
Chile
Brazil
Argentina
Mexico
Great Britain
South Africa
South Korea
Indonesia
Italy
Hungary
Poland
Germany
Sweden
Japan

## % Somewhat/strongly agree



## Change 2023

-7 pp
-3 pp
-2 pp
-12 pp
1 pp
-3 pp
-1 pp
-7 pp
-5 pp
-7 pp
-11 pp
-7 pp
-8 pp
-8 pp
-10 pp
-11 pp
-11 pp
-14 pp
-8 pp
-11 pp
-10 pp
-7 pp
-11 pp
-7 pp
-2 pp
-3 pp
-7 pp
-12 pp
-6 pp
-10 pp
-14 pp



# Ukraine Conflict Continuation

Q: Ukraine should fight on until full victory, including expelling Russia from its territory

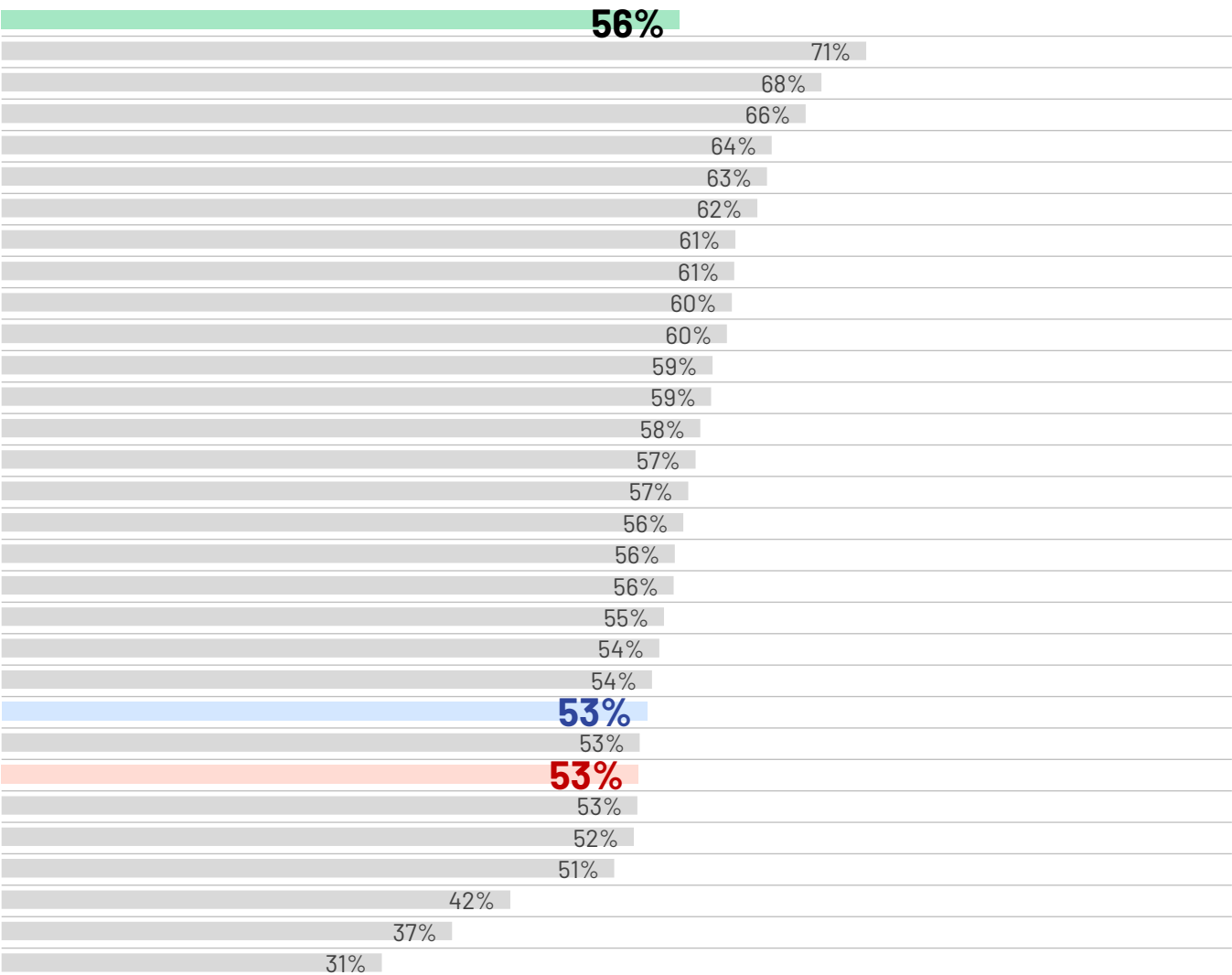
Base: 22,989 online adults under the age of 75 across 30 countries, interviewed 20 September - 4 October, 2024.

## Country

### 30-country average

Poland
Sweden
India
Indonesia
Chile
Colombia
Türkiye
Netherlands
France
Belgium
Peru
Great Britain
Germany
Malaysia
Ireland
New Zealand
Mexico
Australia
South Korea
Brazil
Argentina
<b>United States</b>
Thailand
<b>Canada</b>
Spain
Singapore
South Africa
Italy
Hungary
Japan

## % Somewhat/strongly agree



# Involvement in Ukraine Conflict

Q: The problems in Ukraine are none of [country's] business and we should not interfere

Base: 22,989 online adults under the age of 75 across 30 countries, interviewed 20 September – 4 October, 2024.

## Country

### 30-country average

Thailand  
India  
Hungary  
Malaysia  
Argentina  
Mexico  
Indonesia  
Colombia  
Türkiye  
South Korea  
Singapore  
Chile  
South Africa  
Peru

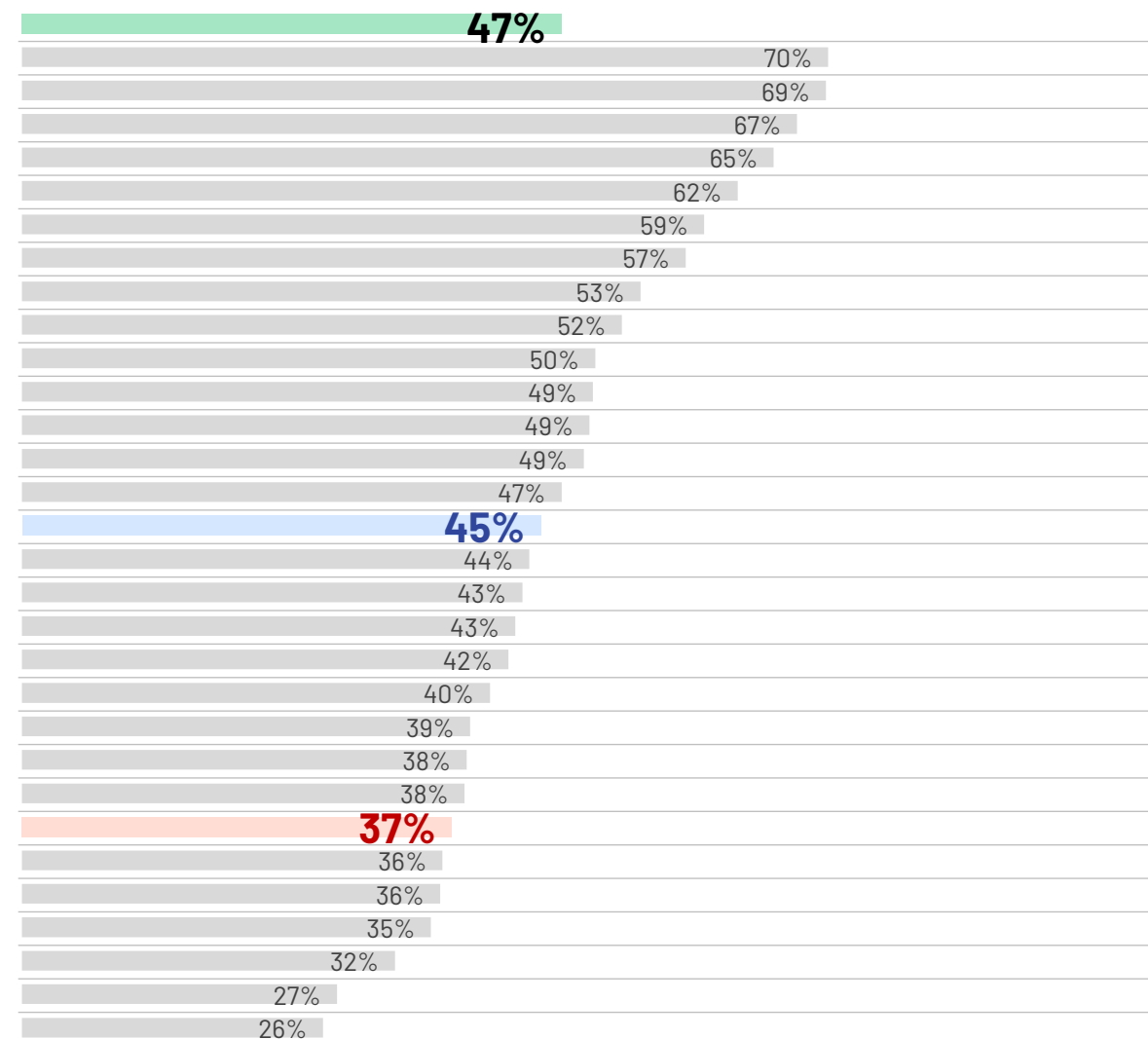
### United States

Brazil  
Germany  
Australia  
France  
New Zealand  
Belgium  
Italy  
Ireland

### Canada

Spain  
Poland  
Great Britain  
Netherlands  
Sweden  
Japan

## % Somewhat/strongly agree



## Change 2023

-1 pp  
-6 pp  
-13 pp  
-4 pp  
7 pp  
4 pp  
-5 pp  
2 pp  
5 pp  
6 pp  
-2 pp  
4 pp  
-4 pp  
-5 pp  
-6 pp  
-4 pp  
-11 pp  
-1 pp  
-2 pp  
-2 pp  
1 pp  
-6 pp  
-5 pp  
-9 pp  
0 pp  
1 pp  
1 pp  
0 pp  
1 pp  
1 pp  
2 pp





# Middle East Conflict

Q: Muslim people are to blame for instability/conflict in the Middle East

\*This question was not asked in Malaysia.

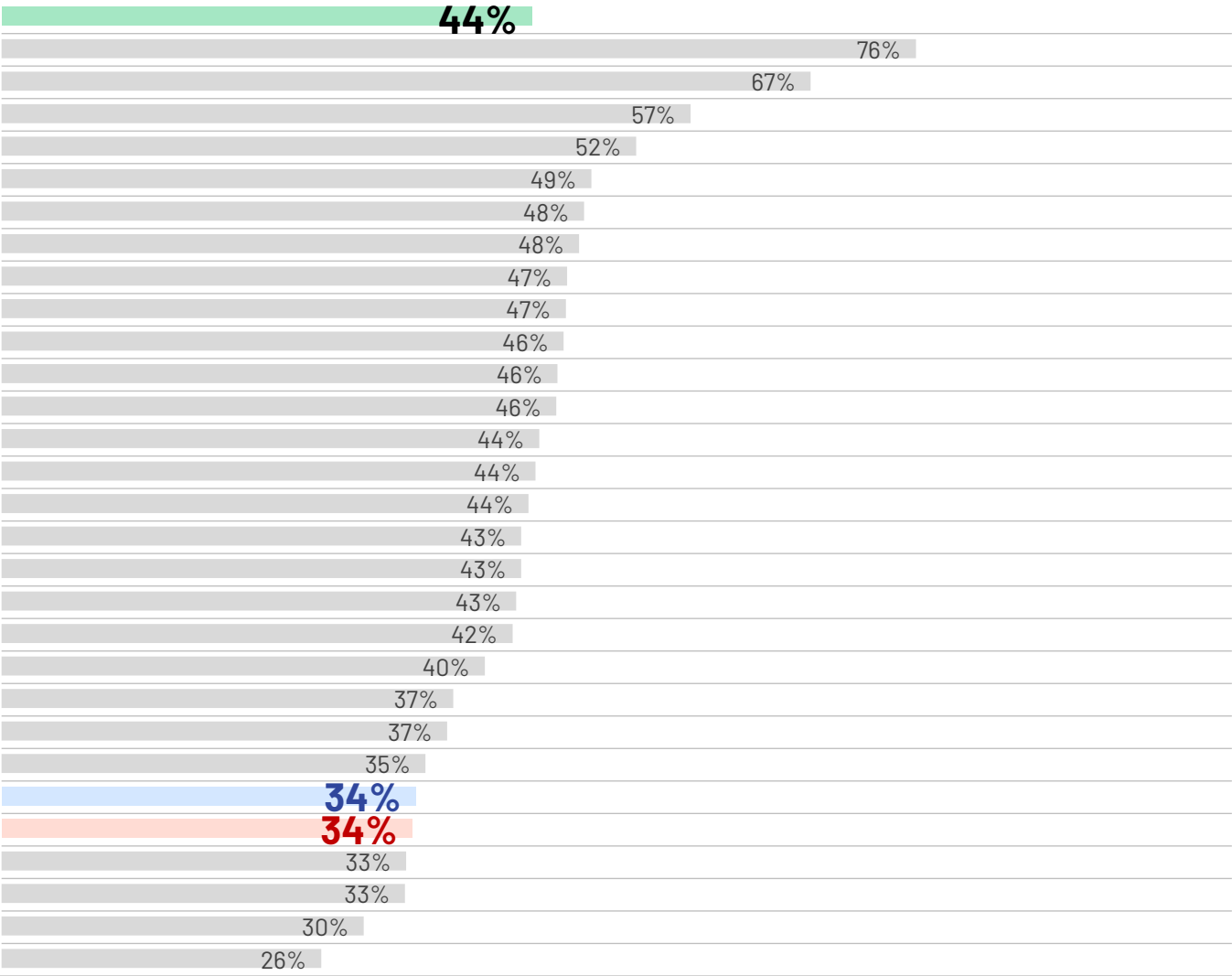
Base: 22,989 online adults under the age of 75 across 30 countries, interviewed 20 September - 4 October, 2024.

## Country

### 29-country average\*

- South Korea
- India
- Poland
- Thailand
- Indonesia
- Chile
- Türkiye
- Sweden
- Germany
- France
- Hungary
- Peru
- Colombia
- Mexico
- Belgium
- Brazil
- Spain
- Netherlands
- Italy
- Singapore
- Australia
- Argentina
- Japan
- United States**
- Canada**
- Ireland
- South Africa
- Great Britain
- New Zealand

## % Somewhat/strongly agree



# Middle East Conflict

Q: Jewish people in Israel and around the world are to blame for instability/conflict in the Middle East

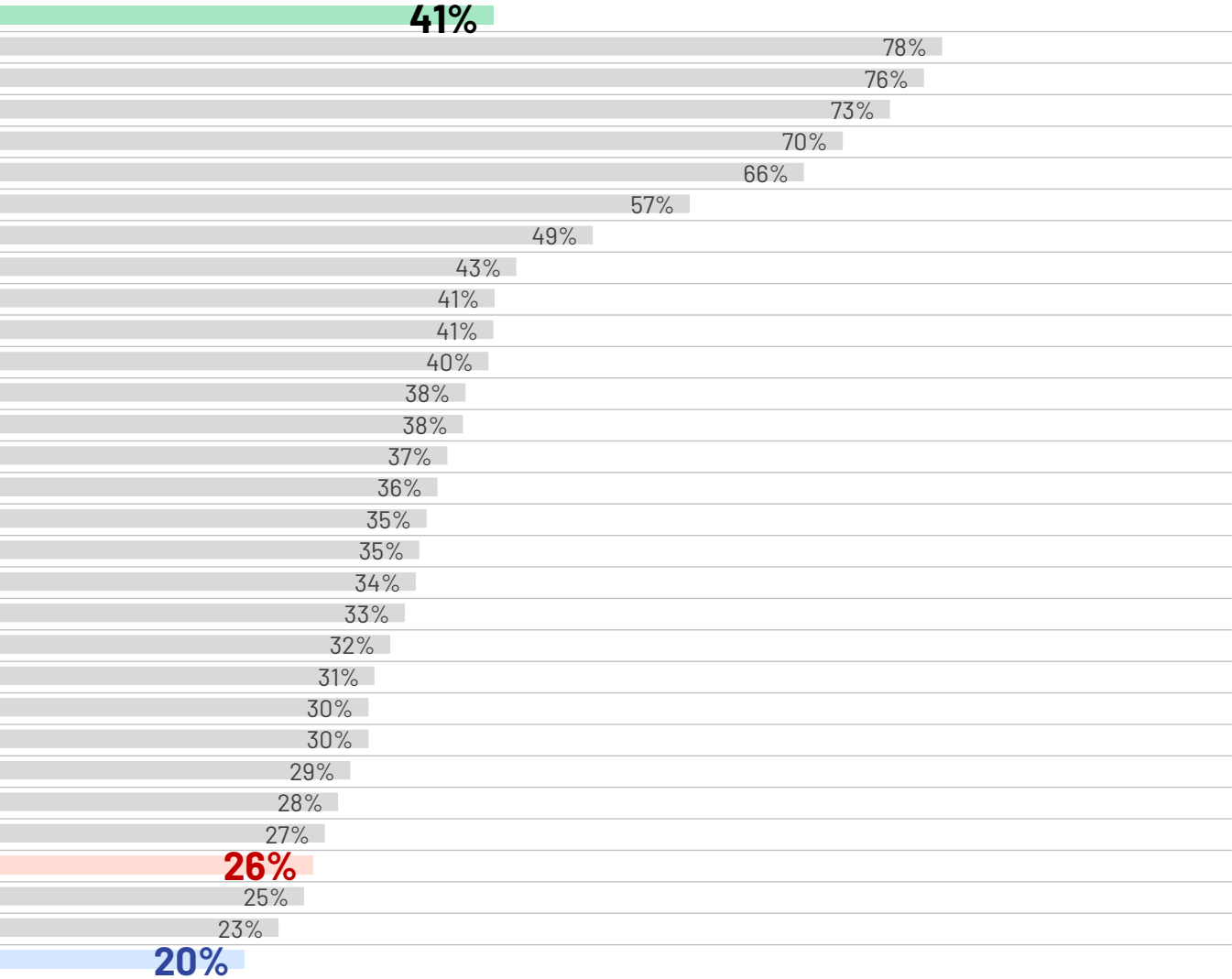
Base: 22,989 online adults under the age of 75 across 30 countries, interviewed 20 September – 4 October, 2024.

## Country

### 30-country average

- South Korea
- Indonesia
- Türkiye
- Malaysia
- India
- Thailand
- Poland
- Spain
- Italy
- Singapore
- Chile
- Peru
- Mexico
- Colombia
- Belgium
- South Africa
- Ireland
- Germany
- Brazil
- Japan
- Australia
- Argentina
- Hungary
- France
- Sweden
- Netherlands
- Canada
- Great Britain
- New Zealand
- United States

## % Somewhat/strongly agree



# Economic vs. Military Power

Q: Economic power is more important in world affairs than military power

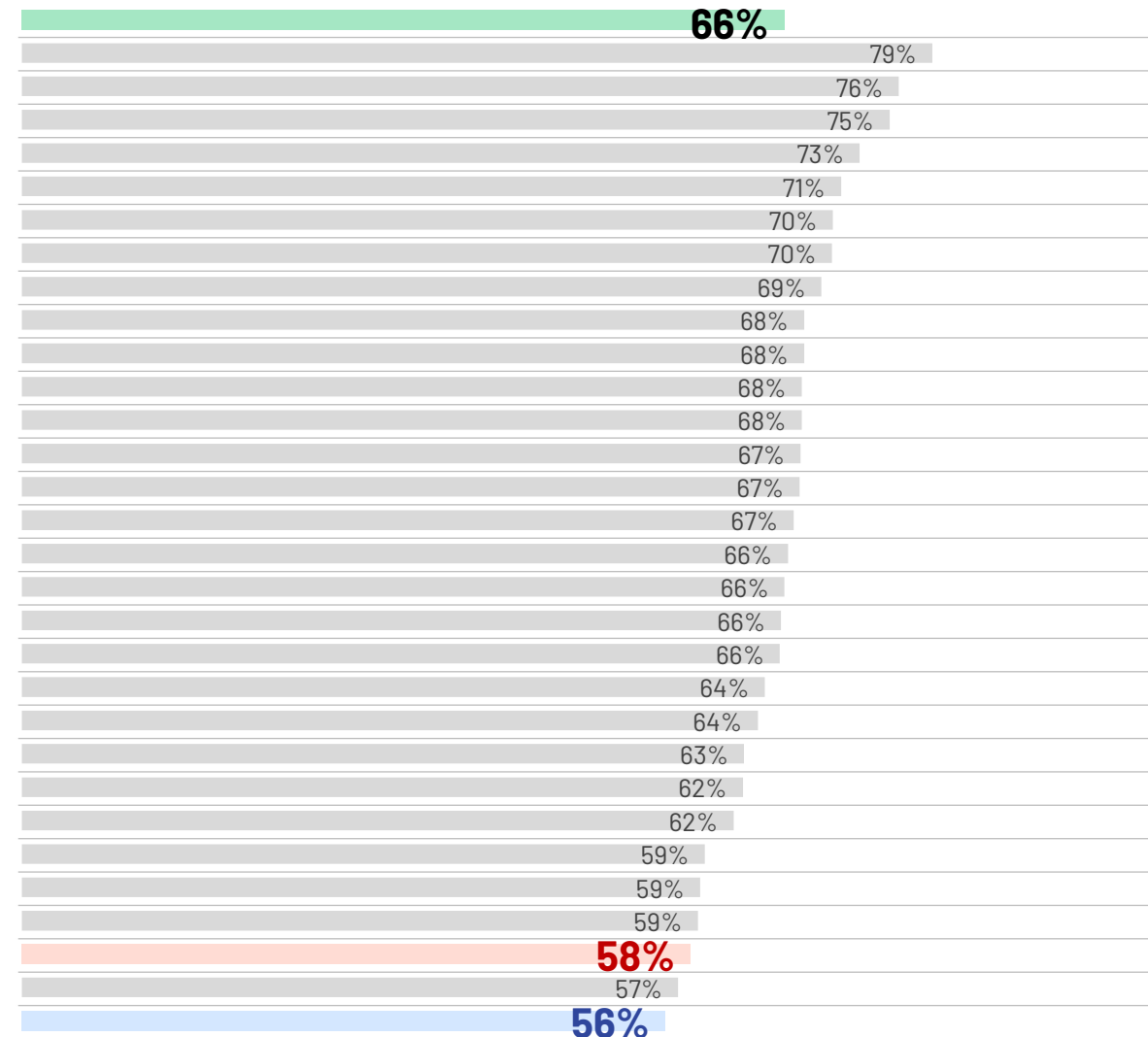
Base: 22,989 online adults under the age of 75 across 30 countries, interviewed 20 September - 4 October, 2024.

## Country

### 30-country average

Thailand
Indonesia
South Africa
India
South Korea
Türkiye
Malaysia
Peru
Mexico
New Zealand
Hungary
Spain
Argentina
Ireland
Chile
Singapore
Italy
Sweden
Belgium
France
Colombia
Brazil
Poland
Australia
Germany
Japan
Great Britain
<b>Canada</b>
Netherlands
<b>United States</b>

## % Somewhat/strongly agree



## Change 2023

-11 pp
-9 pp
-9 pp
-8 pp
-12 pp
-4 pp
-10 pp
-7 pp
-13 pp
-12 pp
-10 pp
-12 pp
-11 pp
-13 pp
-9 pp
-11 pp
-13 pp
-12 pp
-12 pp
-13 pp
-15 pp
-9 pp
-10 pp
-14 pp
-9 pp
-13 pp
-15 pp
-18 pp
-13 pp
-8 pp



# Military Spending

Q: Given the dangers in the world, my government needs to spend more on my country's military power

Base: 22,989 online adults under the age of 75 across 30 countries, interviewed 20 September - 4 October, 2024.

## Country

### 30-country average

Poland

India

Indonesia

Malaysia

South Africa

Sweden

Netherlands

Türkiye

Great Britain

Singapore

South Korea

Germany

France

### United States

Ireland

Belgium

Peru

### Canada

Thailand

Australia

Mexico

Argentina

Brazil

Colombia

New Zealand

Spain

Chile

Japan

Hungary

Italy

## % Somewhat/strongly agree

57%

79%

75%

72%

71%

70%

70%

69%

68%

64%

63%

59%

59%

58%

58%

57%

57%

57%

55%

54%

53%

53%

52%

51%

48%

46%

45%

45%

41%

38%

35%

## Change 2023

-5 pp

-5 pp

-10 pp

-4 pp

2 pp

-7 pp

3 pp

-2 pp

-7 pp

-4 pp

-9 pp

-8 pp

-1 pp

-4 pp

-3 pp

-1 pp

1 pp

-5 pp

-9 pp

-1 pp

-12 pp

-3 pp

-14 pp

-8 pp

-5 pp

-2 pp

-6 pp

-2 pp

-10 pp

-5 pp

-6 pp



# Views on Democracy, U.S. and Western Values

Citizens of 30 Countries Assess  
Threats and Engagement in  
International Affairs



# Universal vs. Western Values

Q: Which of the following is closest to your point of view:

Base: 22,989 online adults under the age of 75 across 30 countries, interviewed 20 September - 4 October, 2024.

## Country

### 30-country average

Colombia

Mexico

Türkiye

Indonesia

Argentina

South Korea

Peru

Chile

Brazil

### United States

Poland

Hungary

South Africa

Italy

Spain

Netherlands

Thailand

Belgium

New Zealand

Great Britain

Australia

Canada

Ireland

Malaysia

Sweden

Germany

Singapore

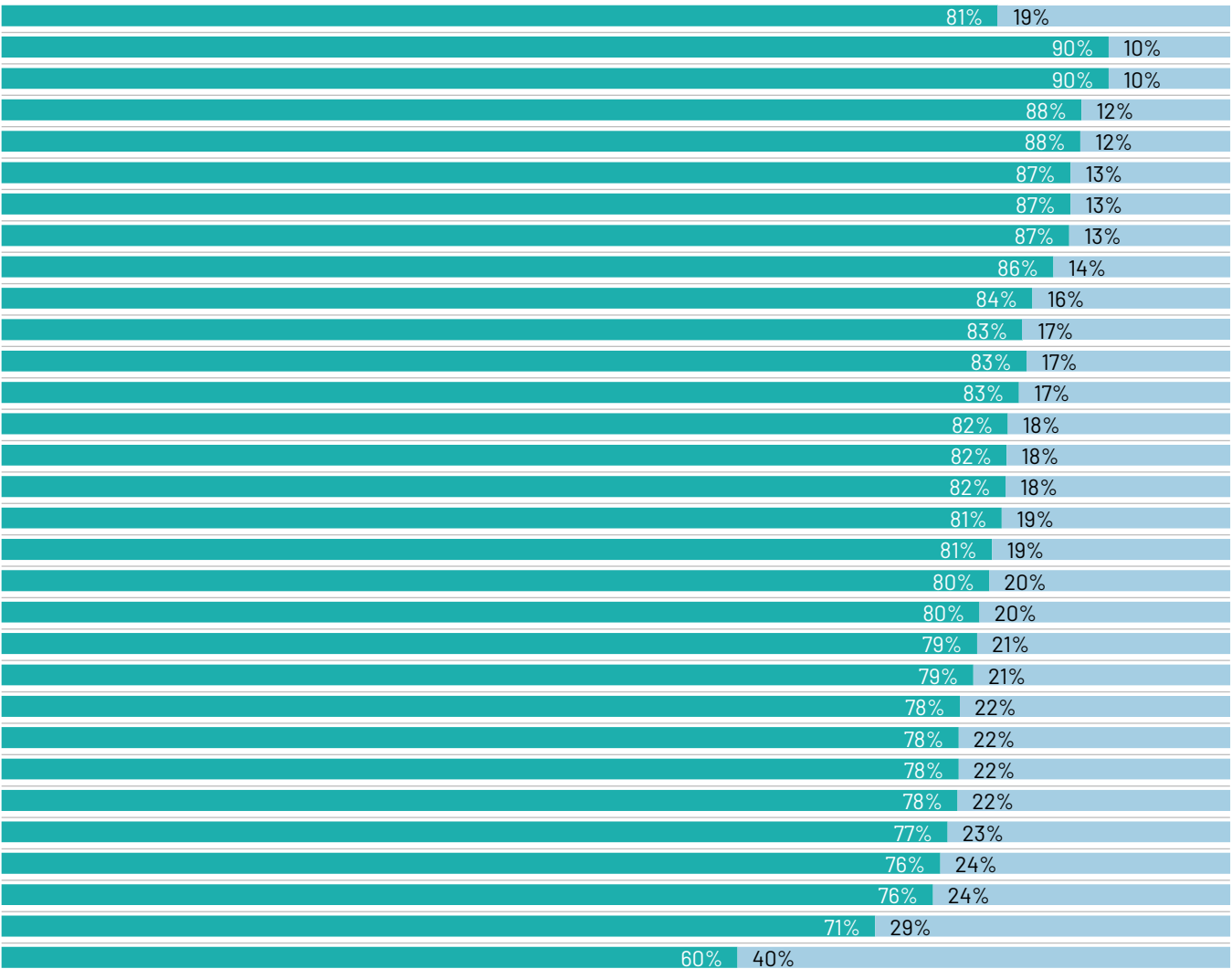
France

Japan

India

Democracy, human rights and the rule of law are  
"Universal Values" that all nations deserve and can aspire to

Democracy, human rights and the rule of law are  
"Western Values" and only possible in those countries.



# The role of free trade in a global economy

Q: Free trade is beneficial for my country's economy

Base: 22,989 online adults under the age of 75 across 30 countries, interviewed 20 September - 4 October, 2024.

## Country

### 30-country average

Netherlands

Mexico

Malaysia

Poland

Great Britain

Ireland

Peru

Singapore

New Zealand

Thailand

South Korea

Indonesia

India

Colombia

South Africa

Chile

Australia

**United States**

Germany

Argentina

**Canada**

Brazil

Sweden

Belgium

Türkiye

Italy

Hungary

Spain

Japan

France

## % Somewhat/strongly agree

**70%**

80%

80%

79%

78%

76%

76%

76%

75%

75%

72%

72%

72%

72%

71%

71%

71%

70%

**69%**

68%

67%

**66%**

66%

65%

65%

65%

63%

63%

61%

55%

49%

## Change 2023

-10 pp

-2 pp

-9 pp

-5 pp

-4 pp

-11 pp

-13 pp

-10 pp

-16 pp

-14 pp

-12 pp

-9 pp

-2 pp

-11 pp

-7 pp

-12 pp

-12 pp

-14 pp

-14 pp

-7 pp

-14 pp

-15 pp

-9 pp

-15 pp

-6 pp

-8 pp

-7 pp

-11 pp

-11 pp

-14 pp

-12 pp





# Respect of global institutions

Q: I would have more respect for global institutions and agreements if democratic nations had more influence over them than authoritarian nations

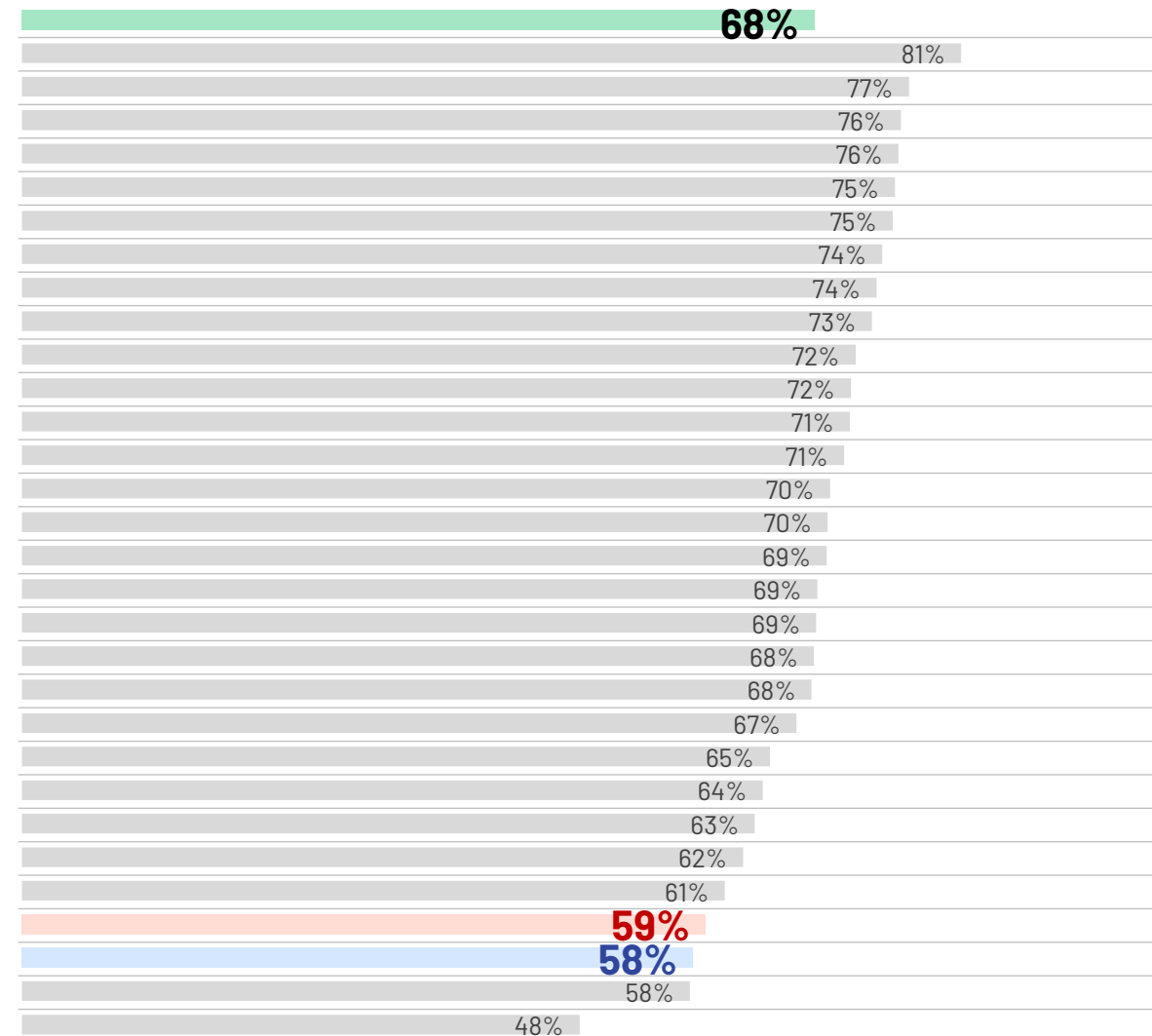
Base: 22,989 online adults under the age of 75 across 30 countries, interviewed 20 September - 4 October, 2024.

## Country

### 30-country average

Indonesia
Poland
Thailand
Colombia
Malaysia
Mexico
Singapore
South Africa
Türkiye
South Korea
Sweden
Peru
India
Chile
Netherlands
Spain
Argentina
Ireland
Italy
Belgium
New Zealand
Hungary
Brazil
Australia
Germany
Great Britain
<b>Canada</b>
<b>United States</b>
France
Japan

## % Somewhat/strongly agree



## Change 2023

-12 pp
-9 pp
-11 pp
-9 pp
-6 pp
-6 pp
-6 pp
-9 pp
-12 pp
-4 pp
-10 pp
-10 pp
-16 pp
-15 pp
-14 pp
-12 pp
-9 pp
-14 pp
-14 pp
-6 pp
-4 pp
-11 pp
-9 pp
-11 pp
-16 pp
-11 pp
-13 pp
-19 pp
-15 pp
-15 pp
-15 pp



# Role of U.S., NATO and allies

Q: The United States and its allies, including the North Atlantic Treaty Organization (NATO) make the world more secure

Base: 22,989 online adults under the age of 75 across 30 countries, interviewed 20 September - 4 October, 2024.

## Country

### 30-country average

Poland

India

Netherlands

Thailand

### United States

South Korea

Great Britain

Sweden

Colombia

Hungary

Australia

New Zealand

### Canada

Germany

Peru

Belgium

Singapore

Ireland

Spain

Chile

South Africa

Brazil

France

Italy

Mexico

Malaysia

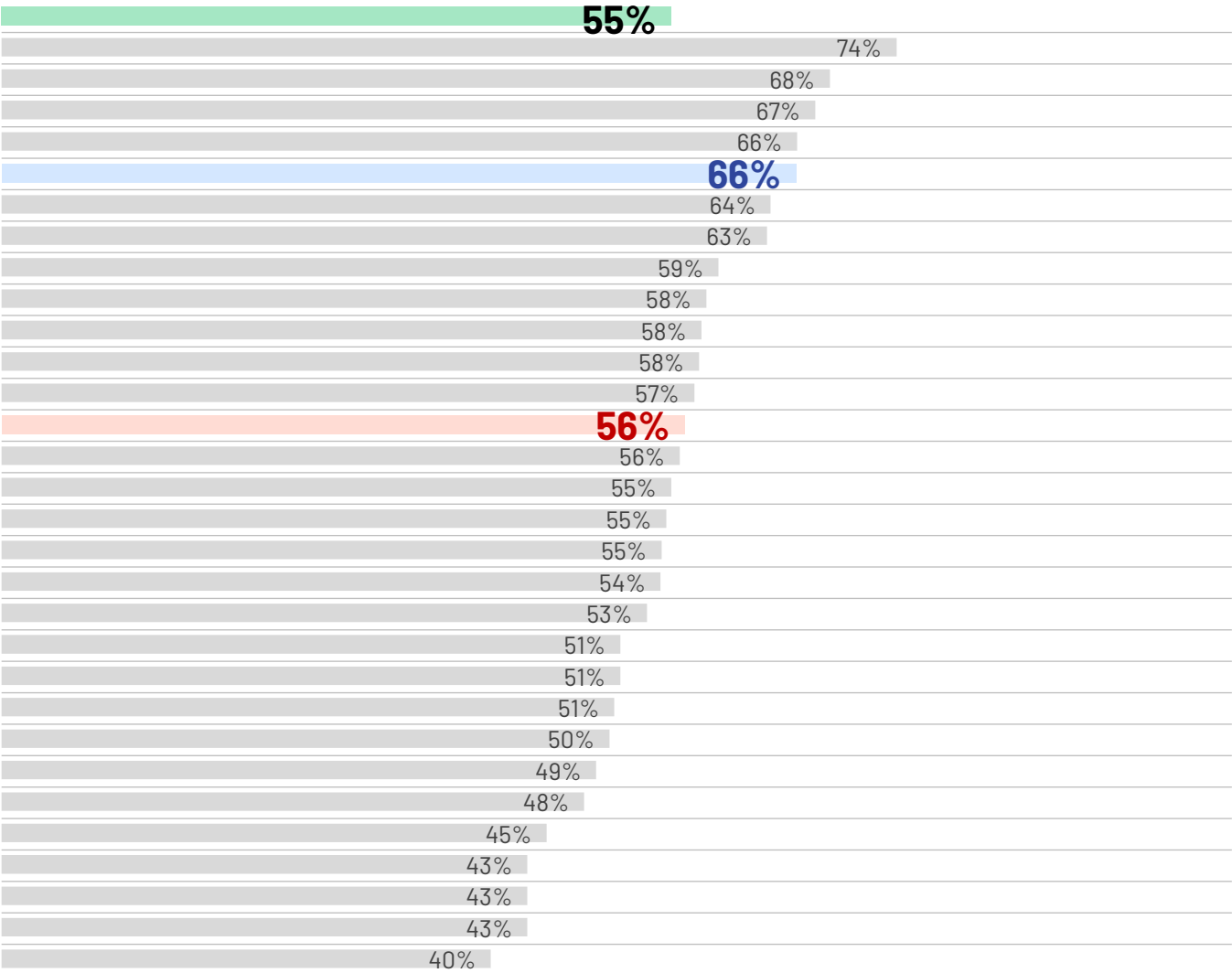
Argentina

Indonesia

Japan

Türkiye

## % Somewhat/strongly agree



# Role of the U.S. as democratic leader

Q: When it comes to achieving positive outcomes in the world, the United States continues to be the most reliable leader for democratic nations

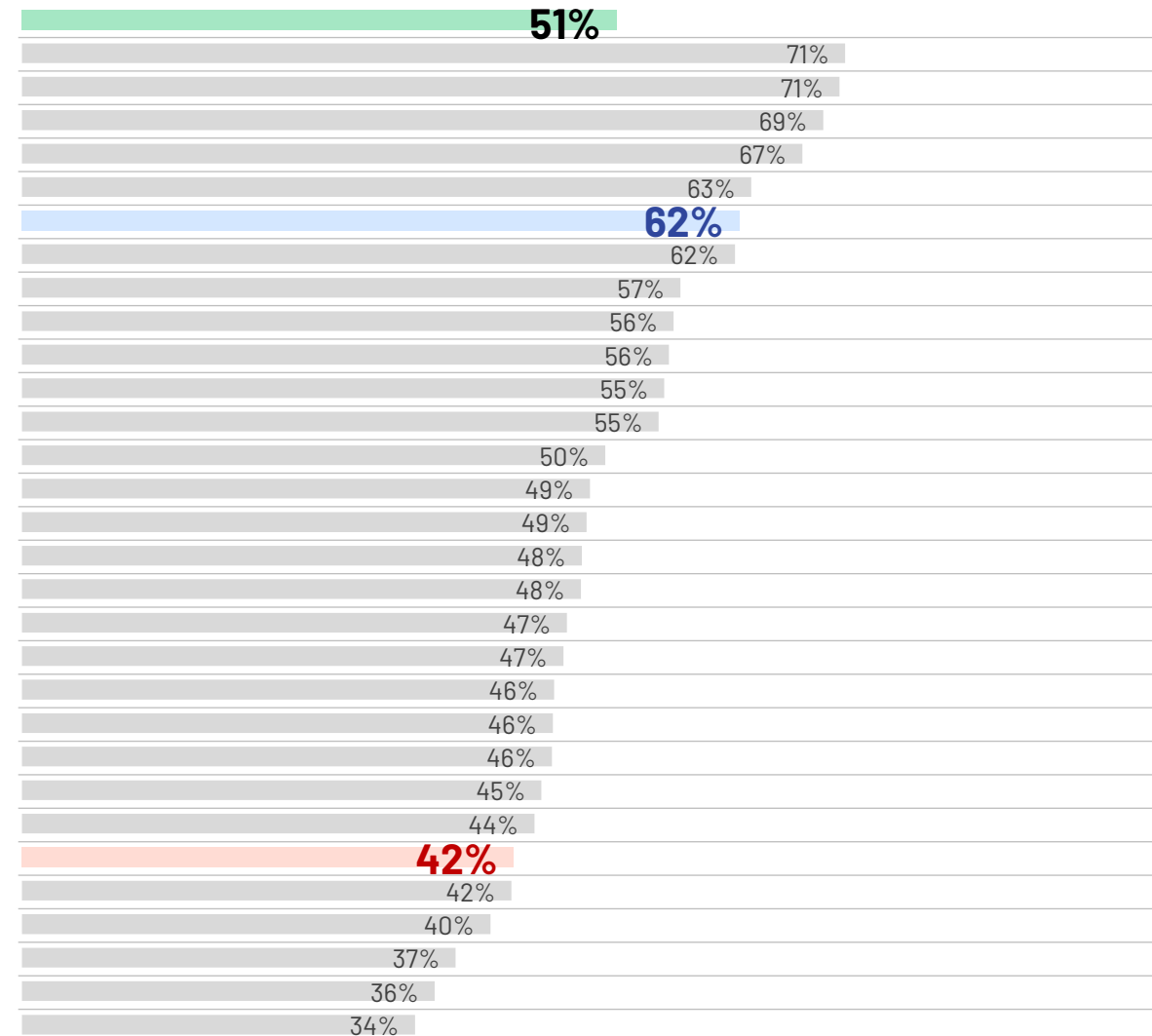
Base: 22,989 online adults under the age of 75 across 30 countries, interviewed 20 September - 4 October, 2024.

## Country

### 30-country average

India
Poland
Peru
Thailand
South Korea
<b>United States</b>
Colombia
Brazil
Chile
South Africa
Argentina
Singapore
Malaysia
France
Spain
Japan
Italy
Mexico
Germany
Indonesia
Ireland
Belgium
Hungary
Australia
<b>Canada</b>
Netherlands
Great Britain
New Zealand
Sweden
Türkiye

## % Somewhat/strongly agree



## Change 2023

-7 pp
-12 pp
-8 pp
-6 pp
-11 pp
-2 pp
-2 pp
-7 pp
-8 pp
-3 pp
-7 pp
-4 pp
-5 pp
-1 pp
-1 pp
-8 pp
-16 pp
-8 pp
-10 pp
-4 pp
-9 pp
-4 pp
0 pp
-2 pp
-9 pp
-5 pp
-6 pp
-9 pp
-4 pp
-6 pp
-8 pp



# Digital technology impact

Q: The revolution in digital technology will undermine and destroy the democratic freedoms that exist in the world today

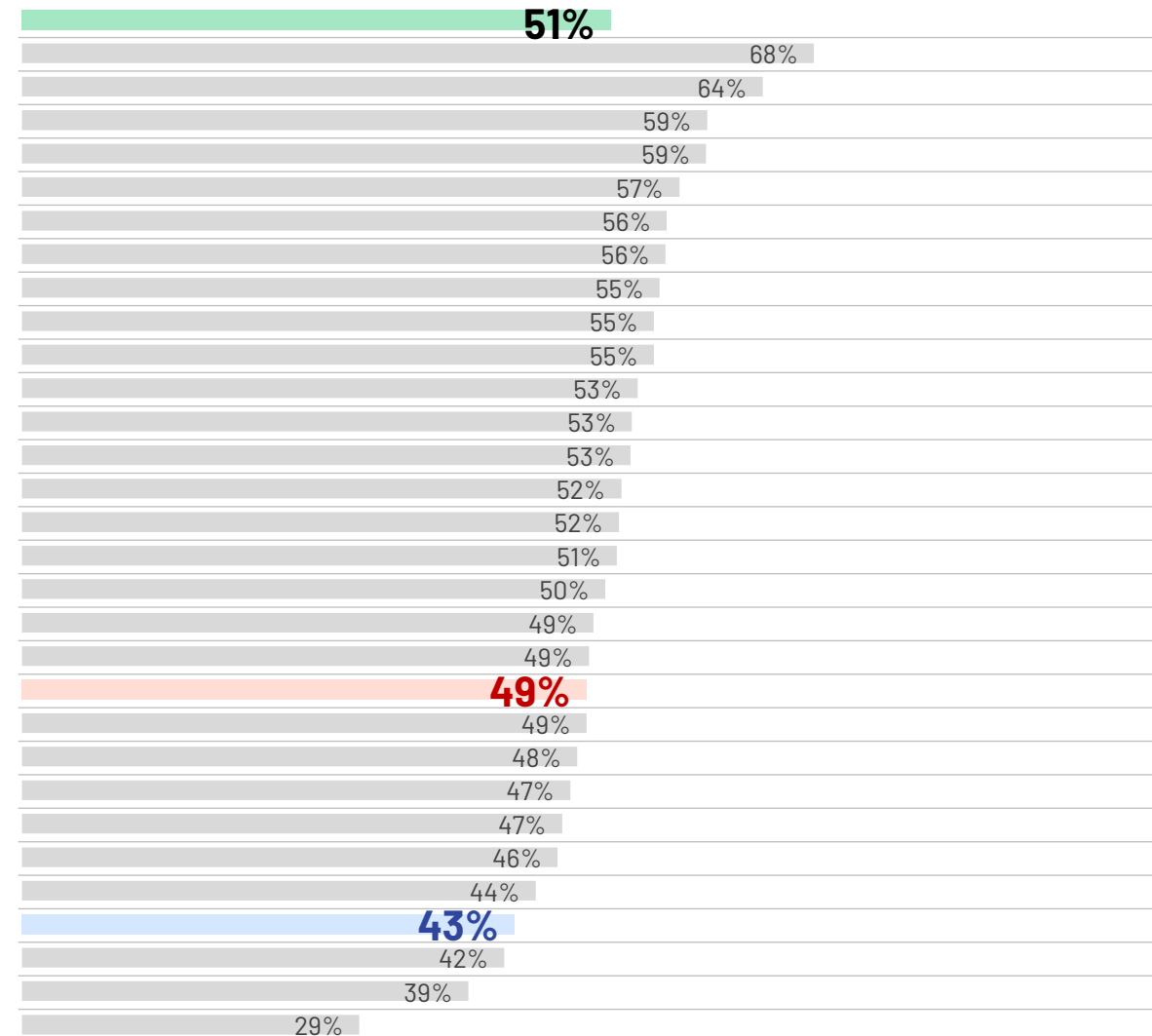
Base: 22,989 online adults under the age of 75 across 30 countries, interviewed 20 September - 4 October, 2024.

## Country

### 30-country average

India
Malaysia
Colombia
Peru
Singapore
Belgium
South Africa
Türkiye
Indonesia
Thailand
Ireland
Australia
Poland
New Zealand
France
Mexico
Spain
Netherlands
Hungary
<b>Canada</b>
Chile
Argentina
Great Britain
Brazil
Germany
South Korea
<b>United States</b>
Italy
Sweden
Japan

## % Somewhat/strongly agree



## Change 2023

-8 pp
-13 pp
-2 pp
-8 pp
-9 pp
-8 pp
-4 pp
-6 pp
-10 pp
-1 pp
-7 pp
-11 pp
-7 pp
-2 pp
-4 pp
-9 pp
-15 pp
-10 pp
-6 pp
1 pp
-12 pp
-10 pp
-7 pp
-12 pp
-9 pp
-5 pp
0 pp
-18 pp
-5 pp
-11 pp
-10 pp



# Methodology



# METHODOLOGY

These are the results of a 30-country survey conducted by Ipsos on its Global Advisor online platform and, in India, on its IndiaBus platform, between Friday, September 20 and Friday, October 4, 2024. For this survey, Ipsos interviewed a total of 22,989 adults aged 18 years and older in India, 18-74 in Canada, Malaysia, South Africa, Türkiye, and the United States, 20-74 in Thailand, 21-74 in Indonesia and Singapore, and 16-74 in all other countries.

The sample consists of approximately 1,000 individuals each in Australia, Brazil, Canada, France, Germany, Great Britain, Italy, Japan, New Zealand, Spain, and the U.S., and 500 individuals each in Argentina, Belgium, Chile, Colombia, Hungary, Indonesia, Ireland, Israel, Malaysia, Mexico, the Netherlands, Peru, Poland, Singapore, South Africa, South Korea, Sweden, Thailand, and Türkiye. The sample in India consists of approximately 2,000 individuals, of whom approximately 1,800 were interviewed face-to-face and 200 were interviewed online.

Samples in Argentina, Australia, Belgium, Canada, France, Germany, Great Britain, Hungary, Italy, Japan, the Netherlands, Poland, South Korea, Spain, Sweden, and the U.S. can be considered representative of their general adult populations under the age of 75.

Samples in Brazil, Chile, Colombia, Indonesia, Israel, Malaysia, Mexico, Peru, Singapore, South Africa, Thailand, and Türkiye are more urban, more educated, and/or more affluent than the general population. The survey results for these countries should be viewed as reflecting the views of the more “connected” segment of their population.

India’s sample represents a large subset of its urban population – social economic classes A, B and C in metros and tier 1-3 town classes across all four zones.

The data is weighted so that the composition of each country’s sample best reflects the demographic profile of the adult population according to the most recent census data. “The 30-country average” reflects the average result for all the countries and markets in

which the survey was conducted. It has not been adjusted to the population size of each country or market and is not intended to suggest a total result.

When percentages do not sum up to 100 or the ‘difference’ appears to be +/-1 percentage point more/less than the actual result, this may be due to rounding, multiple responses, or the exclusion of “don’t know” or not stated responses.

The precision of Ipsos online polls is calculated using a credibility interval with a poll where N=1,000 being accurate to +/- 3.5 percentage points and of where N=500 being accurate to +/- 5.0 percentage points. For more information on Ipsos’ use of credibility intervals, please visit the Ipsos website.

The publication of these findings abides by local rules and regulations.



# For more information

**Dr. Darrell Bricker**

Global CEO

Ipsos Public Affairs

[Darrell.Bricker@ipsos.com](mailto:Darrell.Bricker@ipsos.com)