

WHAT WORRIES THE WORLD?

GERMANY REPORT

December 2024

GERMANY SUMMARY: DECEMBER 2024

Top five worries

Q: Which three of the following topics do you find the most worrying in your country?

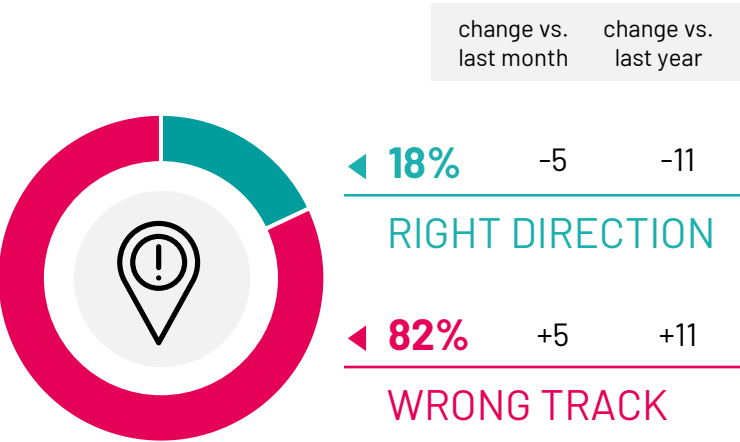
		change vs. last month	change vs. last year
Immigration control	<div></div> 35%	-9	-7
Poverty & social inequality	<div></div> 33%	+2	+2
Inflation	<div></div> 31%	-2	-7
Military conflict between	<div></div> 26%	+7	+10
Crime & violence	<div></div> 25%	-4	+2

Base: Representative sample of German adults aged 16-74. c.1000 per month

Source: Ipsos Global Advisor. Global score is a Global Country Average. See methodology for details. Filter: Country: Germany | Current Wave: Dec 24

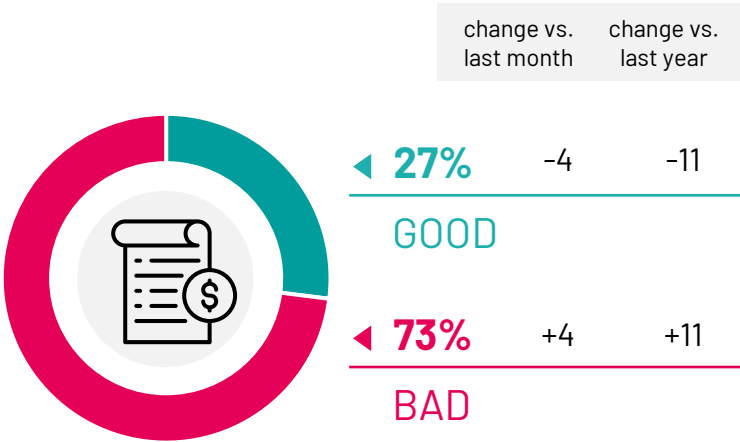
State of the country

Q: Generally speaking, would you say things in this country are heading in the right direction, or are they off on the wrong track?



State of the economy

Q: How would you describe the current economic situation in your country?



WORLD SUMMARY: DECEMBER 2024

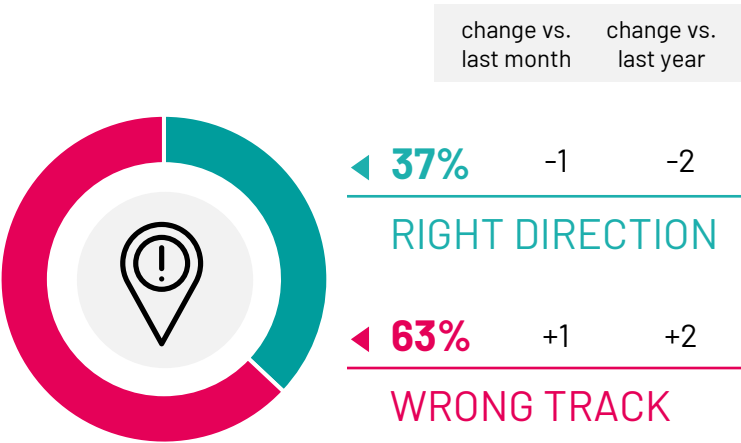
Top five worries

Q: Which three of the following topics do you find the most worrying in your country?

		change vs. last month	change vs. last year
Inflation	<div></div> 32%	=	-5
Crime & violence	<div></div> 31%	-1	+1
Poverty & social inequality	<div></div> 29%	-1	-1
Unemployment	<div></div> 27%	+1	=
Financial/political corruption	<div></div> 27%	+1	+1

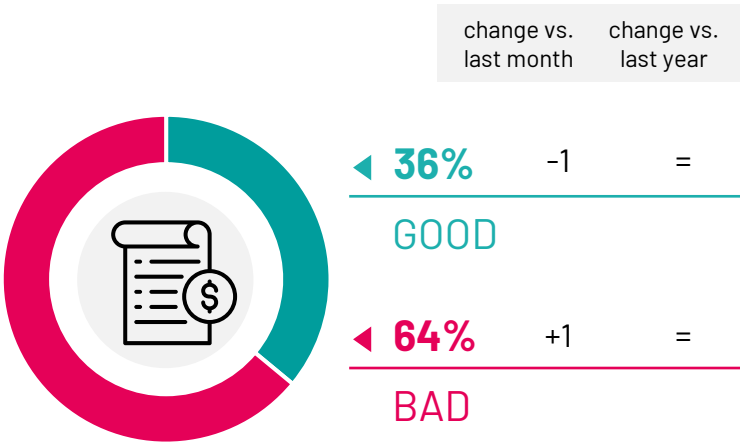
State of the country

Q: Generally speaking, would you say things in this country are heading in the right direction, or are they off on the wrong track?



State of the economy

Q: How would you describe the current economic situation in your country?



Base: Representative sample of 23,287 adults aged 16-74 in 29 participating countries, November 22nd 2024 - December 6th 2024.

Source: Ipsos Global Advisor. Global score is a Global Country Average. See methodology for details. Filter: Country: World | Current Wave: Dec 24



DIRECTION OF TRAVEL

- Country comparisons
- Trends over time: Germany
- Trends over time: World

Right vs. Wrong Direction Monitor

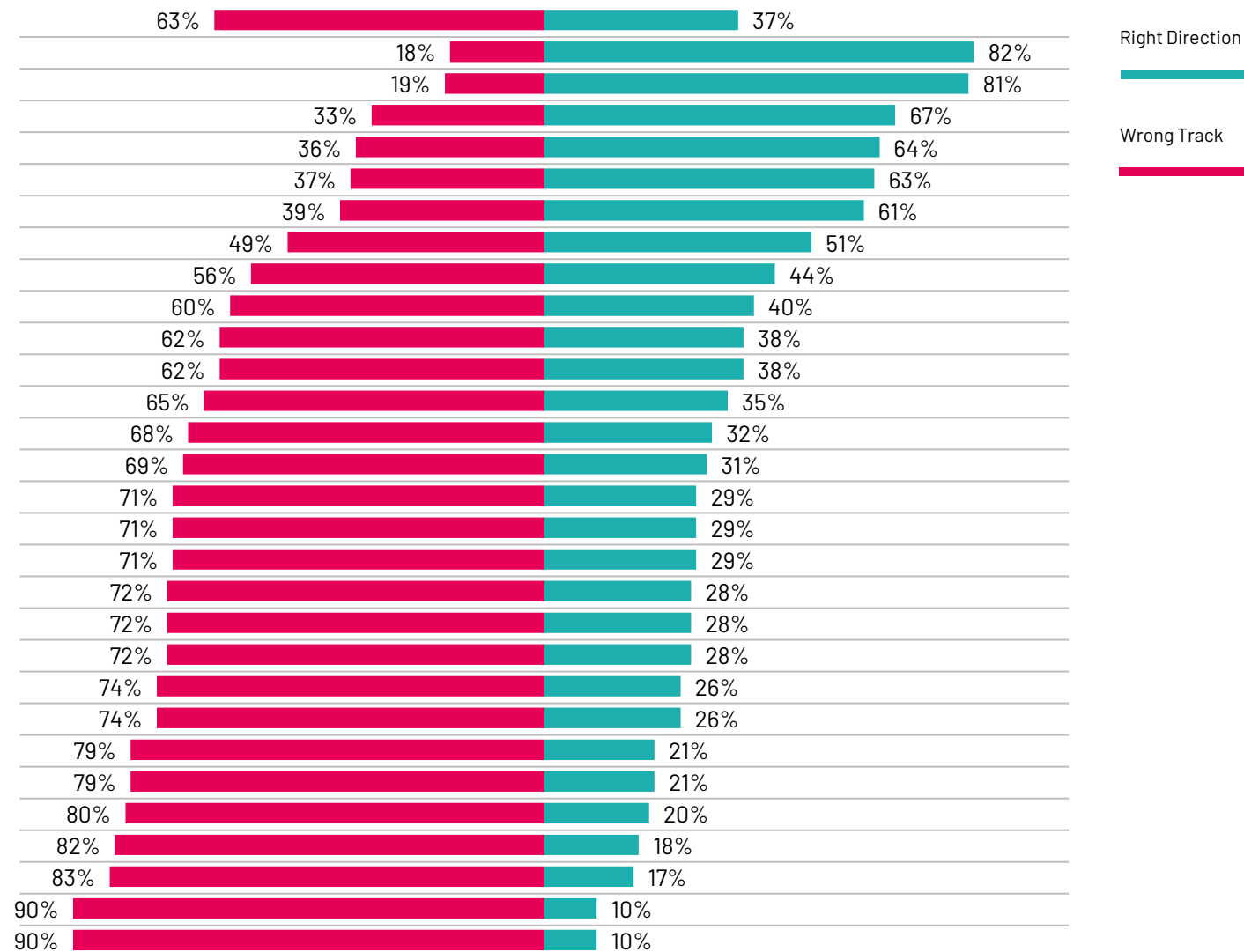
Base: Representative sample of 23,287 adults aged 16-74 in 29 participating countries, November 22nd 2024 - December 6th 2024.

Source: Ipsos Global Advisor. Global score is a Global Country Average. See methodology for details. **Filter:** Country: World | Current Wave: Dec 24

Country

World
Indonesia
Singapore
India
Malaysia
Argentina
Thailand
Mexico
Australia
Brazil
South Africa
Poland
US
Spain
Colombia
Chile
Great Britain
Canada
Israel
Italy
Belgium
Sweden
Japan
Türkiye
Netherlands
Hungary
Germany
South Korea
Peru
France

Q: Would you say things in this country are heading in the right direction, or are they off on the wrong track? (December 2024)

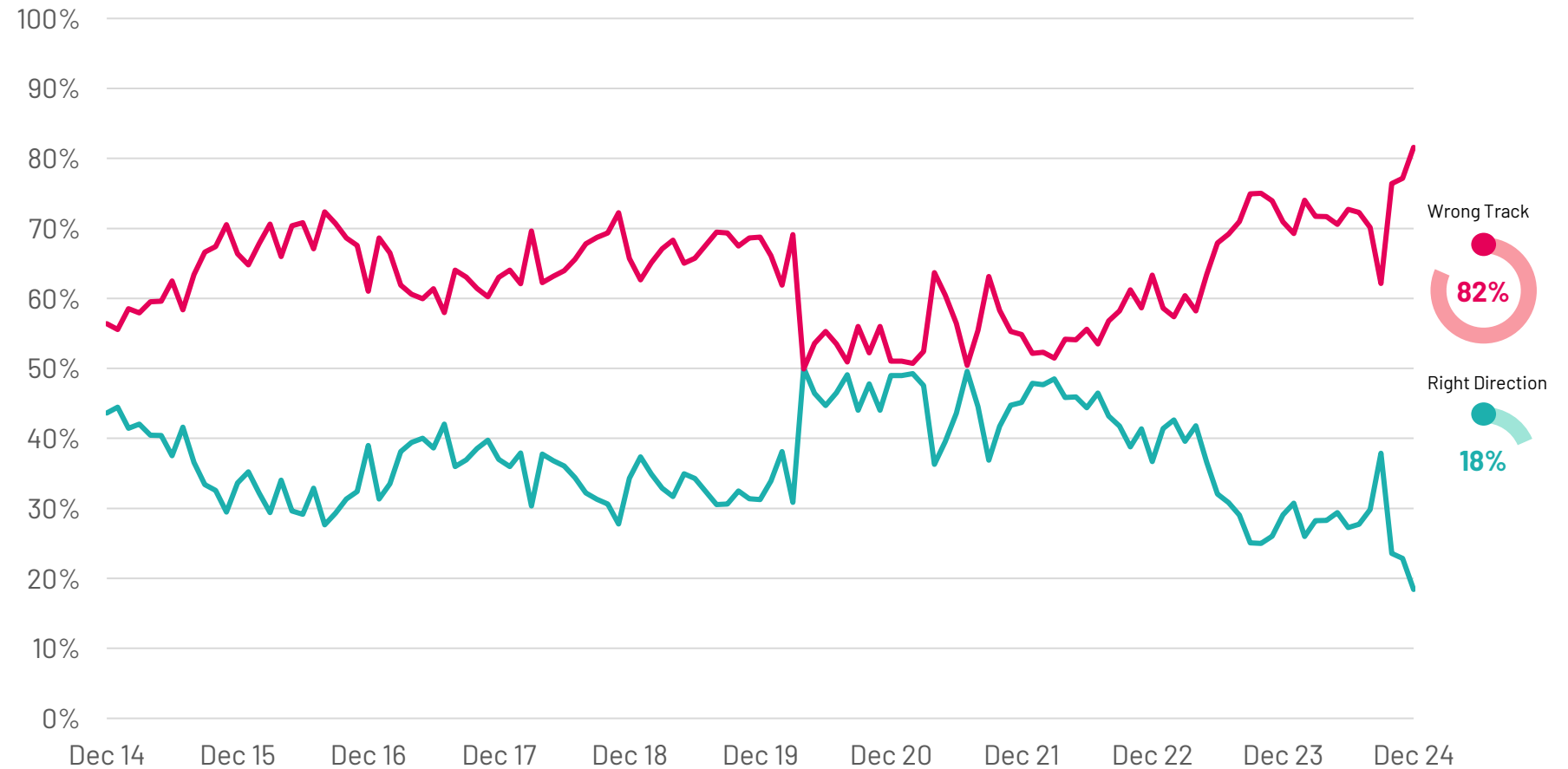


Germany Right/Wrong Direction

Base: Representative sample of German adults aged 16-74. c.1000 per month

Source: Ipsos Global Advisor. Global score is a Global Country Average. See methodology for details. **Filter:** Country: Germany | Current Wave: Dec 24

Q: Would you say things in this country are heading in the right direction, or are they off on the wrong track?



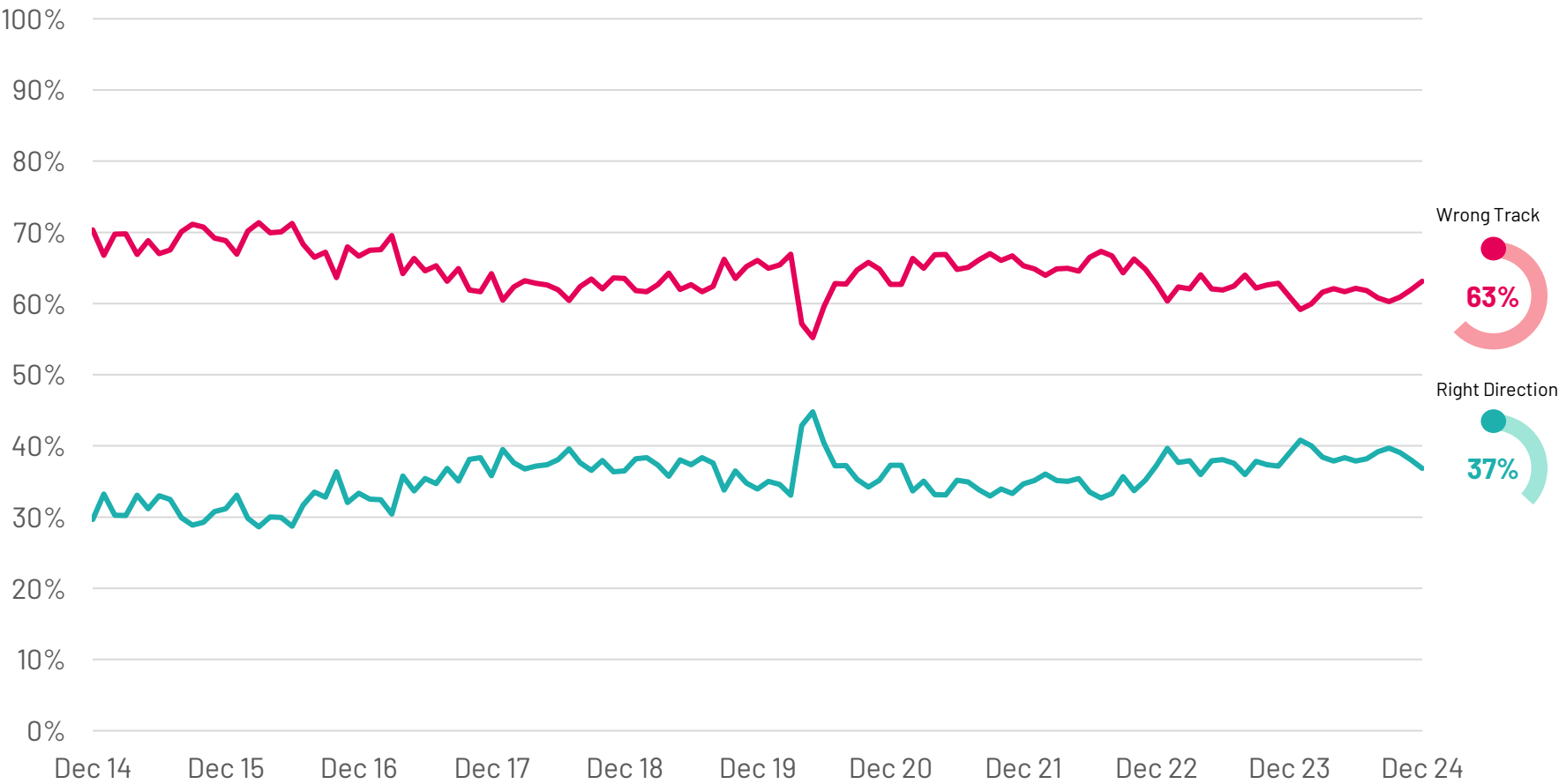
Global Right/Wrong Direction

Global country average score

Base: Representative sample of 23,287 adults aged 16-74 in 29 participating countries, November 22nd 2024 - December 6th 2024.

Source: Ipsos Global Advisor. Global score is a Global Country Average. See methodology for details. **Filter:** Country: World | Current Wave: Dec 24

Q: Would you say things in this country are heading in the right direction, or are they off on the wrong track?



GERMANY'S WORRIES

- Germany's top worries
- World's top worries
- Trends over time for worries: Germany & World

Germany's Worries

[Commentary]

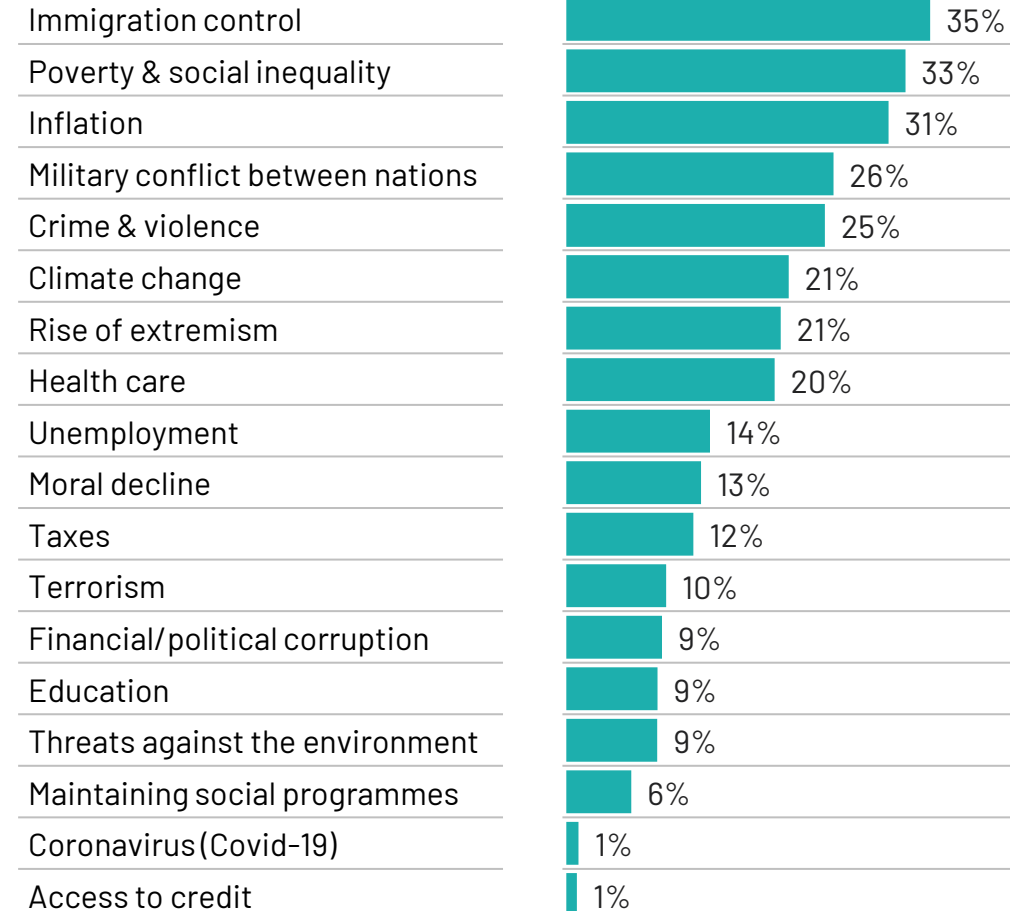
Base: Representative sample of German adults aged 16-74. c.1000 per month

Source: Ipsos Global Advisor. Global score is a Global Country Average. See methodology for details. **Filter:** Country: Germany | Current Wave: Dec 24

Q: Which three of the following topics do you find the most worrying in your country?

Worry

% mentioned in December 2024 (global country average)



World Worries

[Commentary]

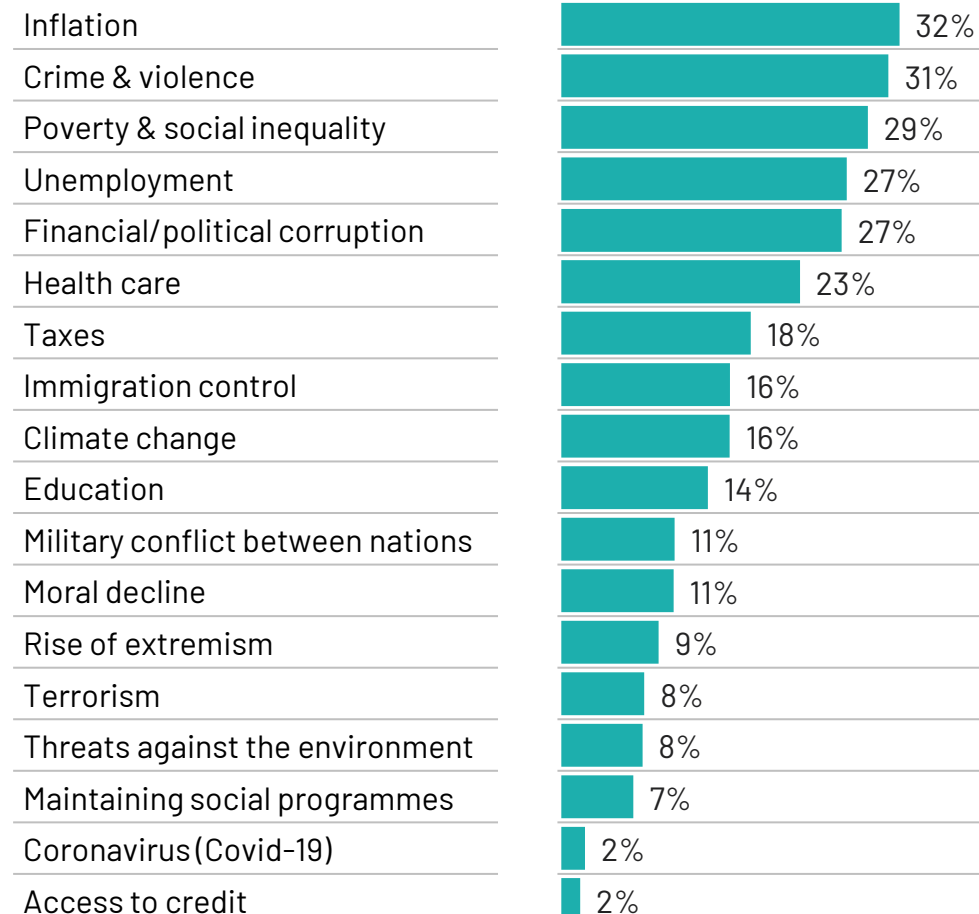
Base: Representative sample of 23,287 adults aged 16-74 in 29 participating countries, November 22nd 2024 - December 6th 2024.

Source: Ipsos Global Advisor. Global score is a Global Country Average. See methodology for details. **Filter:** Country: World | Current Wave: Dec 24

Q: Which three of the following topics do you find the most worrying in your country?

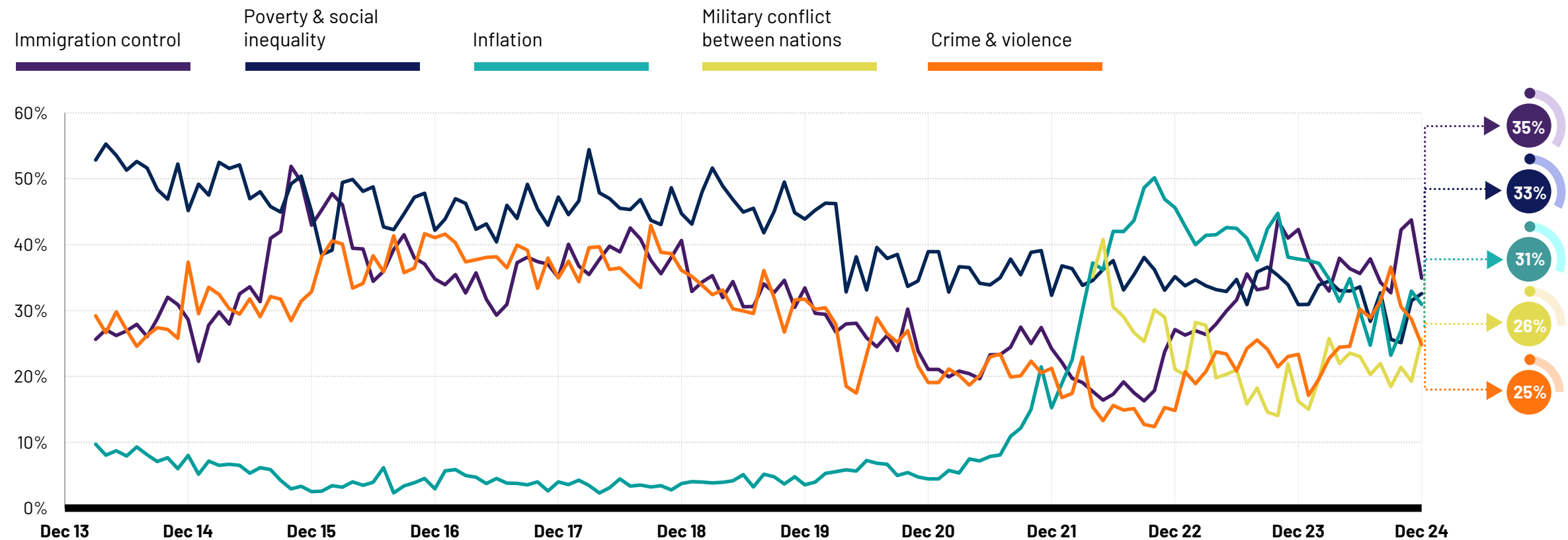
Worry

% mentioned in December 2024 (global country average)



Germany's current top five worries: long-term trend

Q: Which three of the following topics do you find the most worrying in your country?

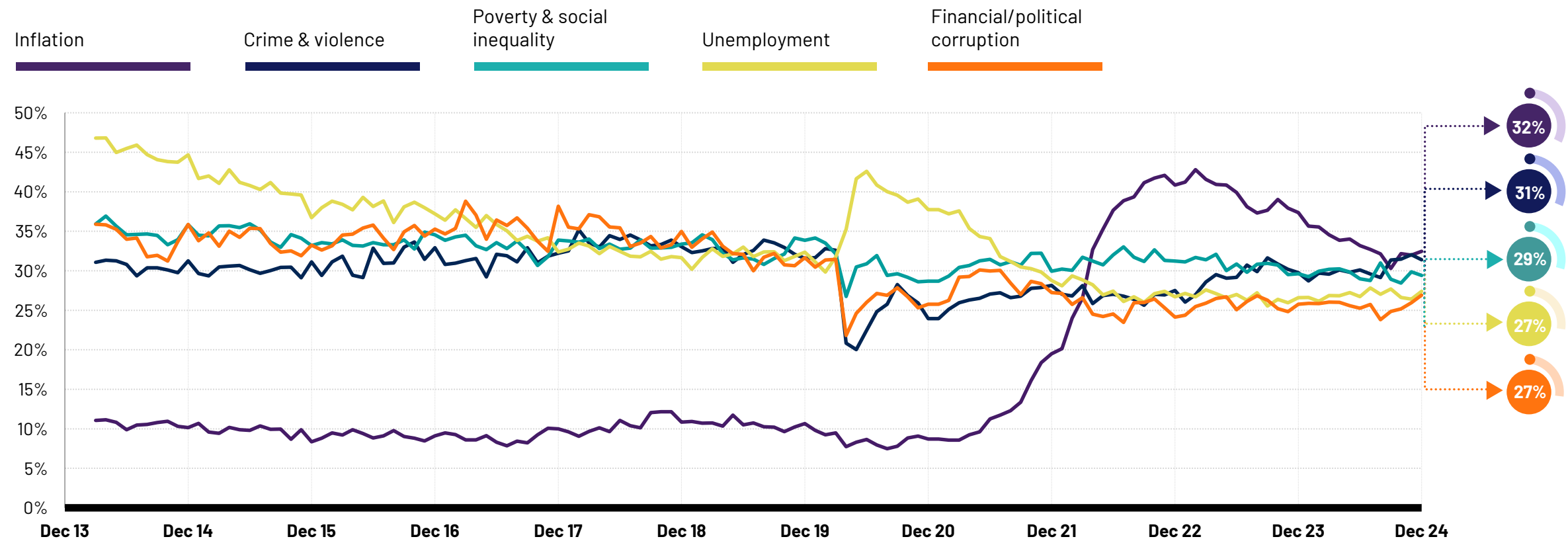


Base: Representative sample of German adults aged 16-74. c.1000 per month
Source: Ipsos Global Advisor. Global score is a Global Country Average. See methodology for details. Filter: Country: Germany | Current Wave: Dec 24



World's current top five worries: long-term trend

Q: Which three of the following topics do you find the most worrying in your country? Global country average



Base: Representative sample of 23,287 adults aged 16-74 in 29 participating countries, November 22nd 2024 - December 6th 2024.

Source: Ipsos Global Advisor. Global score is a Global Country Average. See methodology for details. Filter: Country: World | Current Wave: Dec 24



WORLD WORRIES COUNTRY COMPARISON

- Country comparison of all 18 concerns

1. Inflation

[Commentary]

Base: Representative sample of 23,287 adults aged 16-74 in 29 participating countries, November 22nd 2024 - December 6th 2024.

Source: Ipsos Global Advisor. Global score is a Global Country Average. See methodology for details. **Filter:** Country: World | Current Wave: Dec 24

Country

Country		Change from 12-month last month	change
World	32%	=	-5
Singapore	60%	-3	+2
Türkiye	51%	+6	-8
Australia	49%	-1	-3
Canada	49%	+7	-8
US	46%	-4	+3
India	45%	+1	+2
Poland	43%	-1	-5
Argentina	38%	-1	-32
Mexico	38%	-1	+5
Hungary	38%	-2	=
France	37%	+6	-4
South Korea	36%	+4	-3
Germany	31%	-2	-7
Japan	30%	+1	-1
Great Britain	30%	+2	-7
Chile	29%	+3	-9
Malaysia	28%	-2	-12
Thailand	28%	-2	-2
Spain	27%	-1	-12
Belgium	27%	-1	+1
Brazil	26%	+2	+4
Italy	25%	+2	-6
Colombia	24%	-1	-11
Israel	23%	+6	+7
South Africa	19%	=	-8
Netherlands	18%	-3	-4
Peru	16%	+5	-7
Sweden	16%	-2	-16
Indonesia	15%	-4	-2

2. Crime & violence

[Commentary]

Base: Representative sample of 23,287 adults aged 16-74 in 29 participating countries, November 22nd 2024 - December 6th 2024.

Source: Ipsos Global Advisor. Global score is a Global Country Average. See methodology for details. **Filter:** Country: World | Current Wave: Dec 24

Country

Country		Change from 12-month last month	change
World	31%	-1	+1
Peru	65%	=	+7
Chile	64%	+1	=
Mexico	59%	=	+7
Sweden	57%	-5	-6
South Africa	54%	-2	+1
Argentina	44%	+6	+1
Colombia	44%	+2	+6
Brazil	41%	-1	-1
Australia	34%	+2	+9
France	32%	=	-5
Italy	32%	+5	+4
Türkiye	29%	-10	+11
Japan	28%	-4	+11
US	28%	=	-3
Israel	28%	=	-6
Malaysia	27%	-3	+3
Belgium	26%	+1	+2
Great Britain	26%	=	+3
India	25%	+2	+1
Germany	25%	-4	+2
Thailand	24%	=	-5
Netherlands	22%	-1	+6
Canada	22%	-1	+3
Indonesia	19%	-1	-3
Spain	18%	=	+1
South Korea	14%	-3	-8
Singapore	10%	+1	+4
Hungary	8%	=	-1
Poland	7%	=	+2

3. Poverty & social inequality

[Commentary]

Base: Representative sample of 23,287 adults aged 16-74 in 29 participating countries, November 22nd 2024 - December 6th 2024.

Source: Ipsos Global Advisor. Global score is a Global Country Average. See methodology for details. **Filter:** Country: World | Current Wave: Dec 24

Country

World	29%
Argentina	43%
Hungary	41%
Thailand	40%
Indonesia	39%
Brazil	37%
South Africa	36%
Türkiye	35%
Japan	34%
Colombia	33%
Germany	33%
Belgium	31%
Netherlands	31%
France	29%
Peru	29%
Great Britain	28%
Chile	28%
Australia	27%
Malaysia	27%
Canada	26%
Spain	26%
Italy	26%
Israel	24%
Mexico	23%
Poland	23%
South Korea	23%
India	22%
Singapore	21%
Sweden	20%
US	17%

Change from 12-month last month change

-1	-1
-2	+8
-3	=
-3	-4
-12	-5
-1	=
+1	+2
+3	=
=	-2
+1	+1
+2	+2
+4	+7
-3	-9
+3	+4
-4	-4
=	-3
+4	+6
=	=
-2	-2
-1	+2
-1	-5
-1	+1
+1	+8
-3	-9
+1	+8
+1	-4
+3	+3
+3	-6
-1	-3
-3	=

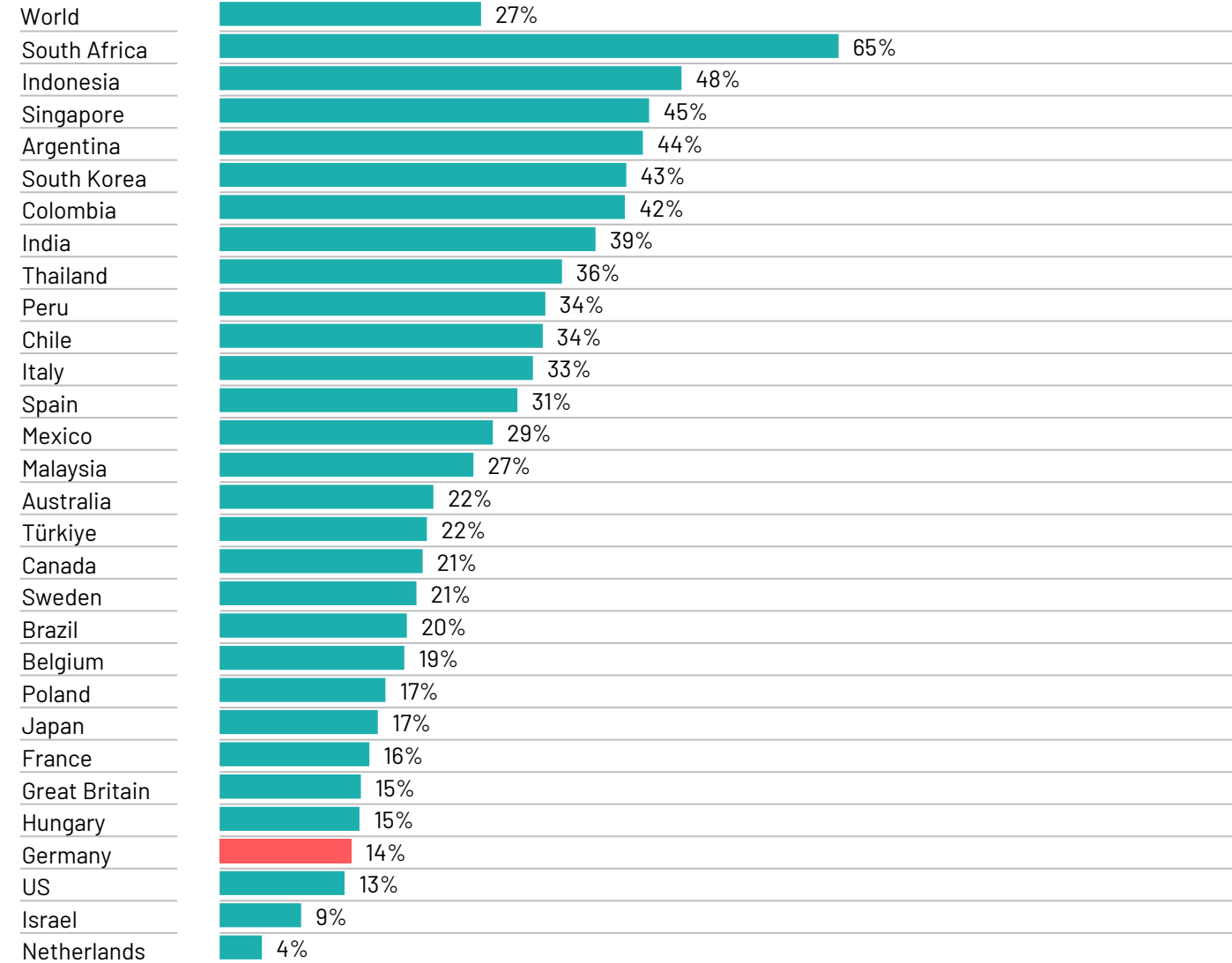
4. Unemployment

[Commentary]

Base: Representative sample of 23,287 adults aged 16-74 in 29 participating countries, November 22nd 2024 - December 6th 2024.

Source: Ipsos Global Advisor. Global score is a Global Country Average. See methodology for details. **Filter:** Country: World | Current Wave: Dec 24

Country



Change from 12-month last month change

+1	=
-1	+2
+8	+3
+6	+15
-5	+12
+7	+4
=	+5
-2	-2
+7	+9
+3	-2
+5	+1
-1	-2
=	-9
-2	-8
-5	+1
=	-2
+4	-6
=	+1
+2	+6
-2	-6
+2	+4
-2	+5
=	-3
+4	+1
+4	+2
-3	-5
+4	+5
+1	-1
-3	-6
-1	-2

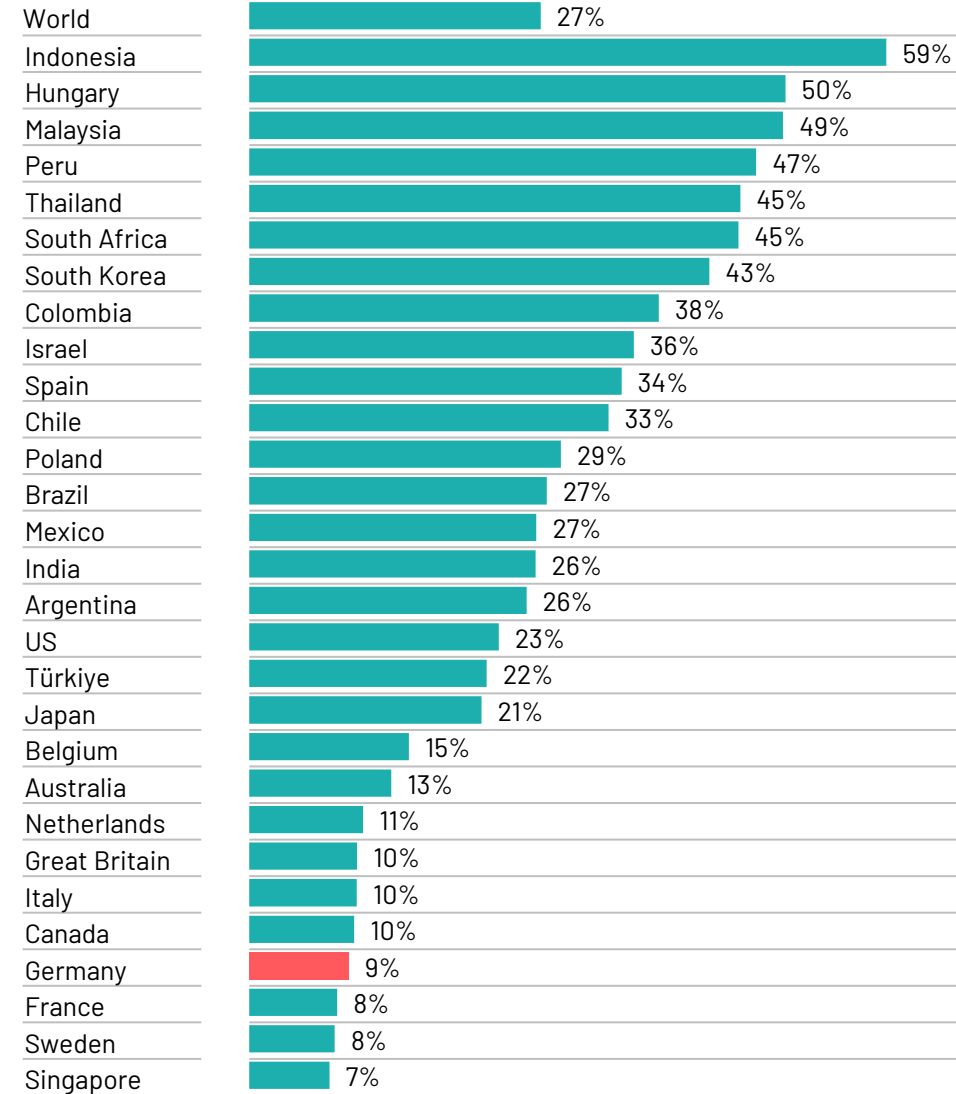
5. Financial/political corruption

[Commentary]

Base: Representative sample of 23,287 adults aged 16-74 in 29 participating countries, November 22nd 2024 - December 6th 2024.

Source: Ipsos Global Advisor. Global score is a Global Country Average. See methodology for details. **Filter:** Country: World | Current Wave: Dec 24

Country



Change from 12-month last month change

+1	+1
+7	+1
-2	+8
+4	-1
=	-5
=	+4
-1	-5
+4	+9
+5	+3
+15	+6
+3	+13
-2	+4
+5	-3
=	+2
+4	+7
=	+4
+3	-8
+2	+7
-3	=
-3	+2
+4	-4
+1	+1
+4	+1
-3	-5
-4	-2
-1	-2
=	-1
-2	=
-3	+1
-6	-2

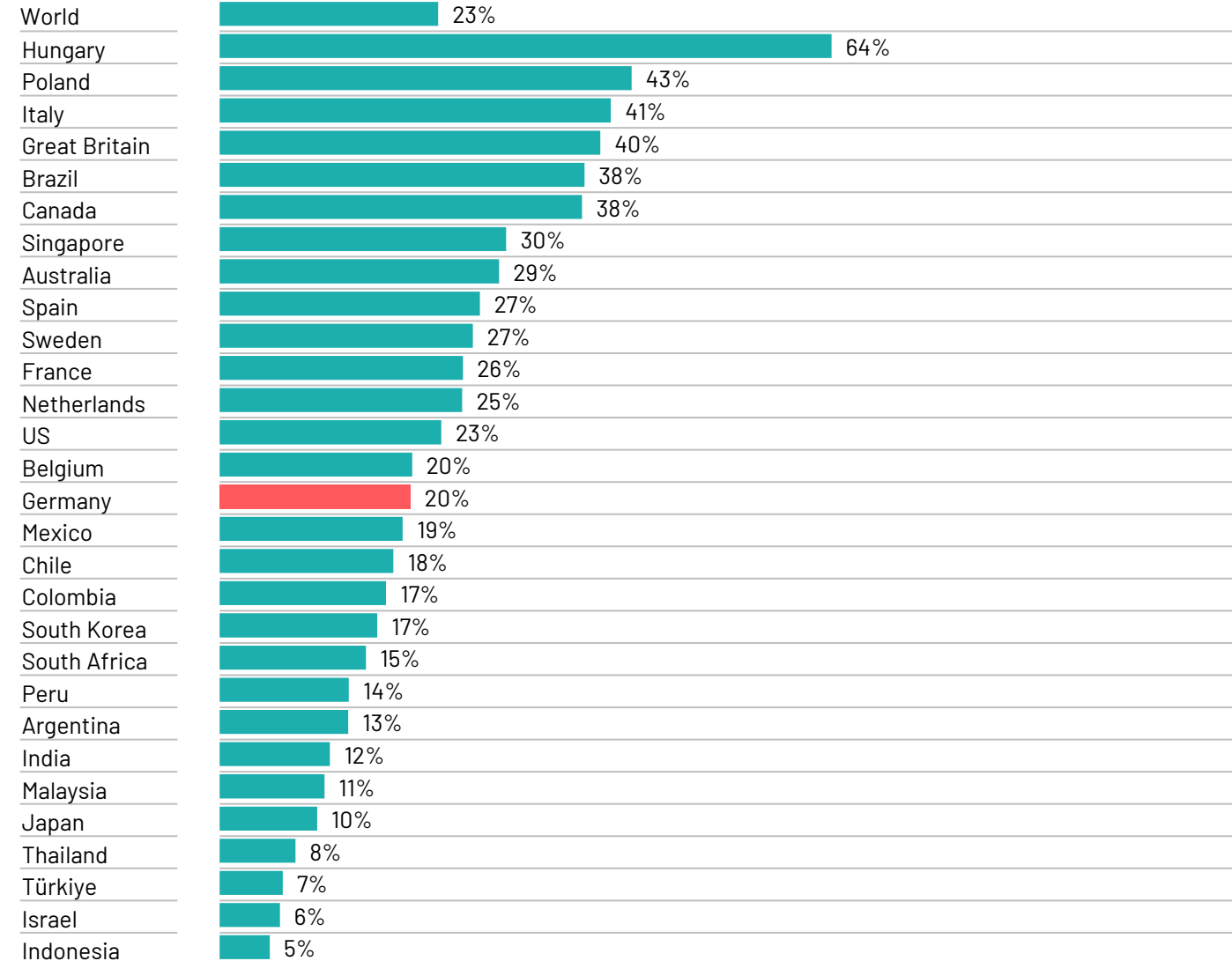
6. Health care

[Commentary]

Base: Representative sample of 23,287 adults aged 16-74 in 29 participating countries, November 22nd 2024 - December 6th 2024.

Source: Ipsos Global Advisor. Global score is a Global Country Average. See methodology for details. **Filter:** Country: World | Current Wave: Dec 24

Country



Change from 12-month last month change

=	+2
+5	+6
=	+10
+4	+10
-4	=
+1	+7
-6	-4
+2	+5
-3	-3
-5	-2
+4	+11
+1	+9
-4	-15
=	-1
-1	+2
=	=
+1	+2
-3	=
-4	+12
+2	+5
-3	-3
-2	+3
=	-1
+1	+4
+1	-2
-1	-2
+2	+3
+1	-1
-3	-2

7. Taxes

[Commentary]

Base: Representative sample of 23,287 adults aged 16-74 in 29 participating countries, November 22nd 2024 - December 6th 2024.

Source: Ipsos Global Advisor. Global score is a Global Country Average. See methodology for details. **Filter:** Country: World | Current Wave: Dec 24

Country

Country		Change from 12-month	
		last month	change
World	18%	+1	+2
Italy	31%	+6	+4
Japan	31%	=	-6
Belgium	31%	-6	+1
Canada	28%	+3	+1
France	25%	-1	+10
Israel	23%	-2	+11
Brazil	22%	-4	-3
Great Britain	22%	+1	+8
Poland	22%	+4	+3
India	22%	+2	+6
Spain	21%	+5	=
Argentina	20%	-1	+4
Singapore	20%	+5	+3
Türkiye	20%	+5	+4
US	18%	+3	+4
Indonesia	17%	+5	+11
Malaysia	17%	+5	+3
Colombia	16%	+3	-10
Australia	15%	-3	+1
Mexico	14%	+1	-5
South Korea	13%	+2	+1
Germany	12%	+2	-1
South Africa	12%	+2	+3
Thailand	11%	=	+1
Sweden	10%	-2	=
Netherlands	10%	-4	-6
Hungary	10%	-1	+6
Chile	9%	-2	+4
Peru	6%	+4	+2

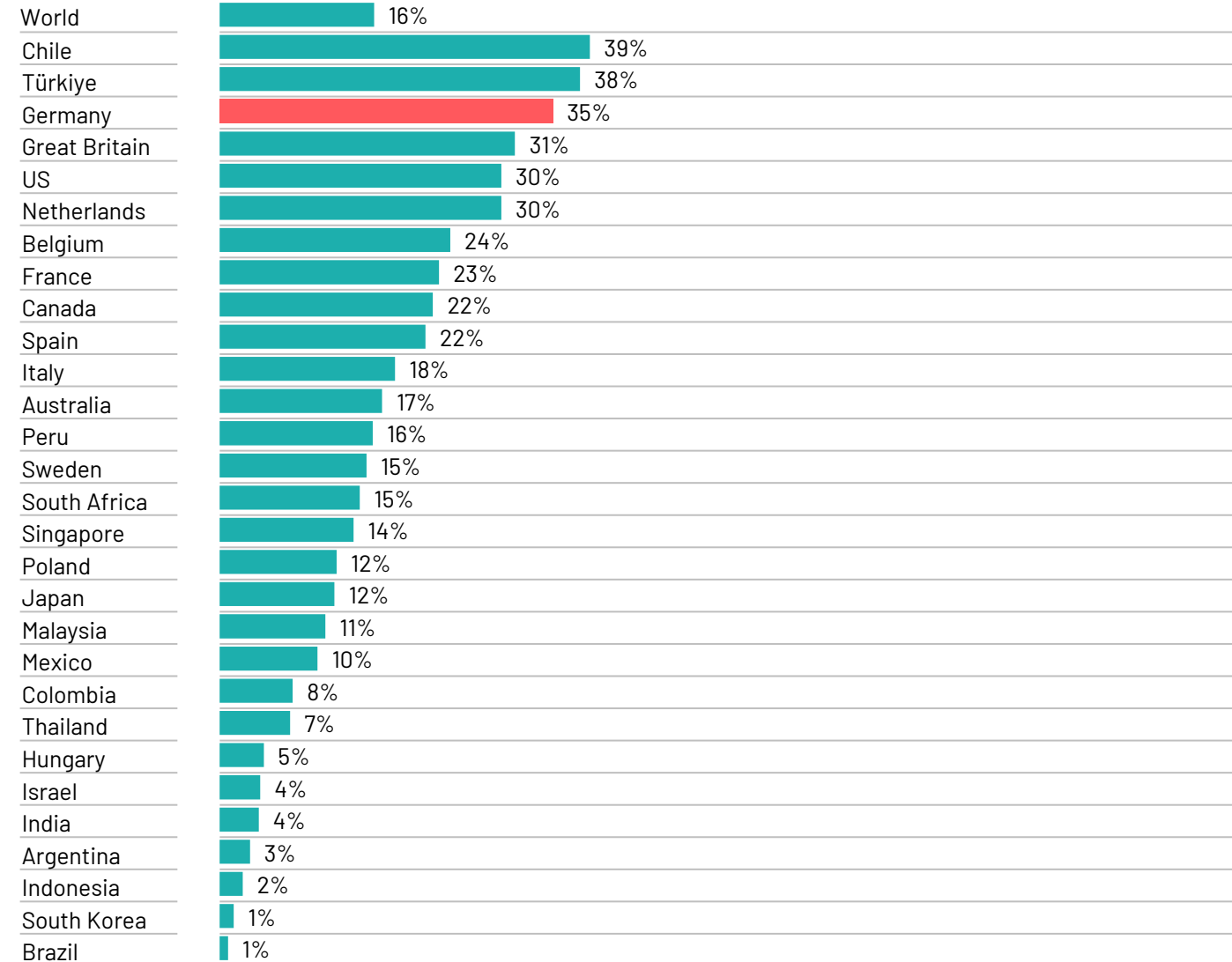
8. Immigration control

[Commentary]

Base: Representative sample of 23,287 adults aged 16-74 in 29 participating countries, November 22nd 2024 - December 6th 2024.

Source: Ipsos Global Advisor. Global score is a Global Country Average. See methodology for details. **Filter:** Country: World | Current Wave: Dec 24

Country



Change from 12-month last month change

-2	=
-3	+2
-3	=
-9	-7
-1	+2
+2	+8
=	-9
-2	-2
-6	-4
-7	+6
-3	+7
+1	-2
-1	=
+1	=
-4	-3
+3	+2
=	+5
-11	-2
=	+7
-3	+2
+4	+3
-2	-1
-1	+3
-2	-2
-1	=
-1	-2
=	+2
+1	-1
-1	-1
=	-1

9. Climate change

[Commentary]

Base: Representative sample of 23,287 adults aged 16-74 in 29 participating countries, November 22nd 2024 - December 6th 2024.

Source: Ipsos Global Advisor. Global score is a Global Country Average. See methodology for details. **Filter:** Country: World | Current Wave: Dec 24

Country

World	16%
Netherlands	26%
Japan	26%
Singapore	25%
France	23%
Australia	23%
Canada	22%
Spain	22%
Italy	22%
Great Britain	22%
Sweden	21%
Germany	21%
Indonesia	21%
Mexico	19%
Belgium	19%
South Korea	18%
US	17%
Brazil	16%
Thailand	15%
Colombia	14%
Malaysia	14%
Poland	12%
South Africa	11%
India	11%
Peru	8%
Türkiye	6%
Hungary	4%
Argentina	4%
Chile	3%
Israel	2%

Change from 12-month last month change

-1	-1
-2	-1
-1	+2
-6	-8
-1	+2
+2	-2
+2	-3
-4	+5
-4	-1
+3	=
+4	+3
=	-2
+3	=
+2	+5
-3	-2
-2	+1
-5	-2
+1	=
-3	-1
=	+5
+2	+3
+1	-5
=	=
=	-3
+1	+2
=	-3
=	-2
=	=
-3	-3
+1	=

10. Education

[Commentary]

Base: Representative sample of 23,287 adults aged 16-74 in 29 participating countries, November 22nd 2024 - December 6th 2024.

Source: Ipsos Global Advisor. Global score is a Global Country Average. See methodology for details. **Filter:** Country: World | Current Wave: Dec 24

Country

		Change from 12-month last month change	
World	14%	=	=
Argentina	33%	-1	+6
India	25%	-1	-3
Brazil	23%	+2	=
Peru	22%	-1	=
Hungary	22%	-1	-3
Malaysia	20%	+7	+8
Türkiye	19%	+2	+2
Mexico	19%	-2	-8
Colombia	19%	+3	+4
Indonesia	17%	-2	+6
Chile	16%	+2	-1
Belgium	16%	+2	=
Netherlands	15%	+1	+5
Israel	14%	-3	=
Spain	12%	+2	=
South Africa	12%	-1	=
France	10%	-3	-2
Sweden	10%	+1	+5
Italy	10%	+2	+2
Thailand	10%	=	+1
US	10%	+4	=
Poland	9%	-2	-1
Germany	9%	+1	+1
Australia	7%	-4	-2
Canada	7%	-3	-3
Japan	7%	+2	-1
Great Britain	6%	-2	-4
Singapore	5%	-3	-1
South Korea	3%	-2	-2

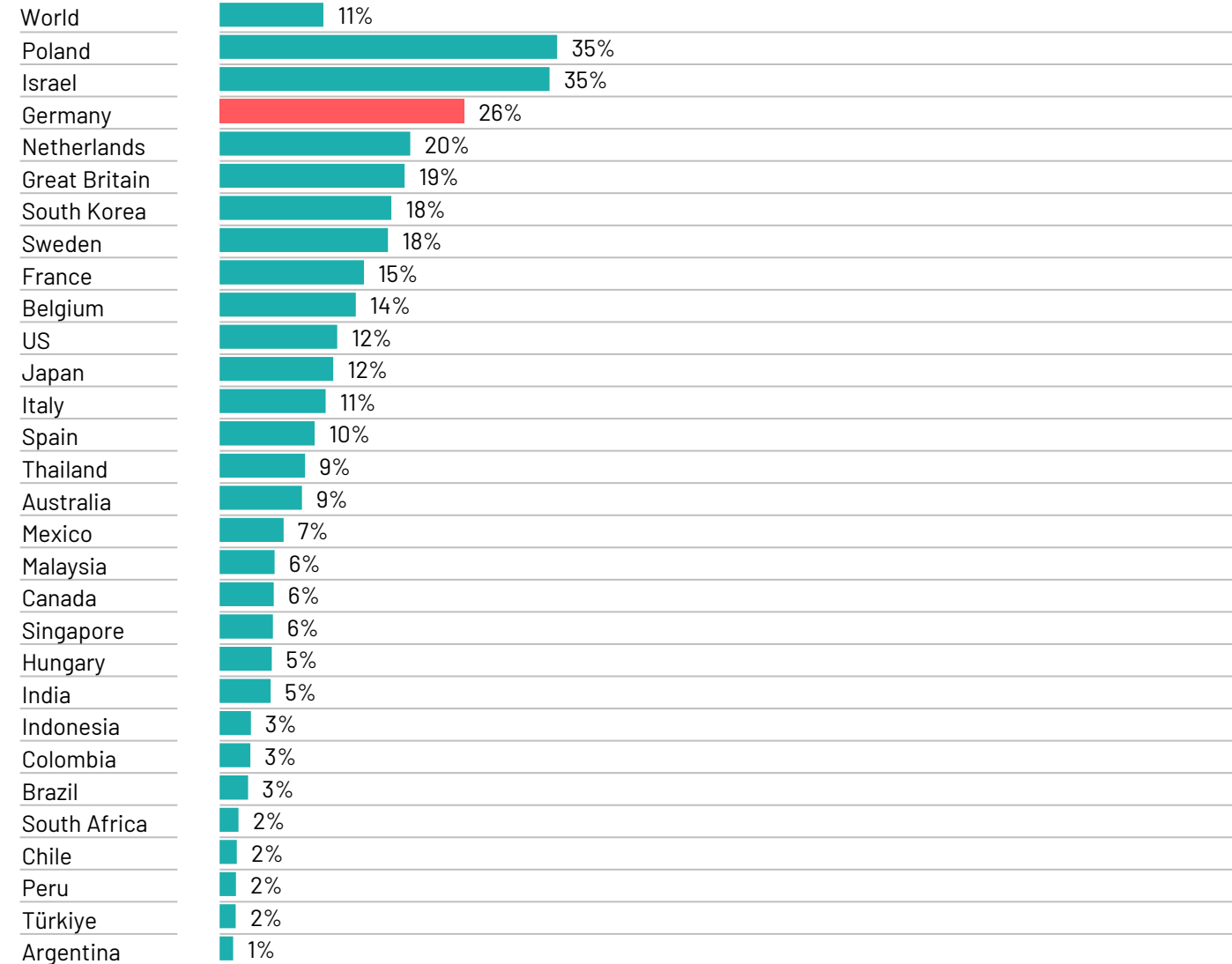
11. Military conflict between nations

[Commentary]

Base: Representative sample of 23,287 adults aged 16-74 in 29 participating countries, November 22nd 2024 - December 6th 2024.

Source: Ipsos Global Advisor. Global score is a Global Country Average. See methodology for details. **Filter:** Country: World | Current Wave: Dec 24

Country



Change from 12-month last month change

+1	+3
+3	+14
-2	-1
+7	+10
+1	+12
+7	+11
-1	+3
+6	+5
+6	+6
+5	+6
=	-2
=	-2
-3	+1
+1	+3
+2	+6
=	+1
+3	+3
=	=
+1	+2
-1	=
+1	+1
-1	=
-3	-1
+1	+1
=	-1
+1	+1
=	=
-2	+1

12. Moral decline

[Commentary]

Base: Representative sample of 23,287 adults aged 16-74 in 29 participating countries, November 22nd 2024 - December 6th 2024.

Source: Ipsos Global Advisor. Global score is a Global Country Average. See methodology for details. **Filter:** Country: World | Current Wave: Dec 24

Country

World	11%
Netherlands	23%
South Korea	18%
Malaysia	17%
Indonesia	17%
US	17%
Japan	16%
Thailand	14%
Germany	13%
Israel	13%
France	11%
Australia	11%
Türkiye	11%
Hungary	10%
Poland	10%
Belgium	10%
Great Britain	10%
Italy	9%
Sweden	9%
Argentina	9%
Singapore	9%
Spain	8%
Canada	8%
Peru	7%
Colombia	6%
Chile	6%
Brazil	5%
India	5%
South Africa	5%
Mexico	5%

Change from 12-month last month change

=	+1
+7	+6
-2	-1
+2	+4
=	+1
+1	+2
=	-1
-5	-3
+2	+2
-2	+4
-3	-2
+2	+2
-2	+1
+1	=
-1	=
-2	-2
-1	=
-2	-1
+1	=
+2	+1
=	+1
-1	=
-2	-1
=	=
-3	+1
-1	+1
=	+1
=	-2
+1	+1
-1	+3

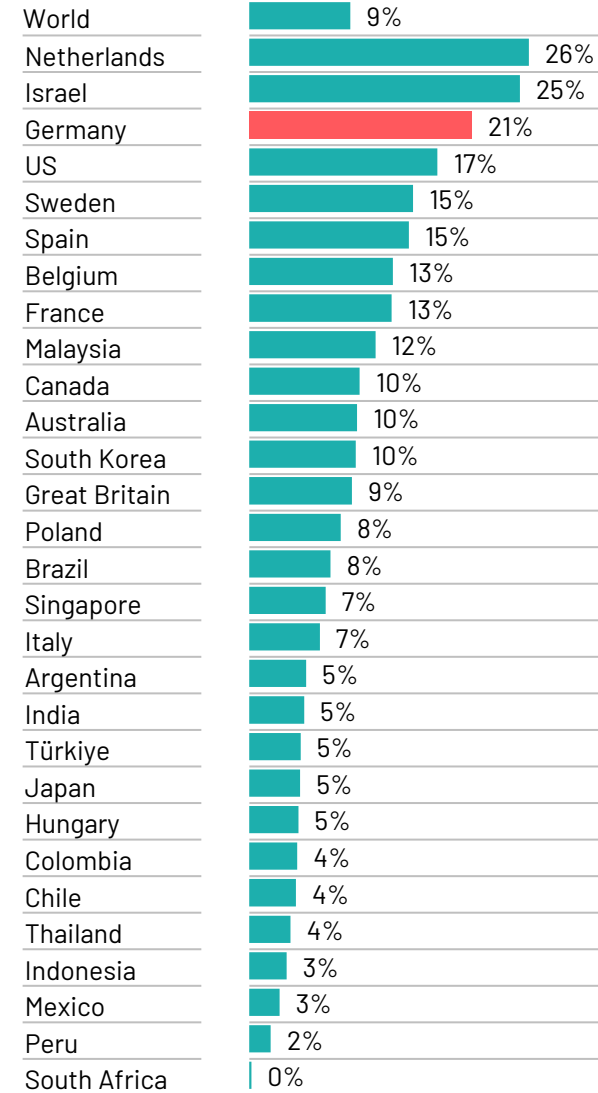
13. Rise of extremism

[Commentary]

Base: Representative sample of 23,287 adults aged 16-74 in 29 participating countries, November 22nd 2024 - December 6th 2024.

Source: Ipsos Global Advisor. Global score is a Global Country Average. See methodology for details. **Filter:** Country: World | Current Wave: Dec 24

Country



Change from 12-month last month change

=	=
+4	+8
+2	+5
+4	+5
-1	+3
-1	-3
+6	=
-4	=
=	-1
+1	-3
=	+2
+2	+3
+1	+1
-3	-1
-1	-2
+1	+1
+1	=
+1	+2
+2	+2
-1	-1
+1	=
+3	+3
+2	=
=	=
-1	-1
+1	-2
=	-3
+1	=
=	+1
-1	-2

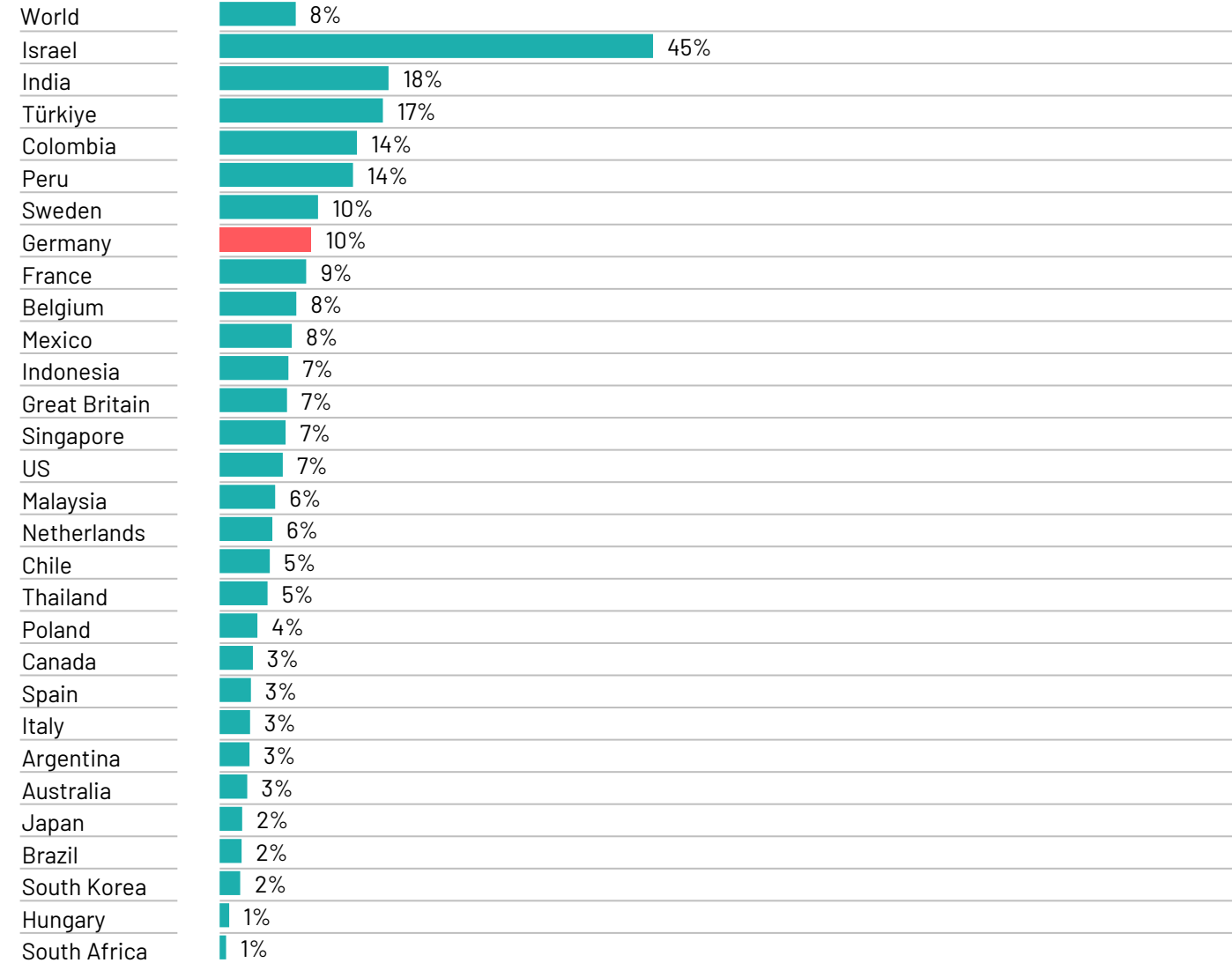
14. Terrorism

[Commentary]

Base: Representative sample of 23,287 adults aged 16-74 in 29 participating countries, November 22nd 2024 - December 6th 2024.

Source: Ipsos Global Advisor. Global score is a Global Country Average. See methodology for details. **Filter:** Country: World | Current Wave: Dec 24

Country



Change from 12-month last month change

-1	-1
-3	-19
+1	+1
-2	-1
=	-2
+1	+7
-3	-5
-1	+3
-2	-8
=	-6
=	+3
=	-3
-1	+1
-1	+2
-3	-6
-2	-2
=	+2
-2	-1
-1	-2
=	-1
+1	+1
-2	-5
=	-1
+1	+2
-1	=
+1	-1
-2	-1
-1	-1
=	=
-2	=

15. Threats against the environment

[Commentary]

Base: Representative sample of 23,287 adults aged 16-74 in 29 participating countries, November 22nd 2024 - December 6th 2024.

Source: Ipsos Global Advisor. Global score is a Global Country Average. See methodology for details. **Filter:** Country: World | Current Wave: Dec 24

Country

World	8%
Brazil	15%
Netherlands	13%
Thailand	12%
Sweden	12%
Malaysia	11%
Peru	9%
India	9%
France	9%
Australia	9%
Germany	9%
Singapore	9%
Great Britain	8%
Japan	8%
Mexico	8%
Colombia	8%
Belgium	8%
Spain	8%
Indonesia	8%
South Korea	7%
Canada	7%
Poland	7%
Italy	7%
US	5%
Israel	5%
Hungary	4%
Türkiye	4%
South Africa	3%
Chile	3%
Argentina	3%

Change from 12-month last month change

=	=
-2	+1
=	+3
+2	+2
-3	+1
-1	+4
-1	+4
-2	-2
-2	-2
=	+1
=	-2
+1	+2
+1	+1
=	-2
-1	+1
-3	+2
-2	-2
+1	+3
-1	-3
+1	-5
=	+1
=	-5
-2	-1
=	-3
-3	-2
+1	-3
+1	+1
=	=
=	-2
+1	=

16. Maintaining social programmes

[Commentary]

Base: Representative sample of 23,287 adults aged 16-74 in 29 participating countries, November 22nd 2024 - December 6th 2024.

Source: Ipsos Global Advisor. Global score is a Global Country Average. See methodology for details. **Filter:** Country: World | Current Wave: Dec 24

Country

World	7%
Sweden	20%
South Korea	17%
Japan	16%
Netherlands	10%
Great Britain	9%
Australia	8%
Spain	8%
Indonesia	8%
US	8%
Italy	8%
Thailand	8%
Belgium	7%
Hungary	7%
Mexico	7%
Poland	7%
Germany	6%
Canada	6%
Singapore	5%
France	5%
Malaysia	5%
India	4%
Israel	4%
Argentina	4%
Brazil	3%
Colombia	3%
Chile	3%
Türkiye	3%
Peru	1%
South Africa	1%

Change from 12-month last month change

+1	=
+4	+6
+3	=
=	-2
+1	+2
+1	=
+2	+1
=	+1
+1	-2
+3	+3
-2	-2
-2	-3
+1	+1
+1	+1
=	-2
+1	-4
-1	-1
+2	+1
-1	=
=	=
+1	+1
=	-1
+2	-1
-1	-2
=	-1
=	=
=	=
+2	+2
-1	=
-1	-1

17. Coronavirus (Covid-19)

[Commentary]

Base: Representative sample of 23,287 adults aged 16-74 in 29 participating countries, November 22nd 2024 - December 6th 2024.

Source: Ipsos Global Advisor. Global score is a Global Country Average. See methodology for details. **Filter:** Country: World | Current Wave: Dec 24

Country

World	2%
Malaysia	7%
India	6%
Thailand	6%
Japan	4%
Indonesia	4%
Canada	3%
Singapore	3%
Australia	3%
Mexico	3%
Hungary	3%
Türkiye	3%
US	2%
Poland	2%
Great Britain	2%
Spain	2%
South Korea	2%
Italy	1%
Peru	1%
Brazil	1%
Germany	1%
France	1%
Colombia	1%
Belgium	1%
South Africa	1%
Argentina	1%
Israel	1%
Sweden	1%
Netherlands	1%
Chile	1%

Change from 12-month last month change

-1	-2
=	-5
+1	=
+2	-4
=	-1
=	=
=	=
-4	-11
=	-5
-4	-2
+2	+2
+2	-1
=	-5
=	-3
=	-2
=	+1
-2	-2
=	-2
-2	-2
=	-3
-1	-3
=	=
=	-2
-1	-1
=	-1
=	=
=	=
-3	-2
=	-1
-1	=

18. Access to credit

[Commentary]

Base: Representative sample of 23,287 adults aged 16-74 in 29 participating countries, November 22nd 2024 - December 6th 2024.

Source: Ipsos Global Advisor. Global score is a Global Country Average. See methodology for details. **Filter:** Country: World | Current Wave: Dec 24

Country

World	2%
Thailand	4%
India	4%
Poland	3%
Australia	3%
Argentina	3%
Singapore	2%
Japan	2%
Türkiye	2%
Chile	2%
Hungary	2%
Colombia	2%
Canada	2%
Spain	2%
Sweden	2%
Belgium	2%
South Korea	2%
Malaysia	2%
Great Britain	2%
France	2%
Mexico	1%
Indonesia	1%
Italy	1%
Germany	1%
US	1%
Brazil	1%
Peru	1%
Netherlands	1%
Israel	0%
South Africa	0%

Change from 12-month last month change

=	=
=	+1
-1	-1
+1	+1
+1	=
+1	=
-1	-1
+1	=
-1	-1
=	=
+1	=
-1	-1
+1	-1
+1	=
=	+1
=	-1
-1	-2
=	=
=	=
-1	=
=	-1
-1	=
-1	-1
-1	-1
=	-1
=	-1
-2	-1
=	=
-2	-1
-1	=

Methodology

This 29-country Global Advisor survey was conducted between November 22nd 2024 and December 6th 2024 via the Ipsos Online Panel system among 23,287 adults aged 18-74 in Canada, Israel, Malaysia, South Africa, Türkiye and the United States, 20-74 in Indonesia and Thailand, 21-74 in Singapore, and 16-74 in all other nations.

The "Global Country Average" reflects the average result for all the countries where the survey was conducted. It has not been adjusted to the population size of each country and is not intended to suggest a total result."

The sample consists of approximately 1000+ individuals in each of Australia, Belgium, Brazil, Canada, France, Germany, Great Britain, Italy, Japan, Spain, Sweden, and the US, and approximately 500+ individuals in each of Argentina, Chile, Colombia, Hungary, Indonesia, Israel, Malaysia, Mexico, the Netherlands, Peru, Poland, Singapore, South Africa, South Korea, Thailand and Türkiye.

The sample in India consists of approximately 2,200 individuals, of whom approximately 1,800 were interviewed face-to-face and 400 were interviewed online.

The samples in Argentina, Australia, Belgium, Canada, France, Germany, Great Britain, Hungary, Italy, Japan, the Netherlands, Poland, South Korea, Spain, Sweden, and the US can be taken as representative of these countries' general adult population under the age of 75.

The samples in Brazil, Chile, Colombia, India, Indonesia, Malaysia, Mexico, Peru, Singapore, South Africa, Thailand and Türkiye are more urban, more educated, and/or more affluent than the general population. The survey results for these markets should be viewed as reflecting the views of the more "connected" segment of these populations.

India's sample represents a large subset of its urban population – social economic

classes A, B and C in metros and tier 1-3 town classes across all four zones.

Weighting has been employed to balance demographics and ensure that the sample's composition reflects that of the adult population according to the most recent census data.

The precision of Ipsos online polls are calculated using a credibility interval with a poll of 1,000 accurate to +/- 3.5 percentage points and of 500 accurate to +/- 5.0 percentage points. For more information on the Ipsos use of credibility intervals, please visit the Ipsos website.

Where results do not sum to 100 or the 'difference' appears to be +/-1 more/less than the actual, this may be due to rounding, multiple responses, or the exclusion of don't knows or not stated responses

The publication of these findings abides by local rules and regulations.

