

WHAT WORRIES THE WORLD?

December 2024

What Worries the World?

Ipsos' What Worries the World survey tracks public opinion on the most important social and political issues across 29 countries today, drawing on over ten years of data to place the latest scores in context.

This **global summary report** presents the top concerns around the world, alongside whether people think things in their country are heading in the right or wrong direction.

Full breakdowns of findings for each country and each issue are also available on **www.ipsos.com**.

Please contact **Teodros.Gebrekal@ipsos.com** for more information.

Summary

01. Inflation remains the top worry

For 11 out of the 12 months this year, cost of living has been the number concern across 29 nations. This month the proportion concerned is unchanged, with 32% citing it.

02. Peak French pessimism

France has reached a ten-year low for the proportion who think the “country is heading in the right direction” score. After falling 8pp, only one in ten (10%) feel the nation is on the right track.

03. Corruption on the rise in Israel

The proportion of Israelis mentioning corruption is up 15pp to 36% in the last month, now a bigger issue than military conflict between nations, but behind the country’s top worry terrorism (45%).

04. Corruption top in Spain

After severe floods in Spain, corruption as a concern reached record levels last month. This month the proportion in Spain who think corruption is one of the country’s top issues has risen further, reaching a three year high.

05. Peru worried about crime

This month sees Peruvians putting crime & violence as the biggest issue facing their country, with two-thirds (65%) expressing worry.

06. Unemployment in South Africa

For 47 consecutive months, South Africans have put unemployment as their primary worry. Two-thirds (65%) cite jobs as a problem in December 2024.

What Worries the World? DECEMBER 2024

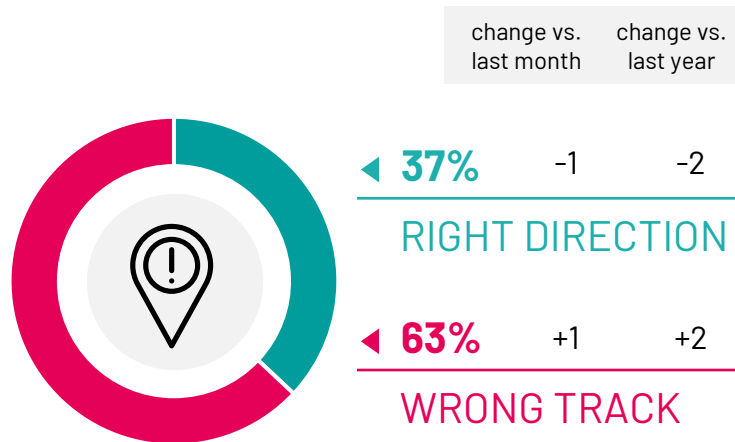
Top five worries

Q: Which three of the following topics do you find the most worrying in your country?

		change vs. last month	change vs. last year
Inflation	32%	=	-5
Crime & violence	31%	-1	+1
Poverty & social inequality	29%	-1	-1
Unemployment	27%	+1	=
Financial/political corruption	27%	+1	+1

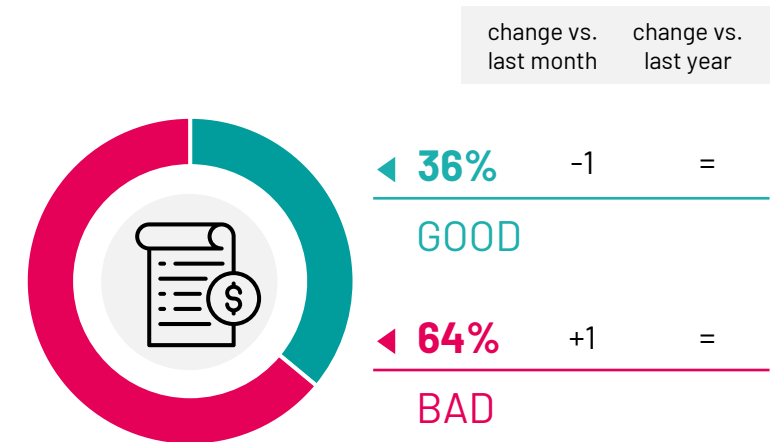
State of the country

Q: Generally speaking, would you say things in this country are heading in the right direction, or are they off on the wrong track?



State of the economy

Q: How would you describe the current economic situation in your country?



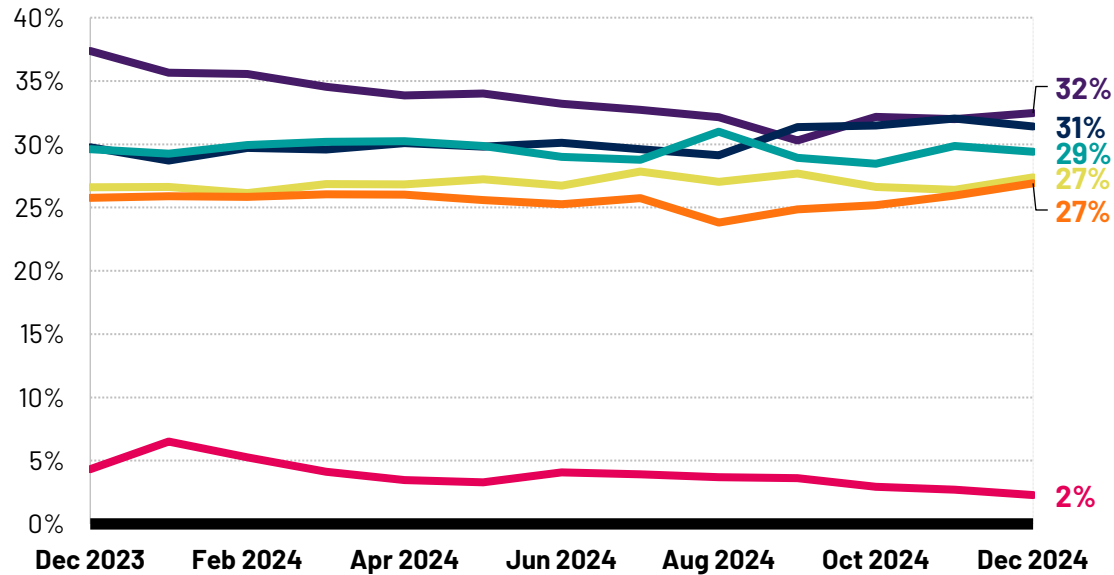
Base: Representative sample of 23,287 adults aged 16-74 in 29 participating countries, November 22nd 2024 - December 6th 2024.

Source: Ipsos Global Advisor. Global score is a Global Country Average. See methodology for details

What Worries the World? 12 MONTH TREND

Top five worries

Q: Which three of the following topics do you find the most worrying in your country?



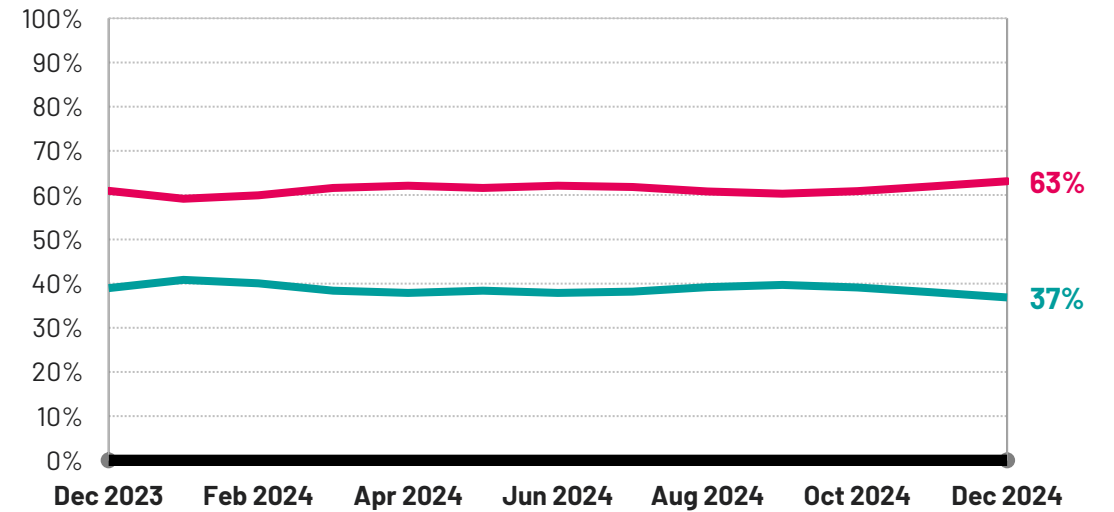
Inflation **Crime** **Inequality** **Jobs** **Corruption** **Covid-19**

Base: Representative sample of 23,287 adults aged 16-74 in 29 participating countries, November 22nd 2024 - December 6th 2024.

Source: Ipsos Global Advisor. Global score is a Global Country Average. See methodology for details.

State of the country

Q: Generally speaking, would you say things in this country are heading in the right direction, or are they off on the wrong track?



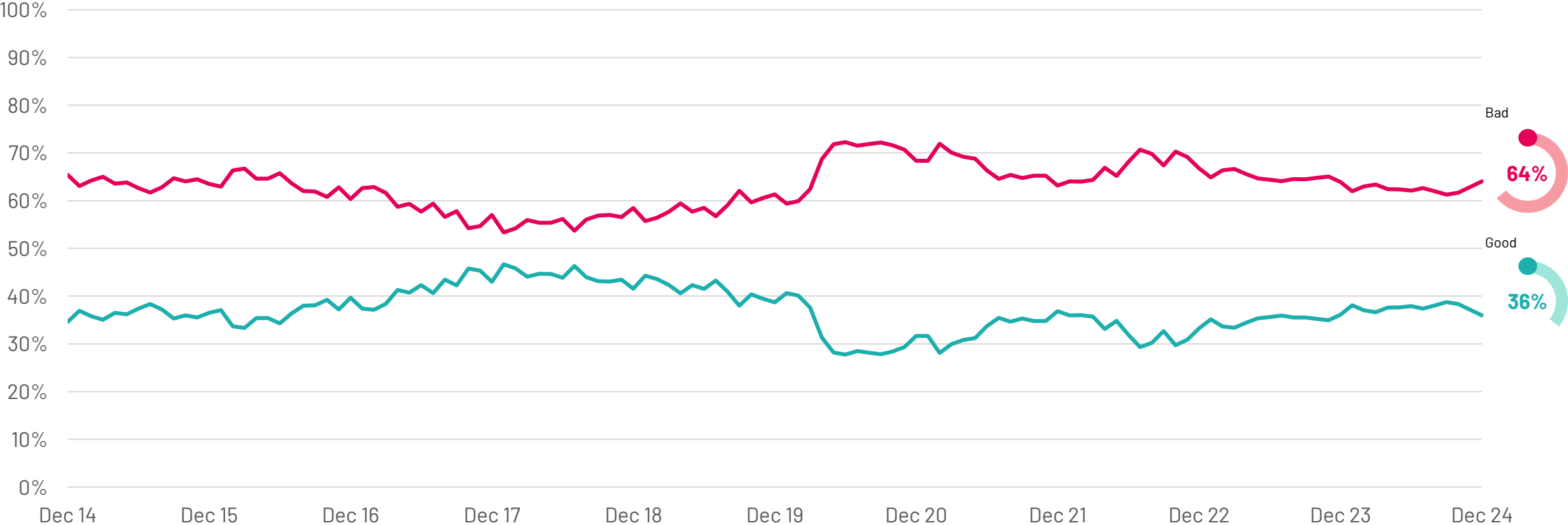
Right Direction Wrong Track



Global: Current Economic Situation

Q: How would you describe the current economic situation in your country?

(% 'Very good' or 'Somewhat good' & 'Very bad' or 'Somewhat bad')



Base: Representative sample of 23,287 adults aged 16-74 in 29 participating countries, November 22nd 2024 - December 6th 2024.

Source: Ipsos Global Advisor. Global score is a Global Country Average. See methodology for details.



DIRECTION OF TRAVEL

All countries

Right vs. Wrong Direction Monitor

Base: Representative sample of 23,287 adults aged 18-74 in 29 participating countries, November 22nd 2024 - December 6th 2024.

Source: Ipsos Global Advisor. Global score is a Global Country Average. See methodology for details.

Across 29 countries, the proportion saying their country is headed in the right direction has marginally decreased to 37%.

For 16 consecutive months Peru has been bottom of our list for those believing their nation is moving in the right direction. This month, they have dropped slightly to one in ten (10%) expressing pessimism.

However, Peruvians aren't alone. France is now joint bottom after falling 8pp to 10%, too. This is the most pessimistic the French have been about their country in ten years.

Pessimism seems to be felt elsewhere in Europe. Belgium has also declined by 8pp to 28% feeling

their country is on the right track. Germany is down 5pp to below a fifth (18%). Likewise, Poland (38%) and Sweden (26%) are both down 5pp.

Please note, fieldwork took place between November 22nd - December 6th. South Korea introduced martial law on 3rd/4th by which time 95% of respondents in South Korea had completed our survey.

10%

in France say their country is headed in the right direction – the lowest level in ten years.

Right vs. Wrong Direction Monitor

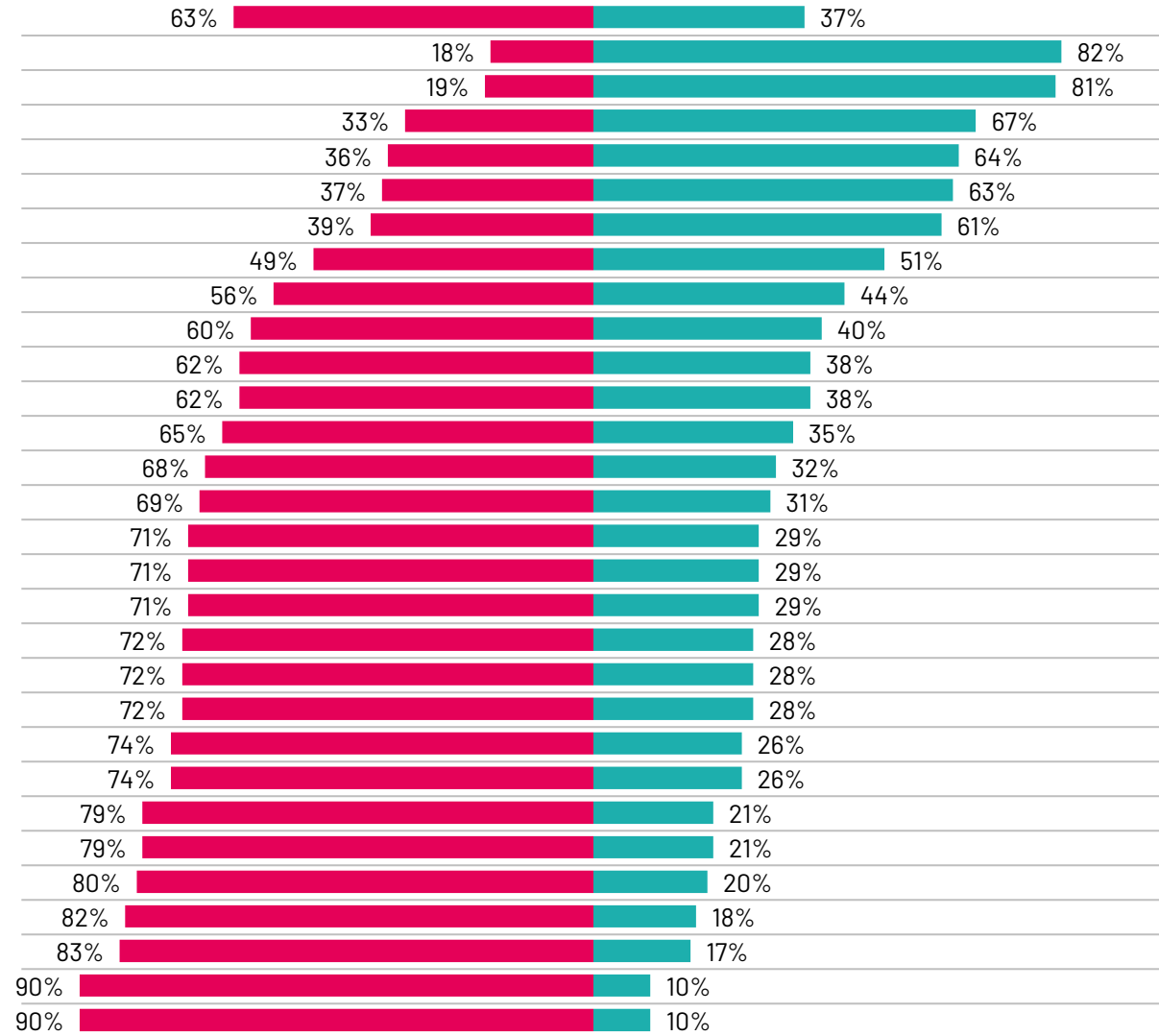
Base: Representative sample of 23,287 adults aged 16-74 in 29 participating countries, November 22nd 2024 - December 6th 2024.

Source: Ipsos Global Advisor. Global score is a Global Country Average. See methodology for details. **Filter:** Country: World | Current Wave: Dec 24

Country

World
Indonesia
Singapore
India
Malaysia
Argentina
Thailand
Mexico
Australia
Brazil
South Africa
Poland
US
Spain
Colombia
Chile
Great Britain
Canada
Israel
Italy
Belgium
Sweden
Japan
Türkiye
Netherlands
Hungary
Germany
South Korea
Peru
France

Q: Would you say things in this country are heading in the right direction, or are they off on the wrong track? (December 2024)



Right Direction
Wrong Track

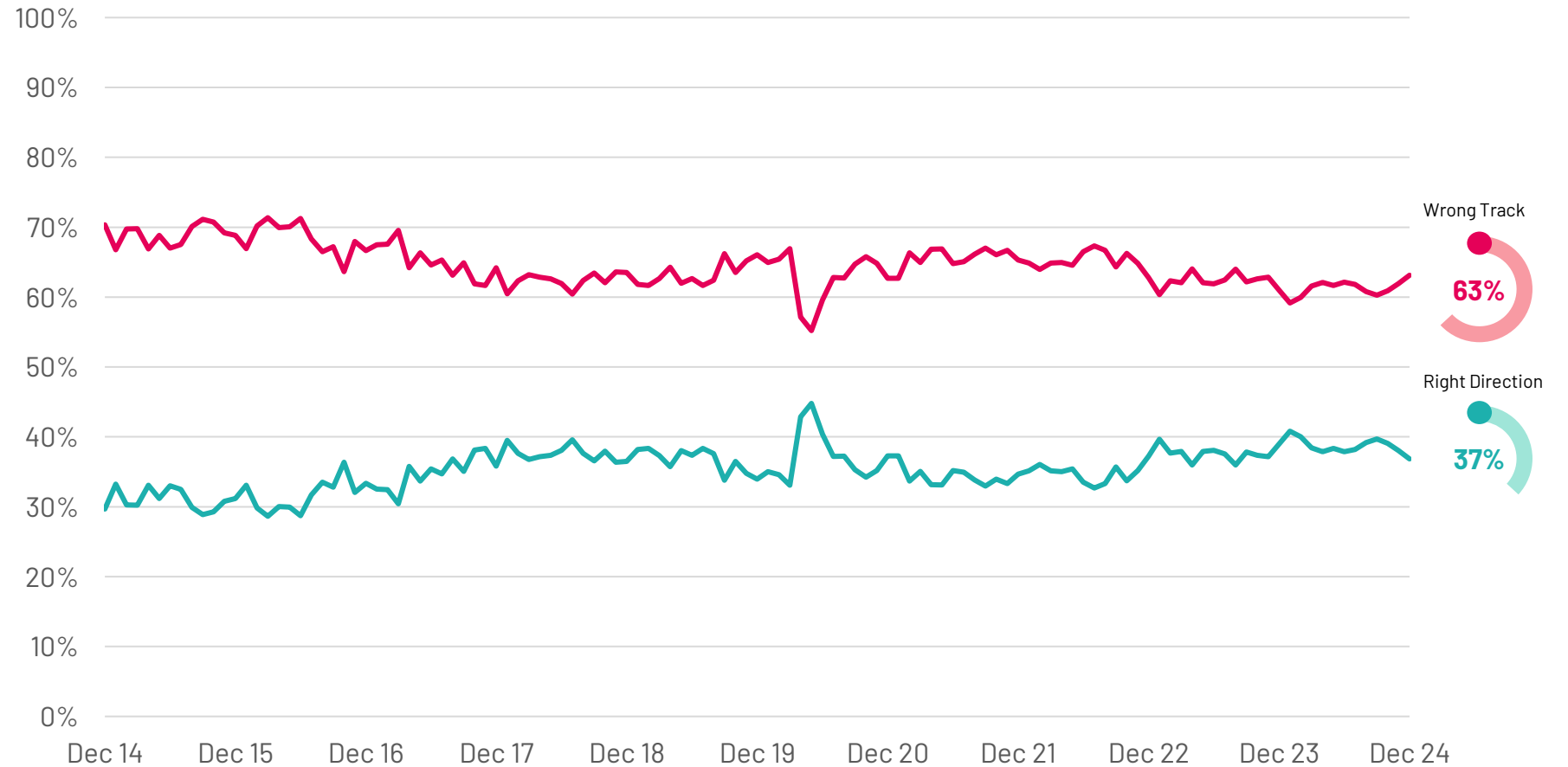
Global Right/Wrong Direction

Global country average score

Base: Representative sample of 23,287 adults aged 18-74 in 29 participating countries, November 22nd 2024 - December 6th 2024.

Source: Ipsos Global Advisor. Global score is a Global Country Average. See methodology for details.

Q: Would you say things in this country are heading in the right direction, or are they off on the wrong track?



WHAT WORRIES THE WORLD?

Top issues ranked

World Worries: Full List

Base: Representative sample of 23,287 adults aged 16-74 in 29 participating countries, November 22nd 2024 - December 6th 2024.

Source: Ipsos Global Advisor. Global score is a Global Country Average. See methodology for details. **Filter:** Country: World | Current Wave: Dec 24

Inflation is the number one concern across 29 countries in December 2024. One in three (32%) choose it as an issue, 5pp lower compared to the same time last year.

Last month crime & violence was the joint top worry alongside inflation. This month concern for crime has fallen slightly to 31%.

For 11 out of 12 months, inflation has been the primary concern globally. In September, crime & violence was top.

Meanwhile, for the rest of the

top five concerns, there has been little change this month, with inequality falling marginally to three in ten (29%) and unemployment and corruption increasing fractionally to 27%, for both.

Taxes has moved up one position from seventh to sixth this month, with just under a fifth (18%) across 29 countries expressing worry.

Immigration control has dipped to joint 8th (along side climate change) to 16% expressing concern.

11/12

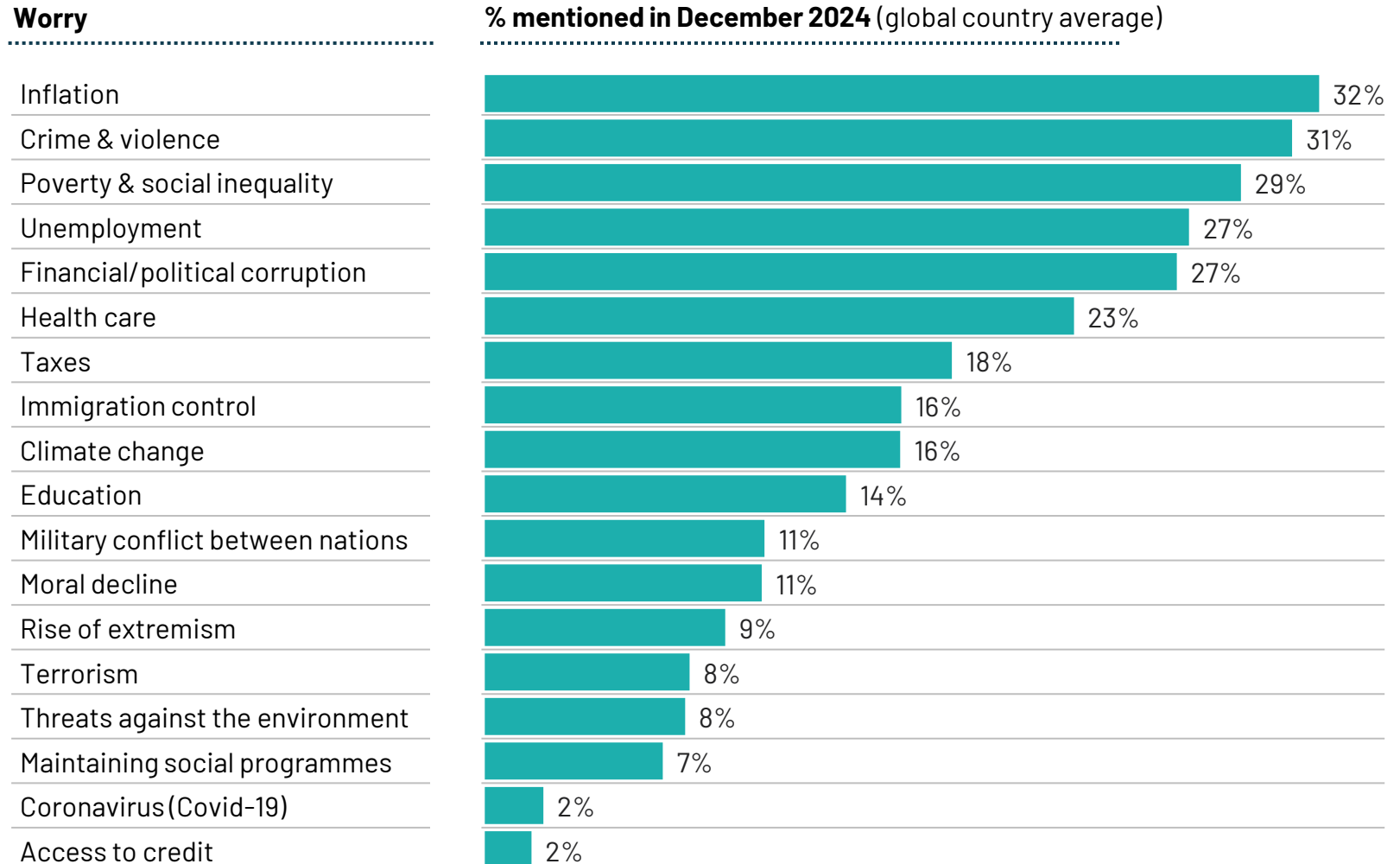
months inflation has been the number one concern this year.

World Worries: Full List

Base: Representative sample of 23,287 adults aged 16-74 in 29 participating countries, November 22nd 2024 - December 6th 2024.

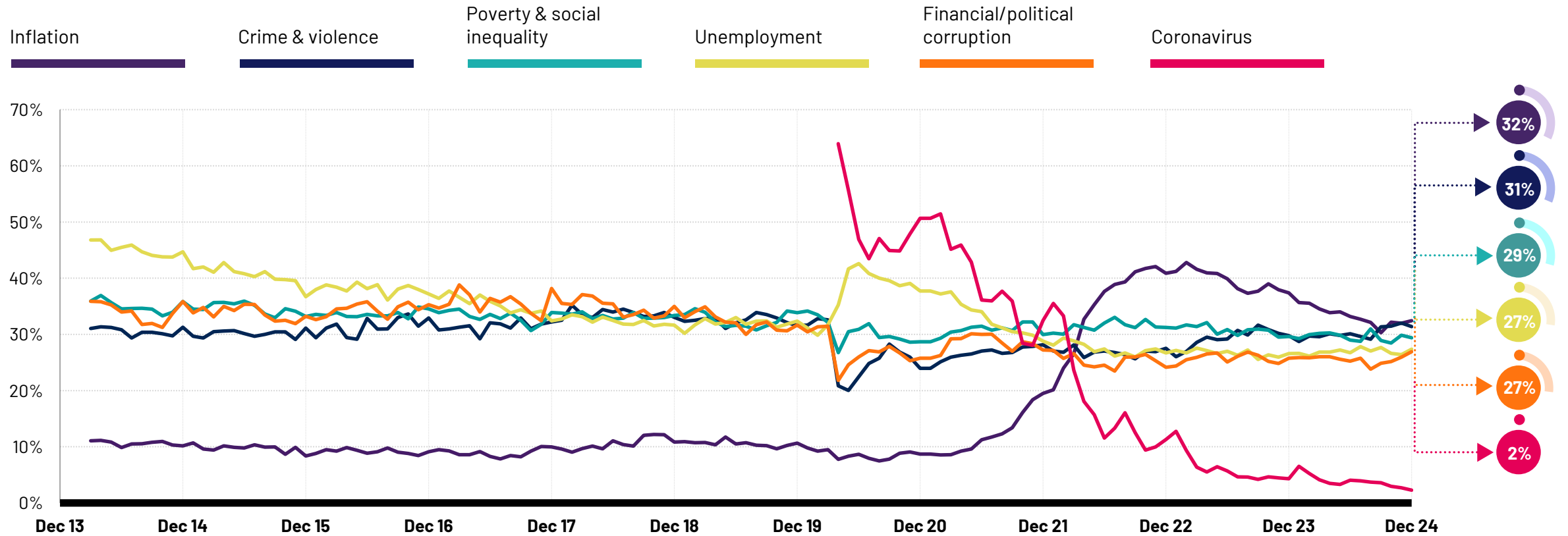
Source: Ipsos Global Advisor. Global score is a Global Country Average. See methodology for details. **Filter:** Country: World | Current Wave: Dec 24

Q: Which three of the following topics do you find the most worrying in your country?



World Worries: Long-Term Trend

Q: Which three of the following topics do you find the most worrying in your country? Global country average



Base: Representative sample of 23,287 adults aged 16-74 in 29 participating countries, November 22nd 2024 - December 6th 2024.

Source: Ipsos Global Advisor. Global score is a Global Country Average. See methodology for details. Filter: Country: World | Current Wave: Dec 24

1. Inflation

Base: Representative sample of 23,287 adults aged 18-74 in 29 participating countries, November 22nd 2024 - December 6th 2024.

Source: Ipsos Global Advisor. Global score is a Global Country Average. See methodology for details.

This December, across 29 countries, inflation remains the number one concern, with a third (32%) expressing worry. Although still the biggest concern, it is 5pp lower than the same time last year.

The number of countries citing cost of living as their primary concern has risen from six to eight over the last month, with Canada and France being the new additions, both of which have seen substantial increases. Taking a longer-term view, in January, 11 countries identified inflation as their top issue, including Argentina, Germany, and South Korea

The proportion of Canadians worried about prices has risen 7pp over the

month to half (49%) saying it's a problem. Similarly, concern in France has moved up 6pp, although not to as high a level (37%).

This time last year, Argentina's level of concern was 32pp higher than it is in December 2024, where we now have just shy of two-fifths (38%) citing it.

Countries where INFLATION is the #1 concern:

- Singapore (60%) • India (45%)
- Türkiye (51%) • Poland (43%)
- Australia (49%) • France (37%)
- Canada (49%)
- The US (46%)

32%

say **inflation** is one of the key issues facing their country

1. Inflation

Base: Representative sample of 23,287 adults aged 16-74 in 29 participating countries, November 22nd 2024 - December 6th 2024.

Source: Ipsos Global Advisor. Global score is a Global Country Average. See methodology for details. **Filter:** Country: World | Current Wave: Dec 24

Country	% choosing inflation as a worry	Change from 12-month	
		last month	change
World	32%	=	-5
Singapore	60%	-3	+2
Türkiye	51%	+6	-8
Australia	49%	-1	-3
Canada	49%	+7	-8
US	46%	-4	+3
India	45%	+1	+2
Poland	43%	-1	-5
Argentina	38%	-1	-32
Mexico	38%	-1	+5
Hungary	38%	-2	=
France	37%	+6	-4
South Korea	36%	+4	-3
Germany	31%	-2	-7
Japan	30%	+1	-1
Great Britain	30%	+2	-7
Chile	29%	+3	-9
Malaysia	28%	-2	-12
Thailand	28%	-2	-2
Spain	27%	-1	-12
Belgium	27%	-1	+1
Brazil	26%	+2	+4
Italy	25%	+2	-6
Colombia	24%	-1	-11
Israel	23%	+6	+7
South Africa	19%	=	-8
Netherlands	18%	-3	-4
Peru	16%	+5	-7
Sweden	16%	-2	-16
Indonesia	15%	-4	-2

2. Crime & Violence

Base: Representative sample of 23,287 adults aged 18-74 in 29 participating countries, November 22nd 2024 - December 6th 2024.

Source: Ipsos Global Advisor. Global score is a Global Country Average. See methodology for details.

Having shared the top position last month, crime and violence has now shifted to second place on our global concerns ranking, reflecting a moderate decline in worry levels since November.

Last month, for Peru, inequality was their primary issue. This month, crime & violence has become the biggest concern facing the country, with two-thirds (65%) expressing worry. This is 7pp higher than last December. November's score (66%) was Peruvians' highest score since March 2020, when it

was at 71%.

Notably, the proportion mentioning crime in Türkiye has fallen 10pp to three in ten (29%). Despite the sharp fall, this level is still 11pp higher than this time last year.

Countries where CRIME & VIOLENCE is the #1 concern:

- Peru (65%)
- Colombia (44%)
- Chile (64%)
- Brazil (41%)
- Mexico (59%)
- Sweden (57%)

31%

say **crime & violence** is one of the key issues facing their country

2. Crime & Violence

Base: Representative sample of 23,287 adults aged 16-74 in 29 participating countries, November 22nd 2024 - December 6th 2024.

Source: Ipsos Global Advisor. Global score is a Global Country Average. See methodology for details. **Filter:** Country: World | Current Wave: Dec 24

Country	% choosing crime & violence as a worry	Change from 12-month	
		last month	change
World	31%	-1	+1
Peru	65%	=	+7
Chile	64%	+1	=
Mexico	59%	=	+7
Sweden	57%	-5	-6
South Africa	54%	-2	+1
Argentina	44%	+6	+1
Colombia	44%	+2	+6
Brazil	41%	-1	-1
Australia	34%	+2	+9
France	32%	=	-5
Italy	32%	+5	+4
Türkiye	29%	-10	+11
Japan	28%	-4	+11
US	28%	=	-3
Israel	28%	=	-6
Malaysia	27%	-3	+3
Belgium	26%	+1	+2
Great Britain	26%	=	+3
India	25%	+2	+1
Germany	25%	-4	+2
Thailand	24%	=	-5
Netherlands	22%	-1	+6
Canada	22%	-1	+3
Indonesia	19%	-1	-3
Spain	18%	=	+1
South Korea	14%	-3	-8
Singapore	10%	+1	+4
Hungary	8%	=	-1
Poland	7%	=	+2

3. Poverty & Social Inequality

Base: Representative sample of 23,287 adults aged 18-74 in 29 participating countries, November 22nd 2024 - December 6th 2024.

Source: Ipsos Global Advisor. Global score is a Global Country Average. See methodology for details.

The proportion mentioning poverty & social inequality across 29 countries has marginally decreased to 29% this month.

In November, inequality was Peru's top worry. However, after the number of people mentioning it dropped 4pp to 29%, it is now second to crime & violence.

In Belgium, inequality has emerged as a top concern, marking the first time in eight months that taxes are no longer the primary issue for the public.

Mentions of inequality have risen by four percentage points, with 31% of Belgians now citing it as a major issue. This represents a seven percentage point increase compared to the same time last year.

Countries where POVERTY & SOCIAL INEQUALITY is the #1 concern:

- Japan (34%)
- Belgium (31%, joint with taxes)
- Netherlands (31%)

29%

say **poverty & social inequality** is one of the key issues facing their country

3. Poverty & Social Inequality

Base: Representative sample of 23,287 adults aged 16-74 in 29 participating countries, November 22nd 2024 - December 6th 2024.

Source: Ipsos Global Advisor. Global score is a Global Country Average. See methodology for details. **Filter:** Country: World | Current Wave: Dec 24

Country	% choosing poverty & social inequality as a worry	Change from 12-month	
		last month	change
World	29%	-1	-1
Argentina	43%	-2	+8
Hungary	41%	-3	=
Thailand	40%	-3	-4
Indonesia	39%	-12	-5
Brazil	37%	-1	=
South Africa	36%	+1	+2
Türkiye	35%	+3	=
Japan	34%	=	-2
Colombia	33%	+1	+1
Germany	33%	+2	+2
Belgium	31%	+4	+7
Netherlands	31%	-3	-9
France	29%	+3	+4
Peru	29%	-4	-4
Great Britain	28%	=	-3
Chile	28%	+4	+6
Australia	27%	=	=
Malaysia	27%	-2	-2
Canada	26%	-1	+2
Spain	26%	-1	-5
Italy	26%	-1	+1
Israel	24%	+1	+8
Mexico	23%	-3	-9
Poland	23%	+1	+8
South Korea	23%	+1	-4
India	22%	+3	+3
Singapore	21%	+3	-6
Sweden	20%	-1	-3
US	17%	-3	=

4. Unemployment

Base: Representative sample of 23,287 adults aged 18-74 in 29 participating countries, November 22nd 2024 - December 6th 2024.

Source: Ipsos Global Advisor. Global score is a Global Country Average. See methodology for details.

Concern about unemployment, across 29 countries, has increased slightly to just over a quarter (27%) choosing it.

For 47 consecutive months (three years, eight months) South Africa has had unemployment as their primary concern. This December is no different, with only a marginal decrease to two-thirds (65%) mentioning it.

In APAC, there seems to be a surge in worry. Indonesia is the most concerned APAC country, with nearly half (48%) citing it,

after increasing 8pp. Additionally, Singapore is up 6pp to 45% and Thailand is up 7pp to 36%. South Korea (43%) has risen 7pp, but we should note that 95% of respondents had completed the survey before martial law was enacted.

Countries where UNEMPLOYMENT is the #1 concern:

- South Africa (65%)
- Argentina (44%)
- South Korea (43%)

27%

say **unemployment** is one of the key issues facing their country

4. Unemployment

Base: Representative sample of 23,287 adults aged 16-74 in 29 participating countries, November 22nd 2024 - December 6th 2024.

Source: Ipsos Global Advisor. Global score is a Global Country Average. See methodology for details. **Filter:** Country: World | Current Wave: Dec 24

Country	% choosing unemployment as a worry	Change from 12-month	
		last month	change
World	27%	+1	=
South Africa	65%	-1	+2
Indonesia	48%	+8	+3
Singapore	45%	+6	+15
Argentina	44%	-5	+12
South Korea	43%	+7	+4
Colombia	42%	=	+5
India	39%	-2	-2
Thailand	36%	+7	+9
Peru	34%	+3	-2
Chile	34%	+5	+1
Italy	33%	-1	-2
Spain	31%	=	-9
Mexico	29%	-2	-8
Malaysia	27%	-5	+1
Australia	22%	=	-2
Türkiye	22%	+4	-6
Canada	21%	=	+1
Sweden	21%	+2	+6
Brazil	20%	-2	-6
Belgium	19%	+2	+4
Poland	17%	-2	+5
Japan	17%	=	-3
France	16%	+4	+1
Great Britain	15%	+4	+2
Hungary	15%	-3	-5
Germany	14%	+4	+5
US	13%	+1	-1
Israel	9%	-3	-6
Netherlands	4%	-1	-2

5. Financial/ Political Corruption

Base: Representative sample of 23,287 adults aged 18-74 in 29 participating countries, November 22nd 2024 - December 6th 2024.

Source: Ipsos Global Advisor. Global score is a Global Country Average. See methodology for details.

The proportion mentioning corruption across our 29 countries has fractionally increased this month, joint with unemployment at 27%.

In a month which has seen Benjamin Netanyahu back in court for an ongoing corruption trial, Israel has experienced the largest increase in mentions. Up 15pp to over a third (36%) citing it. Corruption has become more of an issue than military conflict (35%) and is second only to terrorism (45%). This is 6pp higher than a year ago.

Last month, Spain's score reached

a record level after the country faced severe flooding. This month concern has reached another new high, with a further rise of 3pp to 33%. This is 13pp higher than a year ago and the highest it has been since March 2021 (when it was 34%).

Countries where **FINANCIAL/POLITICAL CORRUPTION is the #1 concern:**

- Indonesia (59%) • Spain (34%)
- Malaysia (49%)
- Thailand (45%)

27%

say **financial/political corruption** is one of the key issues facing their country

5. Financial/ Political Corruption

Base: Representative sample of 23,287 adults aged 16-74 in 29 participating countries, November 22nd 2024 - December 6th 2024.

Source: Ipsos Global Advisor. Global score is a Global Country Average. See methodology for details. **Filter:** Country: World | Current Wave: Dec 24

Country	% choosing financial/political corruption as a worry	Change from 12-month	
		last month	change
World	27%	+1	+1
Indonesia	59%	+7	+1
Hungary	50%	-2	+8
Malaysia	49%	+4	-1
Peru	47%	=	-5
Thailand	45%	=	+4
South Africa	45%	-1	-5
South Korea	43%	+4	+9
Colombia	38%	+5	+3
Israel	36%	+15	+6
Spain	34%	+3	+13
Chile	33%	-2	+4
Poland	29%	+5	-3
Brazil	27%	=	+2
Mexico	27%	+4	+7
India	26%	=	+4
Argentina	26%	+3	-8
US	23%	+2	+7
Türkiye	22%	-3	=
Japan	21%	-3	+2
Belgium	15%	+4	-4
Australia	13%	+1	+1
Netherlands	11%	+4	+1
Great Britain	10%	-3	-5
Italy	10%	-4	-2
Canada	10%	-1	-2
Germany	9%	=	-1
France	8%	-2	=
Sweden	8%	-3	+1
Singapore	7%	-6	-2

6. Health Care

Base: Representative sample of 23,287 adults aged 18-74 in 29 participating countries, November 22nd 2024 - December 6th 2024.

Source: Ipsos Global Advisor. Global score is a Global Country Average. See methodology for details.

Worry for health care remains the same this month but is slightly elevated from this point last year. Just shy of a quarter (23%) express worry for this issue.

Hungary has had health care as their top worry for 16 consecutive months and they are by far the most concerned nation about the issue. This month, the number of Hungarians expressing worry is up 5pp to nearly two-thirds (64%). This is 6pp higher than this time last year.

Great Britain is also a consistently worried nation. This month sees Brits putting health care top again, however, the proportion citing it has dropped 4pp to two-fifths (40%).

Countries where HEALTH CARE is the #1 concern:

- Hungary (64%)
- Italy (41%)
- Great Britain (40%)

23%

say **health care** is one of the key issues facing their country

6. Health Care

Base: Representative sample of 23,287 adults aged 16-74 in 29 participating countries, November 22nd 2024 - December 6th 2024.

Source: Ipsos Global Advisor. Global score is a Global Country Average. See methodology for details. **Filter:** Country: World | Current Wave: Dec 24

Country	% choosing health care as a worry	Change from 12-month	
		last month	change
World	23%	=	+2
Hungary	64%	+5	+6
Poland	43%	=	+10
Italy	41%	+4	+10
Great Britain	40%	-4	=
Brazil	38%	+1	+7
Canada	38%	-6	-4
Singapore	30%	+2	+5
Australia	29%	-3	-3
Spain	27%	-5	-2
Sweden	27%	+4	+11
France	26%	+1	+9
Netherlands	25%	-4	-15
US	23%	=	-1
Belgium	20%	-1	+2
Germany	20%	=	+3
Mexico	19%	=	=
Chile	18%	+1	+2
Colombia	17%	-3	=
South Korea	17%	-4	+12
South Africa	15%	+2	+5
Peru	14%	-3	-3
Argentina	13%	-2	+3
India	12%	=	-1
Malaysia	11%	+1	+4
Japan	10%	+1	-2
Thailand	8%	-1	-2
Türkiye	7%	+2	+3
Israel	6%	+1	-1
Indonesia	5%	-3	-2

9. Climate Change

Base: Representative sample of 23,287 adults aged 18-74 in 29 participating countries, November 22nd 2024 - December 6th 2024.

Source: Ipsos Global Advisor. Global score is a Global Country Average. See methodology for details.

This month, the number of mentions for climate change, across 29 countries, has dropped fractionally to 16%.

The US has experienced the second biggest drop this month after falling 5pp to 17%. This is the joint lowest score for 2024. The last time the level dropped below 17% was April 2022, when it hit 16%.

The proportion of Swedes expressing worry about climate change has increased slightly by 4pp. Despite being a relatively small hike, it is the highest level

of concern for the nation since March 2022, when it was at a quarter (24%).

Countries where CLIMATE CHANGE is the #1 concern:

None

16%

say **climate change** is one of the key issues facing their country

9. Climate Change

Base: Representative sample of 23,287 adults aged 16-74 in 29 participating countries, November 22nd 2024 - December 6th 2024.

Source: Ipsos Global Advisor. Global score is a Global Country Average. See methodology for details. **Filter:** Country: World | Current Wave: Dec 24

Country	% choosing climate change as a worry	Change from 12-month last month change	
World	16%	-1	-1
Netherlands	26%	-2	-1
Japan	26%	-1	+2
Singapore	25%	-6	-8
France	23%	-1	+2
Australia	23%	+2	-2
Canada	22%	+2	-3
Spain	22%	-4	+5
Italy	22%	-4	-1
Great Britain	22%	+3	=
Sweden	21%	+4	+3
Germany	21%	=	-2
Indonesia	21%	+3	=
Mexico	19%	+2	+5
Belgium	19%	-3	-2
South Korea	18%	-2	+1
US	17%	-5	-2
Brazil	16%	+1	=
Thailand	15%	-3	-1
Colombia	14%	=	+5
Malaysia	14%	+2	+3
Poland	12%	+1	-5
South Africa	11%	=	=
India	11%	=	-3
Peru	8%	+1	+2
Türkiye	6%	=	-3
Hungary	4%	=	-2
Argentina	4%	=	=
Chile	3%	-3	-3
Israel	2%	+1	=

14. Terrorism

Base: Representative sample of 23,287 adults aged 18-74 in 29 participating countries, November 22nd 2024 - December 6th 2024.

Source: Ipsos Global Advisor. Global score is a Global Country Average. See methodology for details.

The proportion mentioning terrorism across 29 countries is down slightly around one in 12 (8%). This is also marginally fewer than this time last year.

Israel is again, by far, the most concerned country, with 45% saying this is the main issue facing their country. However, this score is 3pp lower than last month and 19pp lower than last December. With the exception of a couple of spikes in March and June 2024, concern for terrorism has been slowly declining as a worry.

Countries where TERRORISM is the #1 concern:

- Israel (45%)

8%

say **terrorism** is one of the key issues facing their country

14. Terrorism

Base: Representative sample of 23,287 adults aged 16-74 in 29 participating countries, November 22nd 2024 - December 6th 2024.

Source: Ipsos Global Advisor. Global score is a Global Country Average. See methodology for details. **Filter:** Country: World | Current Wave: Dec 24

Country	% choosing terrorism as a worry	Change from 12-month	
		last month	change
World	8%	-1	-1
Israel	45%	-3	-19
India	18%	+1	+1
Türkiye	17%	-2	-1
Colombia	14%	=	-2
Peru	14%	+1	+7
Sweden	10%	-3	-5
Germany	10%	-1	+3
France	9%	-2	-8
Belgium	8%	=	-6
Mexico	8%	=	+3
Indonesia	7%	=	-3
Great Britain	7%	-1	+1
Singapore	7%	-1	+2
US	7%	-3	-6
Malaysia	6%	-2	-2
Netherlands	6%	=	+2
Chile	5%	-2	-1
Thailand	5%	-1	-2
Poland	4%	=	-1
Canada	3%	+1	+1
Spain	3%	-2	-5
Italy	3%	=	-1
Argentina	3%	+1	+2
Australia	3%	-1	=
Japan	2%	+1	-1
Brazil	2%	-2	-1
South Korea	2%	-1	-1
Hungary	1%	=	=
South Africa	1%	-2	=

17. Coronavirus (Covid-19)

Base: Representative sample of 23,287 adults aged 18-74 in 29 participating countries, November 22nd 2024 - December 6th 2024.

Source: Ipsos Global Advisor. Global score is a Global Country Average. See methodology for details.

Concern for the Coronavirus across 29 countries has dropped marginally this month and has hit its lowest point in our survey, now at 2% citing it as one of the main issues facing their country.

In no country do at least one in ten people see Coronavirus as a worry. The highest level being 7% in Malaysia.

We will continue to track attitudes to Coronavirus as we enter the fifth anniversary of the pandemic.

2%

say **coronavirus (Covid-19)** is one of the key issues facing their country

Countries where CORONAVIRUS (COVID-19) is the #1 concern:

None

17. Coronavirus (Covid-19)

Base: Representative sample of 23,287 adults aged 16-74 in 29 participating countries, November 22nd 2024 - December 6th 2024.

Source: Ipsos Global Advisor. Global score is a Global Country Average. See methodology for details. **Filter:** Country: World | Current Wave: Dec 24

Country	% choosing coronavirus (Covid-19) as a worry	Change from 12-month	
		last month	change
World	2%	-1	-2
Malaysia	7%	=	-5
India	6%	+1	=
Thailand	6%	+2	-4
Japan	4%	=	-1
Indonesia	4%	=	=
Canada	3%	=	=
Singapore	3%	-4	-11
Australia	3%	=	-5
Mexico	3%	-4	-2
Hungary	3%	+2	+2
Türkiye	3%	+2	-1
US	2%	=	-5
Poland	2%	=	-3
Great Britain	2%	=	-2
Spain	2%	=	+1
South Korea	2%	-2	-2
Italy	1%	=	-2
Peru	1%	-2	-2
Brazil	1%	=	-3
Germany	1%	-1	-3
France	1%	=	=
Colombia	1%	=	-2
Belgium	1%	-1	-1
South Africa	1%	=	-1
Argentina	1%	=	=
Israel	1%	=	=
Sweden	1%	-3	-2
Netherlands	1%	=	-1
Chile	1%	-1	=

ECONOMIC FOCUS

The State of the Economy in my Country

Running alongside our **What Worries the World** survey, Ipsos' monthly **Global Consumer Confidence** study asks the public in 29 countries questions relating to the economy and finance, on a country and personal level.

The following section draws on some of this data to provide extra context to this month's What Worries the World report. It shows how the public rate the current economic climate in their country.

Please contact:
Emilios.Louca@ipsos.com for more information.

Current Economic Situation

Base: Representative sample of 23,287 adults aged 18-74 in 29 participating countries, November 22nd 2024 - December 6th 2024.

Source: Ipsos Global Advisor. Global score is a Global Country Average. See methodology for details.

Looking back to January 2024, we see big changes. This time last year, Argentina was ranked bottom, with a good economy score of just 6%. This month, it ranks 15th of 29 countries, with a good economy score of 32%: its highest in almost seven years (also 32% in January 2018).

But economic perceptions haven't risen in all countries. Six countries have recorded double digit decreases in their good economy score, led by France (-20pp) and Belgium (-14pp) since January.

This month, a 4pp drop in Germany's good economy score


sees it record a new all-time low (27%). Meanwhile, France (10%) has fallen into the bottom ranked position, with its lowest score since February 2016.

Top countries most worried about the economy:

- France (90% say it's in bad shape)
- South Korea (90%)
- Japan (89%)
- Hungary (84%)
- Peru (83%)

27pp

Argentina's good economy score has risen 27 points since Dec 2023.



Current Economic Situation

Base: Representative sample of 23,287 adults aged 16-74 in 29 participating countries, November 22nd 2024 - December 6th 2024.

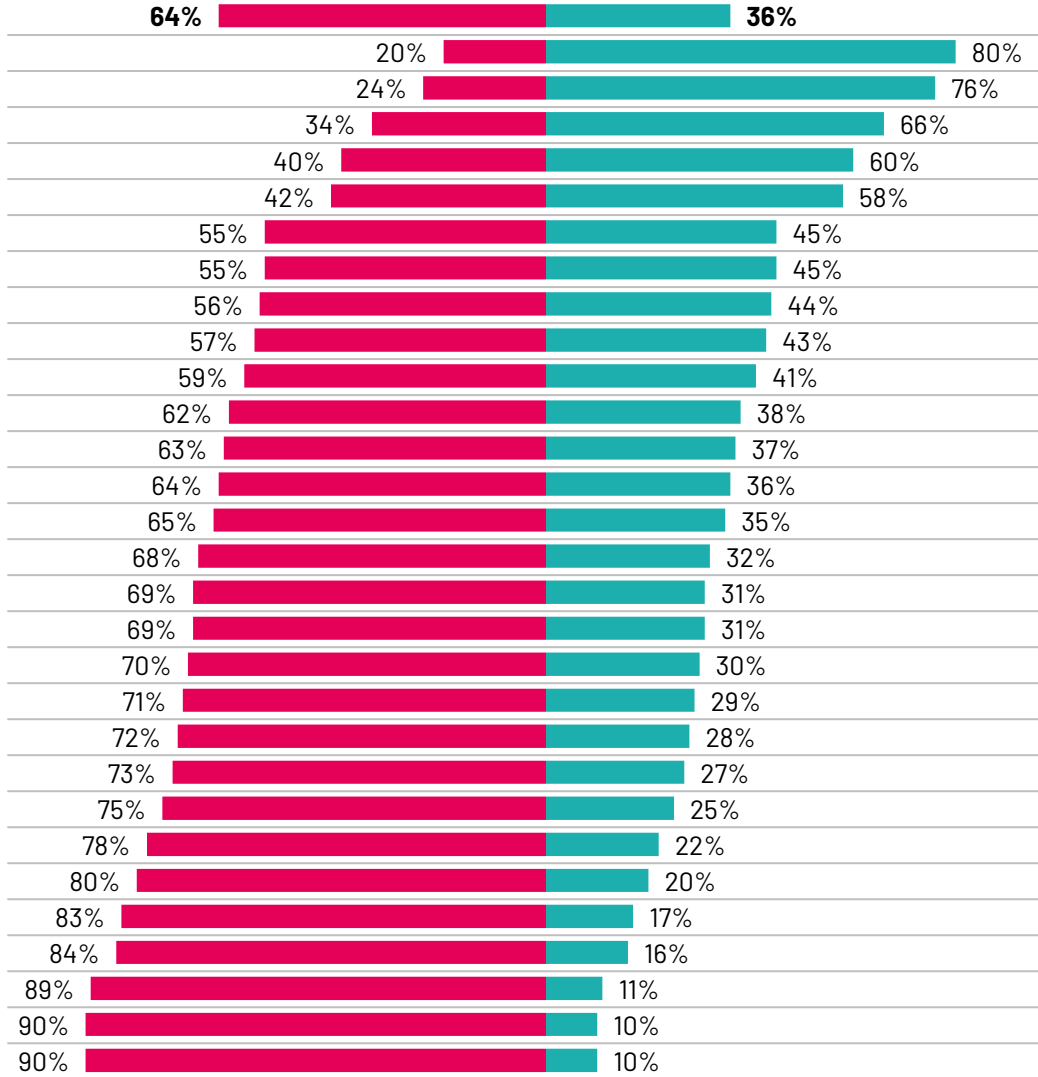
Source: Ipsos Global Advisor. Global score is a Global Country Average. See methodology for details. **Filter:** Country: World | Current Wave: Dec 24

Country

World

Singapore
India
Indonesia
Netherlands
Malaysia
Thailand
Australia
Mexico
Sweden
US
Poland
Spain
Canada
Brazil
Argentina
South Africa
Belgium
Israel
Chile
Italy
Germany
Colombia
Great Britain
Türkiye
Peru
Hungary
Japan
South Korea
France

Q: How would you describe the current economic situation in your country?



Good (teal bar) Bad (pink bar)

Change from 12-month last month change

-1	=
+3	-1
-3	-4
+8	+2
=	+6
-12	+12
+2	-5
+2	+2
-10	-10
+4	+13
+3	+3
-6	=
+3	+4
+5	+5
=	-4
+10	+27
-3	+13
-7	-13
-7	-14
-2	+7
-1	-3
-4	-11
-4	+1
-1	-1
+1	-4
-4	-2
-1	-11
-1	=
-3	-4
-5	-10



Current Economic Situation

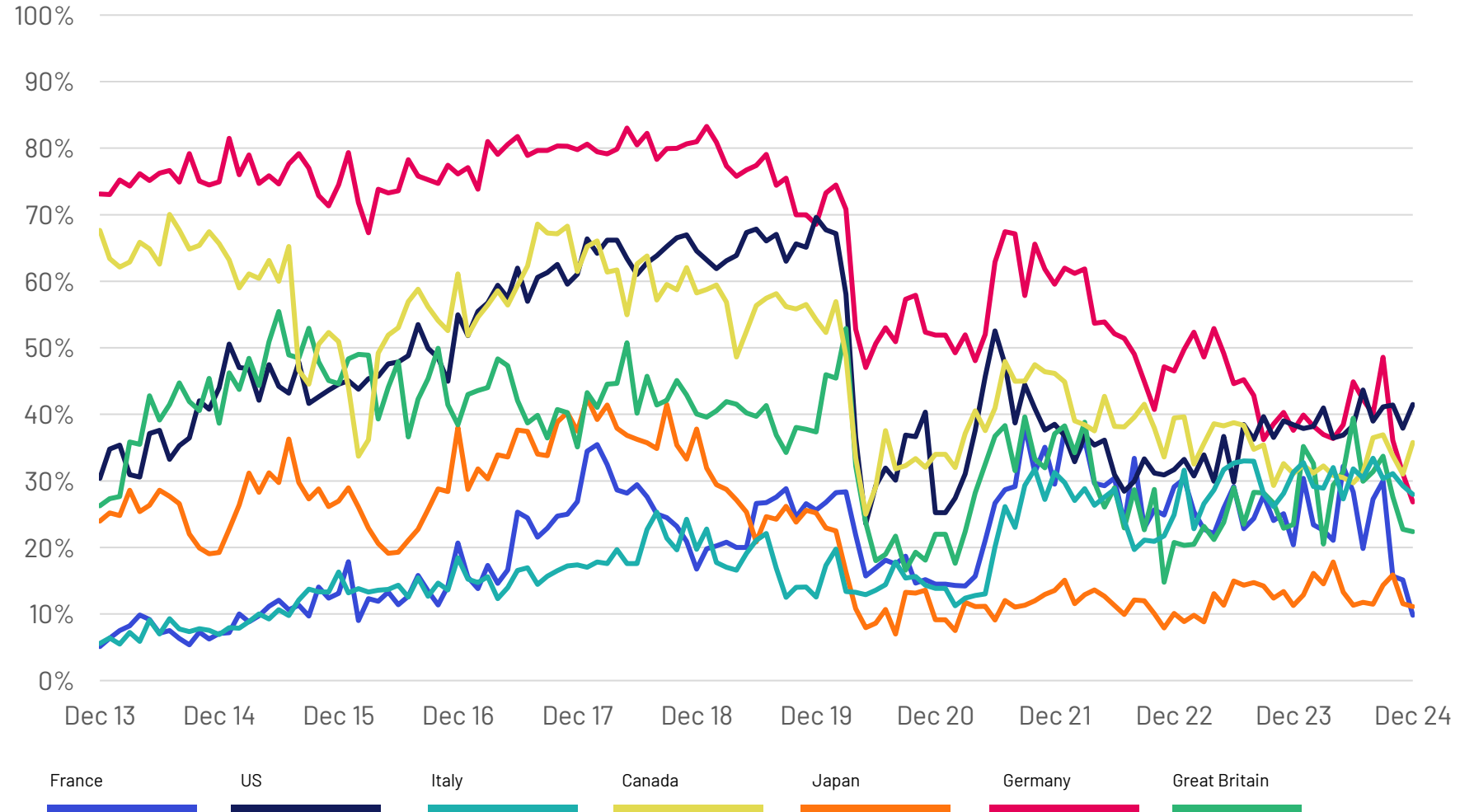
G7

% 'Very good' or 'Somewhat good'

Base: Representative sample of 23,287 adults aged 18-74 in 29 participating countries, November 22nd 2024 - December 6th 2024.

Source: Ipsos Global Advisor. Global score is a Global Country Average. See methodology for details.

Q: How would you describe the current economic situation in your country?



Current Economic Situation

Argentina

% 'Very good' or 'Somewhat good'

A 26-point rise from January 2024 sees Argentina record its highest good economy score since January 2018 (also 32%).

Base: Representative sample of 23,287 adults aged 18-74 in 29 participating countries, November 22nd 2024 - December 6th 2024.

Source: Ipsos Global Advisor. Global score is a Global Country Average. See methodology for details.

Q: How would you describe the current economic situation in your country?



Current Economic Situation

Canada

% 'Very good' or 'Somewhat good'

Canada has been one of the most stable countries this year, with its good economy score only varying over the course of the year. However, positivity for the economy is yet to return to its pre-Covid level.

Base: Representative sample of 23,287 adults aged 18-74 in 29 participating countries, November 22nd 2024 - December 6th 2024.

Source: Ipsos Global Advisor. Global score is a Global Country Average. See methodology for details.

Q: How would you describe the current economic situation in your country?



Current Economic Situation

France

% 'Very good' or 'Somewhat good'

Following a 5pp drop since last month, France now records its lowest good economy score since Feb 2016 (9%).

Base: Representative sample of 23,287 adults aged 16-74 in 29 participating countries, November 22nd 2024 - December 6th 2024.

Source: Ipsos Global Advisor. Global score is a Global Country Average. See methodology for details.

Q: How would you describe the current economic situation in your country?



Current Economic Situation

Germany

% 'Very good' or 'Somewhat good'

After falling a further four points this month, Germany has recorded a new all-time low good economy score.

Base: Representative sample of 23,287 adults aged 16-74 in 29 participating countries, November 22nd 2024 - December 6th 2024.

Source: Ipsos Global Advisor. Global score is a Global Country Average. See methodology for details.

Q: How would you describe the current economic situation in your country?



Current Economic Situation

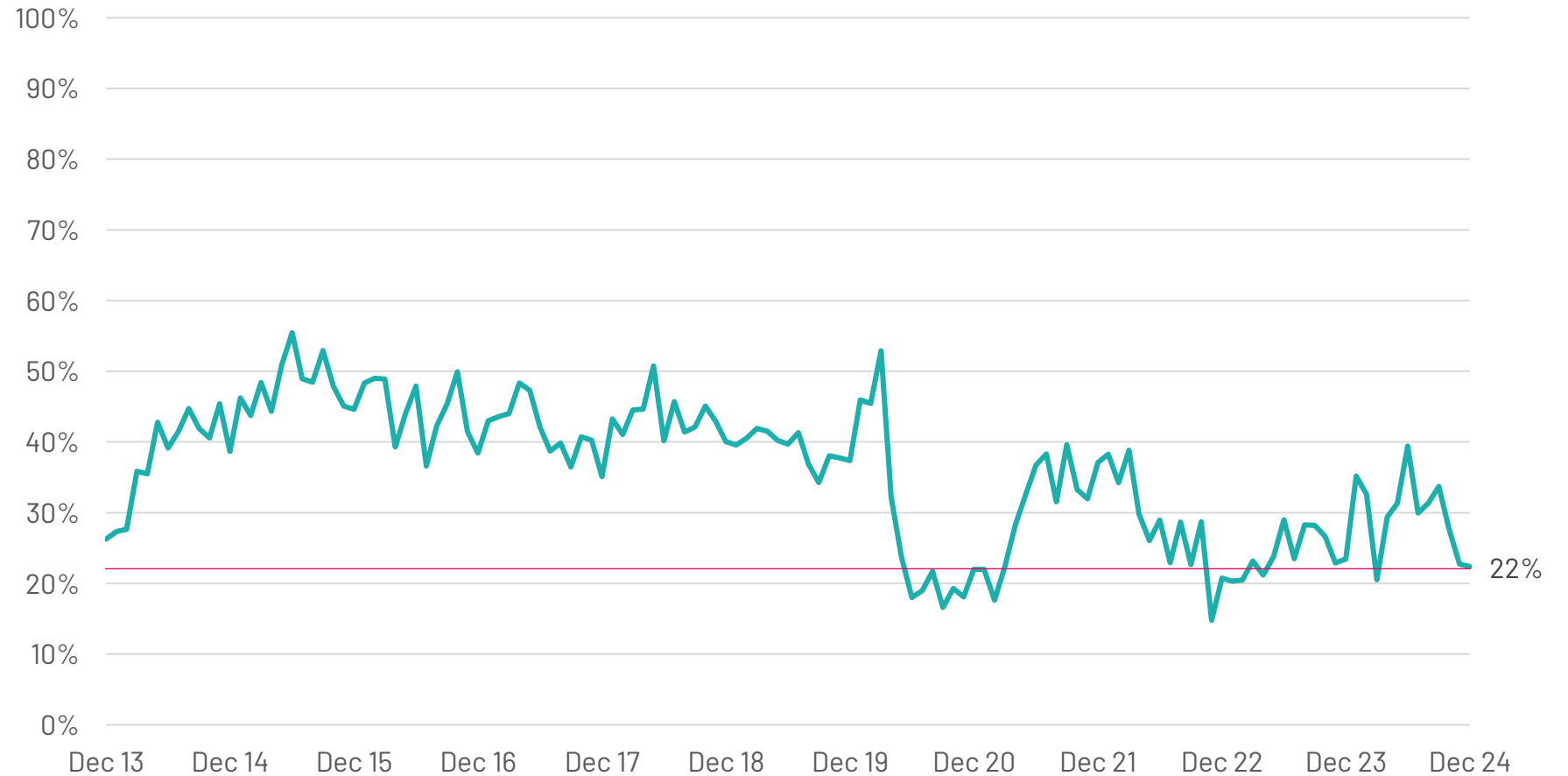
Great Britain

% 'Very good' or 'Somewhat good'

Base: Representative sample of 23,287 adults aged 16-74 in 29 participating countries, November 22nd 2024 - December 6th 2024.

Source: Ipsos Global Advisor. Global score is a Global Country Average. See methodology for details.

Q: How would you describe the current economic situation in your country?



Current Economic Situation

Israel

% 'Very good' or 'Somewhat good'

Israel has recorded a large drop, down 10 points from January 2024.

Base: Representative sample of 23,287 adults aged 18-74 in 29 participating countries, November 22nd 2024 - December 6th 2024.

Source: Ipsos Global Advisor. Global score is a Global Country Average. See methodology for details.

Q: How would you describe the current economic situation in your country?



Current Economic Situation

Italy

% 'Very good' or 'Somewhat good'

Italy's good economy score has been one of the most stable in our survey, varying just six points over the past 12 months.

Base: Representative sample of 23,287 adults aged 18-74 in 29 participating countries, November 22nd 2024 - December 6th 2024.

Source: Ipsos Global Advisor. Global score is a Global Country Average. See methodology for details.

Q: How would you describe the current economic situation in your country?



Current Economic Situation

Japan

% 'Very good' or 'Somewhat good'

Base: Representative sample of 23,287 adults aged 18-74 in 29 participating countries, November 22nd 2024 - December 6th 2024.

Source: Ipsos Global Advisor. Global score is a Global Country Average. See methodology for details.

Q: How would you describe the current economic situation in your country?



Current Economic Situation

US

% 'Very good' or 'Somewhat good'

Base: Representative sample of 23,287 adults aged 18-74 in 29 participating countries, November 22nd 2024 - December 6th 2024.

Source: Ipsos Global Advisor. Global score is a Global Country Average. See methodology for details.

Q: How would you describe the current economic situation in your country?



Methodology

This 29-country Global Advisor survey was conducted between November 22nd 2024 and December 6th 2024 via the Ipsos Online Panel system among 23,287 adults aged 18-74 in Canada, Israel, Malaysia, South Africa, Türkiye and the United States, 20-74 in Indonesia and Thailand, 21-74 in Singapore, and 16-74 in all other nations.

The “Global Country Average” reflects the average result for all the countries where the survey was conducted. It has not been adjusted to the population size of each country and is not intended to suggest a total result.”

The sample consists of approximately 1000+ individuals in each of Australia, Belgium, Brazil, Canada, France, Germany, Great Britain, Italy, Japan, Spain, Sweden, and the US, and approximately 500+ individuals in each of Argentina, Chile, Colombia, Hungary, Indonesia, Israel, Malaysia, Mexico, the Netherlands, Peru, Poland, Singapore, South Africa, South Korea, Thailand and Türkiye.

The sample in India consists of approximately 2,200 individuals, of whom approximately 1,800 were interviewed face-to-face and 400 were interviewed online.

The samples in Argentina, Australia, Belgium, Canada, France, Germany, Great Britain, Hungary, Italy, Japan, the Netherlands, Poland, South Korea, Spain, Sweden, and the US can be taken as representative of these countries’ general adult population under the age of 75.

The samples in Brazil, Chile, Colombia, India, Indonesia, Malaysia, Mexico, Peru, Singapore, South Africa, Thailand and Türkiye are more urban, more educated, and/or more affluent than the general population. The survey results for these markets should be viewed as reflecting the views of the more “connected” segment of these populations.

India’s sample represents a large subset of its urban population – social economic


classes A, B and C in metros and tier 1-3 town classes across all four zones.

Weighting has been employed to balance demographics and ensure that the sample’s composition reflects that of the adult population according to the most recent census data.

The precision of Ipsos online polls are calculated using a credibility interval with a poll of 1,000 accurate to +/- 3.5 percentage points and of 500 accurate to +/- 5.0 percentage points. For more information on the Ipsos use of credibility intervals, please visit the Ipsos website.

Where results do not sum to 100 or the ‘difference’ appears to be +/-1 more/less than the actual, this may be due to rounding, multiple responses, or the exclusion of don’t knows or not stated responses

The publication of these findings abides by local rules and regulations.



THANK YOU

CONTACT:

Teodros.Gebrekal@ipsos.com

VISIT:

ipsos.com