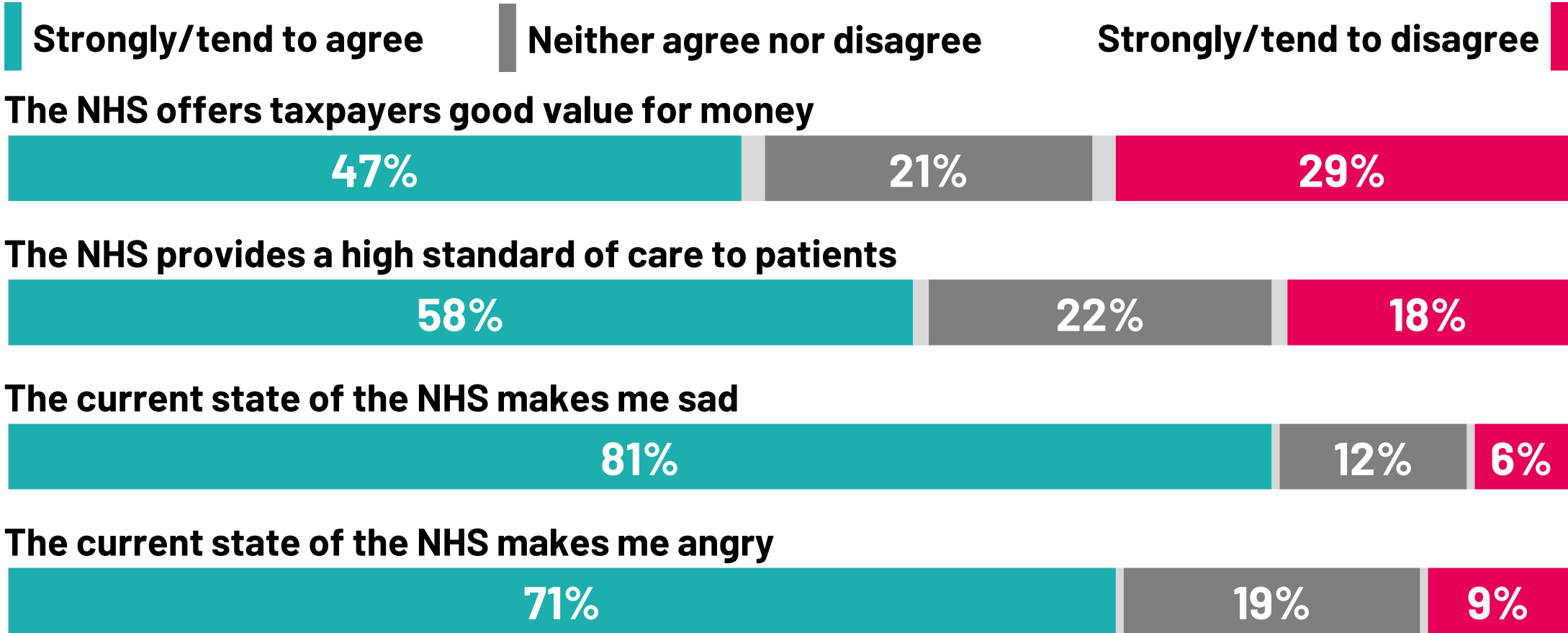


# Ipsos Health questions

February 2025

# 4 in 5 Britons say they are sad about the current state of the NHS, 7 in 10 say it makes them angry

To what extent, do you agree or disagree with each of the following statements?



Base: 1,087 Online British adults aged 18-75, 3-5 February 2025

# Nearly 4 in 5 Britons are concerned about the possibility of having to wait on a trolley in a corridor at A&E

How concerned, if at all, are you about each of the following?



Base: 1,087 Online British adults aged 18-75, 3-5 February 2025

# 2 in 5 of those concerned about capacity at their local A&E say they are less likely to seek emergency care if they needed it, with an equal share saying their concern about A&E capacity has no impact on whether or not they would seek such care

You mentioned you were concerned about capacity at your local A&E. Does this concern make you more or less likely to seek emergency care if you needed it, or does it have no impact?



## Among those concerned



## Among all




Base: 1,087 Online British adults aged 18-75, including 910 who are concerned about capacity at their local A&E, 3-5 February 2025  
\*Question only asked to those who were concerned; Among All figure represents this proportion as a share of the overall public

# Among those concerned about ambulance response times, 3 in 5 (58%) say this makes them more likely to seek alternative forms of transport if they needed to get to the hospital in an emergency


You mentioned you were concerned about the response times of ambulances in your local area. Does this concern make you more or less likely to seek alternative forms of transport if you / a loved one needed to get to the hospital in an emergency, or does it have no impact?



## Among those concerned



## Among all\*

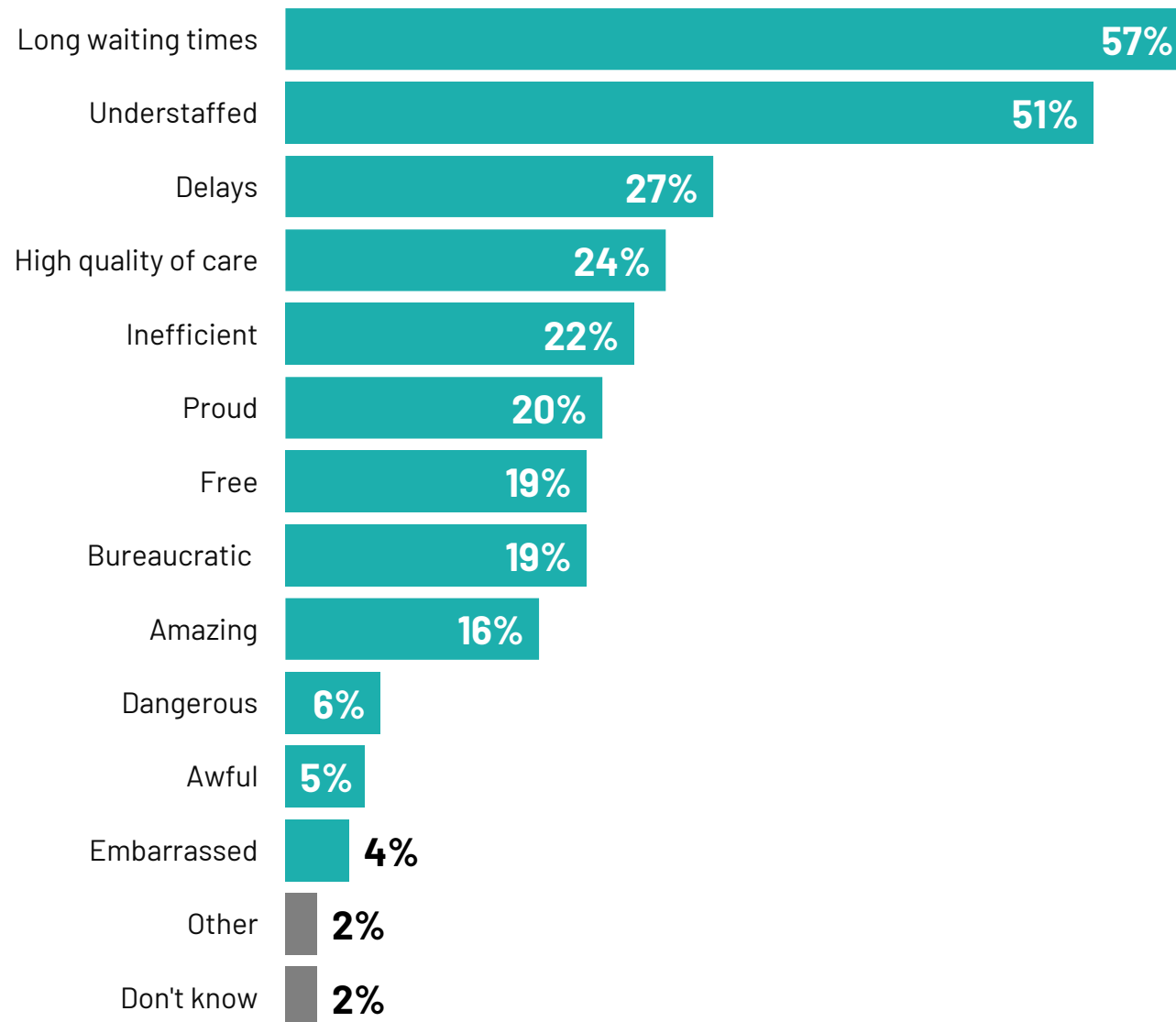


Base: 1,087 Online British adults aged 18-75, including 806 who are concerned about ambulance response times in their local area, 3-5 February 2025  
\*Question only asked to those who were concerned; Among All figure represents this proportion as a share of the overall public

# Nearly 6 in 10 Britons say that long waiting times are what they think of most when they think of the NHS, half say understaffed

Which of the following words, if any, do you most strongly think of when you think of the NHS?

Base: 1,087 Online British adults aged 18-75, 3-5 February 2025





**December 2024**

**Ipsos – Health questions**

**For more information**

**Anna Quigley**

Research Director

[Anna.Quigley@ipsos.com](mailto:Anna.Quigley@ipsos.com)

**Kate Duxbury**

Research Director

[Kate.Duxbury@ipsos.com](mailto:Kate.Duxbury@ipsos.com)