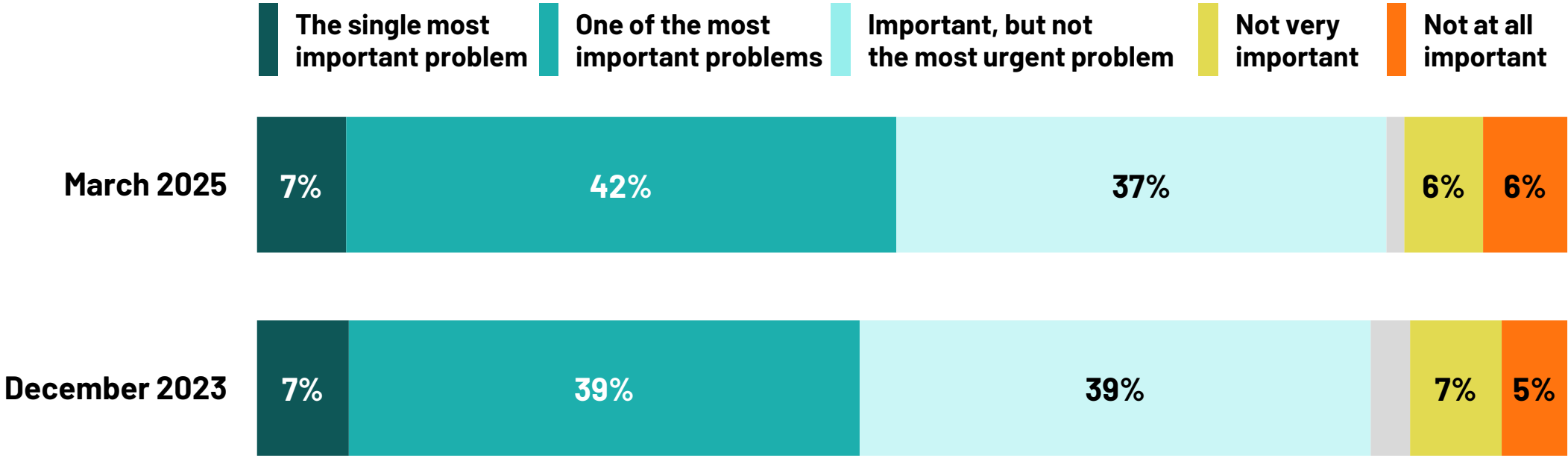


# IPSOS UK Energy Polling

April 2025

# Most Britons think climate change is important, including one in two thinking it is one of the or single most important problem

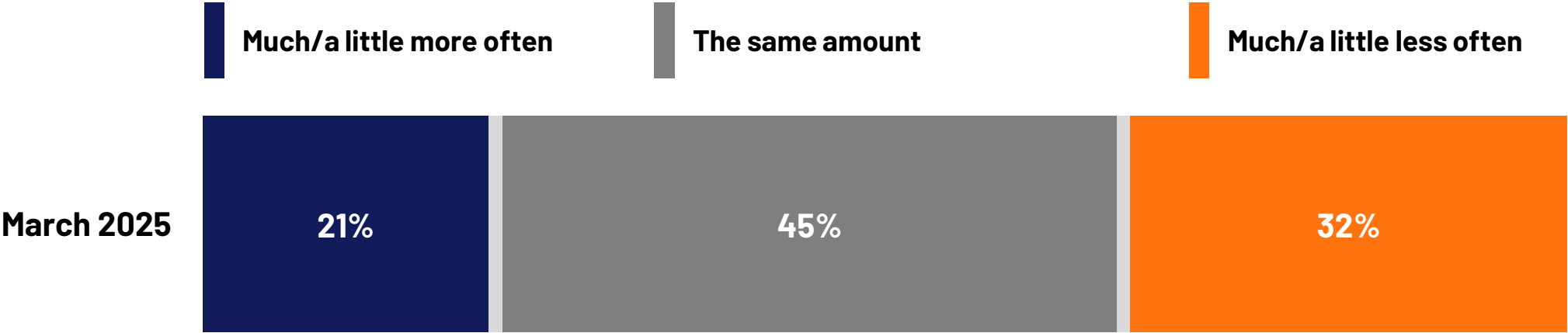
Compared to all the other problems facing the UK, would you say that climate change is...



Base: 1,089 Online British adults aged 18-75, 21-24 March 2025

# A third say they used their heating less this winter than previous winters

This winter, have you used your heating less often than in previous winters, more often, or about the same amount?



Base: 1,089 Online British adults aged 18-75, 21-24 March 2025

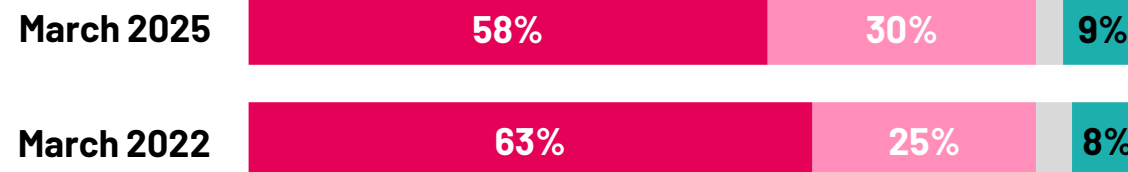
**Nearly 9 in 10 are concerned about the price of energy. While still high, concern about reliance on energy imports and supply interruptions is lower than in 2022.**

Please now think specifically about how we generate and supply energy in this country. How concerned, if at all, are you about these things?

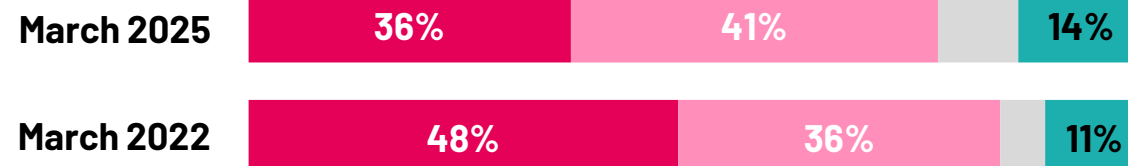
Very concerned Fairly concerned Not concerned

The price that households in the UK have to pay for their home energy (electricity and/or gas) at the moment

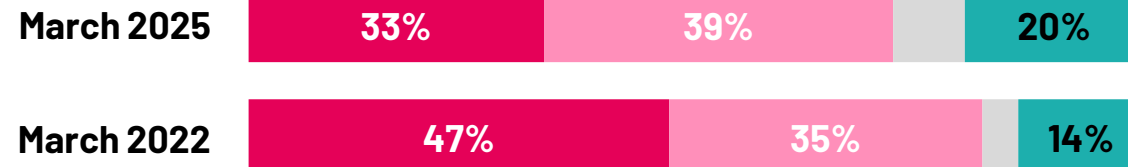
Concerned



How dependent the UK is on energy imports from other countries



The chance that energy supplies to this country could be interrupted and the supply of energy to homes might be interrupted



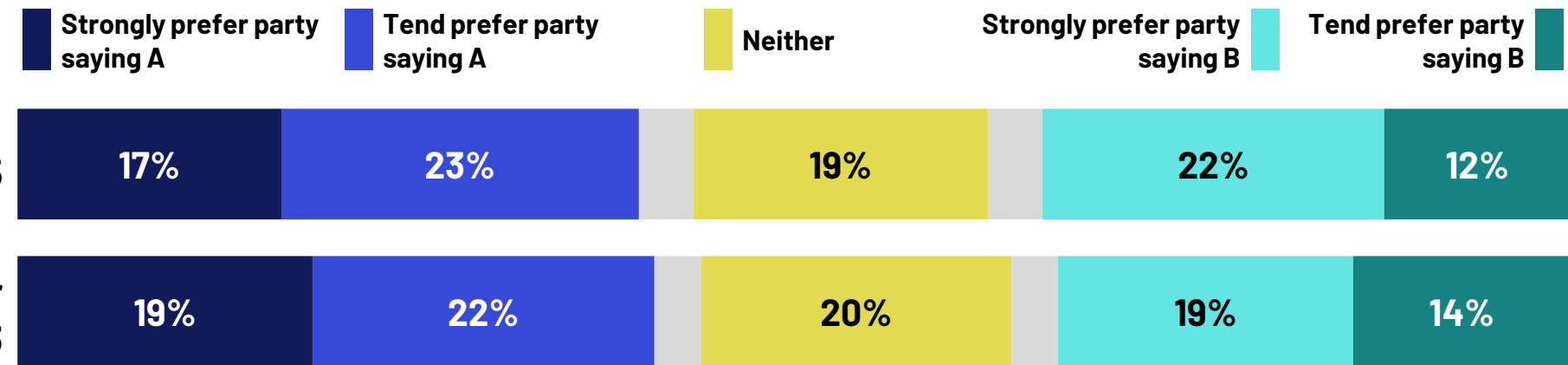
Base: 1,089 Online British adults aged 18-75, 21-24 March 2025

# Britons lean towards preferring a party that says it would take strong action on climate change than one that took a slower approach, in line with 2023

Below are two different aims a political party could have. For these statements, please choose which would make you more likely to vote for a political party, or if it would make no difference.

**A: We will take strong action against things that cause climate change, even if this increases costs of oil and gas production and requires increased investment in renewable energy supplies**

**B: We will slow down actions against things that cause climate change, because it is not necessary, or we can't afford the additional costs right now while there are other priorities**



**Prefer A** **Prefer B**

March 2025

40% 34%

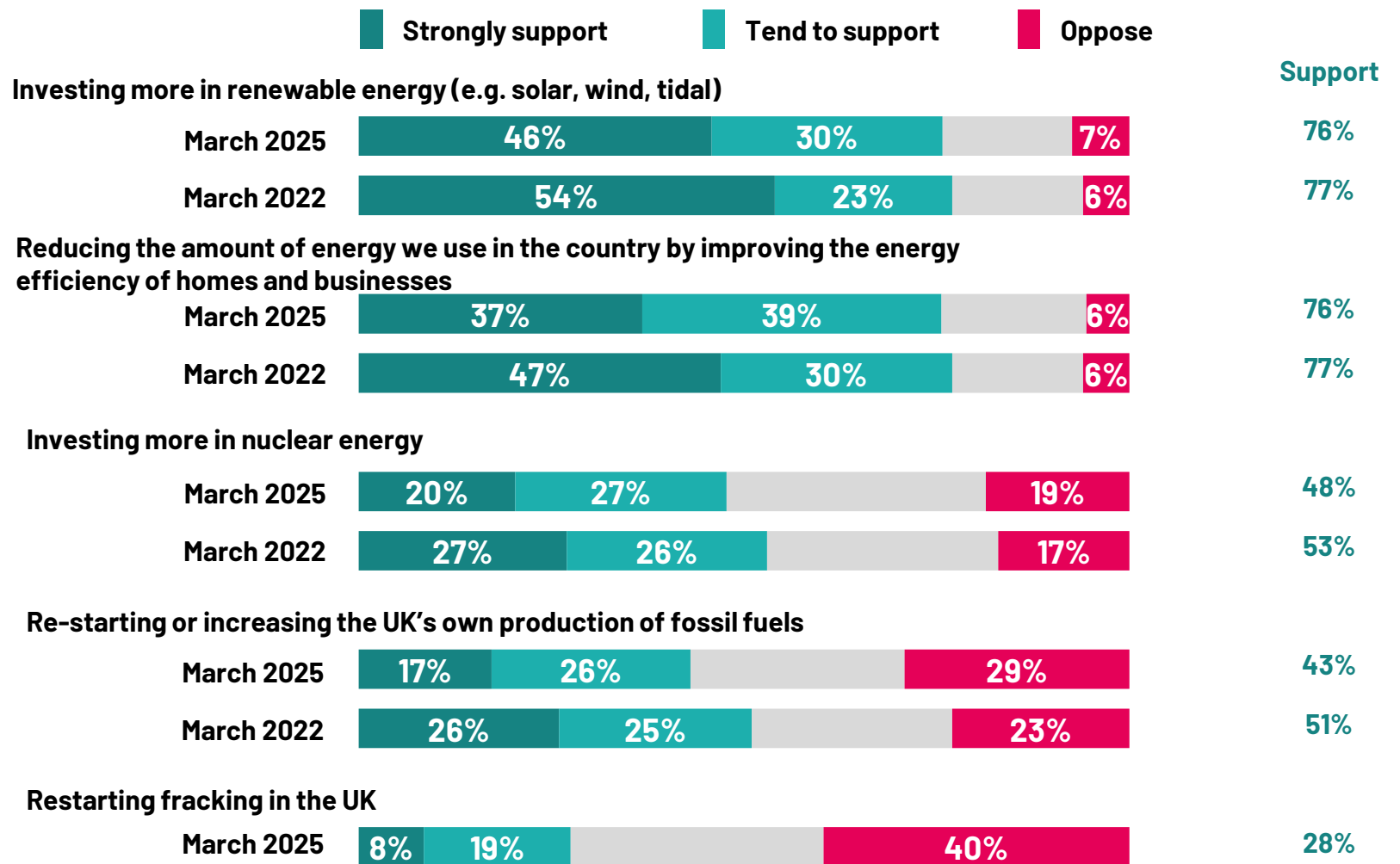
December 2023

41% 33%

Base: 1,089 Online British adults aged 18-75, 21-24 March 2025

# There is continued support for investing in renewable energy and reducing energy use by improving energy efficiency, and low support for restarting fracking

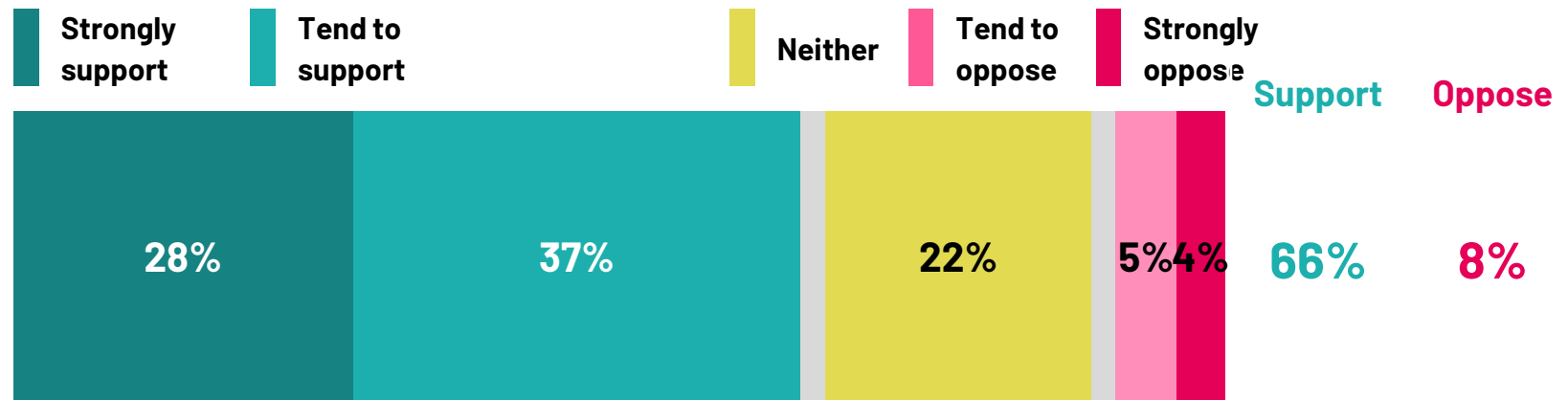
At present, the UK imports more than two fifths of its energy from overseas. This includes coal, oil, gas and electricity. Below are some steps that the UK could take to reduce how much we rely on imported energy. How much, if at all, do you support or oppose the UK taking each of these steps?



Base: 1,089 Online British adults aged 18-75, 21-24 March 2025

# Two thirds support building more sources of clean energy generation in their local area

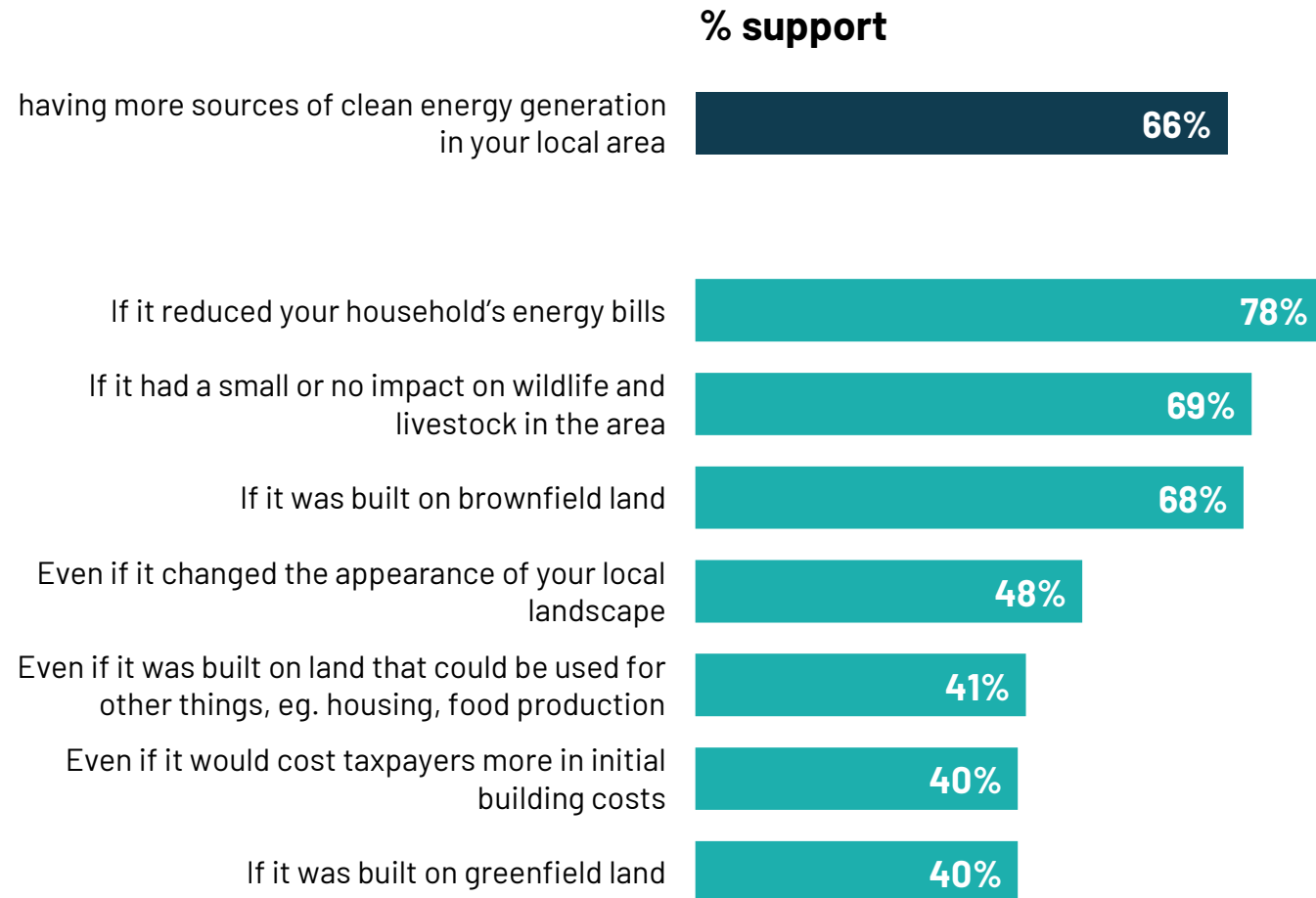
Thinking again about where you live, to what extent would you support or oppose having more sources of clean energy generation (such as wind turbines, solar panels and so on) built in your local area?



Base: 1,089 Online British adults aged 18-75, 21-24 March 2025

# Support for building sources of clean energy generation increases if it reduced energy bills

And to what extent would you support or oppose having more sources of clean energy generation (such as wind turbines, solar panels and so on) built in your local area in each of these cases?



Base: 1,089 Online British adults aged 18-75, 21-24 March 2025





#### **For more information**

**Sophie Thompson**

Research Manager  
Sophie.Thompson01@ipsos.com

**Kate Mesher**

Research Manager  
Kate.Mesher@ipsos.com