

HEALTHCARE IN CANADA 2025

Montreal Economic Institute

Research report

April 2025

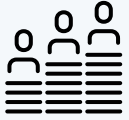


MEI



© 2025 Ipsos. All rights reserved. Contains Ipsos' Confidential and Proprietary information and may not be disclosed or reproduced without the prior written consent of Ipsos.

Methodology



These are findings of an online Ipsos poll conducted on behalf of the Montreal Economic Institute.



A sample of 1,164 Canadian residents aged 18 years and over, with an oversample of residents in Quebec (n=406) was interviewed online between March 24th and 28th, 2025.



Weighting and quotas according to age, gender, region and language were employed to ensure that the sample's composition reflects the overall population according to the latest census information.

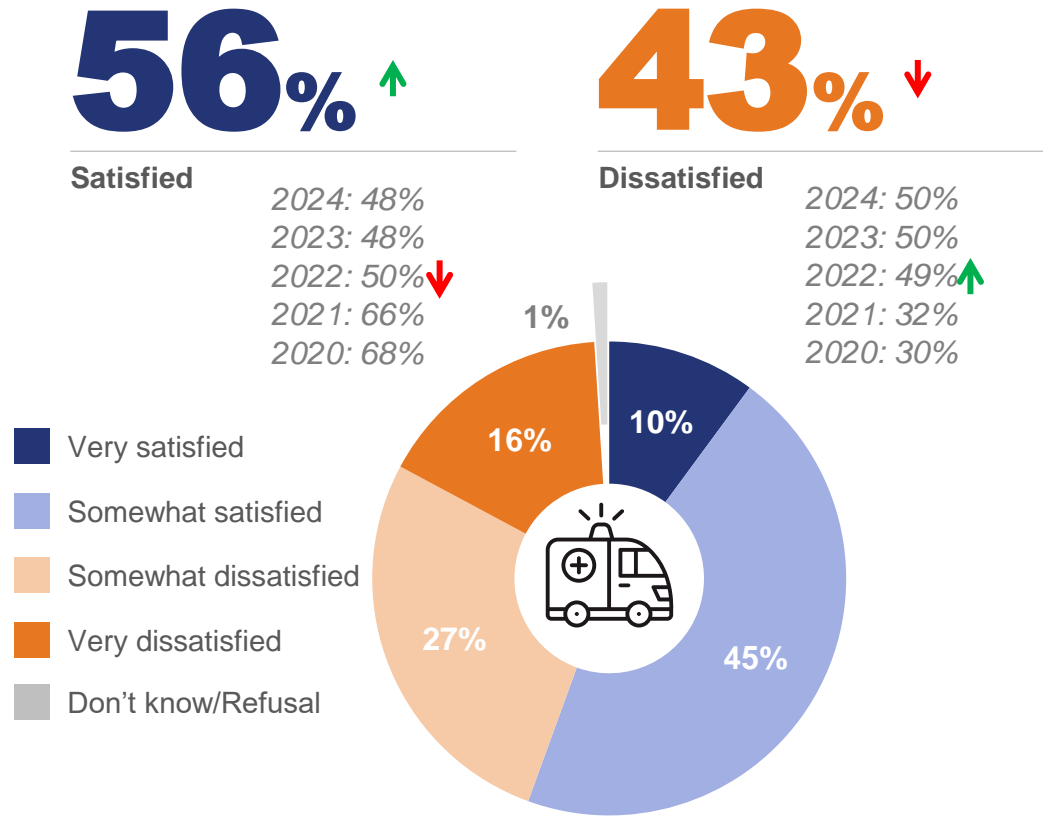


The precision of Ipsos online polls is measured using a credibility interval. In this case, the results are accurate to within +/- **3.3 percentage points, 19 times out of 20**, of what the results would have been had all Canadian adults been polled.

Key Findings

- 1 More than half (56%) of Canadians are **satisfied with their provincial healthcare system**, a significant increase over 2024 figures (+8 points). Satisfaction is lowest among residents of Atlantic Canada (45%).
- 2 More than three-quarters of Canadians (77%) believe **their provincial healthcare system is too bureaucratic**. This sentiment is highest among residents of Alberta (83%), BC (81%) and Quebec (81%).
- 3 Three quarters of Canadians (74%) believe that **private entrepreneurs can deliver healthcare services faster than hospitals managed by the government**, with those residing in BC (80%) and Quebec (79%) most likely to think this way.
- 4 Over eight in ten Canadians (83%) are unaware of the French or Swedish healthcare models, consistent over five years. However, there is strong support (64%) for adopting similar models in Canada.
- 5 Nearly three-quarters (73%) of Canadians support allowing patients to receive treatment abroad, with costs covered up to the equivalent of domestic expenses.

More than half of Canadians (56%) report being satisfied with their provincial healthcare system, a significant increase from 2024.



Satisfaction with province's healthcare system

Q1. In general, are you satisfied or dissatisfied with your province's healthcare system?
Base: All respondents 2025: (n=1,164), 2024: (n=1,116), 2023: (n=1,164), 2022: (n=1,174), 2021: (n=1,168), 2020: (n=1,150).

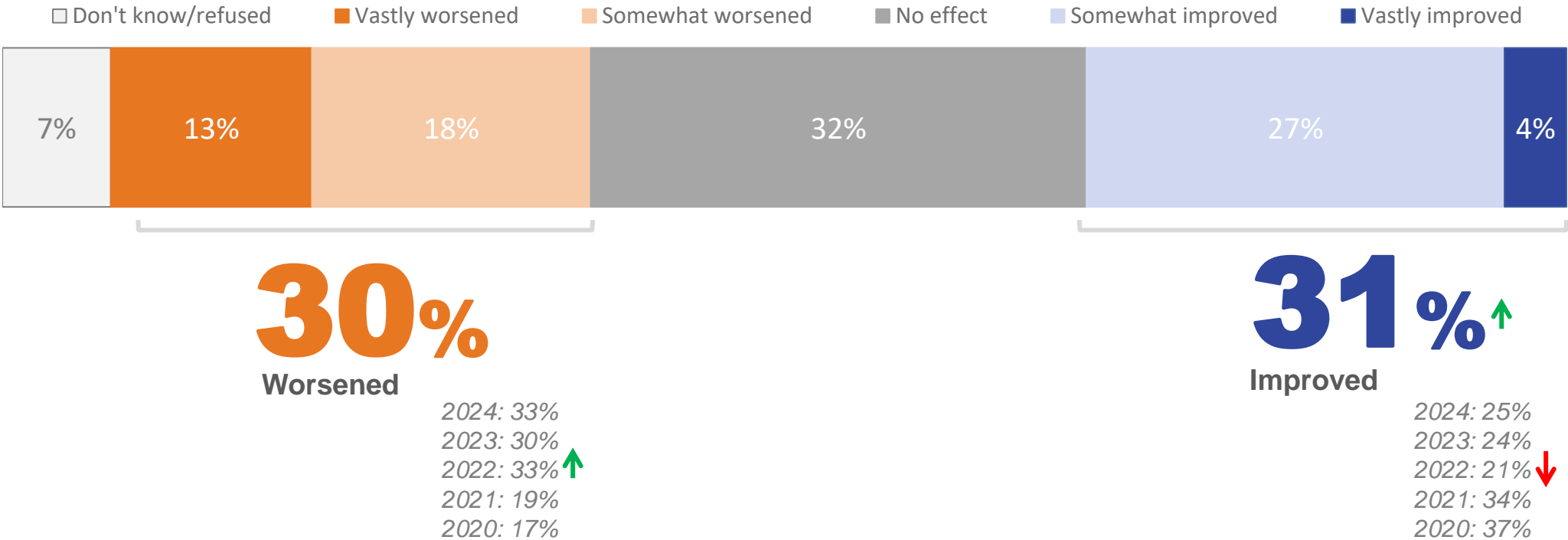
↑ ↓ Significantly higher or lower compared to previous wave

Satisfaction with the provincial health system by socio-demographic group.

Women (48%) and those aged 35-54 (50%) report higher levels of dissatisfaction with their provincial healthcare system. Regionally, residents of Atlantic Canada (55%) and Alberta (51%) are most dissatisfied, with Ontario most satisfied (61%).

| | Total | Age | | | Gender | | Region | | | | | |
|---------------------------------|-------|----------|-----------|----------|----------|----------|--------|----------|-------|------------|----------|----------|
| | | 18-34 | 35-54 | 55+ | Male | Female | BC | AB | SK/MB | ONT | QC | ATL |
| | | A | B | C | D | E | F | G | H | I | J | K |
| Satisfied (Very/Somewhat) | 56% | 59% B | 48% | 59% B | 60% E | 52% | 56% | 48% | 54% | 61% GJK | 53% | 45% |
| Dissatisfied (Very/Somewhat) | 43% | 40% | 50% AC | 40% | 39% | 48% D | 44% | 51% I | 46% | 37% | 46% I | 55% I |

Canadians are divided on whether the public funding injected into the healthcare system in the past decade has resulted in improvements or if it has been ineffective. Notably, there has been a significant rise in those perceiving improvements compared to last year.



Q2. In your opinion, have the additional amounts injected into the healthcare system over the past ten years by the government of your province improved the healthcare system? ↑ ↓ Significantly higher or lower compared to previous wave

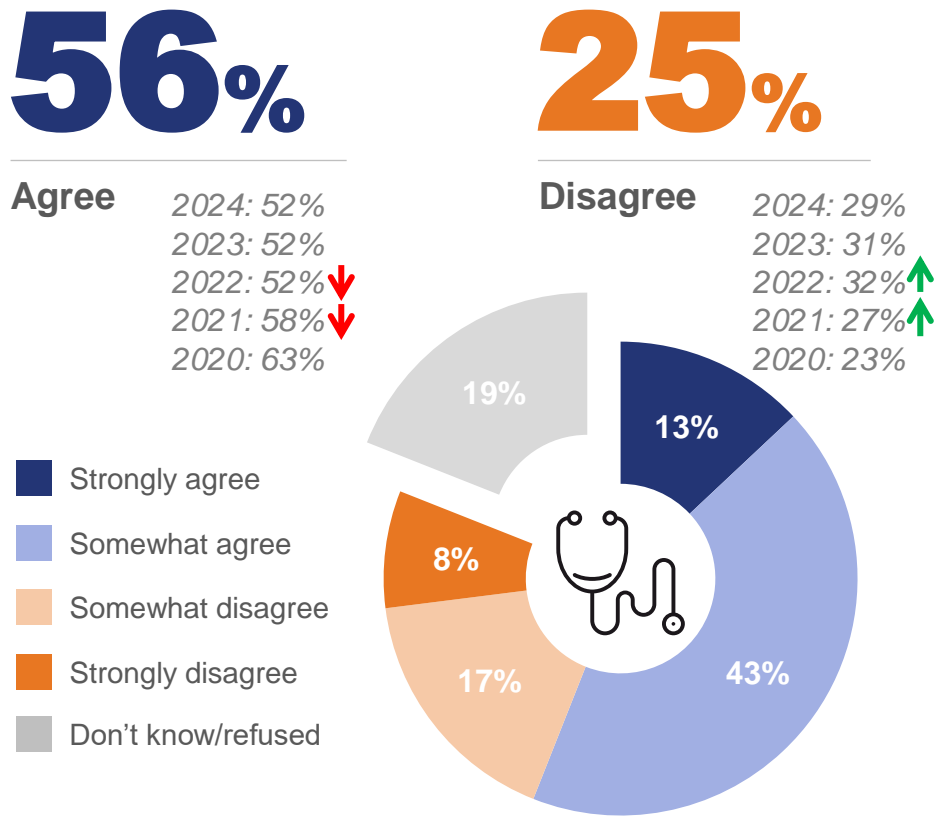
Base: All respondents 2025: (1,164), 2024: (1,116), 2023: (n=1,164), 2022: (n=1,174), 2021: (n=1,168), 2020: (n=1,150).

Improvement of the healthcare system by socio-demographic group.

Canadians are divided on whether additional amounts injected into the healthcare system are leading to improvements. Men (35%) and younger Canadians aged 18-34 (36%) are most likely to have noticed an improvement of the healthcare system.

| | Total | Age | | | Gender | | Region | | | | | |
|-----------------------------|-------|-----------------|-------|-----|-----------------|--------|--------|-----------------|-------|-----|-----|-----|
| | | 18-34 | 35-54 | 55+ | Male | Female | BC | AB | SK/MB | ONT | QC | ATL |
| | | A | B | C | D | E | F | G | H | I | J | K |
| Improved (Very/Somewhat) | 31% | 36% C | 30% | 28% | 35% E | 27% | 30% | 36% J | 36% | 32% | 26% | 37% |
| Worsened (Very/Somewhat) | 30% | 29% | 32% | 30% | 29% | 32% | 34% | 31% | 35% | 28% | 29% | 33% |

Over half of Canadians (56%) would like increased access to healthcare services provided by independent health entrepreneurs, up 4 points from last year.



Access to independent health entrepreneurs

Q3. Would you agree or disagree that governments in Canada allow patients increased access to healthcare services provided by independent health entrepreneurs?



Significantly higher or lower compared to previous wave

Access to independent healthcare entrepreneurs by socio-demographic group.

Men (59%) and residents of Quebec (68%) continue to be most likely to want increased access to privately supplied healthcare.

| | Total | Age | | | Gender | | Region | | | | | |
|---------------------------------|-------|-------|-----------------|-----------------|-----------------|--------|------------------|------------------|-------|-----------------|--------------------|-----|
| | | 18-34 | 35-54 | 55+ | Male | Female | BC | AB | SK/MB | ONT | QC | ATL |
| | | A | B | C | D | E | F | G | H | I | J | K |
| Agree (Strongly/Somewhat) | 56% | 60% | 56% | 53% | 59% E | 53% | 48% | 62% FI | 50% | 50% | 68% FHIK | 53% |
| Disagree (Strongly/Somewhat) | 25% | 20% | 27% A | 27% A | 27% | 24% | 33% GJ | 21% | 29% | 27% J | 20% | 24% |

More than eight in ten Canadians (83%) are unaware of the French or Swedish healthcare models – consistent over the past five years.

17%

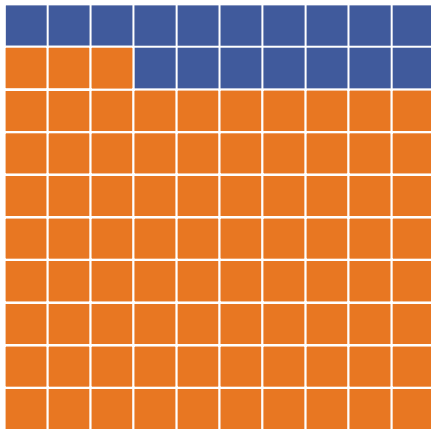
Yes

2024: 17%

2023: 19%

2022: 19%

2021: 17%



83%

No

2024: 83%

2023: 81%

2022: 81%

2021: 83%

Awareness of the French or Swedish models



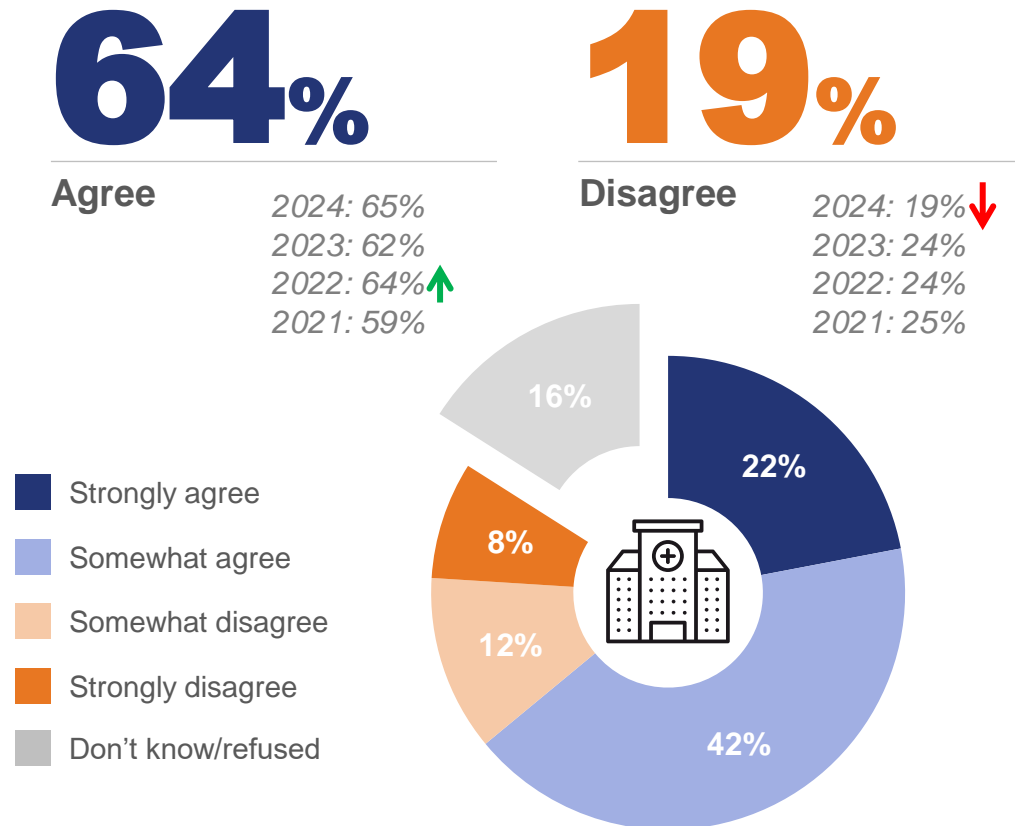
Significantly higher or lower compared to previous wave

Awareness of the French or Swedish models by socio-demographic group.

Awareness of the French and Swedish models is highest among Canadians aged 18-34 (24%), men (21%) and residents of Quebec, Alberta and BC (all at 19%).

| | Total | Age | | | Gender | | Region | | | | | |
|-----|-------|------------------|-----------------|-----------------|-----------------|-----------------|--------|-----|-----------------|-----|-----------------|-----|
| | | 18-34 | 35-54 | 55+ | Male | Female | BC | AB | SK/MB | ONT | QC | ATL |
| | | A | B | C | D | E | F | G | H | I | J | K |
| Yes | 17% | 24% BC | 17% | 12% | 21% E | 13% | 19% | 19% | 9% | 17% | 19% H | 11% |
| No | 83% | 76% | 83% A | 88% A | 79% | 87% D | 81% | 81% | 91% J | 83% | 81% | 89% |

Two-thirds of Canadians (64%) agree that Canada should adopt healthcare models similar to those in France or Sweden, a sentiment stable over the past four years.



Applying the French/Swedish healthcare models

Q5. To what extent do you agree or disagree that Canada should follow this 'French or Swedish model' and allow private entrepreneurs to manage some public hospitals, provided that medically required care remains covered and fully reimbursed by the government?

Base: All respondents 2025: (1,164), 2024: (1,116), 2023: (n=1,164), 2022: (n=1,174), 2021: (n=1,168).

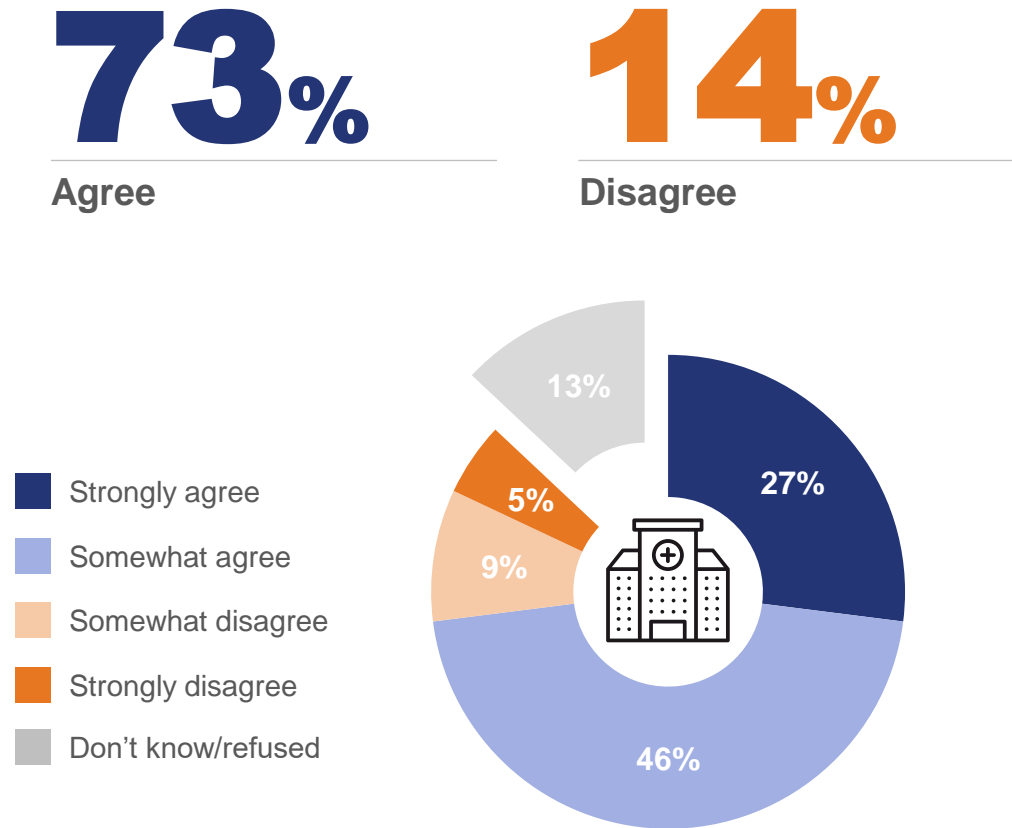
↑ ↓ Significantly higher or lower compared to previous wave

Applying the French/Swedish healthcare models by socio-demographic group.

Perhaps because of their higher levels of awareness, Canadians aged 18-34 (72%), men (69%) and residents of Quebec (72%) and Western Canada including BC (72%) and Alberta (69%) are most likely to agree that Canada should follow the French/Swedish model.

| | Total | Age | | | Gender | | Region | | | | | |
|---------------------------------|-------|------------------|-------|-----------------|-----------------|--------|------------------|-----------------|-------|-----------------|------------------|-----|
| | | 18-34 | 35-54 | 55+ | Male | Female | BC | AB | SK/MB | ONT | QC | ATL |
| | | A | B | C | D | E | F | G | H | I | J | K |
| Agree (Strongly/Somewhat) | 64% | 72% BC | 65% | 58% | 69% E | 60% | 72% IK | 69% I | 68% | 56% | 72% IK | 56% |
| Disagree (Strongly/Somewhat) | 19% | 15% | 20% | 22% A | 19% | 20% | 18% | 18% | 15% | 25% J | 14% | 17% |

Nearly three-quarters of Canadians (73%) support the idea of their province adopting a system that allows them to receive treatment abroad, with costs covered up to the equivalent of domestic healthcare expenses.



Allow patients to seek covered treatment in other countries

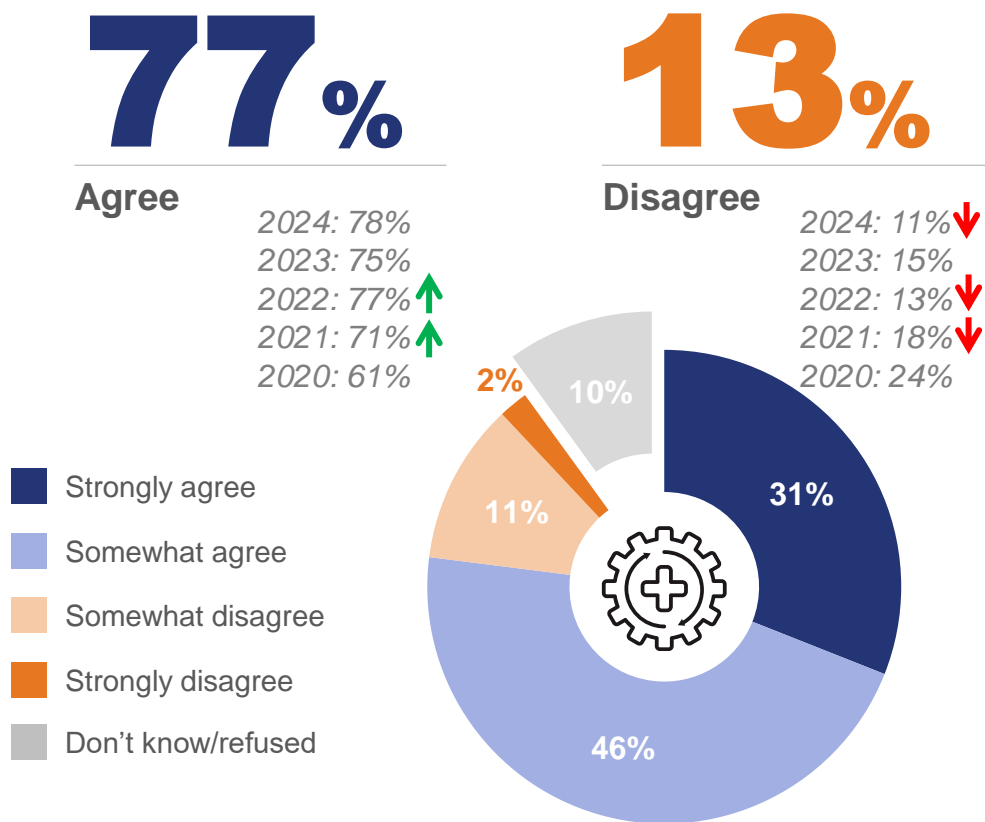
Q5a. Some European countries allow their patients to get treatment covered in other countries up to the same amount that such treatment would cost if it was done in their home-country's health system. In your opinion, should your province adopt such a system?
Base: All respondents 2025: (1,164)

Enabling patients to receive treatment abroad, with costs covered up to the equivalent amount as in their home country by socio-demographic group.

There is widespread agreement throughout Canada, cutting across age, gender, and regional lines, to allow patients to receive treatment overseas.

| | Total | Age | | | Gender | | Region | | | | | |
|---------------------------------|-------|-------|-------|-----|--------|--------|--------|-----|-------|-----|-----|-----|
| | | 18-34 | 35-54 | 55+ | Male | Female | BC | AB | SK/MB | ONT | QC | ATL |
| | | A | B | C | D | E | F | G | H | I | J | K |
| Agree (Strongly/Somewhat) | 73% | 76% | 73% | 70% | 75% | 71% | 76% | 73% | 76% | 72% | 70% | 81% |
| Disagree (Strongly/Somewhat) | 14% | 12% | 15% | 16% | 14% | 15% | 13% | 13% | 14% | 14% | 18% | 10% |

Over three-quarters of Canadians (77%) believe their provincial healthcare system is overly bureaucratic, marking a significant increase since 2020.



My province's health care system is too bureaucratic

Q6_1. To what extent do you agree or disagree with the following: My province's healthcare system is too bureaucratic to respond quickly or adequately to the needs of the population.
Base: All respondents 2025: (n=1,164), 2024: (n=1,116), 2023: (n=1,164), 2022: (n=1,174), 2021: (n=1,168), 2020: (n=1,150).

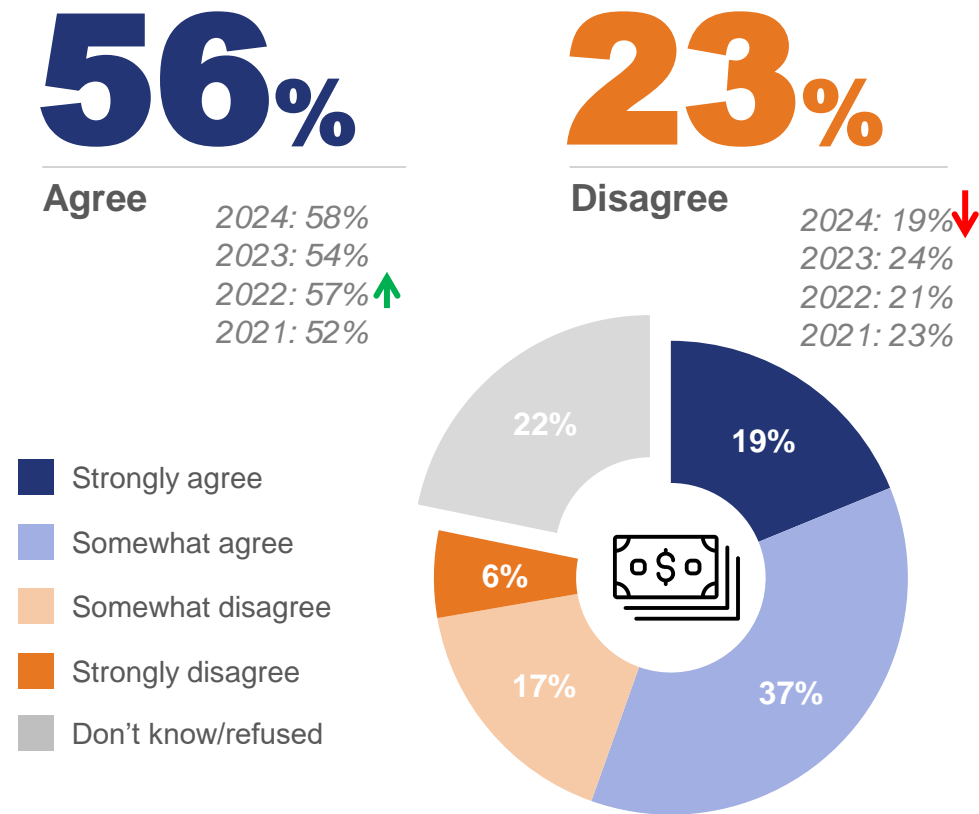
↑ ↓ Significantly higher or lower compared to previous wave

The bureaucratic nature of the healthcare system by socio-demographic group.

Residents of Alberta (83%), BC (81%) and Quebec (81%) are most likely to agree that their provincial healthcare system is too bureaucratic.

| | Total | Age | | | Gender | | Region | | | | | |
|---------------------------------|-------|-----------------|-------|-----|--------|--------|------------------|------------------|-------|-----|------------------|-----|
| | | 18-34 | 35-54 | 55+ | Male | Female | BC | AB | SK/MB | ONT | QC | ATL |
| | | A | B | C | D | E | F | G | H | I | J | K |
| Agree (Strongly/Somewhat) | 77% | 73% | 79% | 76% | 78% | 75% | 81% IK | 83% IK | 79% | 72% | 81% IK | 67% |
| Disagree (Strongly/Somewhat) | 13% | 17% C | 12% | 11% | 14% | 12% | 12% | 12% | 14% | 15% | 11% | 16% |

More than half (56%) of Canadians agree that the rate of spending in their provincial healthcare system is unsustainable.



Spending increase in public health care is unsustainable

↑ ↓ Significantly higher or lower compared to previous wave

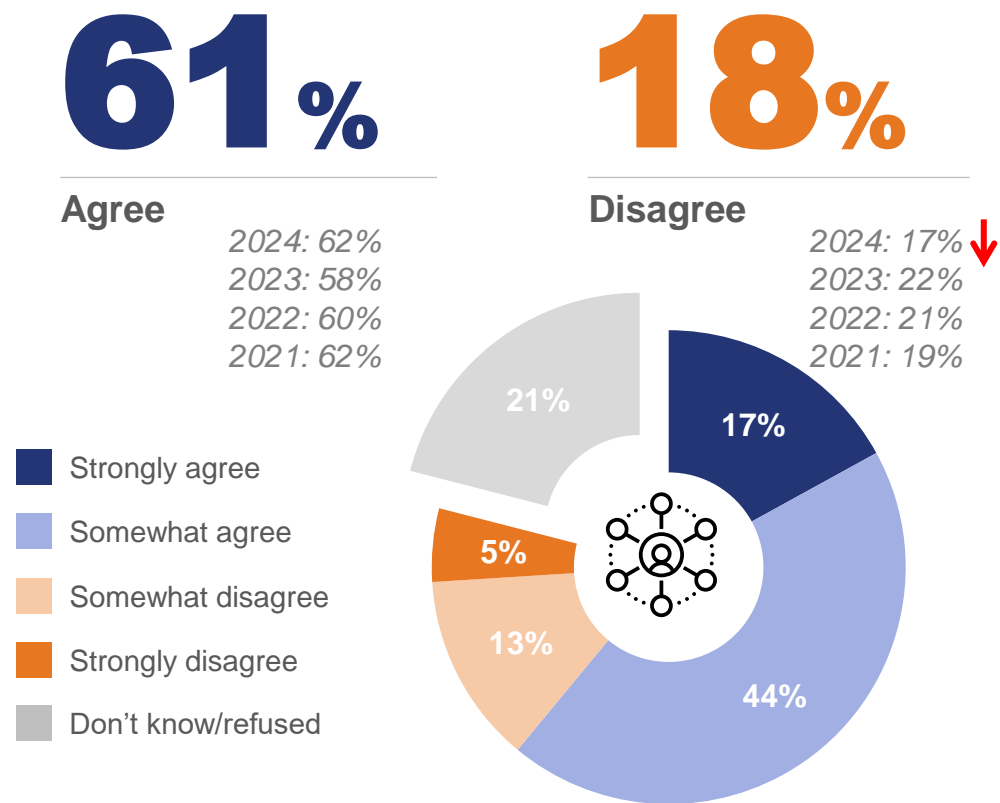
Sustainability of spending in healthcare by socio-demographic group.

Residents of Quebec (69%) and men (59%) are most likely to believe that the rate of spending in the healthcare system is unsustainable.

| | Total | Age | | | Gender | | Region | | | | | |
|---------------------------------|-------|-----------------|-------|-----|-----------------|--------|--------|-------------------|-------------------|-----------------|---------------------|-----|
| | | 18-34 | 35-54 | 55+ | Male | Female | BC | AB | SK/MB | ONT | QC | ATL |
| | | A | B | C | D | E | F | G | H | I | J | K |
| Agree (Strongly/Somewhat) | 56% | 58% | 56% | 54% | 59% E | 52% | 57% | 50% | 45% | 50% | 69% FGHIK | 56% |
| Disagree (Strongly/Somewhat) | 23% | 27% C | 23% | 20% | 23% | 22% | 18% | 34% FJK | 36% FJK | 26% J | 14% | 18% |

Q6_2. To what extent do you agree or disagree with the following: The rate of spending increase in my province's public healthcare system is unsustainable
Base: All respondents 2025 (n=1,164).

More than six in ten Canadians (61%) continue to believe that the healthcare system should be decentralized – consistent with last year.



My province's health care system should be decentralized

Q6_3. To what extent do you agree or disagree with the following: the healthcare system should be more decentralized and allow hospitals to be more autonomous and remunerated on the basis of the services they actually deliver

Base: All respondents 2025: (1,164), 2024: (1,116), 2023: (n=1,164), 2022: (n=1,174), 2021: (n=1,168).

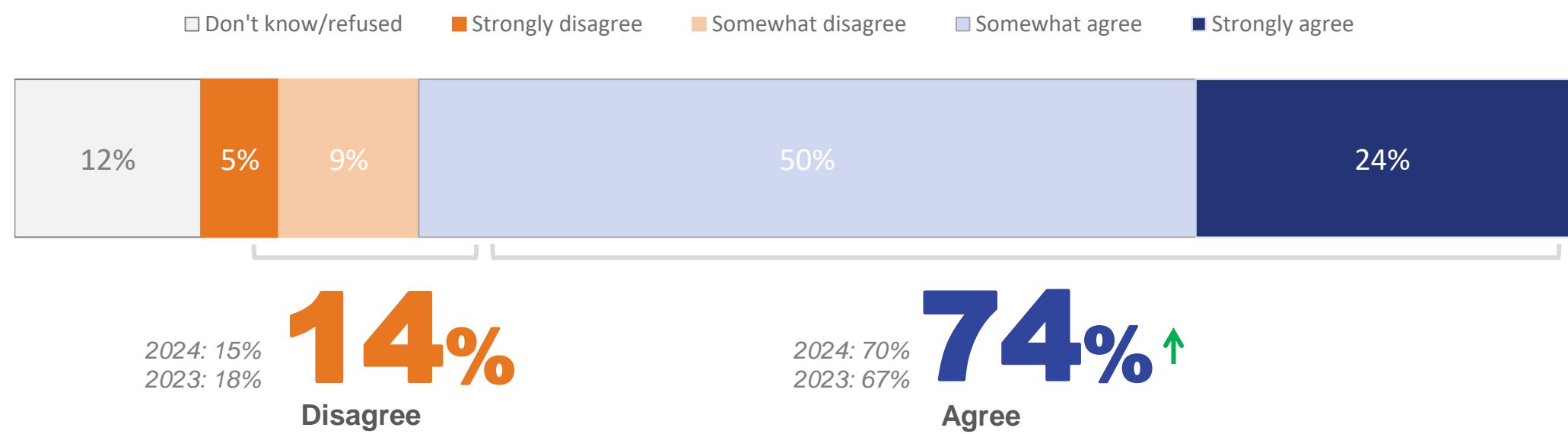
↑↓ Significantly higher or lower compared to previous wave

The decentralization of the healthcare system by socio-demographic group.

Residents of Quebec (70%) and BC (65%) are more likely to agree that the healthcare system should be more decentralized.
Canadians aged 18-34 (23%) are most likely to disagree with this sentiment.

| | Total | Age | | | Gender | | Region | | | | | |
|---------------------------------|-------|-----------------|-------|-----|-----------------|--------|-----------------|-----------------|-----------------|-----------------|--------------------|-----|
| | | 18-34 | 35-54 | 55+ | Male | Female | BC | AB | SK/MB | ONT | QC | ATL |
| | | A | B | C | D | E | F | G | H | I | J | K |
| Agree (Strongly/Somewhat) | 61% | 61% | 64% | 60% | 62% | 61% | 65% H | 52% | 47% | 61% H | 70% GHIK | 56% |
| Disagree (Strongly/Somewhat) | 18% | 23% B | 15% | 17% | 20% E | 16% | 17% | 21% J | 24% J | 20% J | 13% | 14% |

Three quarters of Canadians (74%) believe that private entrepreneurs can deliver healthcare services faster than hospitals managed by the government – up significantly from 2024 (+4 points).



Speed of delivery of healthcare services by socio-demographic group.

Residents of Quebec (79%) and BC (80%) are more likely to agree that private health entrepreneurs can deliver services to patients faster than hospitals operated by the government.

| | Total | Age | | | Gender | | Region | | | | | |
|---------------------------------|-------|-------|-----------------|-----|--------|--------|--------|------------------|-----------------|-----------------|------------------|-----|
| | | 18-34 | 35-54 | 55+ | Male | Female | BC | AB | SK/MB | ONT | QC | ATL |
| | | A | B | C | D | E | F | G | H | I | J | K |
| Agree (Strongly/Somewhat) | 74% | 77% | 77% C | 70% | 75% | 74% | 80% | 70% | 72% | 72% | 79% GI | 74% |
| Disagree (Strongly/Somewhat) | 14% | 15% | 11% | 15% | 15% | 13% | 8% | 20% FJ | 18% F | 15% F | 12% | 16% |

About Ipsos

Ipsos is the third largest market research company in the world, present in 90 markets and employing more than 19,000 people.

Our research professionals, analysts and scientists have built unique multi-specialist capabilities that provide powerful insights into the actions, opinions and motivations of citizens, consumers, patients, customers or employees. Our 75 business solutions are based on primary data coming from our surveys, social media monitoring, and qualitative or observational techniques.

“Game Changers” – our tagline – summarises our ambition to help our 5,000 clients to navigate more easily our deeply changing world.

Founded in France in 1975, Ipsos is listed on the Euronext Paris since July 1st, 1999. The company is part of the SBF 120 and the Mid-60 index and is eligible for the Deferred Settlement Service (SRD).

ISIN code FR0000073298, Reuters ISOS.PA, Bloomberg IPS:FP
www.ipsos.com

Game Changers

In our world of rapid change, the need for reliable information to make confident decisions has never been greater.

At Ipsos we believe our clients need more than a data supplier, they need a partner who can produce accurate and relevant information and turn it into actionable truth.

This is why our passionately curious experts not only provide the most precise measurement, but shape it to provide True Understanding of Society, Markets and People.

To do this we use the best of science, technology and know-how and apply the principles of security, simplicity, speed and substance to everything we do.

So that our clients can act faster, smarter and bolder.
Ultimately, success comes down to a simple truth:
You act better when you are sure.