

WHAT WORRIES THE WORLD?

GERMANY REPORT

April 2025

GERMANY SUMMARY: APRIL 2025

Top five worries

Q: Which three of the following topics do you find the most worrying in your country?

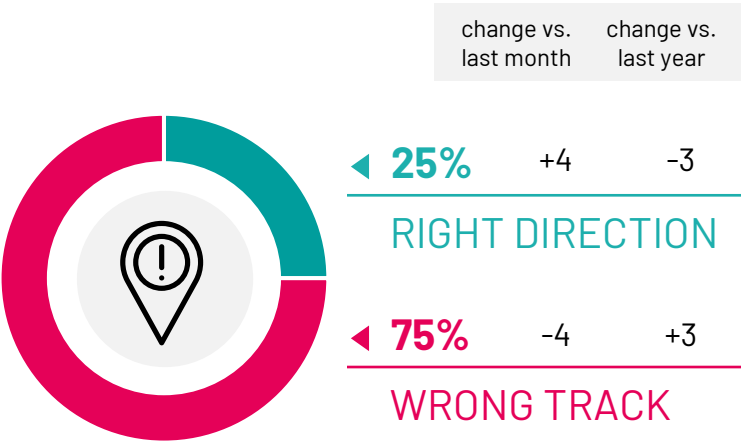
		change vs. last month	change vs. last year
Immigration control	42%	+1	+4
Inflation	35%	+8	+4
Poverty & social inequality	31%	-2	-2
Crime & violence	30%	-1	+6
Military conflict between	27%	=	+5

Base: Representative sample of German adults aged 16-74. c.1000 per month

Source: Ipsos Global Advisor. Global score is a Global Country Average. See methodology for details. Filter: Country: Germany | Current Wave: Apr 25

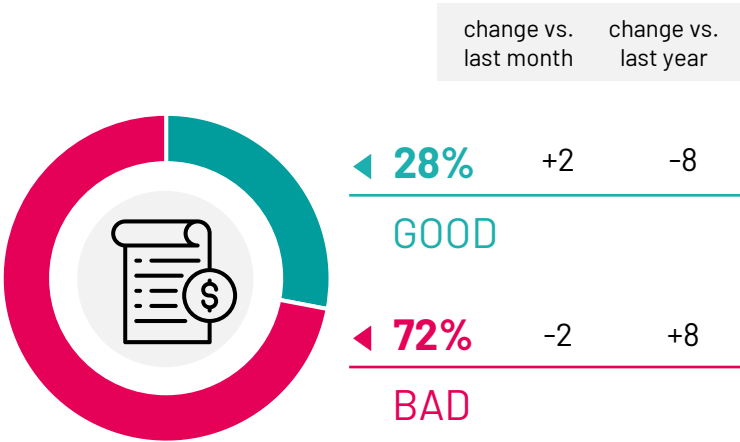
State of the country

Q: Generally speaking, would you say things in this country are heading in the right direction, or are they off on the wrong track?



State of the economy

Q: How would you describe the current economic situation in your country?



WORLD SUMMARY: APRIL 2025

Top five worries

Q: Which three of the following topics do you find the most worrying in your country?

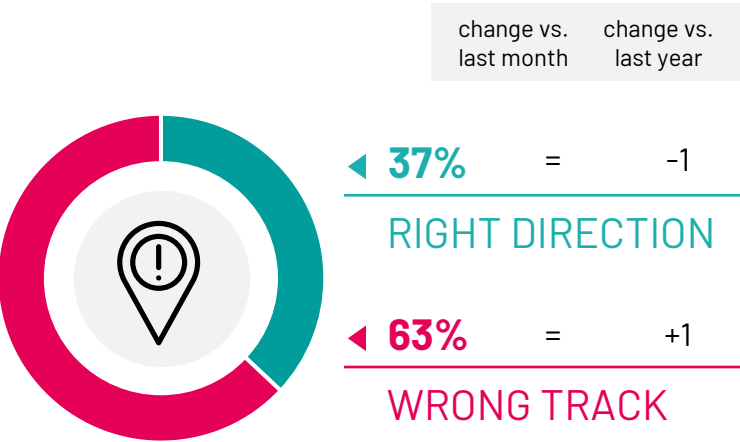
		change vs. last month	change vs. last year
Inflation	<div></div> 33%	=	-1
Crime & violence	<div></div> 32%	=	+2
Poverty & social inequality	<div></div> 29%	=	-1
Financial/political corruption	<div></div> 27%	+1	+1
Unemployment	<div></div> 27%	-1	=

Base: Representative sample of 25,219 adults aged 16-74 in 29 participating countries, March 21st 2025 - April 4th 2025.

Source: Ipsos Global Advisor. Global score is a Global Country Average. See methodology for details. Filter: Country: World | Current Wave: Apr 25

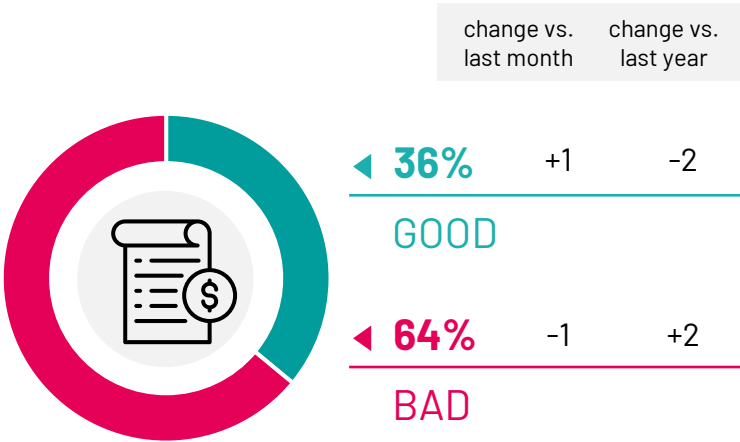
State of the country

Q: Generally speaking, would you say things in this country are heading in the right direction, or are they off on the wrong track?



State of the economy

Q: How would you describe the current economic situation in your country?



DIRECTION OF TRAVEL

- Country comparisons
- Trends over time: Germany
- Trends over time: World

Right vs. Wrong Direction Monitor

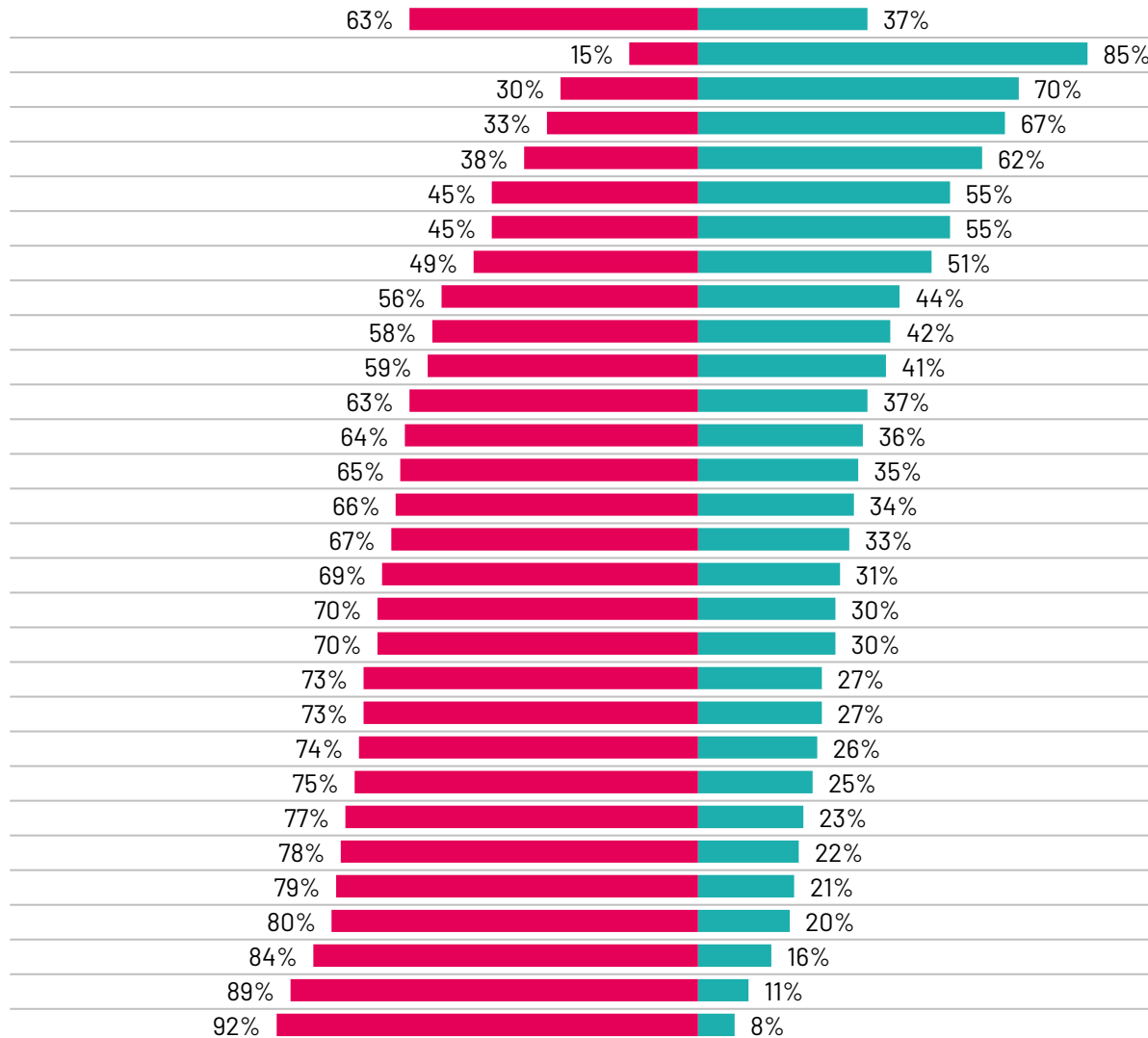
Base: Representative sample of 25,219 adults aged 16-74 in 29 participating countries, March 21st 2025 - April 4th 2025.

Source: Ipsos Global Advisor. Global score is a Global Country Average. See methodology for details. **Filter:** Country: World | Current Wave: Apr 25

Country

World
Singapore
Malaysia
Indonesia
India
Thailand
Argentina
Mexico
Australia
US
Poland
Brazil
Canada
Colombia
Spain
Belgium
Chile
Israel
Great Britain
South Africa
Italy
Sweden
Germany
Türkiye
Japan
Netherlands
Hungary
France
South Korea
Peru

Q: Would you say things in this country are heading in the right direction, or are they off on the wrong track? (April 2025)



Right Direction

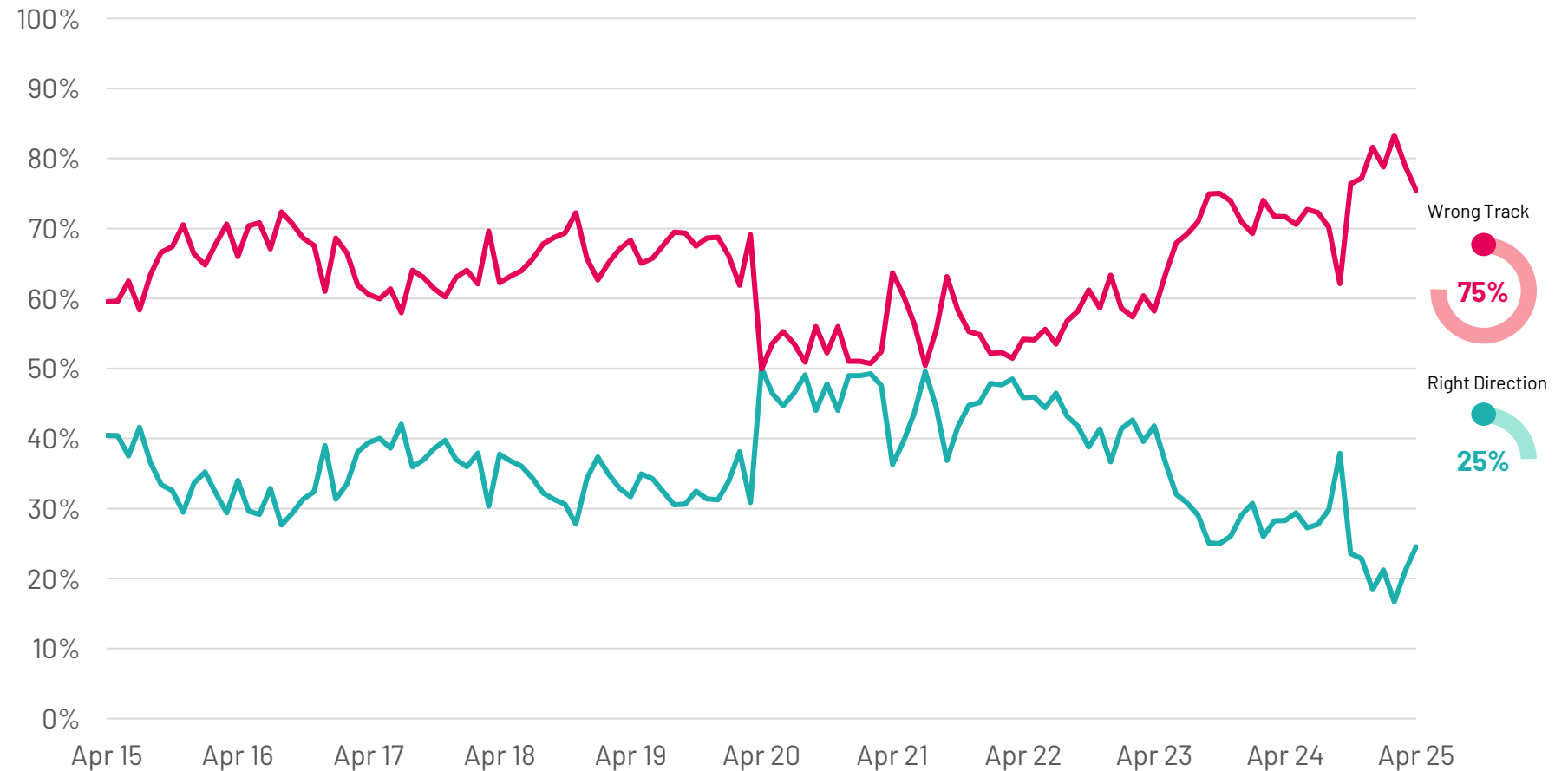
Wrong Track

Germany Right/Wrong Direction

Base: Representative sample of German adults aged 16-74. c.1000 per month

Source: Ipsos Global Advisor. Global score is a Global Country Average. See methodology for details. **Filter:** Country: Germany | Current Wave: Apr 25

Q: Would you say things in this country are heading in the right direction, or are they off on the wrong track?



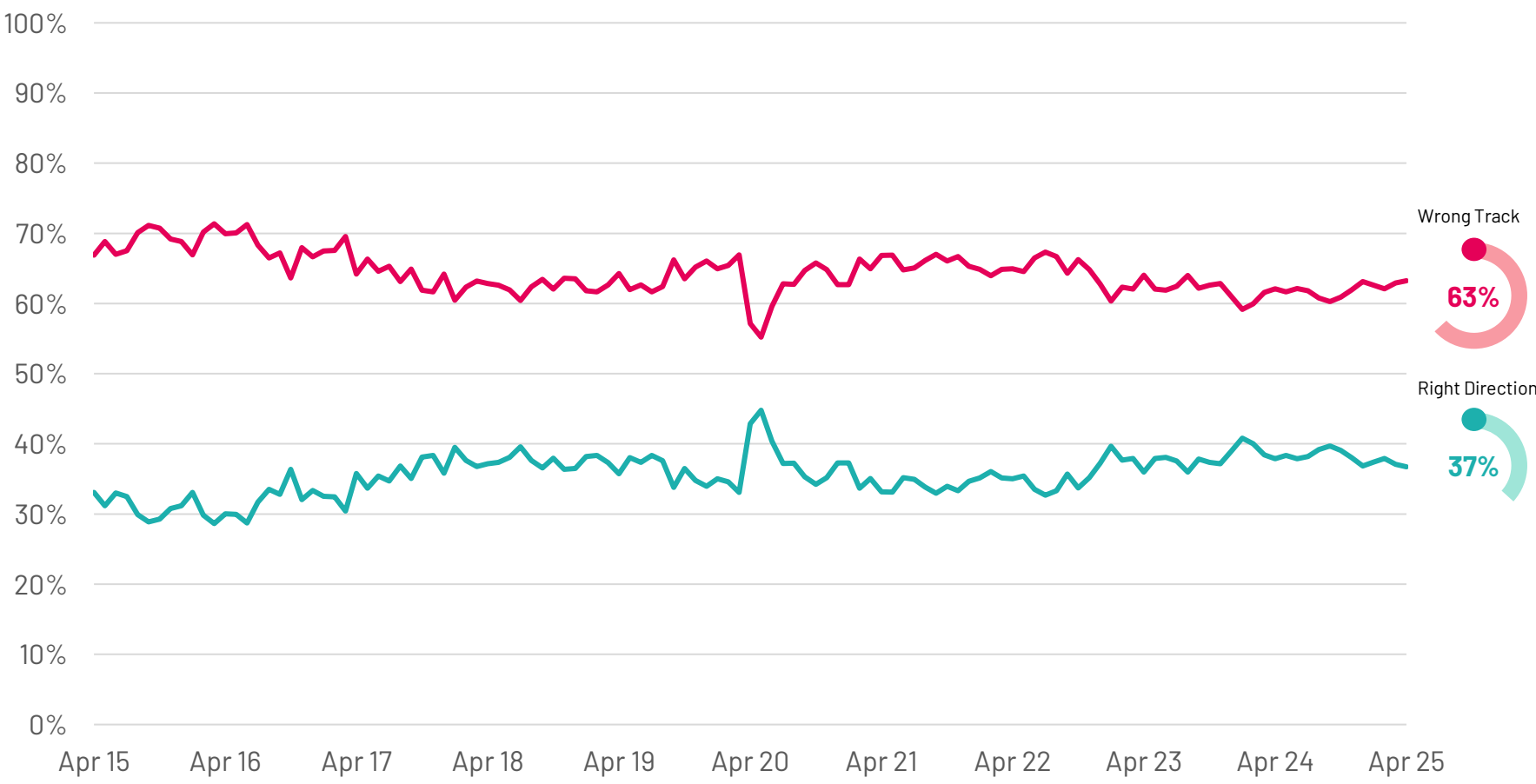
Global Right/Wrong Direction

Global country average score

Base: Representative sample of 25,219 adults aged 16-74 in 29 participating countries, March 21st 2025 - April 4th 2025.

Source: Ipsos Global Advisor. Global score is a Global Country Average. See methodology for details. **Filter:** Country: World | Current Wave: Apr 25

Q: Would you say things in this country are heading in the right direction, or are they off on the wrong track?



GERMANY'S WORRIES

- Germany's top worries
- World's top worries
- Trends over time for worries: Germany & World

Germany's Worries

[Commentary]

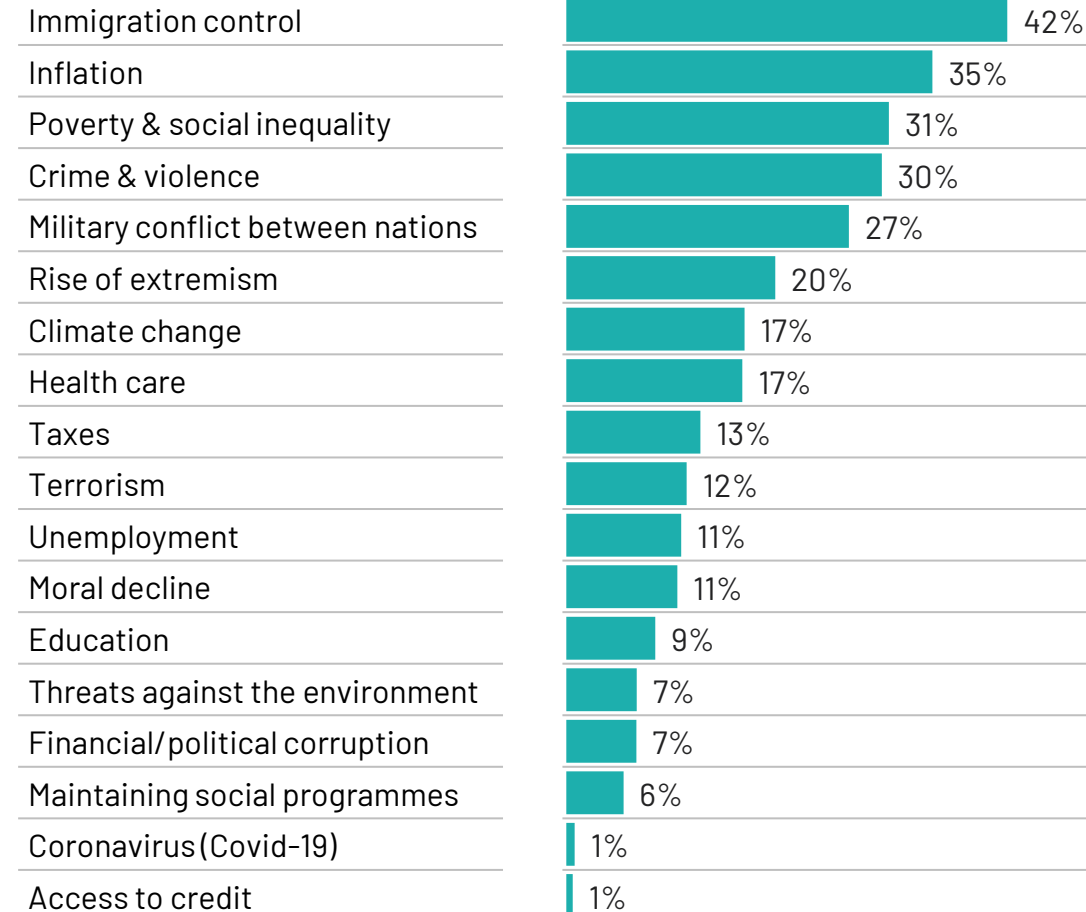
Base: Representative sample of German adults aged 16-74. c.1000 per month

Source: Ipsos Global Advisor. Global score is a Global Country Average. See methodology for details. **Filter:** Country: Germany | Current Wave: Apr 25

Q: Which three of the following topics do you find the most worrying in your country?

Worry

% mentioned in April 2025 (global country average)



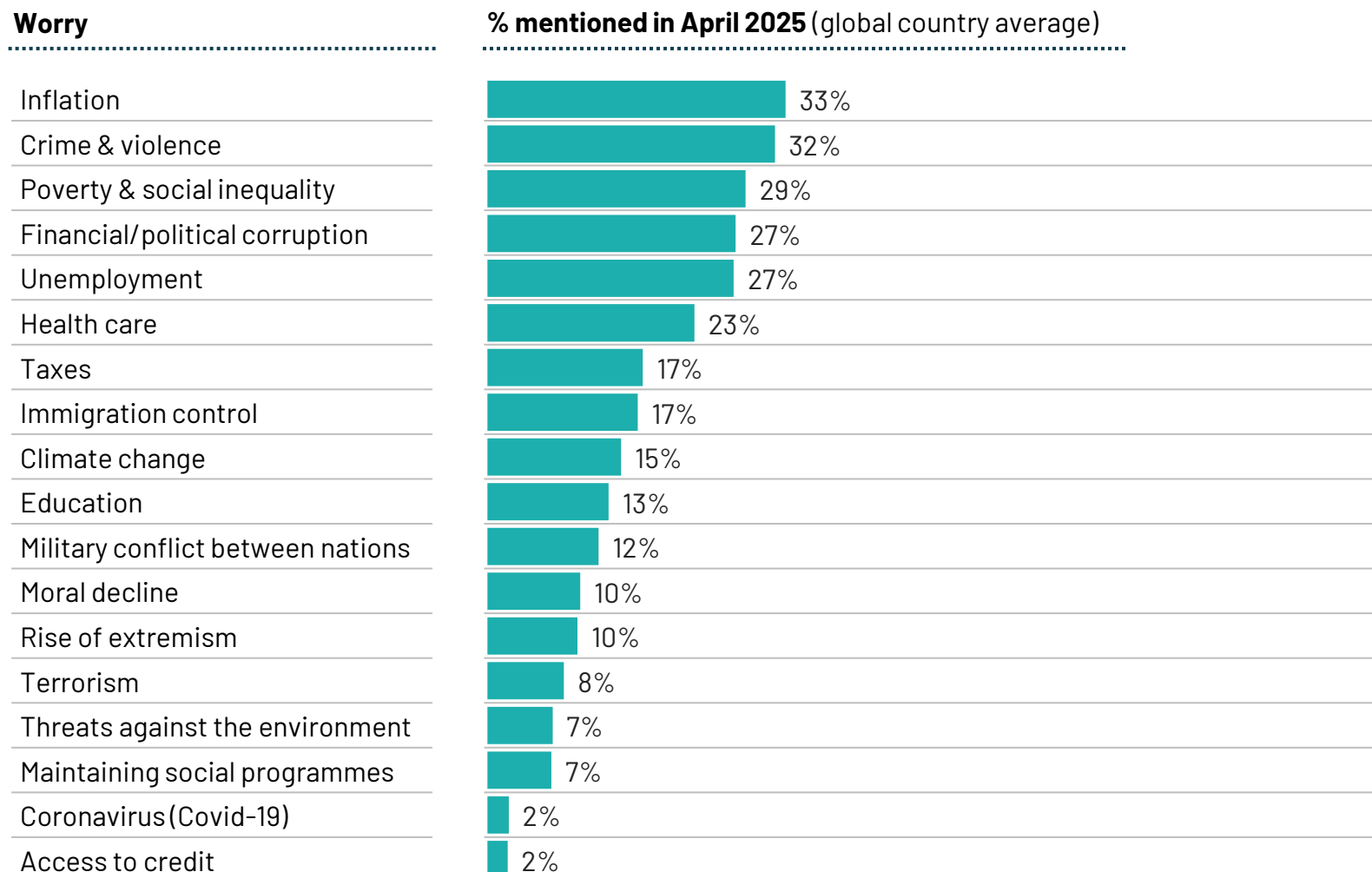
World Worries

[Commentary]

Base: Representative sample of 25,219 adults aged 16-74 in 29 participating countries, March 21st 2025 - April 4th 2025.

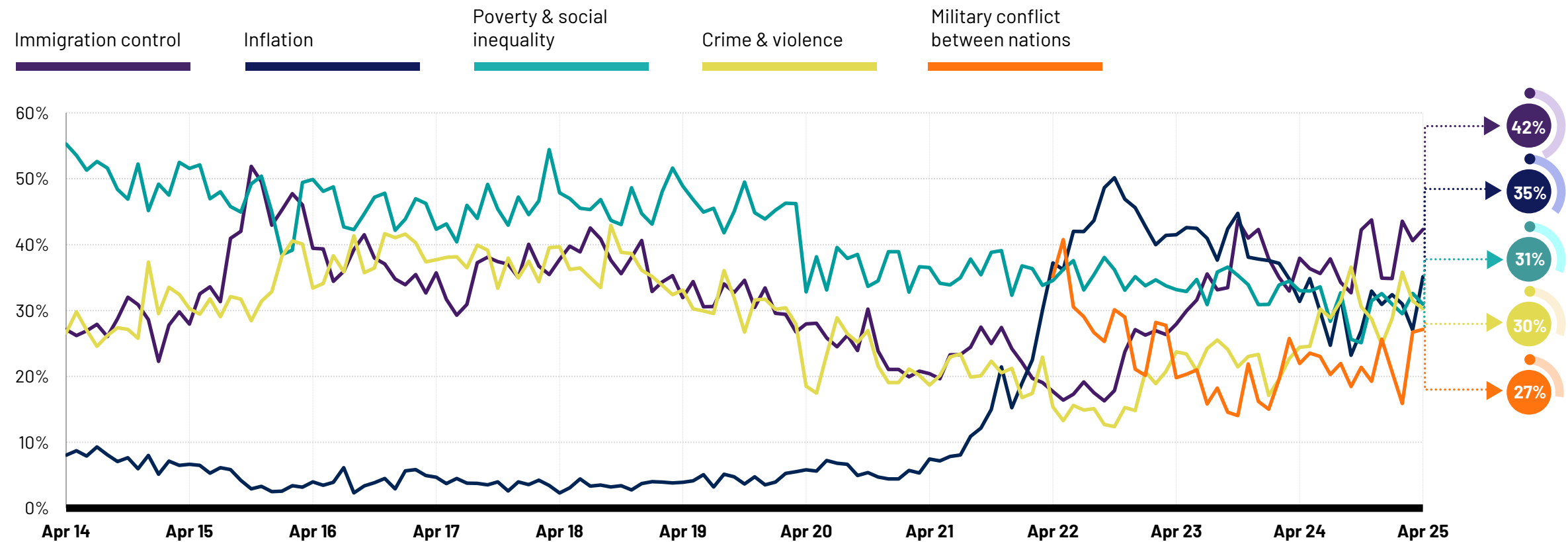
Source: Ipsos Global Advisor. Global score is a Global Country Average. See methodology for details. **Filter:** Country: World | Current Wave: Apr 25

Q: Which three of the following topics do you find the most worrying in your country?



Germany's current top five worries: long-term trend

Q: Which three of the following topics do you find the most worrying in your country?

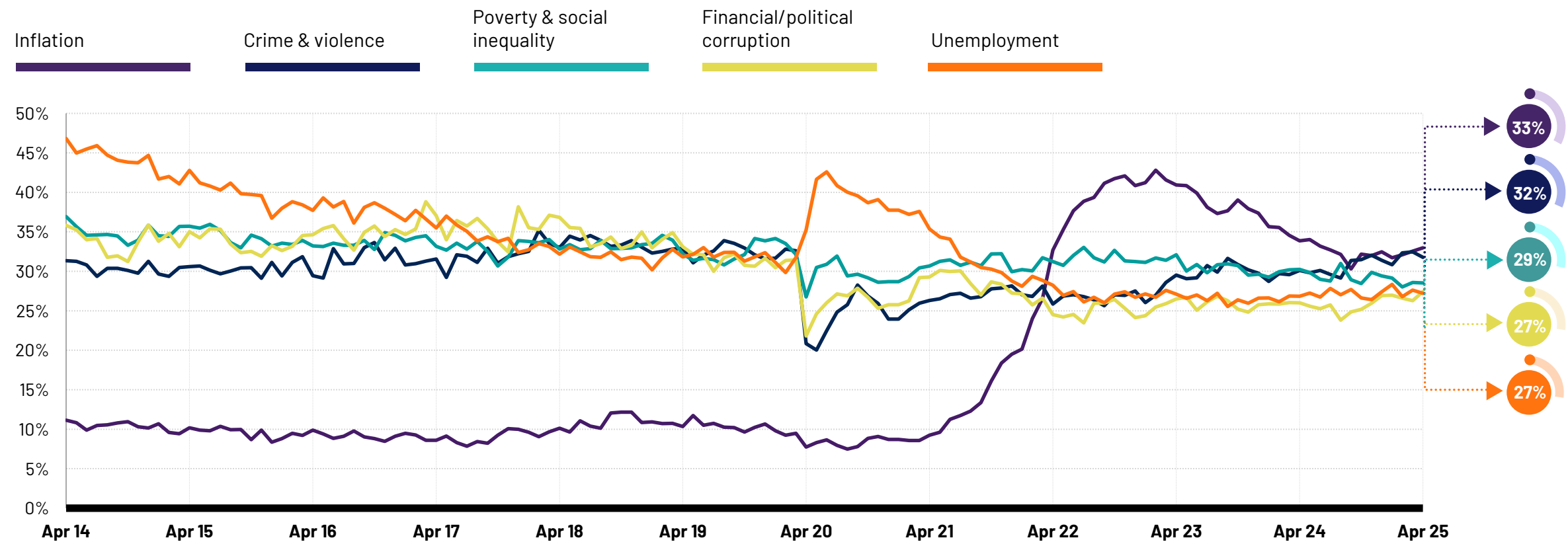


Base: Representative sample of German adults aged 16-74. c.1000 per month
Source: Ipsos Global Advisor. Global score is a Global Country Average. See methodology for details. Filter: Country: Germany | Current Wave: Apr 25



World's current top five worries: long-term trend

Q: Which three of the following topics do you find the most worrying in your country? Global country average



Base: Representative sample of 25,219 adults aged 16-74 in 29 participating countries, March 21st 2025 - April 4th 2025.
Source: Ipsos Global Advisor. Global score is a Global Country Average. See methodology for details. Filter: Country: World | Current Wave: Apr 25



WORLD WORRIES COUNTRY COMPARISON

- Country comparison of all 18 concerns

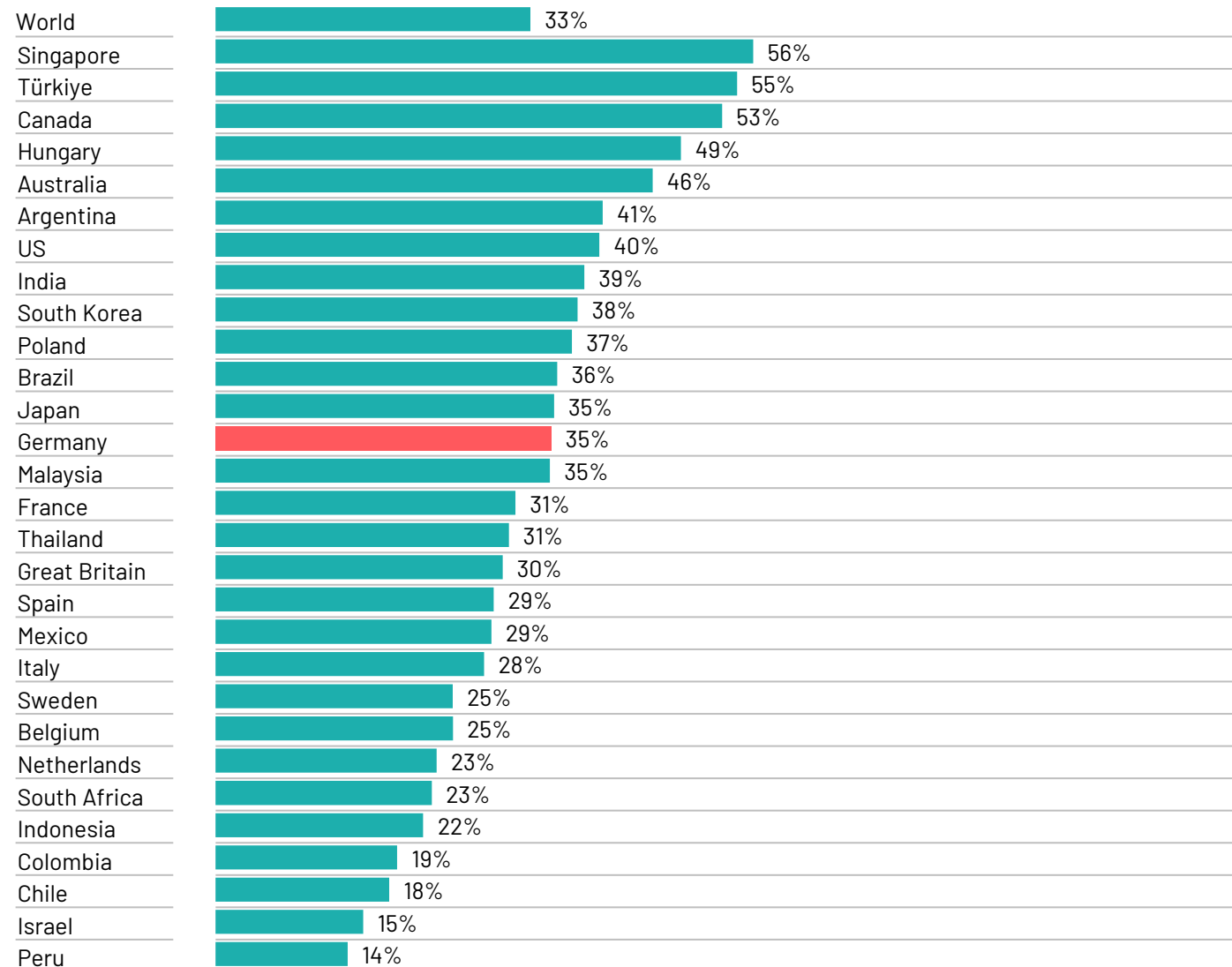
1. Inflation

[Commentary]

Base: Representative sample of 25,219 adults aged 16-74 in 29 participating countries, March 21st 2025 - April 4th 2025.

Source: Ipsos Global Advisor. Global score is a Global Country Average. See methodology for details. **Filter:** Country: World | Current Wave: Apr 25

Country



Change from 12-month last month change

=	-1
-2	-5
+1	-3
+5	-1
-2	+16
+2	+1
+9	-22
-3	-5
+3	-2
-3	-4
-4	-4
-2	+12
+3	+7
+8	+4
=	-1
=	-7
+5	+6
-2	-6
=	=
-6	-2
+2	+3
+5	+3
-2	-2
+2	+3
=	+2
+5	+1
+1	-6
-9	-9
-1	+2
-2	-7

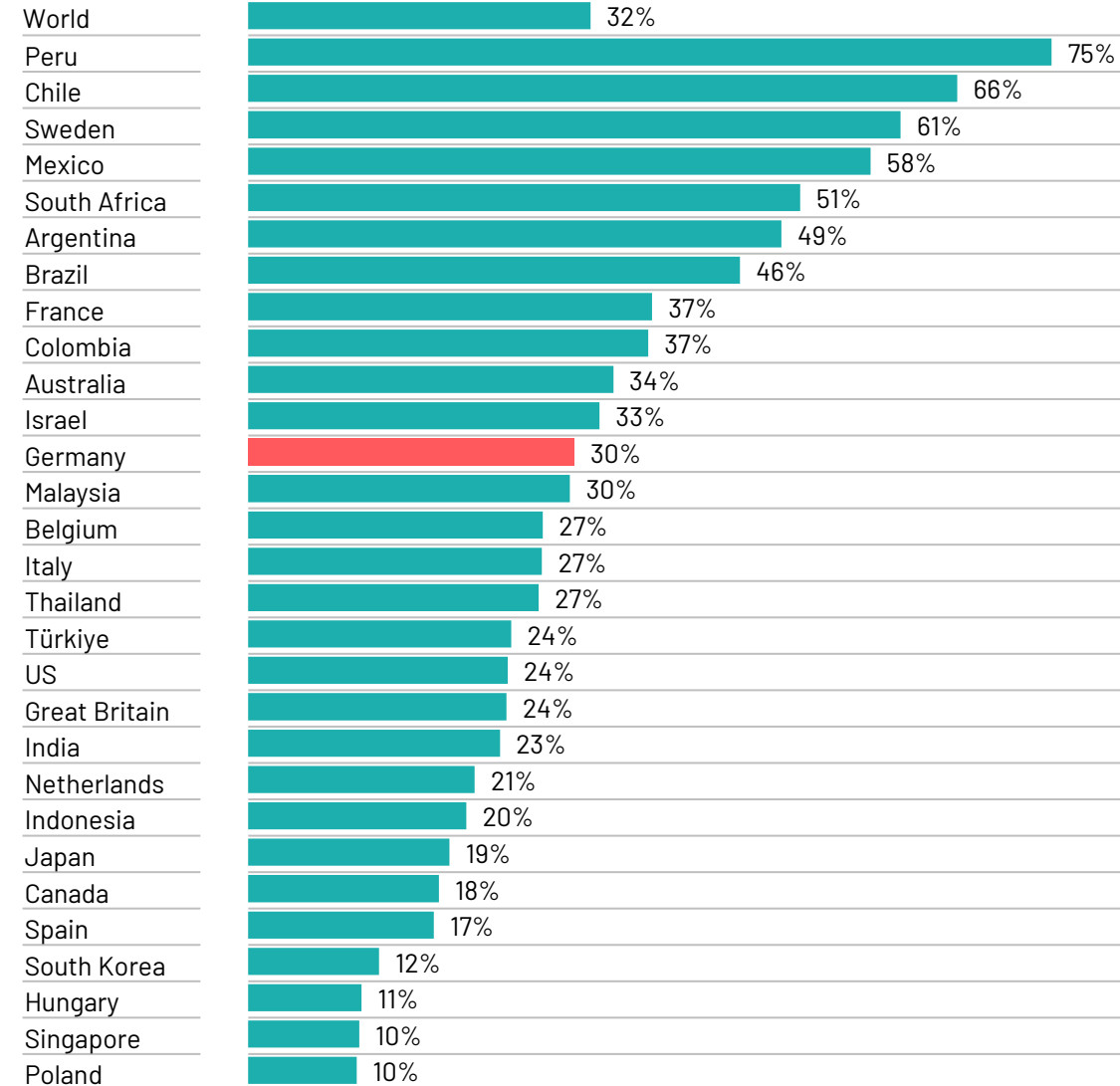
2. Crime & violence

[Commentary]

Base: Representative sample of 25,219 adults aged 16-74 in 29 participating countries, March 21st 2025 - April 4th 2025.

Source: Ipsos Global Advisor. Global score is a Global Country Average. See methodology for details. **Filter:** Country: World | Current Wave: Apr 25

Country



Change from 12-month last month change

=	+2
+10	+12
-2	=
+4	-1
=	=
-2	=
-3	+4
+3	+5
-3	+5
-5	-5
-1	+4
=	+5
-1	+6
+4	+10
-4	=
-3	+2
-1	-3
-7	-2
+2	-7
-4	+4
-3	=
-3	-2
+3	+1
=	+5
=	=
=	+1
-2	=
+1	-2
-1	+3
-2	+1

3. Poverty & social inequality

[Commentary]

Base: Representative sample of 25,219 adults aged 16-74 in 29 participating countries, March 21st 2025 - April 4th 2025.

Source: Ipsos Global Advisor. Global score is a Global Country Average. See methodology for details. **Filter:** Country: World | Current Wave: Apr 25

Country

Country		Change from 12-month	
		last month	change
World	29%	=	-1
Indonesia	41%	-10	-7
Hungary	40%	+4	=
Thailand	39%	+2	-5
Argentina	39%	-4	=
Türkiye	34%	-4	-6
Brazil	34%	=	-3
Japan	33%	-3	-1
Colombia	32%	-1	+2
Peru	32%	=	+3
Netherlands	31%	+2	-4
South Africa	31%	-4	-1
Germany	31%	-2	-2
Malaysia	30%	+2	-2
Great Britain	29%	+4	=
Israel	29%	+5	+5
Australia	28%	+4	=
Italy	28%	=	=
Belgium	27%	+2	-1
Mexico	25%	-4	-3
Canada	25%	+1	+1
France	24%	-1	=
Spain	24%	=	-5
Chile	23%	-1	-4
US	22%	+4	+1
Sweden	21%	+1	-3
South Korea	20%	-2	-7
India	19%	+1	+1
Singapore	19%	=	-5
Poland	18%	=	-2

4. Financial/political corruption

[Commentary]

Base: Representative sample of 25,219 adults aged 16-74 in 29 participating countries, March 21st 2025 - April 4th 2025.

Source: Ipsos Global Advisor. Global score is a Global Country Average. See methodology for details. **Filter:** Country: World | Current Wave: Apr 25

Country

Country		Change from 12-month last month	change
World	27%	+1	+1
Indonesia	70%	+3	+13
Peru	56%	+5	+5
Malaysia	48%	-6	+4
Hungary	47%	+3	+1
South Korea	45%	+2	+13
Colombia	41%	+2	+5
Thailand	39%	=	-2
South Africa	38%	-3	-12
Türkiye	37%	+11	+23
Israel	33%	+2	+6
Chile	33%	+5	-2
US	30%	+1	+11
Brazil	28%	=	=
Spain	27%	-1	-2
Mexico	27%	+4	+5
Argentina	27%	=	+5
Japan	24%	+2	-13
India	23%	+3	+2
Poland	18%	-3	-11
Canada	16%	+2	+4
Australia	13%	+3	+1
Belgium	13%	=	-6
Singapore	11%	+4	=
Italy	11%	-1	-2
Great Britain	10%	=	-5
Sweden	10%	+1	+1
France	8%	-3	+1
Netherlands	7%	=	-3
Germany	7%	=	-1

5. Unemployment

[Commentary]

Base: Representative sample of 25,219 adults aged 16-74 in 29 participating countries, March 21st 2025 - April 4th 2025.

Source: Ipsos Global Advisor. Global score is a Global Country Average. See methodology for details. **Filter:** Country: World | Current Wave: Apr 25

Country

		Change from 12-month last month change	
World	27%	-1	=
South Africa	62%	-5	-4
Argentina	46%	+3	+3
Indonesia	46%	-9	+6
Colombia	44%	+5	+1
Singapore	41%	-5	+6
South Korea	38%	-8	-3
Mexico	36%	+3	+6
India	35%	+3	-2
Peru	34%	-1	=
Italy	33%	+1	-1
Chile	31%	-2	-2
Thailand	31%	+2	+5
Spain	31%	-4	-9
Malaysia	30%	=	-3
Sweden	28%	+4	+12
Türkiye	25%	=	-3
Canada	23%	+1	+2
Poland	19%	-2	+7
Belgium	19%	+2	+7
Australia	18%	-2	-6
Great Britain	17%	+3	+3
Hungary	17%	+1	-3
Japan	17%	+1	=
Brazil	16%	-1	-7
US	16%	-1	=
Germany	11%	+2	+1
Israel	10%	=	-4
France	10%	-2	=
Netherlands	5%	-1	=

6. Health care

[Commentary]

Base: Representative sample of 25,219 adults aged 16-74 in 29 participating countries, March 21st 2025 - April 4th 2025.

Source: Ipsos Global Advisor. Global score is a Global Country Average. See methodology for details. **Filter:** Country: World | Current Wave: Apr 25

Country

Country		Change from 12-month last month	change
World	23%	=	=
Hungary	59%	-4	-6
Poland	43%	+4	+5
Canada	42%	-4	-4
Great Britain	39%	-3	-2
Brazil	37%	+5	-5
Italy	36%	-1	+4
Colombia	32%	+4	+13
Singapore	31%	+3	+2
Australia	31%	-3	-2
Spain	31%	-2	+1
Netherlands	25%	-7	-7
France	24%	-2	-1
US	24%	+1	+2
Belgium	22%	+3	+3
Sweden	20%	+4	-2
Mexico	20%	+1	=
South Africa	17%	+1	+3
Germany	17%	+1	+1
Chile	16%	+4	+4
Argentina	14%	-2	+1
Peru	14%	-1	-3
India	13%	-1	+1
South Korea	12%	-1	-13
Japan	11%	-3	=
Malaysia	10%	=	+3
Thailand	9%	-1	=
Israel	6%	-2	+1
Indonesia	6%	-1	-2
Türkiye	4%	-1	-1

7. Taxes

[Commentary]

Base: Representative sample of 25,219 adults aged 16-74 in 29 participating countries, March 21st 2025 - April 4th 2025.

Source: Ipsos Global Advisor. Global score is a Global Country Average. See methodology for details. **Filter:** Country: World | Current Wave: Apr 25

Country

Country		Change from 12-month	
		last month	change
World	17%	-1	+1
Japan	33%	-2	+3
Canada	29%	+2	-1
Belgium	28%	-8	-1
Italy	28%	-1	+4
Brazil	25%	-3	+6
Great Britain	23%	-1	+9
South Africa	21%	+7	+12
Australia	21%	+6	+4
Israel	20%	-3	-3
Spain	20%	-2	+3
France	18%	-3	+4
Singapore	18%	-2	+2
Poland	16%	-5	-10
Türkiye	16%	-2	+2
India	16%	-2	-3
Netherlands	16%	+2	+2
US	16%	-2	+3
Argentina	16%	=	-3
Indonesia	15%	+3	+5
Malaysia	14%	+1	-8
Colombia	13%	+1	-1
Germany	13%	+2	+1
Mexico	13%	-1	=
South Korea	11%	-1	-1
Sweden	10%	-1	+3
Thailand	9%	-2	=
Chile	8%	-1	+2
Hungary	7%	=	+3
Peru	4%	=	=

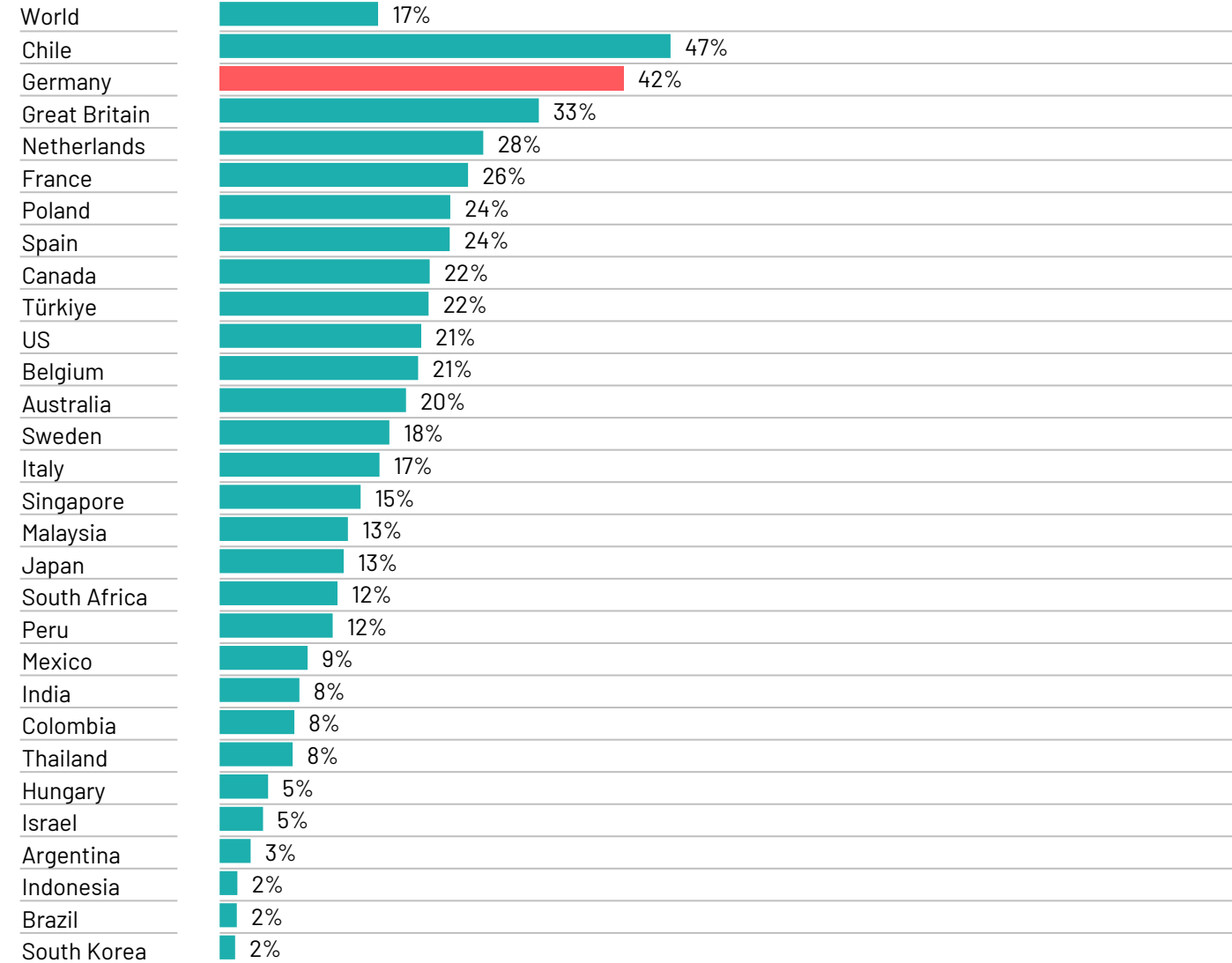
8. Immigration control

[Commentary]

Base: Representative sample of 25,219 adults aged 16-74 in 29 participating countries, March 21st 2025 - April 4th 2025.

Source: Ipsos Global Advisor. Global score is a Global Country Average. See methodology for details. **Filter:** Country: World | Current Wave: Apr 25

Country



Change from 12-month last month change

=	+1
+3	+4
+1	+4
+1	+7
+1	-7
-1	+3
=	+16
-2	+11
-1	+4
-2	-11
-4	-11
-4	-4
+3	+2
-1	+1
-4	-1
+1	+5
=	+3
-2	+3
+3	+1
+1	-2
=	-1
-1	+2
-1	-4
-5	+5
=	-3
+2	=
=	+1
=	-2
+1	+1
=	=

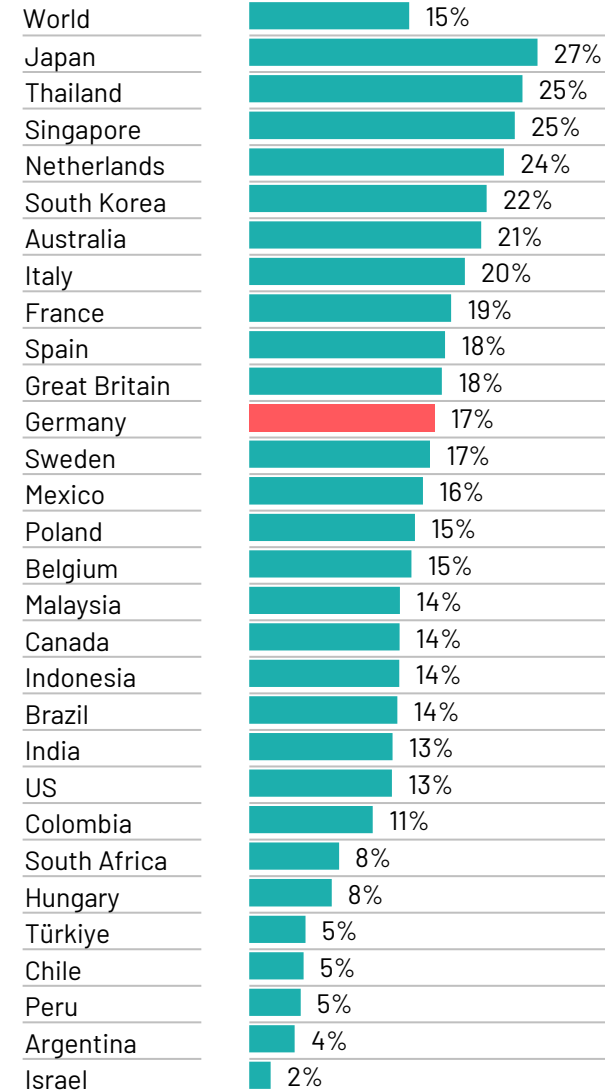
9. Climate change

[Commentary]

Base: Representative sample of 25,219 adults aged 16-74 in 29 participating countries, March 21st 2025 - April 4th 2025.

Source: Ipsos Global Advisor. Global score is a Global Country Average. See methodology for details. **Filter:** Country: World | Current Wave: Apr 25

Country



Change from 12-month last month change

+1	-2
+4	+2
+3	+2
+1	-8
+2	-2
+6	+6
-1	-1
+4	-1
-1	-3
=	-2
+3	-2
-5	-7
=	+2
+1	-5
+1	+1
-2	-4
+4	=
-3	-7
+3	-7
-1	+2
+2	=
-1	-4
+3	-3
-1	-2
=	+3
-2	-4
-2	-2
-2	-2
+1	=
+1	-3

10. Education

[Commentary]

Base: Representative sample of 25,219 adults aged 16-74 in 29 participating countries, March 21st 2025 - April 4th 2025.

Source: Ipsos Global Advisor. Global score is a Global Country Average. See methodology for details. **Filter:** Country: World | Current Wave: Apr 25

Country

World	13%
Argentina	27%
India	24%
Brazil	21%
Peru	21%
Hungary	20%
Mexico	20%
Türkiye	18%
Chile	18%
Israel	17%
South Africa	16%
Colombia	15%
Belgium	14%
Spain	14%
US	13%
France	13%
Indonesia	13%
Netherlands	11%
Thailand	9%
Great Britain	9%
Australia	9%
Malaysia	9%
Singapore	9%
Germany	9%
Canada	8%
Poland	8%
Italy	8%
Sweden	7%
Japan	6%
South Korea	4%

Change from 12-month last month change

-1	-1
-7	-2
-1	-1
+1	-3
-8	-2
-2	-3
=	=
-6	+3
+3	+4
-2	-2
+3	+2
+3	+1
+2	-1
+1	-2
+3	+4
+1	+1
-6	+3
+1	-2
=	-1
+1	-1
=	-4
-3	-5
+2	+4
+1	=
-2	-2
+1	-7
=	=
+1	+2
+1	=
-1	-5

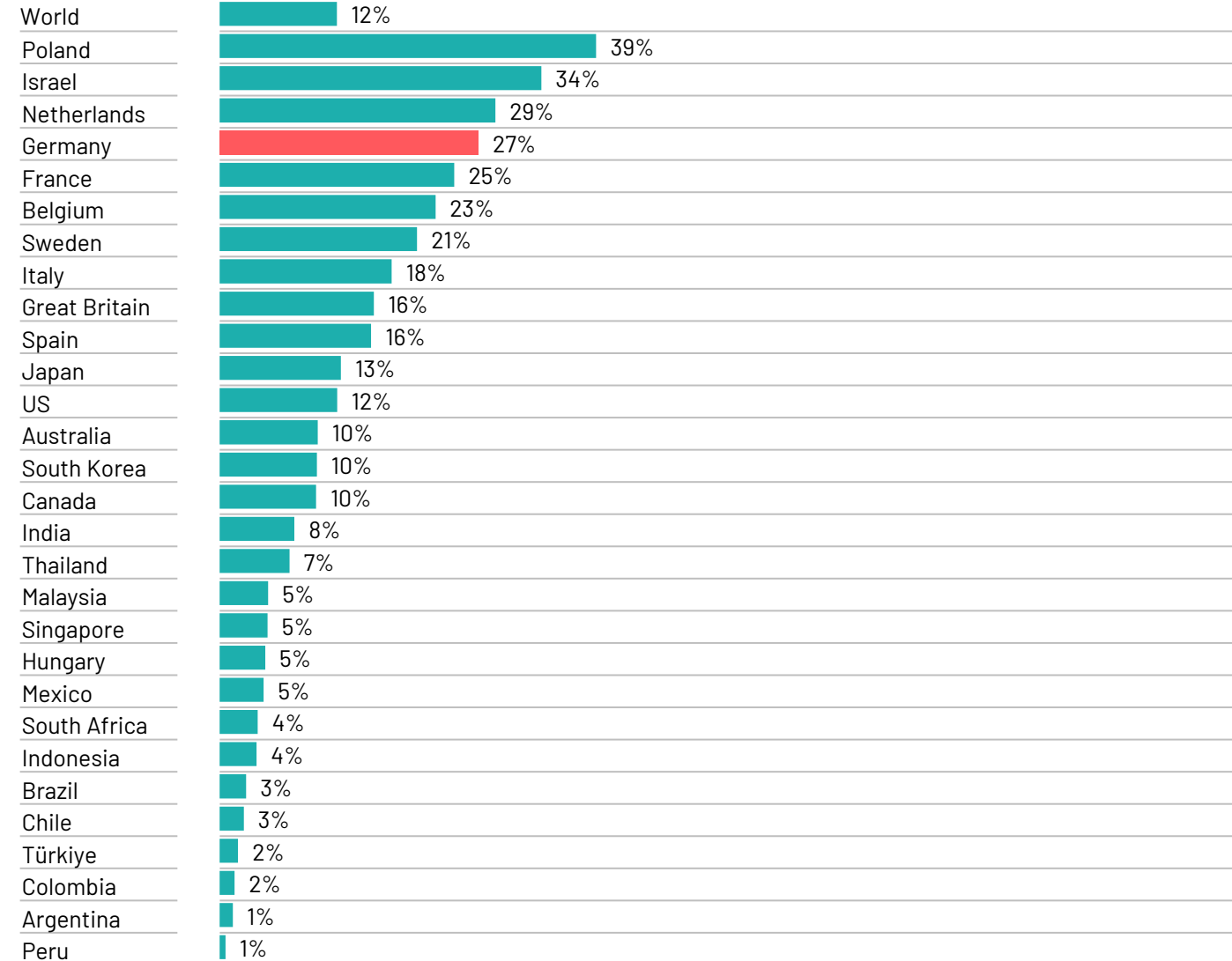
11. Military conflict between nations

[Commentary]

Base: Representative sample of 25,219 adults aged 16-74 in 29 participating countries, March 21st 2025 - April 4th 2025.

Source: Ipsos Global Advisor. Global score is a Global Country Average. See methodology for details. **Filter:** Country: World | Current Wave: Apr 25

Country



Change from 12-month last month change

+1	+2
+7	-1
+1	-5
+4	+13
=	+5
+10	+9
+5	+10
-6	+6
+4	+1
+1	+2
+7	+8
+2	-1
+2	-2
-1	+3
+1	+1
+2	+4
+1	+1
-1	+3
=	+2
-2	-1
-1	-1
+1	+2
-1	+2
+3	-1
+1	+1
+1	+1
=	=
-4	-1
-1	-1
-1	=

12. Moral decline

[Commentary]

Base: Representative sample of 25,219 adults aged 16-74 in 29 participating countries, March 21st 2025 - April 4th 2025.

Source: Ipsos Global Advisor. Global score is a Global Country Average. See methodology for details. **Filter:** Country: World | Current Wave: Apr 25

Country

World	10%
Netherlands	19%
South Korea	19%
US	17%
Israel	16%
Thailand	15%
Malaysia	14%
Japan	13%
France	11%
Indonesia	11%
Great Britain	11%
Poland	11%
Argentina	11%
Germany	11%
Australia	10%
Türkiye	10%
Singapore	9%
Belgium	9%
Italy	9%
Hungary	9%
India	8%
Canada	8%
Sweden	8%
Colombia	7%
Spain	6%
Peru	6%
Brazil	5%
Mexico	5%
Chile	5%
South Africa	3%

Change from 12-month last month change

=	=
+1	+5
=	+3
=	+4
+5	+2
-3	-3
-2	=
-2	-3
-1	+2
-1	=
+1	-1
+1	-2
+3	+5
-1	=
+1	+1
=	+2
=	-1
+2	+1
-1	-1
=	-3
-2	-1
=	-2
-2	-4
+1	+2
-1	-2
=	+2
+1	=
=	=
=	=
=	-3

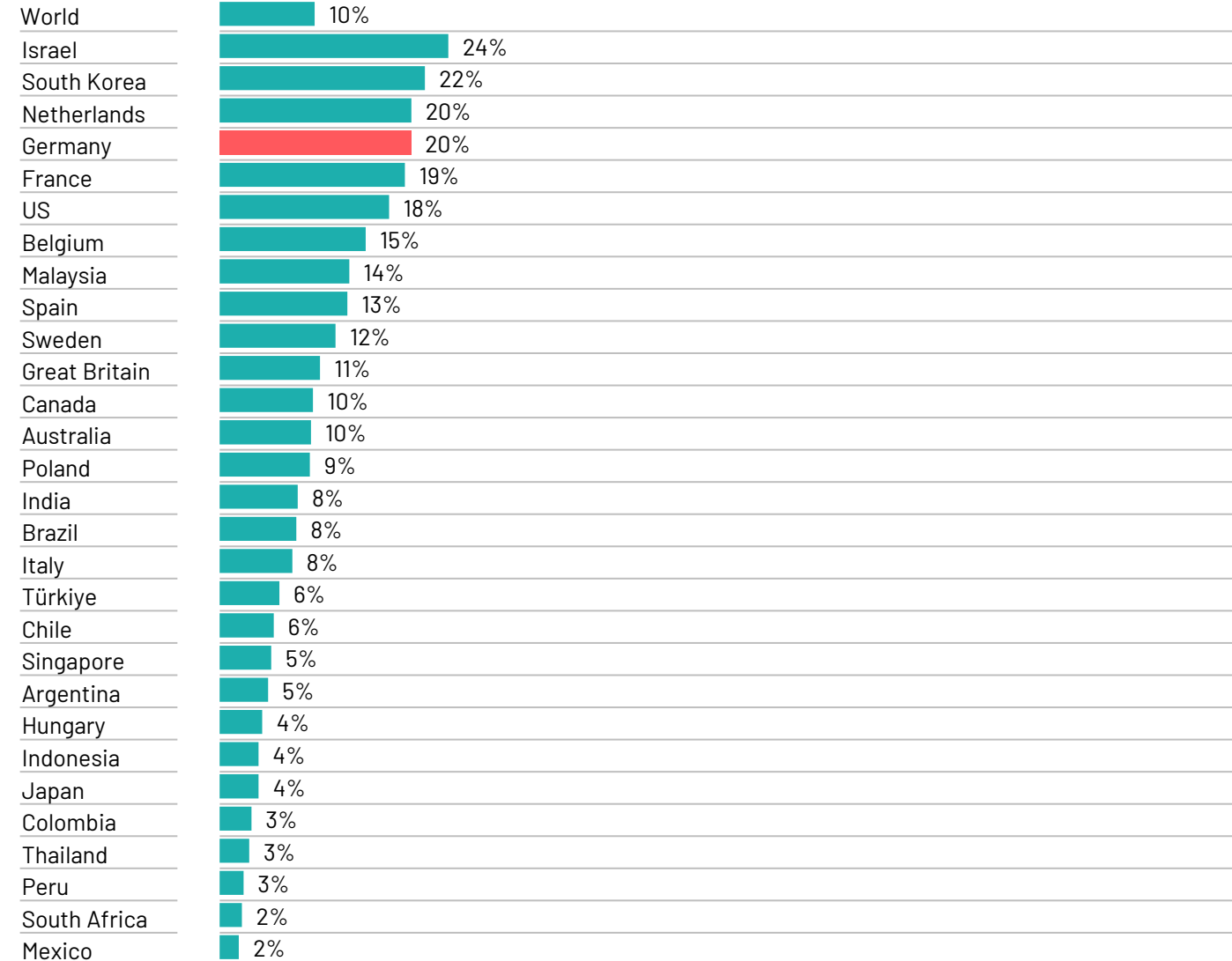
13. Rise of extremism

[Commentary]

Base: Representative sample of 25,219 adults aged 16-74 in 29 participating countries, March 21st 2025 - April 4th 2025.

Source: Ipsos Global Advisor. Global score is a Global Country Average. See methodology for details. **Filter:** Country: World | Current Wave: Apr 25

Country



Change from 12-month last month change

=	+2
+3	+5
=	+14
-1	-2
-3	+3
+4	+5
=	+7
=	-3
=	=
-1	+3
-2	-6
-2	+1
-2	+4
-5	+4
-3	+5
-2	=
-1	+1
-1	+1
+2	+2
=	+1
=	+1
+2	+2
=	-1
+3	-1
=	+1
-1	-2
=	-1
+1	=
+1	+1
-1	=

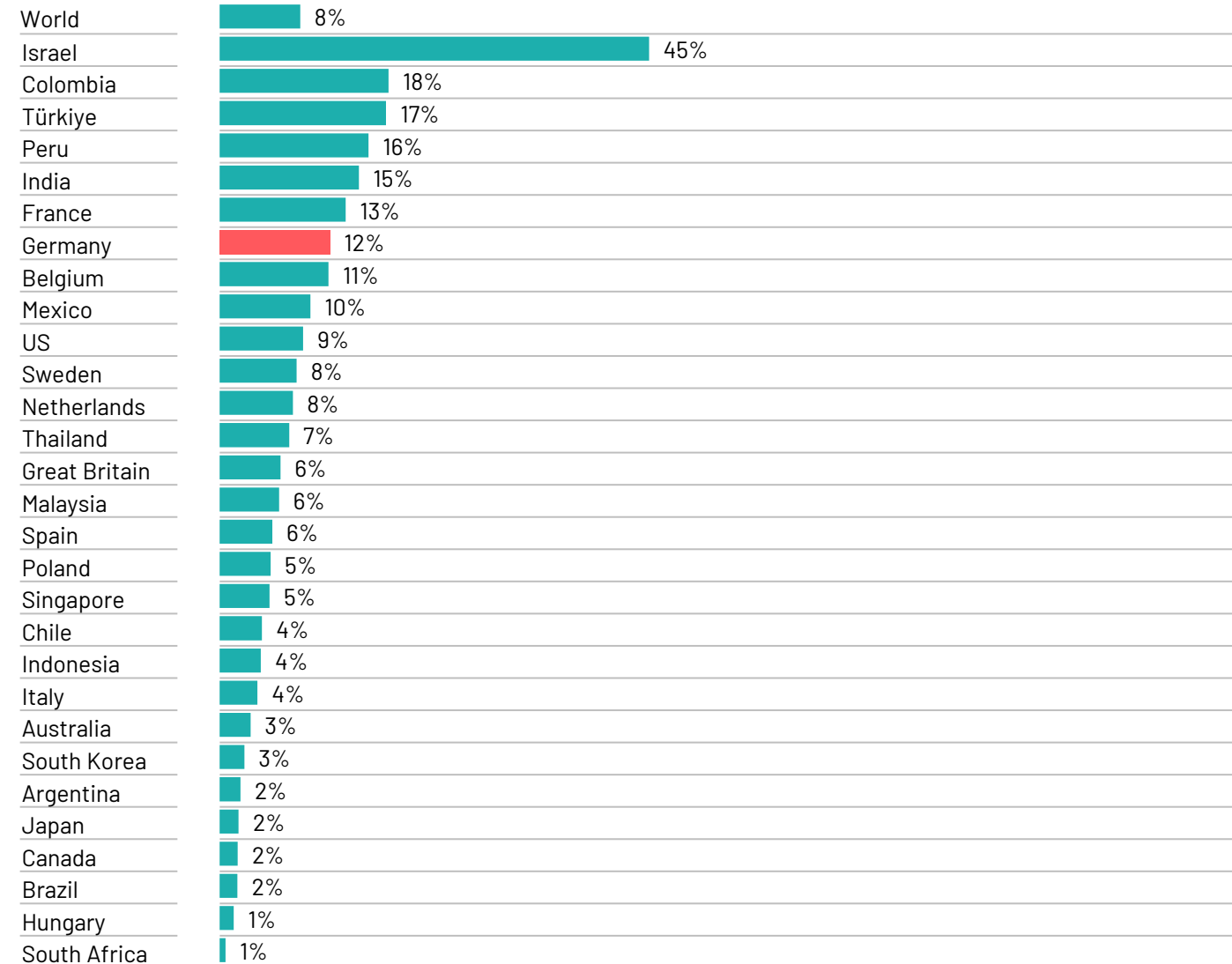
14. Terrorism

[Commentary]

Base: Representative sample of 25,219 adults aged 16-74 in 29 participating countries, March 21st 2025 - April 4th 2025.

Source: Ipsos Global Advisor. Global score is a Global Country Average. See methodology for details. **Filter:** Country: World | Current Wave: Apr 25

Country



Change from 12-month last month change

-1	-1
-7	-6
-6	+5
+2	-1
+6	+8
-2	+2
=	-12
-1	+1
=	-2
+2	+4
=	=
-7	-10
=	-1
+2	+1
-2	-2
-1	+1
+3	-1
=	+2
-2	-1
-2	-2
+2	-6
-1	-2
-2	=
+2	+1
-1	=
-1	=
=	=
+1	-2
=	=
+1	+1

15. Threats against the environment

[Commentary]

Base: Representative sample of 25,219 adults aged 16-74 in 29 participating countries, March 21st 2025 - April 4th 2025.

Source: Ipsos Global Advisor. Global score is a Global Country Average. See methodology for details. **Filter:** Country: World | Current Wave: Apr 25

Country

World	7%
India	12%
Netherlands	12%
South Korea	10%
Mexico	10%
Poland	9%
Brazil	9%
Indonesia	9%
Malaysia	9%
Italy	9%
Japan	8%
Sweden	8%
Thailand	8%
Singapore	8%
France	8%
Australia	8%
Colombia	8%
Spain	7%
Germany	7%
Belgium	7%
Chile	7%
Great Britain	5%
US	5%
Canada	5%
Hungary	4%
Israel	4%
Türkiye	4%
Peru	4%
Argentina	3%
South Africa	3%

Change from 12-month last month change

=	-1
+1	+1
=	+2
+2	+1
+2	-4
+1	+1
-4	-3
+4	=
+1	+1
+2	+1
+1	-1
-3	-6
-1	-1
=	-2
-2	-3
+1	-1
-3	-2
=	+2
-1	-4
-2	-2
+2	+3
-1	-4
-2	-4
-2	-2
+1	+2
-2	=
=	-1
-5	-4
=	+2
+1	=

16. Maintaining social programmes

[Commentary]

Base: Representative sample of 25,219 adults aged 16-74 in 29 participating countries, March 21st 2025 - April 4th 2025.

Source: Ipsos Global Advisor. Global score is a Global Country Average. See methodology for details. **Filter:** Country: World | Current Wave: Apr 25

Country

World	7%
Sweden	19%
Japan	17%
South Korea	15%
Netherlands	11%
Great Britain	10%
Indonesia	10%
US	9%
Thailand	9%
Belgium	9%
Italy	9%
India	8%
Spain	8%
Australia	7%
Singapore	7%
Mexico	6%
Hungary	6%
Canada	6%
Germany	6%
Poland	5%
Colombia	5%
Malaysia	5%
France	4%
Argentina	4%
Chile	2%
Brazil	2%
Türkiye	2%
South Africa	1%
Peru	1%
Israel	1%

Change from 12-month last month change

=	=
+3	+2
-1	-1
+3	-3
+4	+4
+1	+1
-2	+1
+1	+5
+1	-1
+3	+5
+2	+1
+1	+2
-1	-1
=	=
+1	+2
-1	-2
+1	+1
+1	+3
-3	-1
=	-2
+1	=
-1	-1
=	-1
=	=
-2	=
-1	-2
+1	+1
-1	-1
=	-1
-2	-1

17. Coronavirus (Covid-19)

[Commentary]

Base: Representative sample of 25,219 adults aged 16-74 in 29 participating countries, March 21st 2025 - April 4th 2025.

Source: Ipsos Global Advisor. Global score is a Global Country Average. See methodology for details. **Filter:** Country: World | Current Wave: Apr 25

Country

World	2%
Thailand	7%
Singapore	6%
India	6%
Malaysia	6%
Mexico	4%
Japan	3%
Brazil	3%
Indonesia	3%
Türkiye	2%
US	2%
South Korea	2%
Belgium	2%
Great Britain	2%
Spain	2%
South Africa	2%
Chile	2%
Australia	2%
Colombia	1%
Argentina	1%
Italy	1%
Peru	1%
France	1%
Hungary	1%
Netherlands	1%
Israel	1%
Germany	1%
Canada	1%
Poland	1%
Sweden	0%

Change from 12-month last month change

=	-1
=	-5
+1	=
=	-7
=	-1
+1	-1
-1	-1
-1	=
+1	-4
-1	-1
=	-1
-1	+1
=	=
=	=
+1	=
+1	=
+2	=
-1	-2
=	-1
+1	=
=	-2
-1	-3
=	-2
-1	=
=	-1
=	+1
=	-1
-1	-2
-1	=
-1	-1

18. Access to credit

[Commentary]

Base: Representative sample of 25,219 adults aged 16-74 in 29 participating countries, March 21st 2025 - April 4th 2025.

Source: Ipsos Global Advisor. Global score is a Global Country Average. See methodology for details. **Filter:** Country: World | Current Wave: Apr 25

Country

World	2%
India	8%
Thailand	5%
Poland	3%
Türkiye	3%
Belgium	3%
South Korea	3%
Argentina	3%
Singapore	3%
Hungary	3%
Malaysia	2%
Brazil	2%
Mexico	2%
Colombia	2%
Chile	2%
France	2%
Netherlands	2%
Spain	2%
Indonesia	2%
Australia	2%
South Africa	2%
US	2%
Great Britain	1%
Sweden	1%
Peru	1%
Italy	1%
Japan	1%
Israel	1%
Canada	1%
Germany	1%

Change from 12-month last month change

=	=
=	+2
+3	+1
-2	-2
+2	-1
-1	+1
+1	+1
-2	+2
=	+1
+2	+2
-1	-1
=	=
=	+1
+1	-1
+1	=
+1	-1
+1	+2
+1	+1
+1	=
=	-1
=	=
+1	=
=	-2
=	-1
+1	-1
-1	-2
=	=
-1	-2
=	=
=	-1

Methodology

This 29-country Global Advisor survey was conducted between March 21st 2025 and April 4th 2025 via the Ipsos Online Panel system among 25,219 adults aged 18-74 in Canada, Israel, Malaysia, South Africa, Türkiye and the United States, 20-74 in Indonesia and Thailand, 21-74 in Singapore, and 16-74 in all other nations.

The "Global Country Average" reflects the average result for all the countries where the survey was conducted. It has not been adjusted to the population size of each country and is not intended to suggest a total result."

The sample consists of approximately 1000+ individuals in each of Australia, Belgium, Brazil, Canada, France, Germany, Great Britain, Italy, Japan, Spain, Sweden, and the US, and approximately 500+ individuals in each of Argentina, Chile, Colombia, Hungary, Indonesia, Israel, Malaysia, Mexico, the Netherlands, Peru, Poland, Singapore, South Africa, South Korea, Thailand and Türkiye.

The sample in India consists of approximately 2,200 individuals, of whom approximately 1,800 were interviewed face-to-face and 400 were interviewed online.

The samples in Argentina, Australia, Belgium, Canada, France, Germany, Great Britain, Hungary, Italy, Japan, the Netherlands, Poland, South Korea, Spain, Sweden, and the US can be taken as representative of these countries' general adult population under the age of 75.

The samples in Brazil, Chile, Colombia, India, Indonesia, Malaysia, Mexico, Peru, Singapore, South Africa, Thailand and Türkiye are more urban, more educated, and/or more affluent than the general population. The survey results for these markets should be viewed as reflecting the views of the more "connected" segment of these populations.

India's sample represents a large subset of its urban population – social economic

classes A, B and C in metros and tier 1-3 town classes across all four zones.

Weighting has been employed to balance demographics and ensure that the sample's composition reflects that of the adult population according to the most recent census data.

The precision of Ipsos online polls are calculated using a credibility interval with a poll of 1,000 accurate to +/- 3.5 percentage points and of 500 accurate to +/- 5.0 percentage points. For more information on the Ipsos use of credibility intervals, please visit the Ipsos website.

Where results do not sum to 100 or the 'difference' appears to be +/-1 more/less than the actual, this may be due to rounding, multiple responses, or the exclusion of don't knows or not stated responses

The publication of these findings abides by local rules and regulations.

