

# WHAT WORRIES THE WORLD?

GERMANY REPORT

May 2025

# GERMANY SUMMARY: MAY 2025

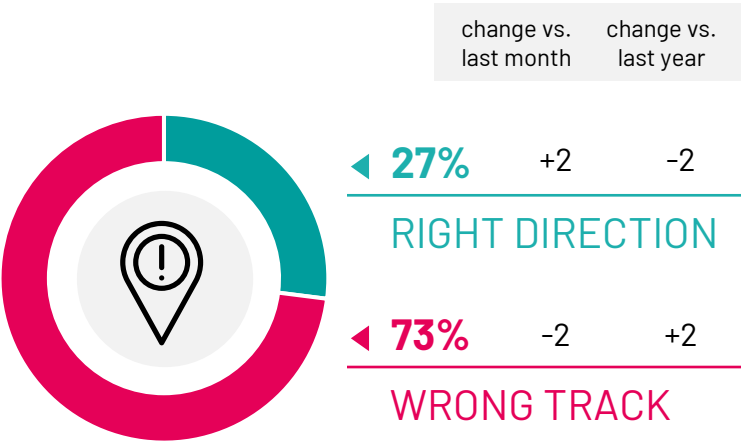
## Top five worries

Q: Which three of the following topics do you find the most worrying in your country?

		change vs. last month	change vs. last year
Immigration control	38%	-4	+2
Inflation	31%	-4	-4
Poverty & social inequality	31%	=	-2
Crime & violence	29%	-1	+4
Military conflict between	24%	-3	=

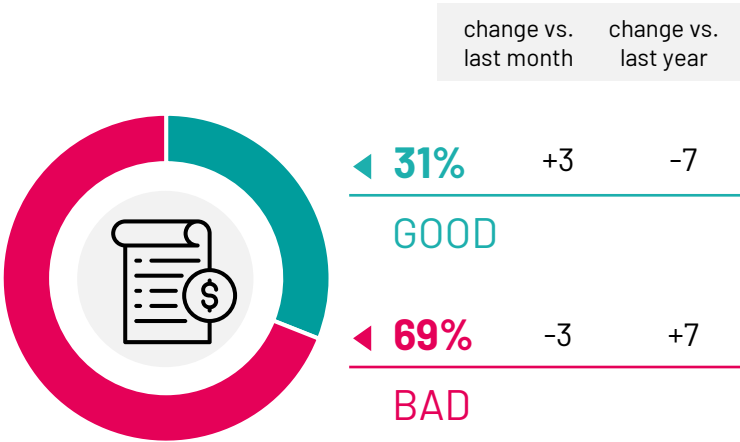
## State of the country

Q: Generally speaking, would you say things in this country are heading in the right direction, or are they off on the wrong track?



## State of the economy

Q: How would you describe the current economic situation in your country?



Base: Representative sample of German adults aged 16-74. c.1000 per month

Source: Ipsos Global Advisor. Global score is a Global Country Average. See methodology for details. Filter: Country: Germany | Current Wave: May 25

# WORLD SUMMARY: MAY 2025

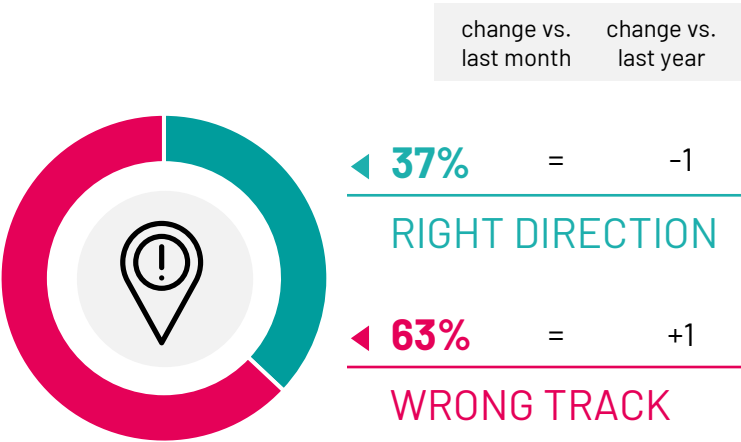
## Top five worries

Q: Which three of the following topics do you find the most worrying in your country?

		change vs. last month	change vs. last year
Inflation	<div></div> 33%	=	-1
Crime & violence	<div></div> 33%	+1	+3
Poverty & social inequality	<div></div> 29%	+1	-1
Unemployment	<div></div> 27%	=	=
Financial/political corruption	<div></div> 26%	-1	+1

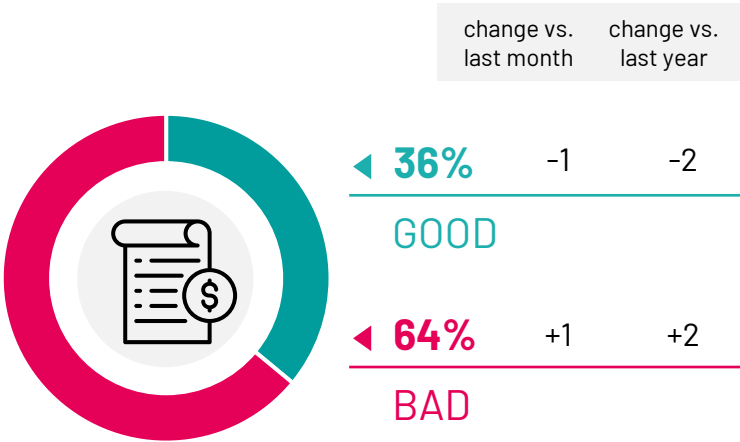
## State of the country

Q: Generally speaking, would you say things in this country are heading in the right direction, or are they off on the wrong track?



## State of the economy

Q: How would you describe the current economic situation in your country?



Base: Representative sample of 24,737 adults aged 16-74 in 30 participating countries, April 25th 2025 - May 9th 2025.  
Source: Ipsos Global Advisor. Global score is a Global Country Average. See methodology for details. Filter: Country: World | Current Wave: May 25



# DIRECTION OF TRAVEL

- Country comparisons
- Trends over time: Germany
- Trends over time: World

# Right vs. Wrong Direction Monitor

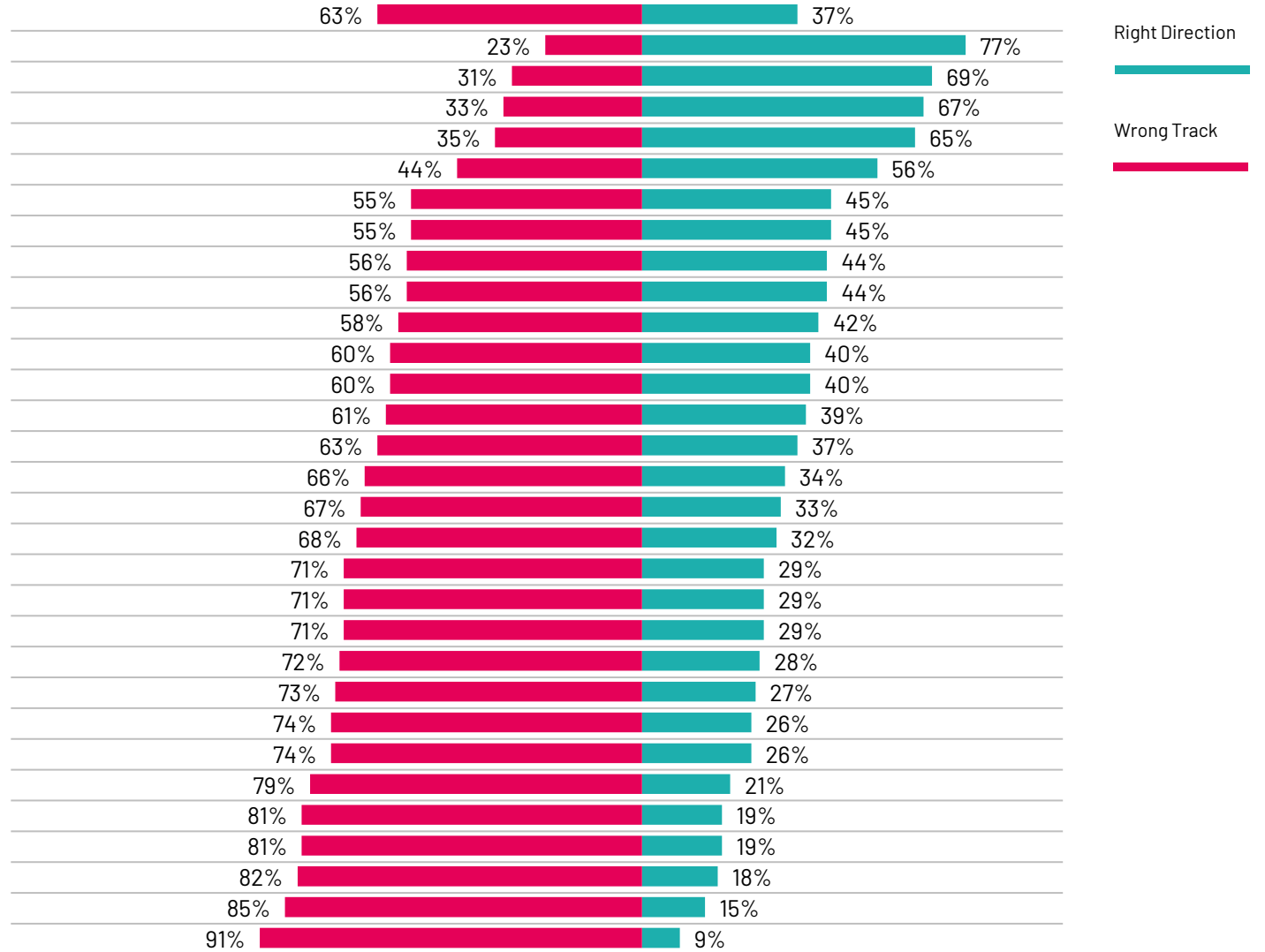
**Base:** Representative sample of 24,737 adults aged 16-74 in 30 participating countries, April 25th 2025 - May 9th 2025.

**Source:** Ipsos Global Advisor. Global score is a Global Country Average. See methodology for details. **Filter:** Country: World | Current Wave: May 25

## Country

World
Singapore
Malaysia
Indonesia
India
Argentina
Thailand
Mexico
Canada
Australia
US
Ireland
Poland
Spain
Brazil
South Africa
Belgium
Great Britain
Chile
Colombia
Italy
Israel
Germany
Türkiye
Sweden
Netherlands
Japan
Hungary
France
South Korea
Peru

## Q: Would you say things in this country are heading in the right direction, or are they off on the wrong track? (May 2025)

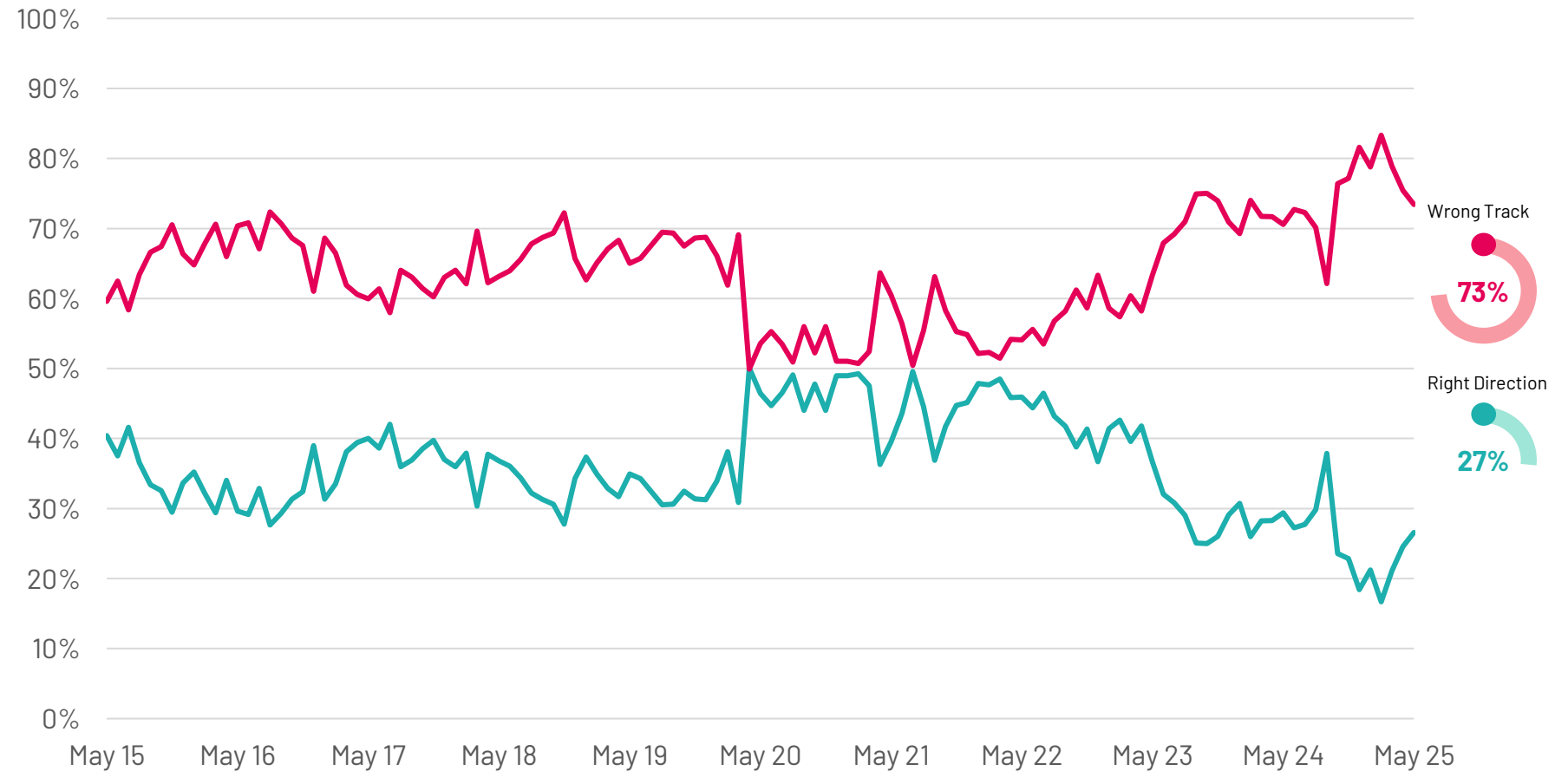


# Germany Right/Wrong Direction

**Base:** Representative sample of German adults aged 16-74. c.1000 per month

**Source:** Ipsos Global Advisor. Global score is a Global Country Average. See methodology for details. **Filter:** Country: Germany | Current Wave: May 25

**Q: Would you say things in this country are heading in the right direction, or are they off on the wrong track?**



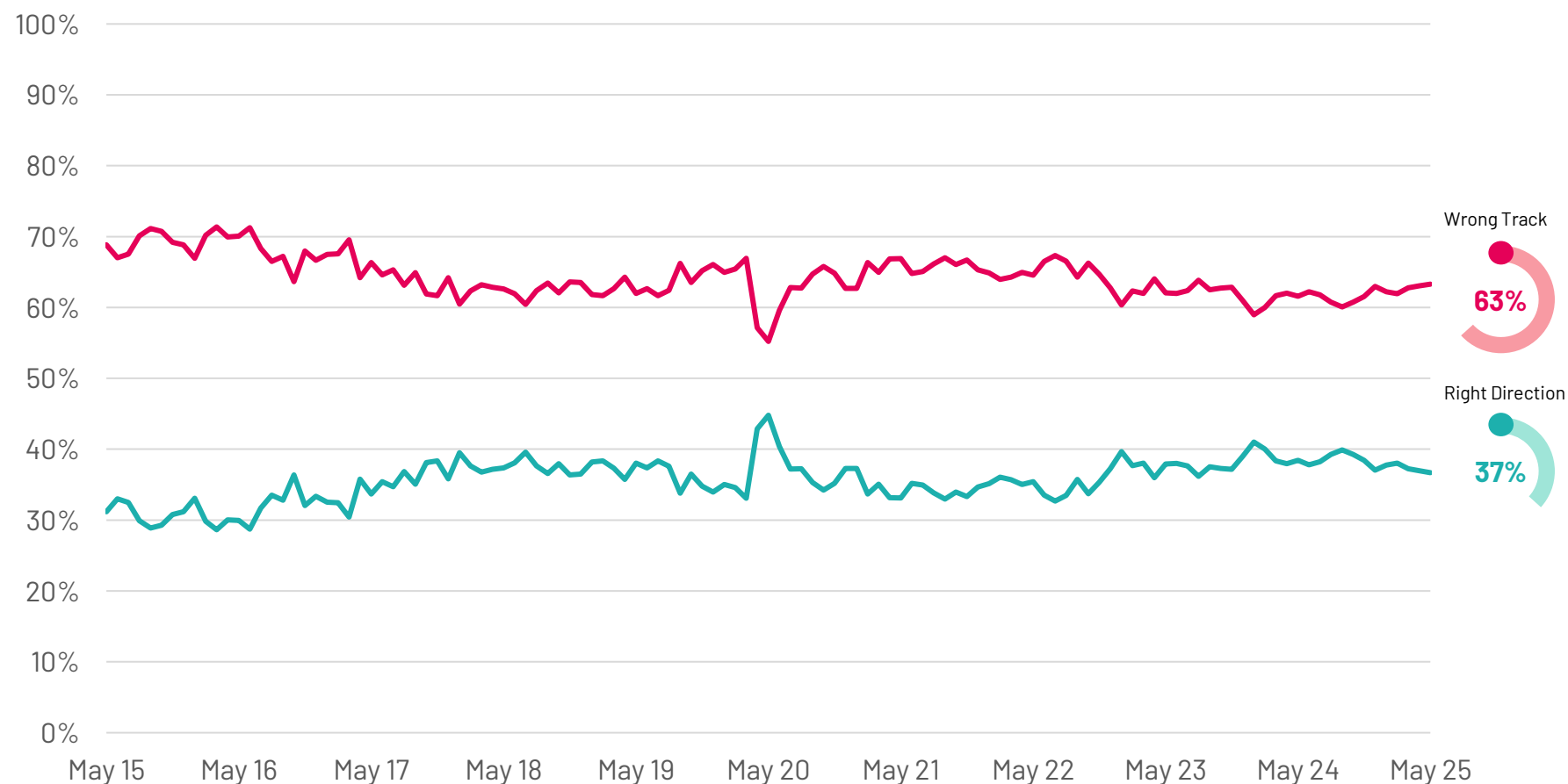
# Global Right/Wrong Direction

Global country average score

**Base:** Representative sample of 24,737 adults aged 16-74 in 30 participating countries, April 25th 2025 - May 9th 2025.

**Source:** Ipsos Global Advisor. Global score is a Global Country Average. See methodology for details. **Filter:** Country: World | Current Wave: May 25

**Q: Would you say things in this country are heading in the right direction, or are they off on the wrong track?**



# GERMANY'S WORRIES

- Germany's top worries
- World's top worries
- Trends over time for worries: Germany & World

# Germany's Worries

[Commentary]

**Base:** Representative sample of German adults aged 16-74. c.1000 per month

**Source:** Ipsos Global Advisor. Global score is a Global Country Average. See methodology for details. **Filter:** Country: Germany | Current Wave: May 25

## Q: Which three of the following topics do you find the most worrying in your country?

### Worry

### % mentioned in May 2025 (global country average)

Immigration control	38%
Inflation	31%
Poverty & social inequality	31%
Crime & violence	29%
Military conflict between nations	24%
Climate change	23%
Rise of extremism	19%
Health care	18%
Taxes	15%
Terrorism	11%
Moral decline	10%
Unemployment	9%
Education	9%
Threats against the environment	9%
Financial/political corruption	8%
Maintaining social programmes	7%
Coronavirus (Covid-19)	1%
Access to credit	1%

# World Worries

[Commentary]

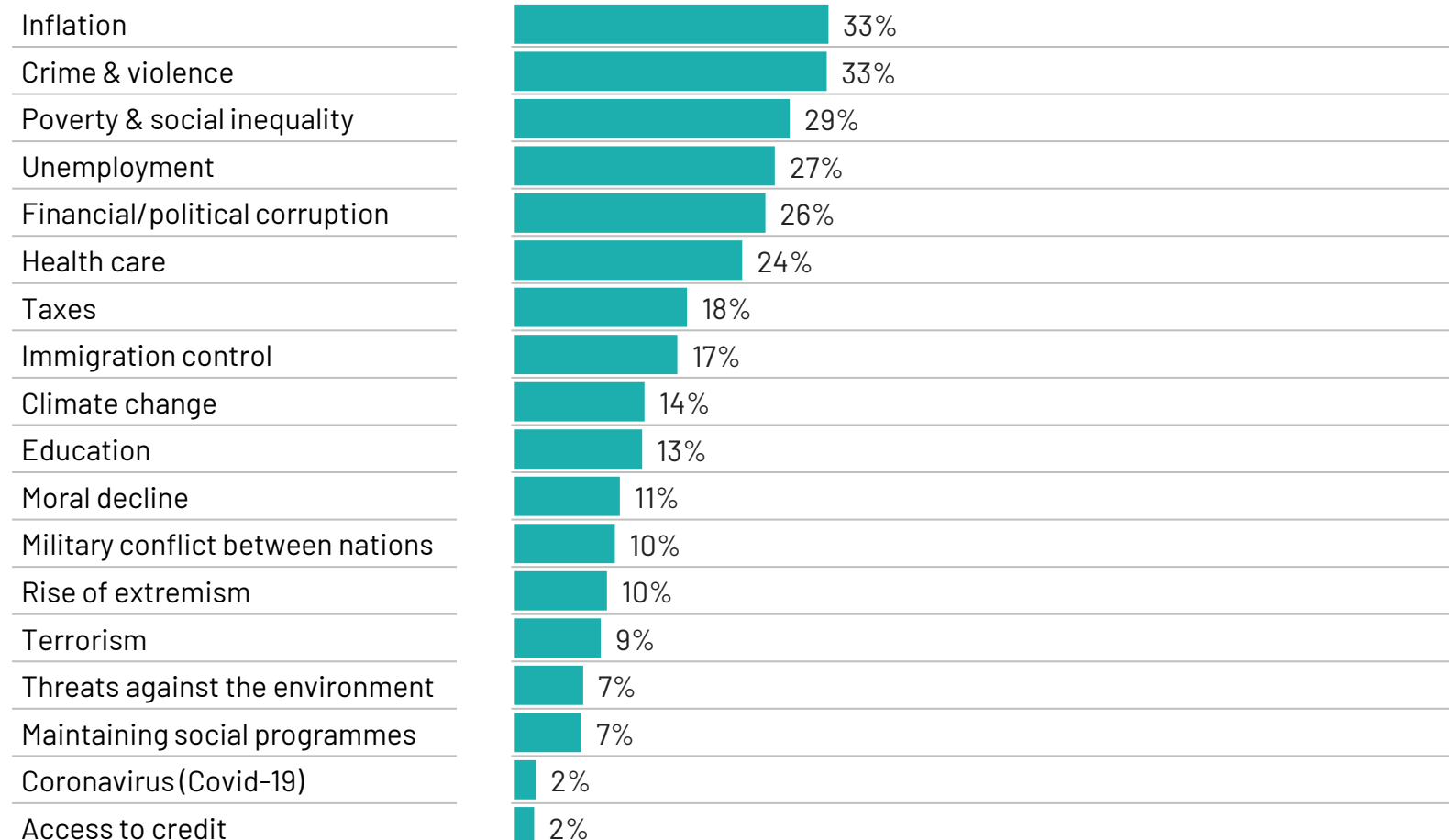
**Base:** Representative sample of 24,737 adults aged 16-74 in 30 participating countries, April 25th 2025 - May 9th 2025.

**Source:** Ipsos Global Advisor. Global score is a Global Country Average. See methodology for details. **Filter:** Country: World | Current Wave: May 25

## Q: Which three of the following topics do you find the most worrying in your country?

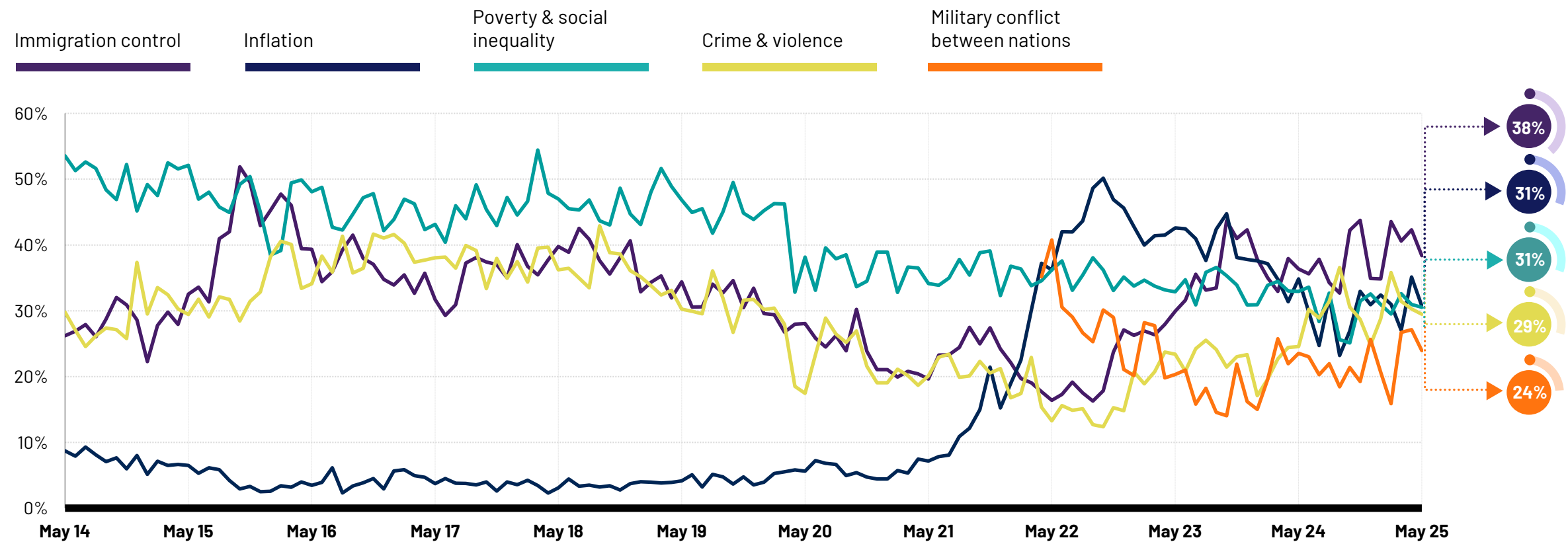
### Worry

### % mentioned in May 2025 (global country average)



# Germany's current top five worries: long-term trend

Q: Which three of the following topics do you find the most worrying in your country?

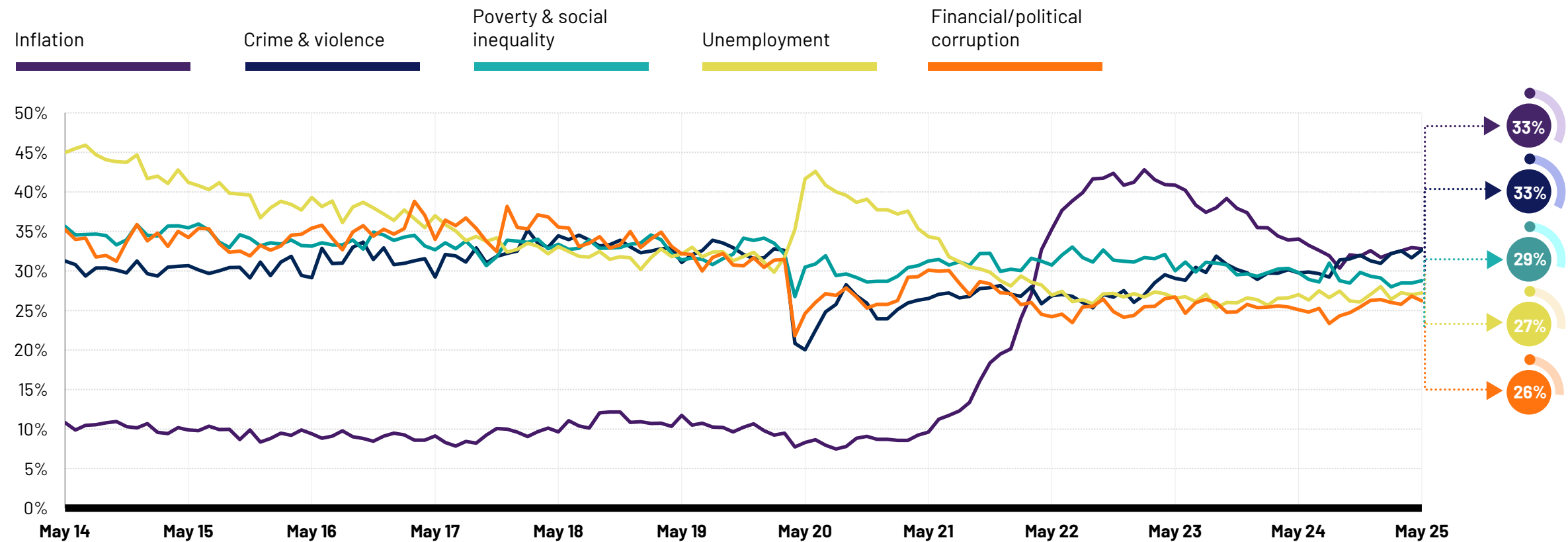


**Base:** Representative sample of German adults aged 16-74. c.1000 per month  
**Source:** Ipsos Global Advisor. Global score is a Global Country Average. See methodology for details. **Filter:** Country: Germany | Current Wave: May 25



# World's current top five worries: long-term trend

Q: Which three of the following topics do you find the most worrying in your country? Global country average



Base: Representative sample of 24,737 adults aged 16-74 in 30 participating countries, April 25th 2025 - May 9th 2025.  
Source: Ipsos Global Advisor. Global score is a Global Country Average. See methodology for details. Filter: Country: World | Current Wave: May 25



# WORLD WORRIES COUNTRY COMPARISON

- Country comparison of all 18 concerns

# 1. Inflation

[Commentary]

**Base:** Representative sample of 24,737 adults aged 16-74 in 30 participating countries, April 25th 2025 - May 9th 2025.

**Source:** Ipsos Global Advisor. Global score is a Global Country Average. See methodology for details. **Filter:** Country: World | Current Wave: May 25

## Country

Country		Change from 12-month last month	change
World	33%	=	-1
Singapore	62%	+6	+3
Türkiye	54%	-1	-1
Canada	50%	-3	-4
Australia	49%	+3	+2
Hungary	45%	-4	+11
US	42%	+2	-8
Argentina	40%	-1	-11
India	37%	-2	-4
Great Britain	36%	+6	+5
Poland	35%	-2	-8
Ireland	35%	+2	=
South Korea	34%	-4	-11
Malaysia	34%	-1	+4
Brazil	33%	-3	+10
France	33%	+2	-1
Thailand	33%	+2	+6
Japan	32%	-3	+2
Mexico	31%	+2	+7
Germany	31%	-4	-4
Italy	27%	-1	+4
Spain	26%	-3	-3
Belgium	26%	+1	+1
Indonesia	26%	+4	+3
Chile	25%	+7	-4
Netherlands	24%	+1	+2
Israel	19%	+4	+1
Sweden	19%	-6	-6
South Africa	18%	-5	-2
Colombia	17%	-2	-14
Peru	13%	-1	-15

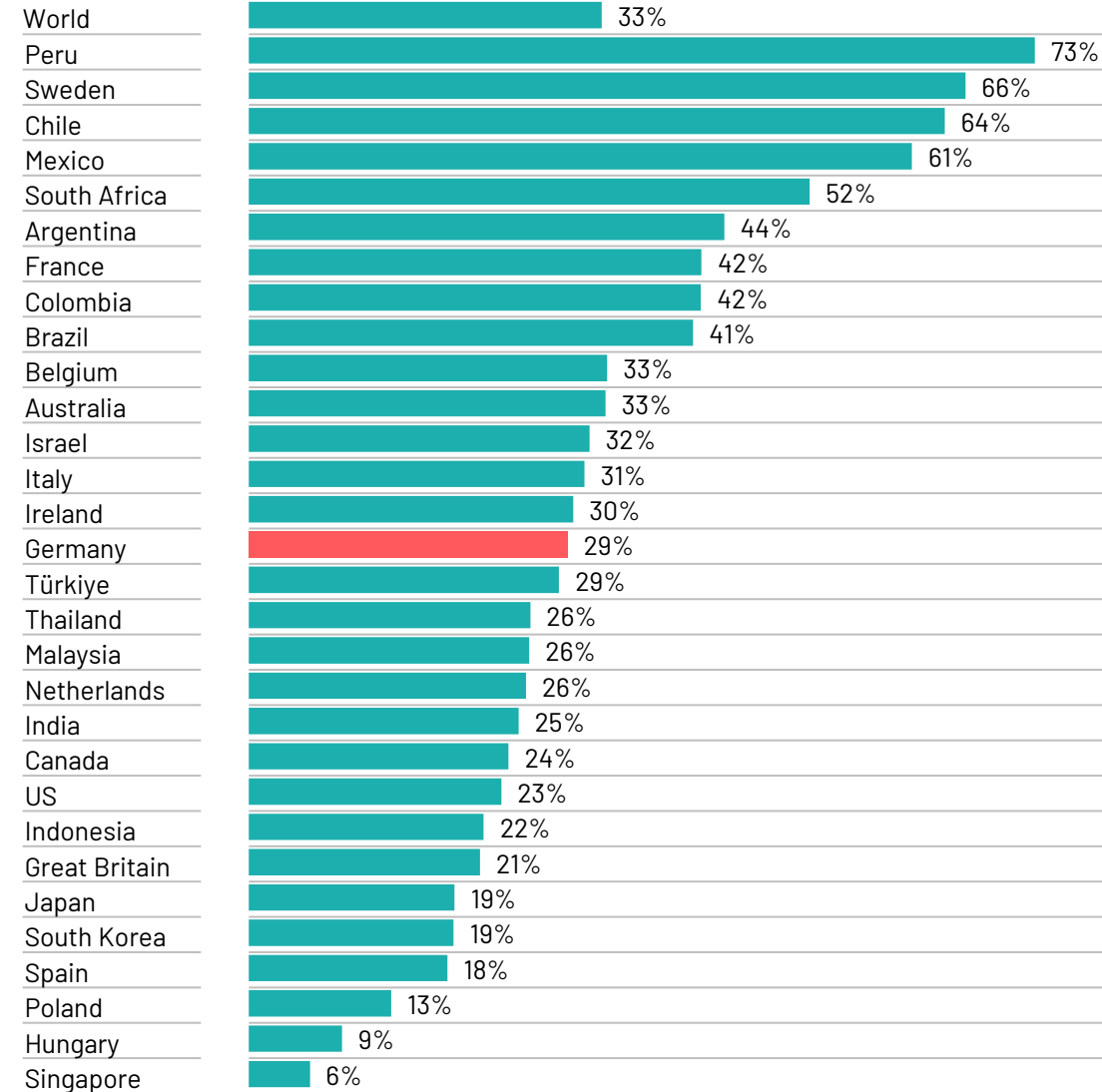
## 2. Crime & violence

[Commentary]

**Base:** Representative sample of 24,737 adults aged 16-74 in 30 participating countries, April 25th 2025 - May 9th 2025.

**Source:** Ipsos Global Advisor. Global score is a Global Country Average. See methodology for details. **Filter:** Country: World | Current Wave: May 25

### Country



### Change from 12-month last month change

+1	+3
-2	+19
+5	+2
-2	-5
+3	+9
+1	-4
-5	+6
+5	+13
+5	+9
-5	-5
+6	+8
-1	=
-1	+6
+4	+8
+2	+2
-1	+4
+5	+8
-1	-5
-4	+4
+5	+6
+2	+3
+6	+6
-1	-12
+2	+4
-3	-4
=	+4
+7	+5
+1	-2
+3	+6
-2	-3
-4	-6

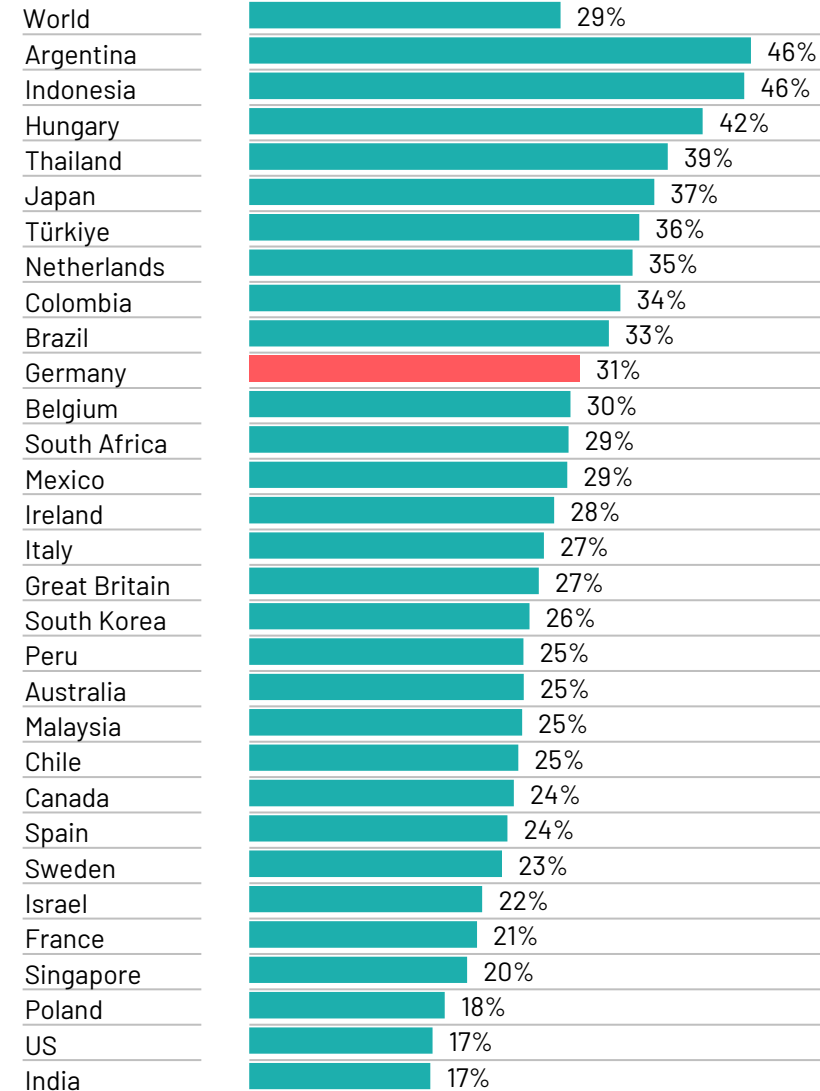
### 3. Poverty & social inequality

[Commentary]

**Base:** Representative sample of 24,737 adults aged 16-74 in 30 participating countries, April 25th 2025 - May 9th 2025.

**Source:** Ipsos Global Advisor. Global score is a Global Country Average. See methodology for details. **Filter:** Country: World | Current Wave: May 25

#### Country



#### Change from 12-month last month change

+1	-1
+7	+5
+5	+8
+2	-5
=	-5
+4	+4
+2	-3
+4	-2
+2	=
-1	-6
=	-2
+3	+2
-2	-3
+4	+4
+1	=
-1	=
-2	=
+6	=
-7	-3
-3	-4
-5	-6
+2	-4
-1	-4
=	-2
+2	-1
-7	+4
-3	-8
+1	+7
=	-1
-5	-2
-2	-6

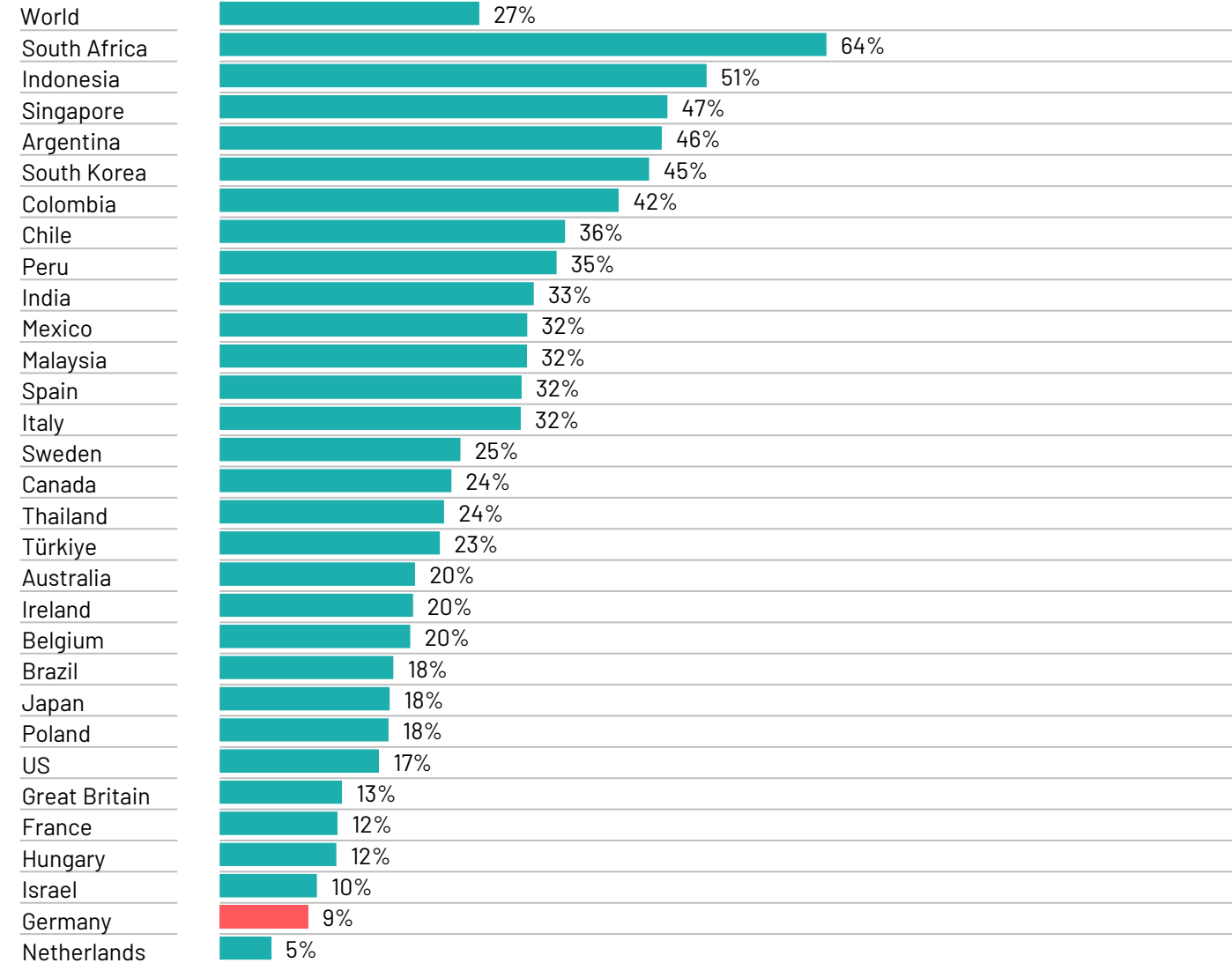
## 4. Unemployment

[Commentary]

**Base:** Representative sample of 24,737 adults aged 16-74 in 30 participating countries, April 25th 2025 - May 9th 2025.

**Source:** Ipsos Global Advisor. Global score is a Global Country Average. See methodology for details. **Filter:** Country: World | Current Wave: May 25

### Country



### Change from 12-month last month change

=	=
+2	-3
+5	+13
+6	+8
=	+3
+7	+6
-2	-3
+5	+9
+1	-3
-2	-11
-4	-4
+2	=
+1	-2
-1	-2
-3	+9
+1	+6
-7	-1
-2	-6
+2	-1
-1	=
+1	+6
+2	-8
+1	-1
-1	-7
+1	+1
-4	+1
+2	+2
-5	-5
=	-3
-2	+1
=	=

## 5. Financial/political corruption

[Commentary]

**Base:** Representative sample of 24,737 adults aged 16-74 in 30 participating countries, April 25th 2025 - May 9th 2025.

**Source:** Ipsos Global Advisor. Global score is a Global Country Average. See methodology for details. **Filter:** Country: World | Current Wave: May 25

### Country

Country		Change from 12-month	
		last month	change
World	26%	-1	+1
Indonesia	63%	-7	-2
Peru	55%	-1	+2
Thailand	48%	+9	+9
Hungary	48%	+1	+7
Malaysia	47%	-1	-1
South Korea	44%	-1	+16
South Africa	43%	+5	-8
Colombia	37%	-4	+6
Brazil	37%	+9	+10
Türkiye	31%	-6	+12
Israel	30%	-3	+6
Chile	29%	-4	+3
US	27%	-3	+8
Spain	27%	=	+2
Mexico	26%	-1	=
Poland	24%	+6	=
Argentina	22%	-5	-1
India	21%	-2	-6
Japan	18%	-6	-13
Belgium	13%	=	-1
Australia	12%	-1	-2
Great Britain	11%	+1	-6
Canada	11%	-5	=
Ireland	11%	+2	=
Italy	10%	-1	-2
Netherlands	10%	+3	+2
France	8%	=	-3
Germany	8%	+1	-2
Singapore	8%	-3	=
Sweden	7%	-3	-2

## 6. Health care

[Commentary]

**Base:** Representative sample of 24,737 adults aged 16-74 in 30 participating countries, April 25th 2025 - May 9th 2025.

**Source:** Ipsos Global Advisor. Global score is a Global Country Average. See methodology for details. **Filter:** Country: World | Current Wave: May 25

### Country

Country		Change from 12-month last month	change
World	24%	+1	+1
Hungary	64%	+5	+11
Ireland	43%	+2	=
Great Britain	42%	+3	+3
Canada	42%	=	-2
Poland	38%	-5	-5
Brazil	36%	-1	-4
Italy	34%	-2	-2
Australia	34%	+3	+6
Spain	31%	=	-2
Singapore	30%	-1	+2
Colombia	29%	-3	+1
Netherlands	29%	+4	-1
France	25%	+1	=
US	21%	-3	=
Mexico	20%	=	-2
Belgium	19%	-3	-2
Sweden	19%	-1	-4
Germany	18%	+1	+2
South Africa	18%	+1	+5
Chile	16%	=	+4
Peru	16%	+2	+4
Argentina	14%	=	-2
India	13%	=	-1
South Korea	12%	=	-7
Japan	12%	+1	+4
Malaysia	11%	+1	+4
Israel	9%	+3	+4
Indonesia	7%	+1	=
Thailand	6%	-3	-2
Türkiye	4%	=	-1

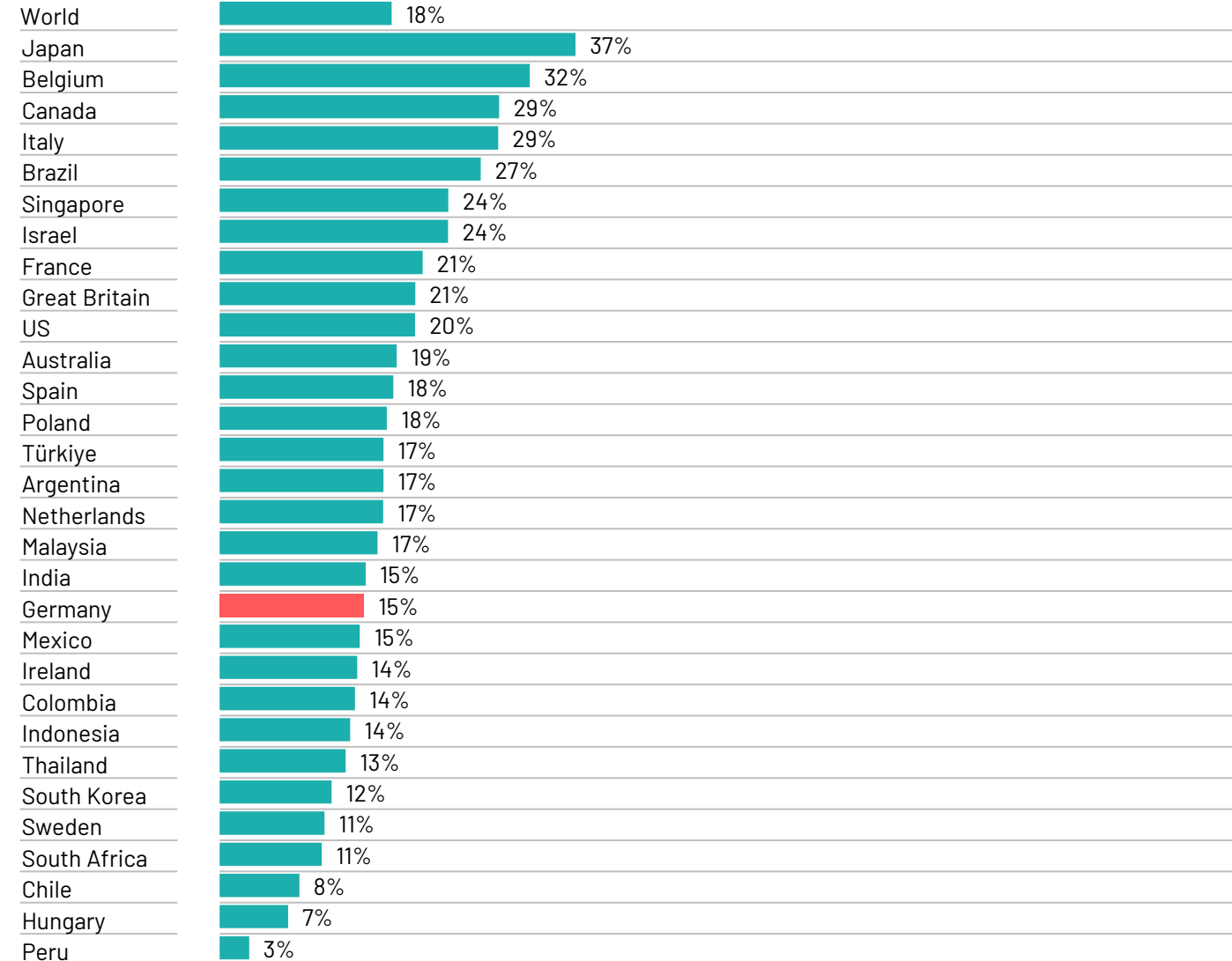
# 7. Taxes

[Commentary]

**Base:** Representative sample of 24,737 adults aged 16-74 in 30 participating countries, April 25th 2025 - May 9th 2025.

**Source:** Ipsos Global Advisor. Global score is a Global Country Average. See methodology for details. **Filter:** Country: World | Current Wave: May 25

## Country



## Change from 12-month last month change

+1	+2
+4	+4
+4	-1
=	-1
+1	+2
+2	+3
+6	+6
+4	+4
+3	+6
-2	+6
+4	+7
-2	+3
-2	-6
+2	+3
+1	+4
+1	-4
+1	+1
+3	-1
-1	+2
+2	+2
+2	+4
-1	-2
+1	-3
-1	+6
+4	+4
+1	-4
+1	-1
-10	+4
=	+1
=	+1
-1	-5

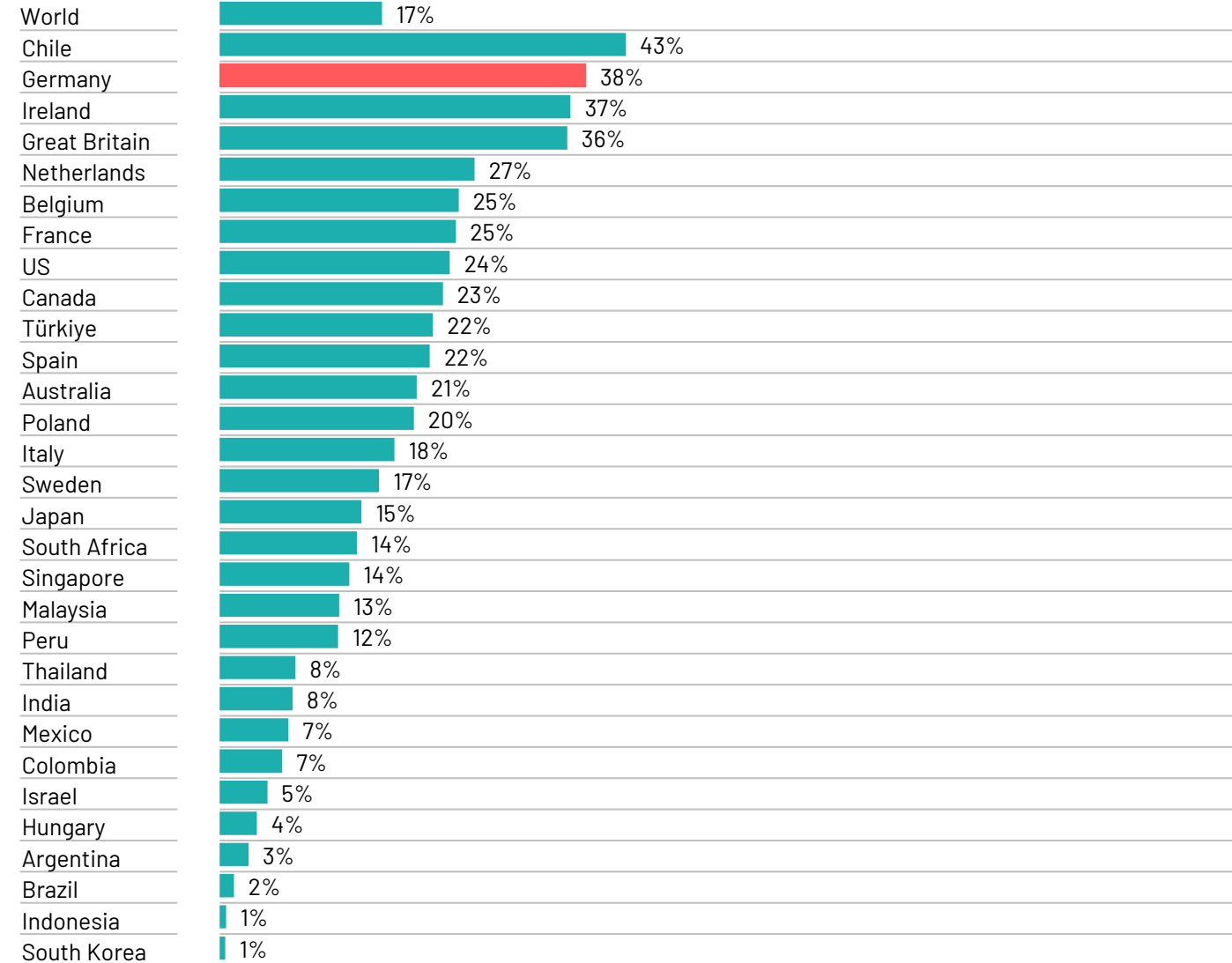
## 8. Immigration control

[Commentary]

**Base:** Representative sample of 24,737 adults aged 16-74 in 30 participating countries, April 25th 2025 - May 9th 2025.

**Source:** Ipsos Global Advisor. Global score is a Global Country Average. See methodology for details. **Filter:** Country: World | Current Wave: May 25

### Country



### Change from 12-month last month change

=	+1
-4	+3
-4	+2
+1	=
+3	+8
-1	-10
+4	-4
-1	+6
+3	-6
+1	+3
=	-16
-2	+7
+1	+4
-4	+6
+1	+2
-1	+1
+2	+4
+2	+4
-1	+3
=	+3
=	+4
=	+2
=	+2
-2	+2
-1	-1
=	-1
-1	-3
=	+1
=	+1
-1	-2
-1	=

# 9. Climate change

[Commentary]

**Base:** Representative sample of 24,737 adults aged 16-74 in 30 participating countries, April 25th 2025 - May 9th 2025.

**Source:** Ipsos Global Advisor. Global score is a Global Country Average. See methodology for details. **Filter:** Country: World | Current Wave: May 25

## Country

World	14%
Japan	23%
Germany	23%
Netherlands	22%
Singapore	21%
Australia	20%
Thailand	20%
France	19%
Sweden	19%
Great Britain	19%
South Korea	18%
Italy	18%
Spain	18%
Canada	16%
Ireland	15%
Poland	14%
Belgium	13%
Mexico	12%
US	12%
India	11%
Brazil	10%
Indonesia	9%
Türkiye	9%
South Africa	8%
Malaysia	8%
Colombia	6%
Peru	6%
Argentina	6%
Chile	5%
Hungary	3%
Israel	1%

## Change from 12-month last month change

-1	-2
-4	-2
+6	-1
-2	-3
-4	-6
-1	-2
-5	-9
=	-1
+2	+4
+1	-3
-4	+1
-2	-5
=	+2
+2	-6
-1	+4
-1	=
-2	-6
-4	-11
-1	-5
-2	+1
-4	+2
-5	-14
+4	-2
=	+1
-6	-5
-5	-12
+1	+1
+2	+3
=	=
-5	-4
-1	-4

# 10. Education

[Commentary]

**Base:** Representative sample of 24,737 adults aged 16-74 in 30 participating countries, April 25th 2025 - May 9th 2025.

**Source:** Ipsos Global Advisor. Global score is a Global Country Average. See methodology for details. **Filter:** Country: World | Current Wave: May 25

## Country

World	13%
Argentina	27%
Hungary	24%
Israel	22%
Türkiye	21%
Brazil	21%
India	20%
Mexico	19%
Peru	17%
Chile	16%
Indonesia	15%
Spain	14%
Malaysia	14%
Belgium	14%
South Africa	14%
Netherlands	13%
Colombia	13%
US	13%
France	11%
Australia	10%
Canada	10%
Thailand	9%
Italy	9%
Germany	9%
Great Britain	7%
Poland	7%
Singapore	7%
Ireland	7%
Sweden	7%
South Korea	5%
Japan	5%

## Change from 12-month last month change

=	-1
=	-6
+4	+2
+5	+9
+3	+6
=	-4
-4	-2
-1	-7
-4	-13
-2	+3
+2	+3
=	=
+5	+1
=	-1
-2	=
+2	+2
-2	-1
=	+4
-2	-6
+1	+2
+2	-2
=	+2
+1	+2
=	=
-2	-4
-1	-5
-2	-6
+1	+2
=	-3
+1	-3
-1	-2

# 11. Moral decline

[Commentary]

**Base:** Representative sample of 24,737 adults aged 16-74 in 30 participating countries, April 25th 2025 - May 9th 2025.

**Source:** Ipsos Global Advisor. Global score is a Global Country Average. See methodology for details. **Filter:** Country: World | Current Wave: May 25

## Country

World	11%
Netherlands	17%
US	16%
Malaysia	16%
South Korea	16%
Poland	15%
Hungary	15%
France	15%
Israel	14%
Japan	14%
Thailand	13%
Indonesia	13%
Great Britain	13%
Türkiye	13%
Argentina	12%
Singapore	12%
Italy	11%
Germany	10%
Belgium	10%
Australia	9%
India	9%
Sweden	9%
Canada	8%
Spain	8%
Ireland	7%
Mexico	7%
Peru	7%
Colombia	6%
South Africa	5%
Chile	5%
Brazil	4%

## Change from 12-month last month change

+1	+1
-2	-1
-1	+1
+2	-2
-3	=
+4	+3
+6	+4
+4	+4
-2	=
+1	-1
-2	-6
+2	-2
+2	+3
+3	+4
+1	+5
+3	+5
+2	+2
-1	-1
+1	+2
-1	-2
+1	+3
+1	-1
=	=
+2	+1
-1	+1
+2	+2
+1	=
-1	+2
+2	+1
=	-2
-1	=

# 12. Military conflict between nations

[Commentary]

**Base:** Representative sample of 24,737 adults aged 16-74 in 30 participating countries, April 25th 2025 - May 9th 2025.

**Source:** Ipsos Global Advisor. Global score is a Global Country Average. See methodology for details. **Filter:** Country: World | Current Wave: May 25

## Country

Country		Change from 12-month last month	change
World	10%	-2	-1
Poland	36%	-3	-3
Israel	33%	-1	-16
Germany	24%	-3	=
Netherlands	22%	-7	+6
Spain	15%	-1	+6
Sweden	15%	-6	+4
Great Britain	14%	-2	-1
France	14%	-11	=
Belgium	14%	-9	+2
Italy	12%	-6	-7
Japan	11%	-2	-4
India	11%	+3	+4
US	10%	-2	-3
Australia	9%	-1	=
South Korea	9%	-1	-3
Singapore	9%	+4	+3
Ireland	8%	-2	+1
Thailand	7%	=	+3
Hungary	7%	+2	-3
Colombia	7%	+5	+1
Malaysia	5%	=	+1
Canada	5%	-5	=
Mexico	4%	-1	+1
Indonesia	3%	-1	-2
Chile	2%	-1	=
Brazil	2%	-1	=
Peru	2%	+1	=
Türkiye	2%	=	+1
Argentina	2%	+1	-1
South Africa	1%	-3	-1

# 13. Rise of extremism

[Commentary]

**Base:** Representative sample of 24,737 adults aged 16-74 in 30 participating countries, April 25th 2025 - May 9th 2025.

**Source:** Ipsos Global Advisor. Global score is a Global Country Average. See methodology for details. **Filter:** Country: World | Current Wave: May 25

## Country

World	10%
US	20%
Germany	19%
Israel	19%
France	18%
Ireland	18%
Netherlands	17%
Spain	15%
Belgium	15%
South Korea	15%
Sweden	14%
Poland	12%
Malaysia	11%
Australia	10%
India	10%
Canada	9%
Great Britain	9%
Italy	7%
Brazil	6%
Türkiye	5%
Singapore	5%
Chile	5%
Colombia	5%
Hungary	4%
Japan	4%
Argentina	4%
Thailand	4%
Indonesia	3%
Mexico	3%
South Africa	2%
Peru	2%

## Change from 12-month last month change

=	+1
+2	+4
-1	+2
-5	-1
-1	+2
+3	+7
-3	-3
+2	+4
=	-4
-7	+7
+2	-3
+3	+5
-3	-6
=	+3
+2	+2
-1	+1
-2	-1
-1	=
-2	=
-1	+1
=	=
-1	-1
+2	+2
=	-1
=	+1
-1	+1
+1	+1
-1	-2
+1	+2
=	=
-1	+1

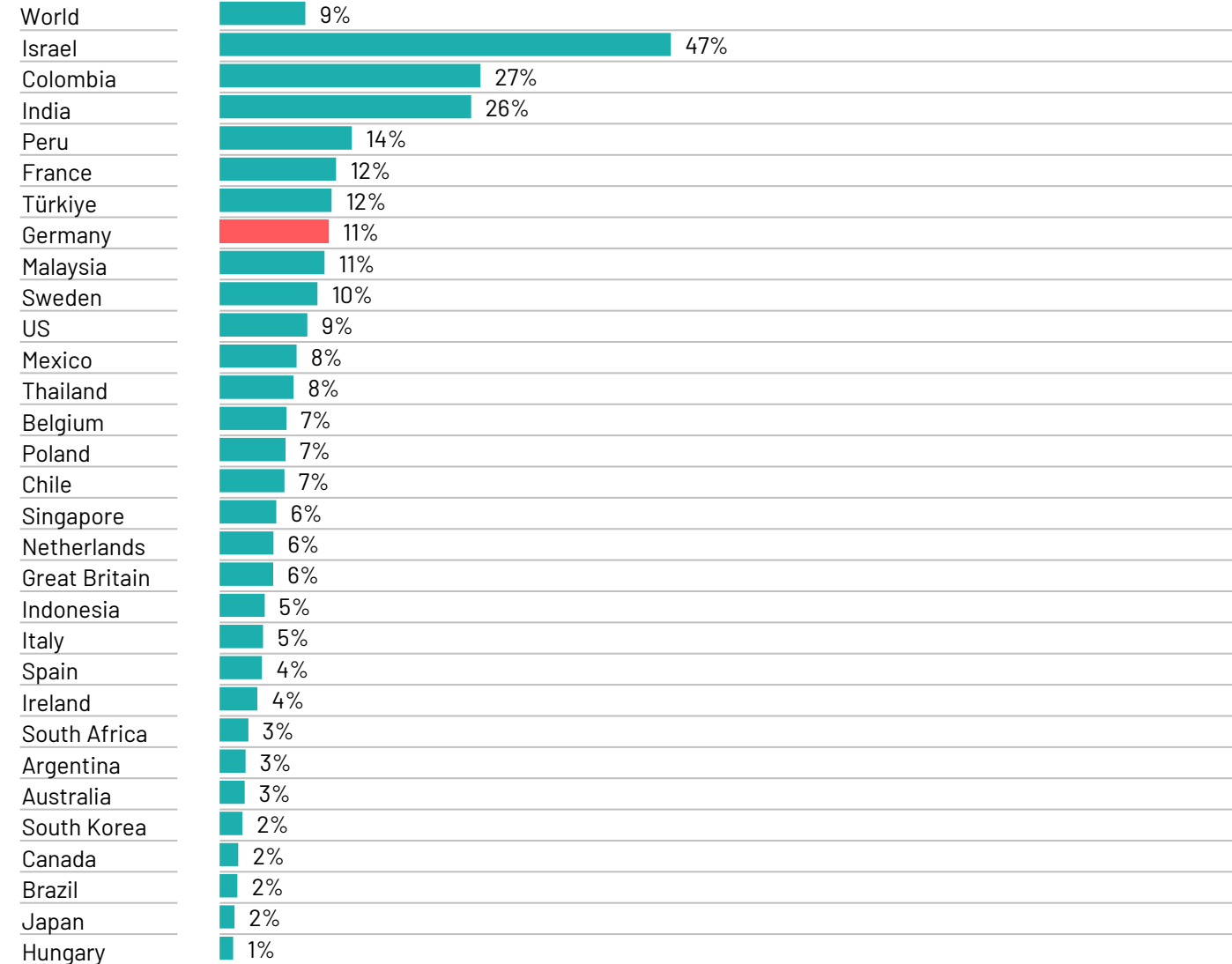
# 14. Terrorism

[Commentary]

**Base:** Representative sample of 24,737 adults aged 16-74 in 30 participating countries, April 25th 2025 - May 9th 2025.

**Source:** Ipsos Global Advisor. Global score is a Global Country Average. See methodology for details. **Filter:** Country: World | Current Wave: May 25

## Country



## Change from 12-month last month change

+1	+1
+2	-5
+9	+15
+11	+14
-2	+9
-1	-4
-5	=
-1	+4
+5	+5
+2	-3
=	=
-2	+3
+1	=
-4	-5
+2	+5
+3	-4
+1	+2
-2	=
=	-3
+1	-4
+1	=
-2	-2
-1	-3
+2	+1
+1	-1
=	-3
-1	-1
=	=
=	-1
=	-1
=	-2

# 15. Threats against the environment

[Commentary]

**Base:** Representative sample of 24,737 adults aged 16-74 in 30 participating countries, April 25th 2025 - May 9th 2025.

**Source:** Ipsos Global Advisor. Global score is a Global Country Average. See methodology for details. **Filter:** Country: World | Current Wave: May 25

## Country

World	7%
Mexico	12%
Netherlands	11%
Sweden	11%
Thailand	11%
Brazil	10%
India	10%
Italy	9%
France	9%
Poland	9%
Germany	9%
Belgium	8%
Japan	8%
Australia	8%
Malaysia	8%
South Korea	7%
Peru	7%
Spain	7%
Singapore	6%
US	6%
Great Britain	6%
Indonesia	6%
Ireland	6%
South Africa	5%
Canada	5%
Israel	5%
Colombia	4%
Chile	4%
Türkiye	3%
Hungary	3%
Argentina	3%

## Change from 12-month last month change

=	-1
+2	-5
-1	=
+3	-1
+3	-1
+1	-1
-2	=
=	=
+1	-2
=	+2
+2	-3
+1	-3
=	+1
=	-1
-1	+1
-3	-5
+3	=
=	=
-2	-1
+1	-1
+1	-3
-3	-4
+1	+2
+2	+3
=	-1
+1	-1
-4	-7
-3	-2
-1	+1
-1	-1
=	+1

# 16. Maintaining social programmes

[Commentary]

**Base:** Representative sample of 24,737 adults aged 16-74 in 30 participating countries, April 25th 2025 - May 9th 2025.

**Source:** Ipsos Global Advisor. Global score is a Global Country Average. See methodology for details. **Filter:** Country: World | Current Wave: May 25

## Country

World	7%
Sweden	17%
Japan	16%
South Korea	16%
Italy	12%
Netherlands	10%
Thailand	10%
Spain	10%
Great Britain	9%
Belgium	9%
Indonesia	8%
US	8%
Germany	7%
Mexico	7%
Australia	7%
Ireland	6%
India	6%
Canada	6%
Malaysia	6%
Singapore	5%
France	5%
Poland	4%
Hungary	4%
Chile	4%
Argentina	4%
Brazil	3%
South Africa	3%
Türkiye	2%
Colombia	2%
Israel	2%
Peru	1%

## Change from 12-month last month change

=	=
-2	+1
-1	-3
+1	=
+3	+1
-1	+1
+1	=
+2	=
-1	+1
=	+2
-2	-2
-1	+5
+1	+2
+1	-2
=	+1
-1	=
-2	-2
=	+3
+1	+1
-2	+2
+1	-1
-1	-2
-2	-2
+2	=
=	+1
+1	=
+2	+1
=	=
-3	-1
+1	-1
=	-1

# 17. Coronavirus (Covid-19)

[Commentary]

**Base:** Representative sample of 24,737 adults aged 16-74 in 30 participating countries, April 25th 2025 - May 9th 2025.

**Source:** Ipsos Global Advisor. Global score is a Global Country Average. See methodology for details. **Filter:** Country: World | Current Wave: May 25

## Country

Country		Change from 12-month	
		last month	change
World	<div><div></div></div> 2%	=	-1
Malaysia	<div><div></div></div> 7%	+1	=
Thailand	<div><div></div></div> 6%	-1	-5
India	<div><div></div></div> 5%	-1	-2
Türkiye	<div><div></div></div> 5%	+3	=
Japan	<div><div></div></div> 4%	+1	-1
Indonesia	<div><div></div></div> 3%	=	-2
Brazil	<div><div></div></div> 3%	=	=
South Korea	<div><div></div></div> 3%	+1	=
US	<div><div></div></div> 3%	+1	-1
Singapore	<div><div></div></div> 3%	-3	-7
Belgium	<div><div></div></div> 2%	=	+2
South Africa	<div><div></div></div> 2%	=	-2
Peru	<div><div></div></div> 2%	+1	-1
Australia	<div><div></div></div> 2%	=	-2
Chile	<div><div></div></div> 2%	=	=
Poland	<div><div></div></div> 2%	+1	+1
Spain	<div><div></div></div> 2%	=	-1
Mexico	<div><div></div></div> 2%	-2	+1
Ireland	<div><div></div></div> 2%	-1	-3
France	<div><div></div></div> 2%	+1	-1
Hungary	<div><div></div></div> 1%	=	-2
Colombia	<div><div></div></div> 1%	=	+1
Germany	<div><div></div></div> 1%	=	-1
Great Britain	<div><div></div></div> 1%	-1	-2
Italy	<div><div></div></div> 1%	=	-1
Argentina	<div><div></div></div> 1%	=	+1
Sweden	<div><div></div></div> 0%	=	-1
Netherlands	<div><div></div></div> 0%	-1	=
Canada	<div><div></div></div> 0%	-1	-2
Israel	<div><div></div></div> 0%	-1	-1

# 18. Access to credit

[Commentary]

**Base:** Representative sample of 24,737 adults aged 16-74 in 30 participating countries, April 25th 2025 - May 9th 2025.

**Source:** Ipsos Global Advisor. Global score is a Global Country Average. See methodology for details. **Filter:** Country: World | Current Wave: May 25

## Country

World	2%
India	7%
South Korea	4%
Thailand	4%
Malaysia	3%
Poland	3%
Canada	3%
Argentina	3%
Ireland	3%
Great Britain	2%
Singapore	2%
Türkiye	2%
Brazil	2%
Belgium	2%
Australia	2%
France	2%
Spain	1%
Israel	1%
Japan	1%
Mexico	1%
Sweden	1%
Chile	1%
South Africa	1%
US	1%
Indonesia	1%
Italy	1%
Colombia	1%
Netherlands	1%
Peru	1%
Germany	1%
Hungary	1%

## Change from 12-month last month change

=	-1
-1	+1
+1	+2
-1	+1
+1	=
=	+1
+2	=
=	-1
-1	-2
+1	+1
-1	-2
-1	-5
=	=
-1	=
=	-1
=	-1
-1	-2
=	=
-1	-2
-1	+1
-1	-1
-1	=
=	-1
-1	-1
-1	=
=	-2
=	-1
-2	-1

# Methodology

This 29-country Global Advisor survey was conducted between April 25th 2025 and May 9th 2025 via the Ipsos Online Panel system among 500 adults aged 18-74 in Canada, Israel, Malaysia, South Africa, Türkiye and the United States, 20-74 in Indonesia and Thailand, 21-74 in Singapore, and 16-74 in all other nations.

The "Global Country Average" reflects the average result for all the countries where the survey was conducted. It has not been adjusted to the population size of each country and is not intended to suggest a total result."

The sample consists of approximately 1000+ individuals in each of Australia, Belgium, Brazil, Canada, France, Germany, Great Britain, Italy, Japan, Spain, Sweden, and the US, and approximately 500+ individuals in each of Argentina, Chile, Colombia, Hungary, Indonesia, Israel, Malaysia, Mexico, the Netherlands, Peru, Poland, Singapore, South Africa, South Korea, Thailand and Türkiye.

The sample in India consists of approximately 2,200 individuals, of whom approximately 1,800 were interviewed face-to-face and 400 were interviewed online.

The samples in Argentina, Australia, Belgium, Canada, France, Germany, Great Britain, Hungary, Italy, Japan, the Netherlands, Poland, South Korea, Spain, Sweden, and the US can be taken as representative of these countries' general adult population under the age of 75.

The samples in Brazil, Chile, Colombia, India, Indonesia, Malaysia, Mexico, Peru, Singapore, South Africa, Thailand and Türkiye are more urban, more educated, and/or more affluent than the general population. The survey results for these markets should be viewed as reflecting the views of the more "connected" segment of these populations.

India's sample represents a large subset of its urban population – social economic

classes A, B and C in metros and tier 1-3 town classes across all four zones.

Weighting has been employed to balance demographics and ensure that the sample's composition reflects that of the adult population according to the most recent census data.

The precision of Ipsos online polls are calculated using a credibility interval with a poll of 1,000 accurate to +/- 3.5 percentage points and of 500 accurate to +/- 5.0 percentage points. For more information on the Ipsos use of credibility intervals, please visit the Ipsos website.

Where results do not sum to 100 or the 'difference' appears to be +/-1 more/less than the actual, this may be due to rounding, multiple responses, or the exclusion of don't knows or not stated responses

The publication of these findings abides by local rules and regulations.

