

WHAT WORRIES THE WORLD?

April 2025

What Worries the World?

Ipsos' What Worries the World survey tracks public opinion on the most important social and political issues across 29 countries today, drawing on over ten years of data to place the latest scores in context.

This **global summary report** presents the top concerns around the world, alongside whether people think things in their country are heading in the right or wrong direction.

Full breakdowns of findings for each country and each issue are also available on **www.ipsos.com**.

Please contact
Teodros.Gebrekal@ipsos.com
for more information.

Summary

01. Inflation still the top concern

Cost of living has been a primary issue for a record time. Inflation has been the number one worry every month bar one since April 2022. However, the level of worry appears to have plateaued at around one in three (on average, across our 29 countries).

02. Rising crime concern in Peru

This month, the proportion of Peruvians saying crime & violence is an issue has risen ten points to three-quarters (75%), which is the highest it has been since October 2016 (also 75%).

03. Conflict, a growing concern in Europe

Across Europe, worry about military conflict is rising, particularly in France, which have seen the biggest increase in those saying it's a concern – up ten points to a quarter (25%).

04. Corruption concerns in Türkiye

Against the backdrop of recent protests, the proportion citing political/financial corruption in Türkiye has risen 11 points to 37% – the highest it has been since July 2015 (42%).

05. Increased concern with health

Five countries now cite health care as the primary worry for their country (up from 3 in January): Hungary (59%), Poland (43%), Great Britain (39%), Italy (36%), and Spain (31%).

06. Climate worry in South Korea

The level of South Koreans mentioning climate change as an issue is up six points this month to just over a fifth (22%).

What Worries the World? APRIL 2025

Top five worries

Q: Which three of the following topics do you find the most worrying in your country?

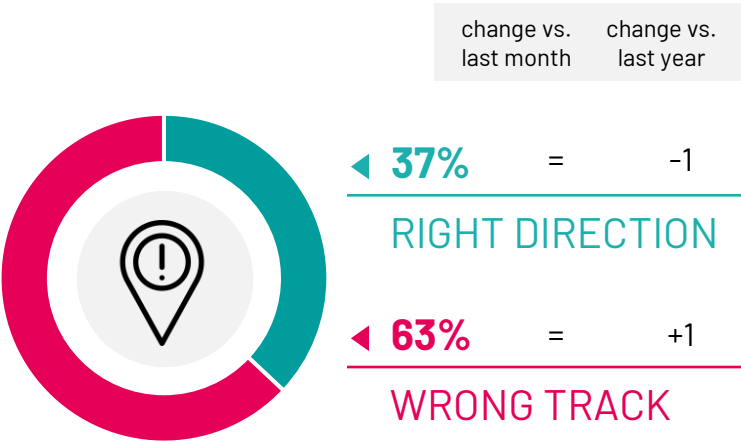
		change vs. last month	change vs. last year
Inflation	<div></div> 33%	=	-1
Crime & violence	<div></div> 32%	=	+2
Poverty & social inequality	<div></div> 29%	=	-1
Financial/political corruption	<div></div> 27%	+1	+1
Unemployment	<div></div> 27%	-1	=

Base: Representative sample of 25,219 adults aged 16-74 in 29 participating countries, March 21st 2025 - April 4th 2025.

Source: Ipsos Global Advisor. Global score is a Global Country Average. See methodology for details. Filter: Country: World | Current Wave: Apr 25

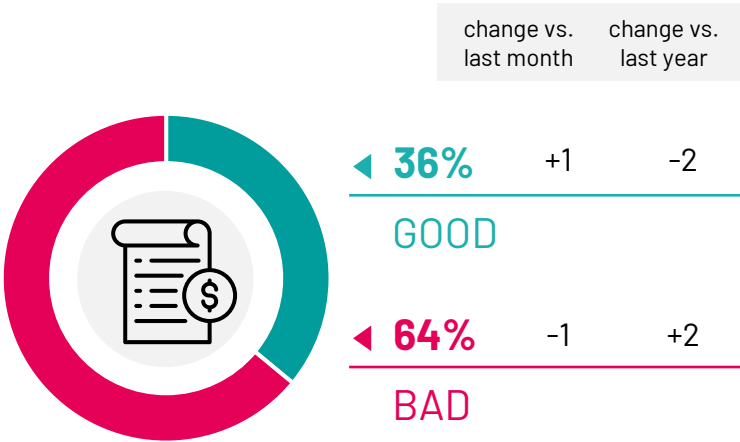
State of the country

Q: Generally speaking, would you say things in this country are heading in the right direction, or are they off on the wrong track?



State of the economy

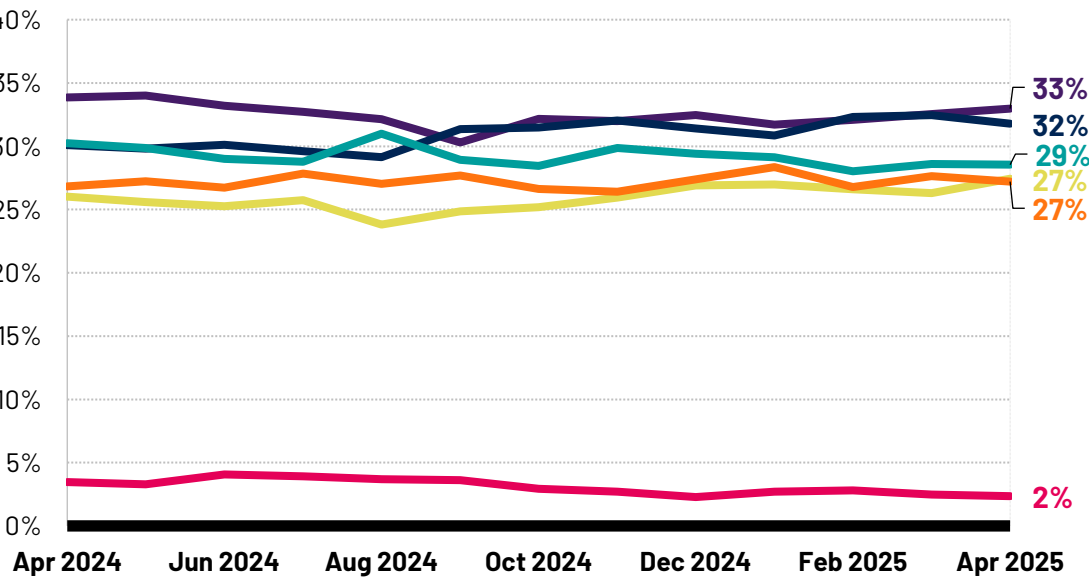
Q: How would you describe the current economic situation in your country?



What Worries the World? 12 MONTH TREND

Top five worries

Q: Which three of the following topics do you find the most worrying in your country?



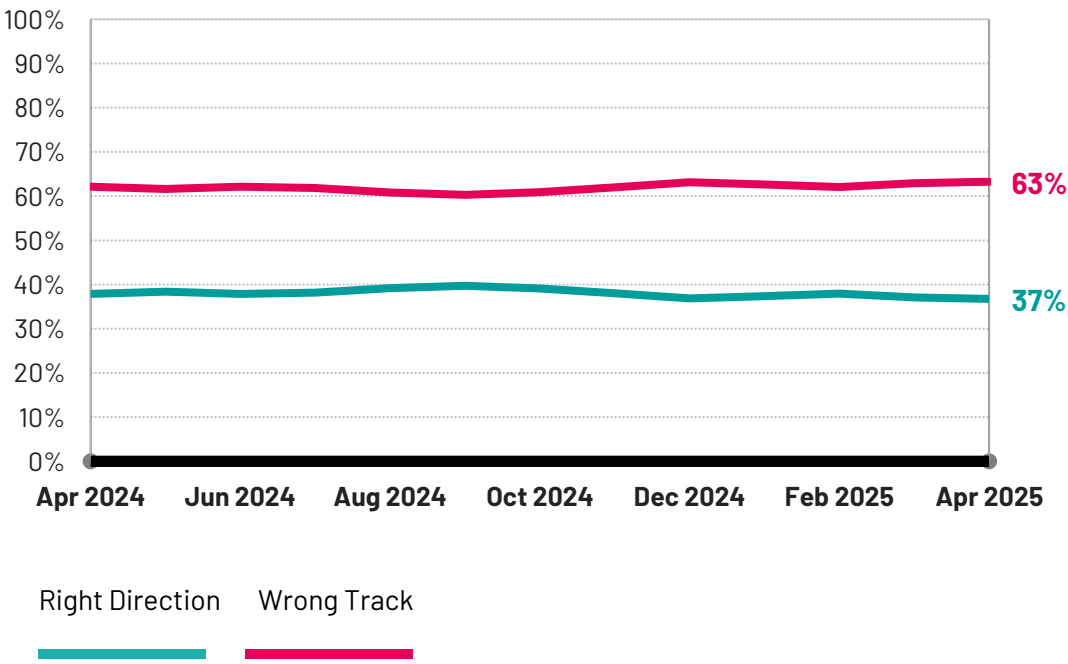
Inflation **Crime** **Inequality** **Corruption** **Jobs** **Covid-19**

Base: Representative sample of 25,219 adults aged 16-74 in 29 participating countries, March 21st 2025 - April 4th 2025.

Source: Ipsos Global Advisor. Global score is a Global Country Average. See methodology for details. Filter: Country: World | Current Wave: Apr 25

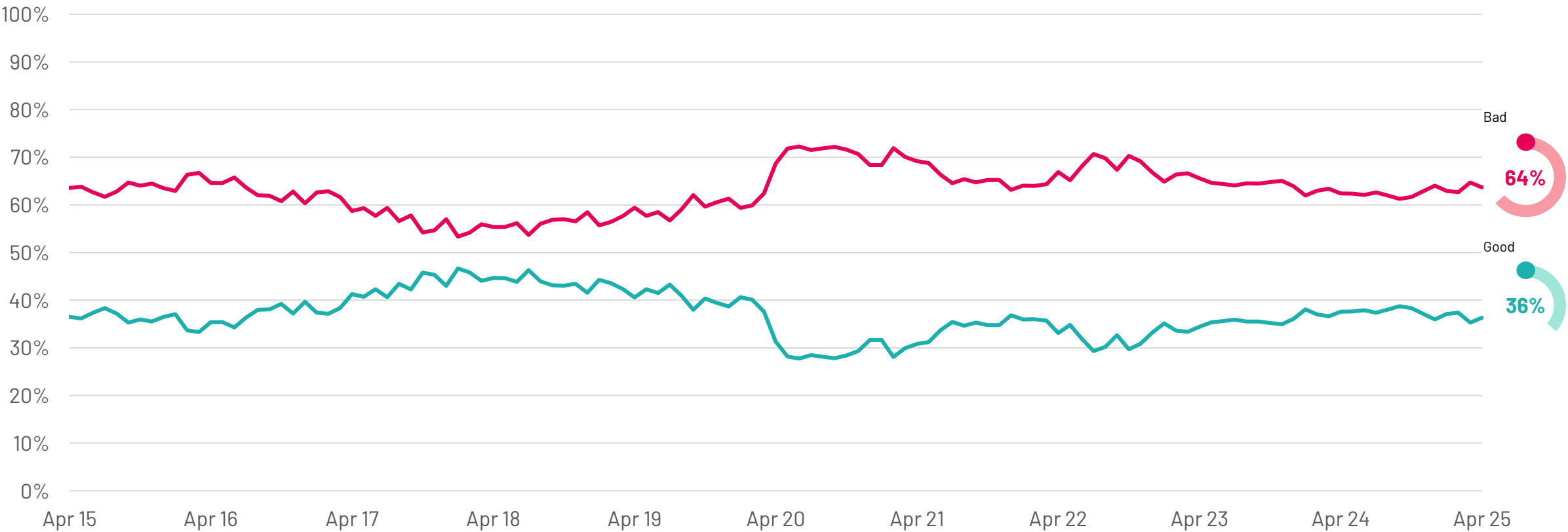
State of the country

Q: Generally speaking, would you say things in this country are heading in the right direction, or are they off on the wrong track?



Global: Current Economic Situation

Q: How would you describe the current economic situation in your country?
(% 'Very good' or 'Somewhat good' & 'Very bad' or 'Somewhat bad')



Base: Representative sample of 25,219 adults aged 16-74 in 29 participating countries, March 21st 2025 - April 4th 2025.
Source: Ipsos Global Advisor. Global score is a Global Country Average. See methodology for details. **Filter:** Country: World | Current Wave: Apr 25



USA FOCUS

USA Focus

Global base: Representative sample of 25,219 adults aged 16-74 in 29 participating countries, March 21st 2025 - April 4th 2025.

Source: Ipsos Global Advisor. Global score is a Global Country Average. See methodology for details.

Please note, fieldwork for America was **completed on the 26th of March**. Donald Trump's "Liberation Day" took place on the 2nd of April, two days before the end of all fieldwork.

Since last month, the positivity gap between Republicans and Democrats remains stark. The proportion of Republicans who say "the country is heading in the right direction" has dropped marginally from 76% to three-quarters (74%). Whereas the proportion of Democrats expressing the same view has fallen four percentage points to 16%, creating a 58-point difference. Last month the gap was 56 points.

This month sees a change in the

economic outlook across incomes, with those in the low and middle ranges expressing more positivity. The level of low income earners thinking the economy is in "good shape" has increased six points to 32% and those in the middle have risen slightly to 38%. Whereas high income earners have dropped four points to 41% saying the economy is "good".

For further analysis on the current events, visit the new [Know the New America](#) page, a monthly dispatch of Ipsos' best insights on the US tailored for the world.

74%

of Republicans believe the US is on the right track (vs. 16% of Democrats)

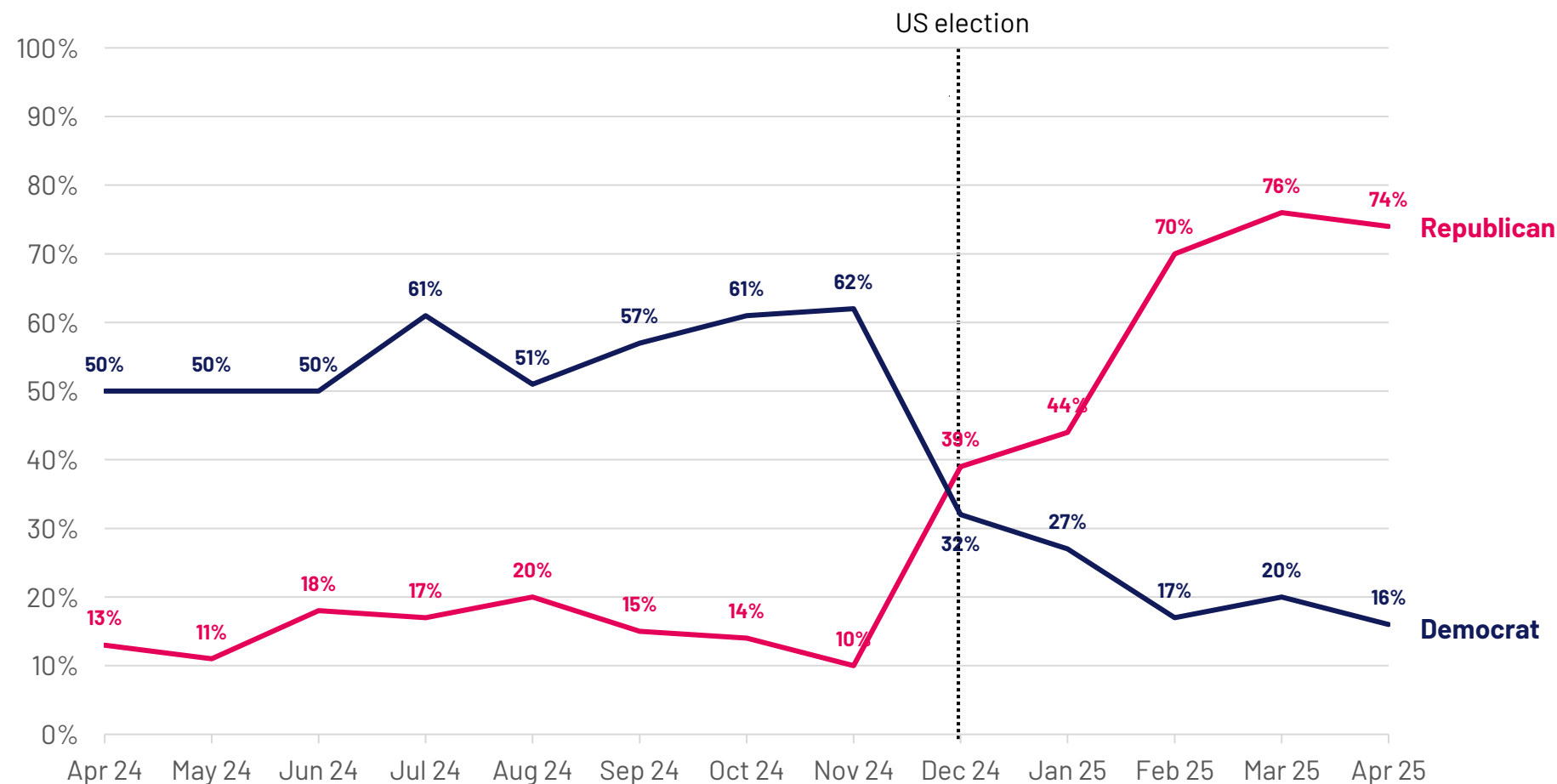
Right/Wrong Direction

US score by political party
% 'Right direction'

April global base: Representative sample of 25,219 adults aged 16-74 in 29 participating countries, March 21st 2025 - April 4th 2025.

Source: Ipsos Global Advisor. Global score is a Global Country Average. See methodology for details.

Q: Would you say things in this country are heading in the right direction, or are they off on the wrong track?



Current Economic Situation

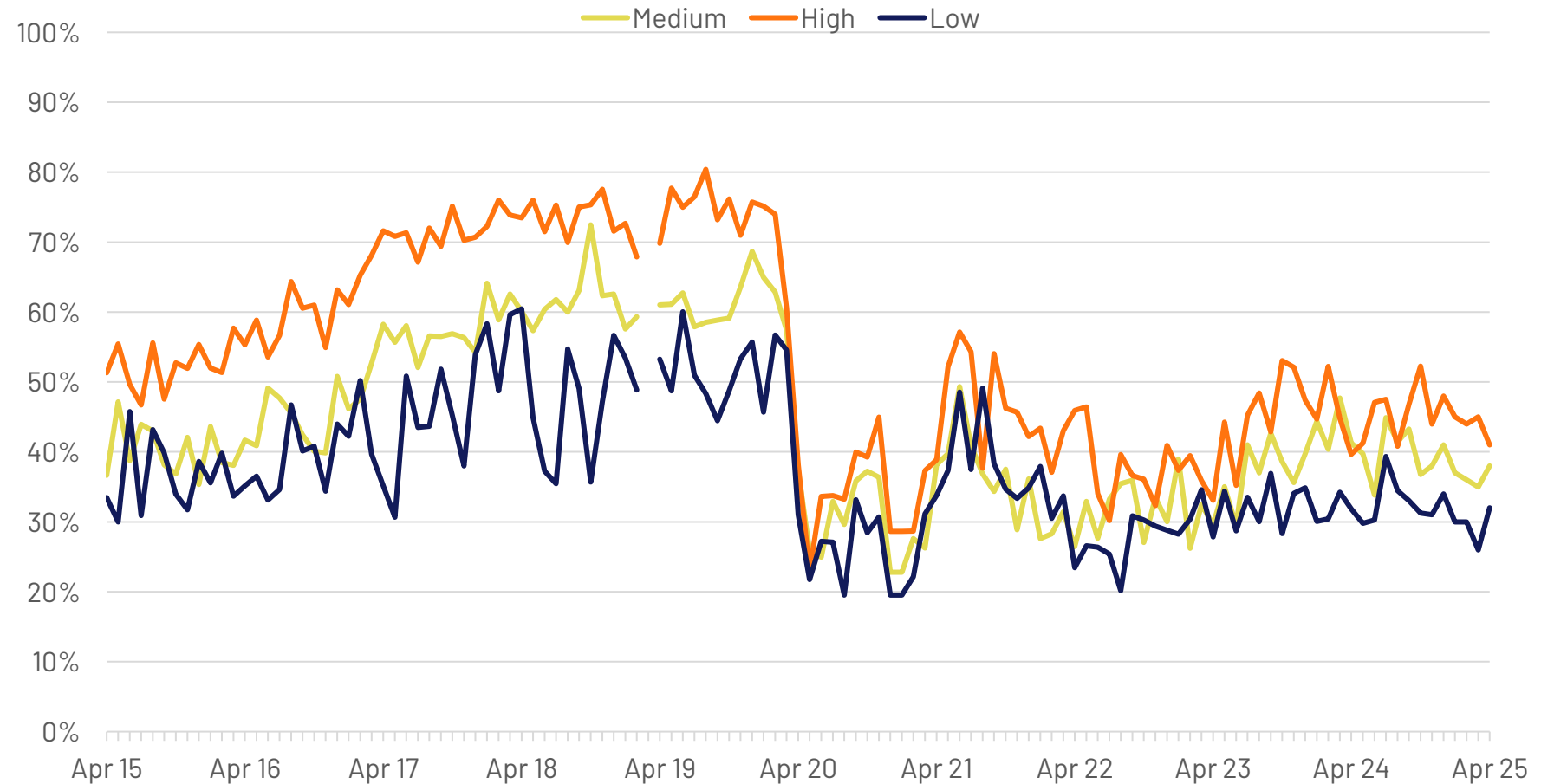
US by income level

% 'Very good' or 'Somewhat good'

Whatever their income level, Americans are less positive about the state of the US economy than they were before the pandemic.

Source: Ipsos Global Advisor. Global score is a Global Country Average. See methodology for details.

Q: How would you describe the current economic situation in your country?



DIRECTION OF TRAVEL

All countries

Right vs. Wrong Direction Monitor

Base: Representative sample of 25,219 adults aged 16-74 in 29 participating countries, March 21st 2025 - April 4th 2025.

Source: Ipsos Global Advisor. Global score is a Global Country Average. See methodology for details.

Across 29 countries the proportion saying their country is “heading in the right direction” is down marginally to 37% this month.

Please note, fieldwork ended on the 4th of April, two days after “Liberation Day” on the 2nd.

With an upcoming election at the end of April, the proportion of Canadians believing their nation is “heading in the right direction” has risen five points since last month to 36%. This is the highest score since August 2024, when it was 37%.

While America’s southern neighbour, Mexico, has experienced a drop in optimism. Since last month, the proportion expressing hope for their country has fallen seven points to half (51%). However, this isn’t historically low, with December 2024 also recording a score of 51%.

37%

across 29 countries think their “country is heading in the right direction”

Right vs. Wrong Direction Monitor

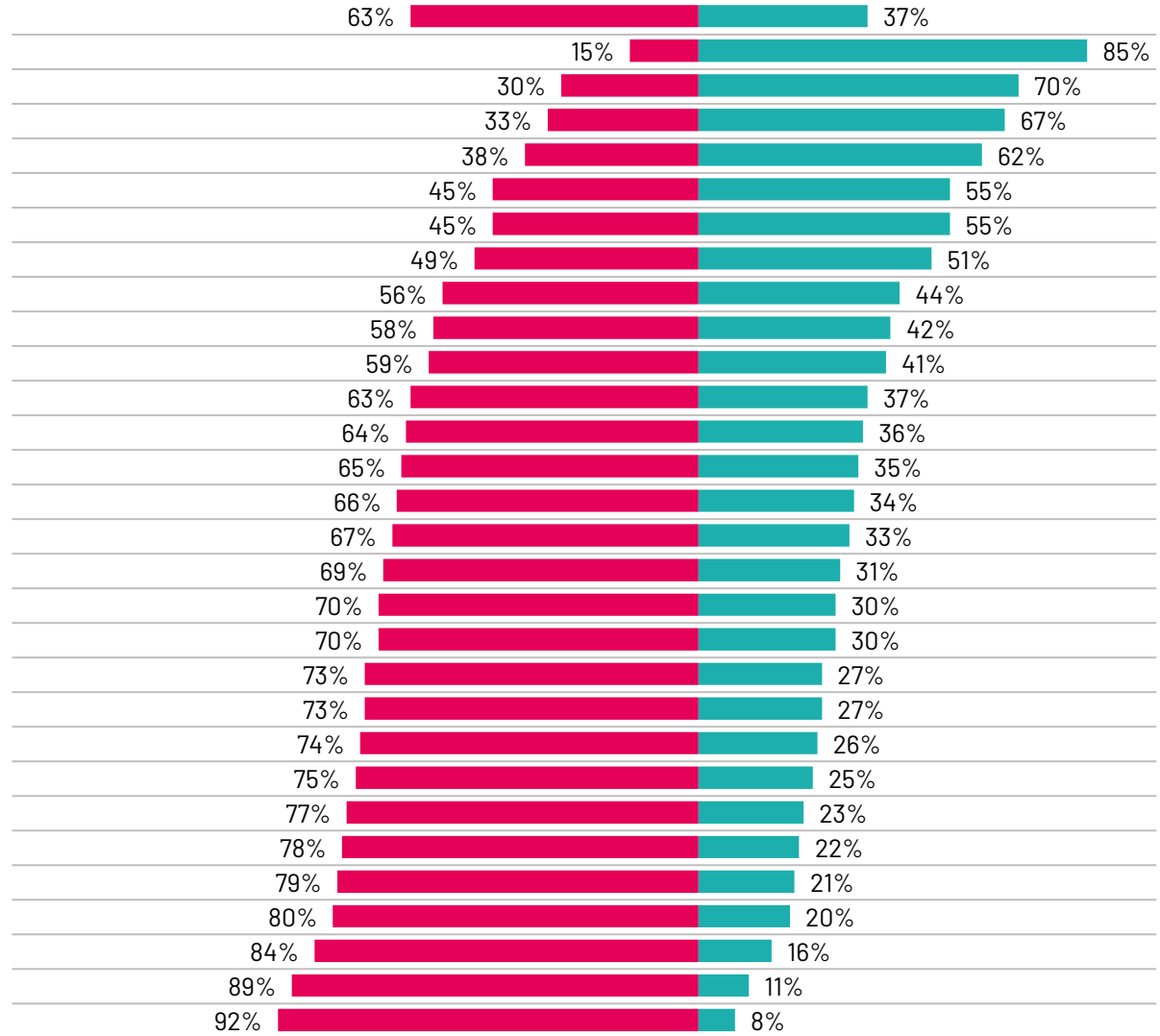
Base: Representative sample of 25,219 adults aged 16-74 in 29 participating countries, March 21st 2025 - April 4th 2025.

Source: Ipsos Global Advisor. Global score is a Global Country Average. See methodology for details. **Filter:** Country: World | Current Wave: Apr 25

Country

World
Singapore
Malaysia
Indonesia
India
Thailand
Argentina
Mexico
Australia
US
Poland
Brazil
Canada
Colombia
Spain
Belgium
Chile
Israel
Great Britain
South Africa
Italy
Sweden
Germany
Türkiye
Japan
Netherlands
Hungary
France
South Korea
Peru

Q: Would you say things in this country are heading in the right direction, or are they off on the wrong track? (April 2025)



Right Direction
Wrong Track

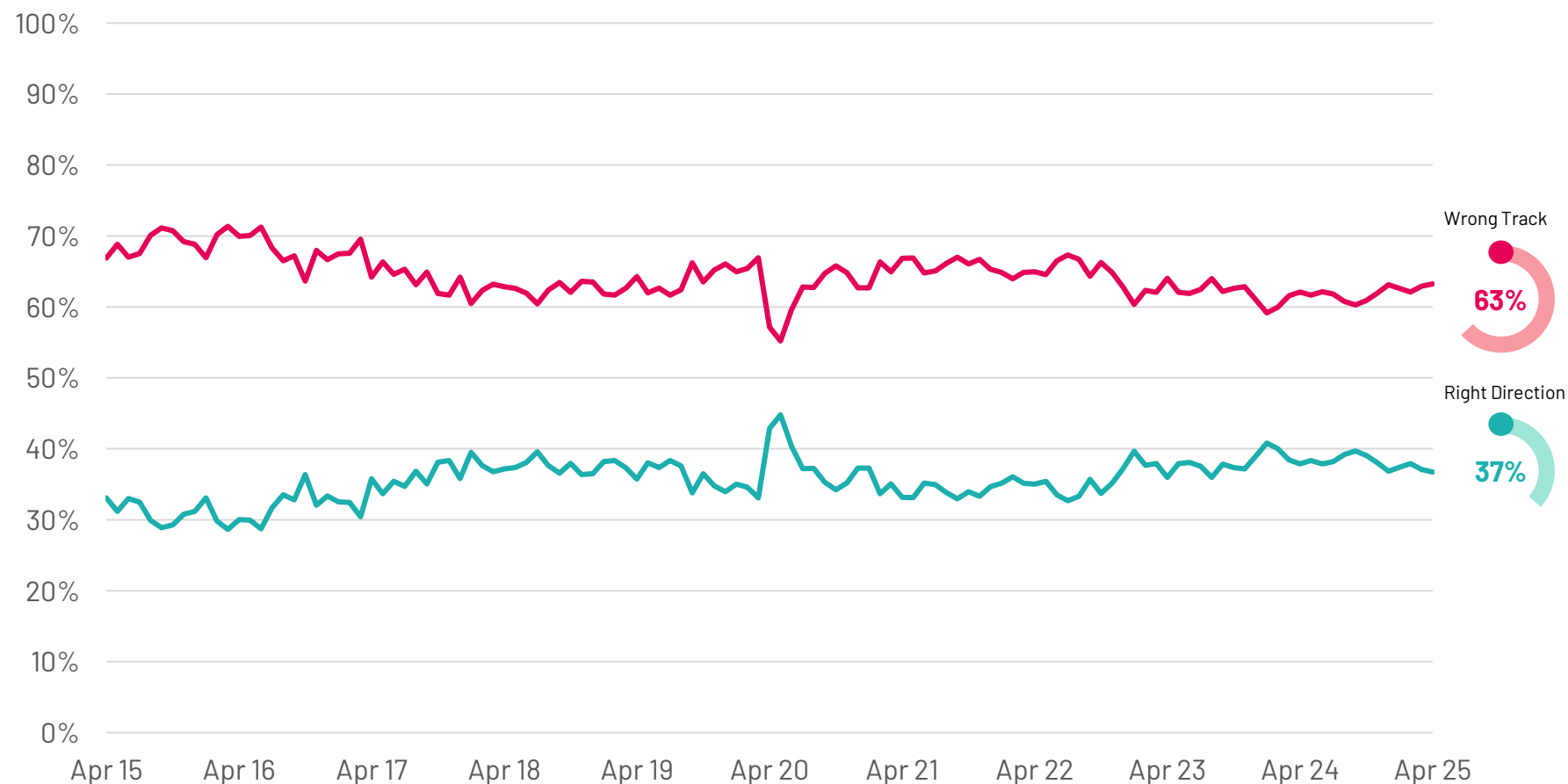
Global Right/Wrong Direction

Global country average score

Base: Representative sample of 25,219 adults aged 16-74 in 29 participating countries, March 21st 2025 - April 4th 2025.

Source: Ipsos Global Advisor. Global score is a Global Country Average. See methodology for details.

Q: Would you say things in this country are heading in the right direction, or are they off on the wrong track?



WHAT WORRIES THE WORLD?

Top issues ranked

World Worries: Full List

Base: Representative sample of 25,219 adults aged 16-74 in 29 participating countries, March 21st 2025 - April 4th 2025.

Source: Ipsos Global Advisor. Global score is a Global Country Average. See methodology for details. **Filter:** Country: World | Current Wave: Apr 25

Across 29 countries the proportion citing inflation as one of the main issues facing their country has remained at a third (33%). Cost of living has consistently been a worry for people in the last few years, with this month's score being the highest since July 2024 (also 33%). Argentina and Germany have seen the biggest increases in levels of concern this month.

Unemployment moves from 4th place to 5th after a small fall in the level of worry across our 29

countries.

Most other worries in our list have not changed but there are a couple of points we wanted to highlight. Climate change worries have risen marginally to 15% expressing concern across 29 countries, with South Korea and Japan seeing the biggest jump.

Likewise, military conflict between nations is up fractionally to 12% citing it.

33%

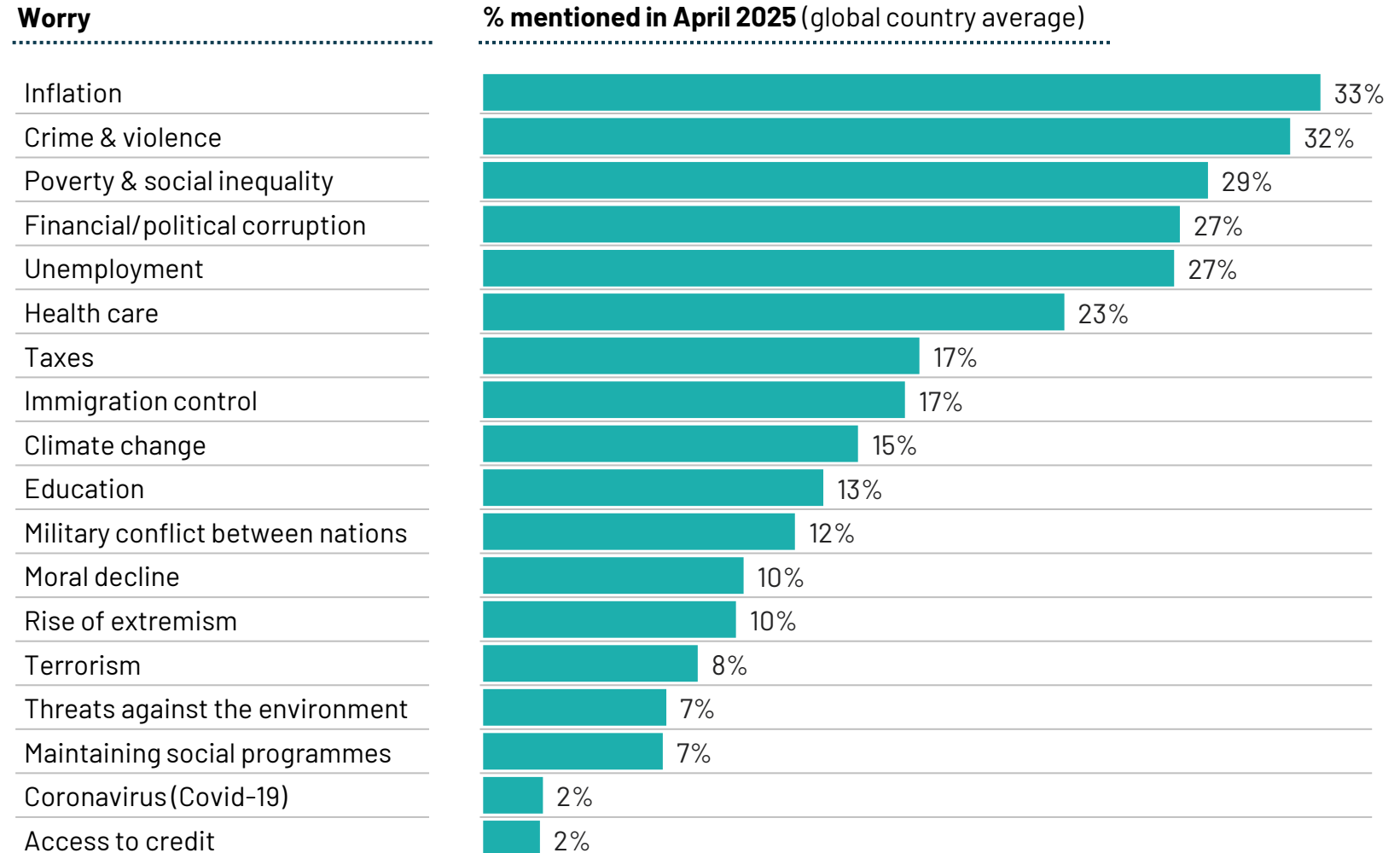
across 29 countries say inflation is the number one issue facing them

World Worries: Full List

Base: Representative sample of 25,219 adults aged 16-74 in 29 participating countries, March 21st 2025 - April 4th 2025.

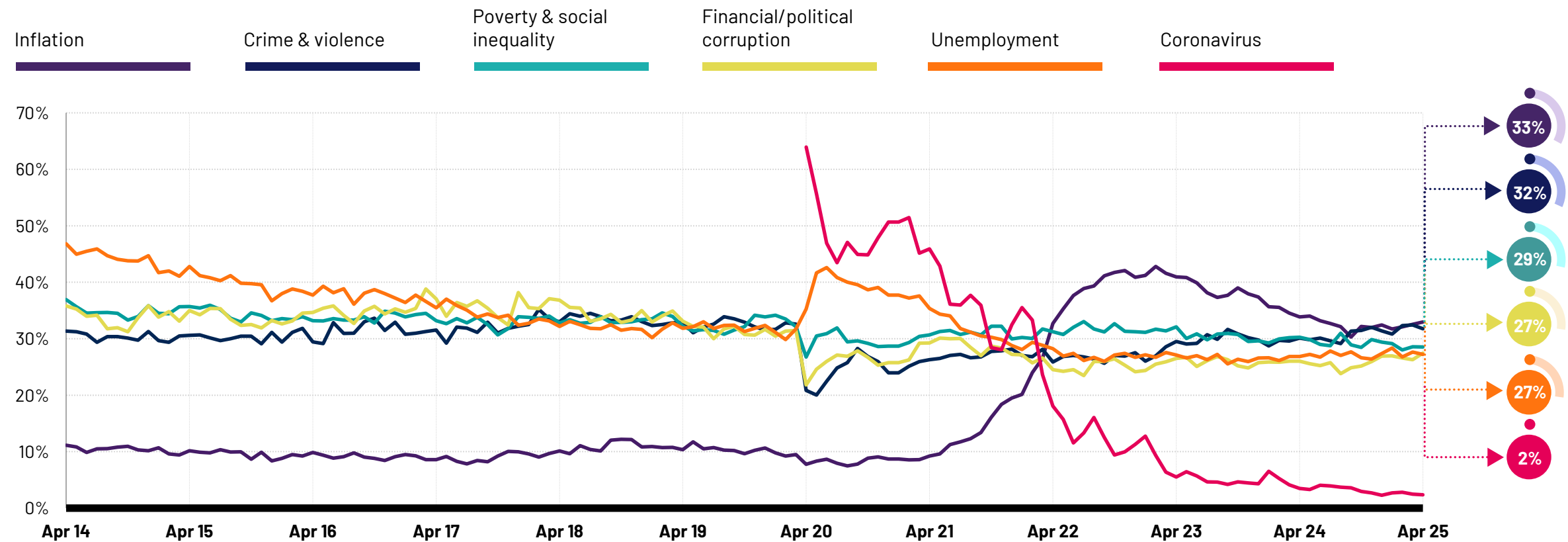
Source: Ipsos Global Advisor. Global score is a Global Country Average. See methodology for details. **Filter:** Country: World | Current Wave: Apr 25

Q: Which three of the following topics do you find the most worrying in your country?



World Worries: Long-Term Trend

Q: Which three of the following topics do you find the most worrying in your country? Global country average



Base: Representative sample of 25,219 adults aged 16-74 in 29 participating countries, March 21st 2025 - April 4th 2025.
Source: Ipsos Global Advisor. Global score is a Global Country Average. See methodology for details. **Filter:** Country: World | Current Wave: Apr 25



1. Inflation

Base: Representative sample of 25,219 adults aged 16-74 in 29 participating countries, March 21st 2025 - April 4th 2025.

Source: Ipsos Global Advisor. Global score is a Global Country Average. See methodology for details.

Across 29 countries the proportion expressing concern for inflation remains at a third (33%), keeping it as the most pressing issue today.

This month, Canada ranks third on our list, following a five-point increase in the number of people who view inflation as one of the country's biggest issues. Just over half of Canadians (53%) now identify inflation as a top concern – a level not seen since June 2024, when it peaked at 54%. This mirrors a similar trend observed around the same time last year, suggesting a seasonal or recurring

pattern in public concern.

Argentina, which used to experience record high levels of worry has also seen levels of concern rise by nine points to two-fifths (41%) citing it. However, this is below its peak of 76% in May 2023.

Countries where INFLATION is the #1 concern:

- Singapore (56%) • Poland (41%)
- Türkiye (55%) • India (39%)
- Canada (53%) • Japan (35%)
- Australia (46%)
- The US (40%)

33%

say **inflation** is one of the key issues facing their country

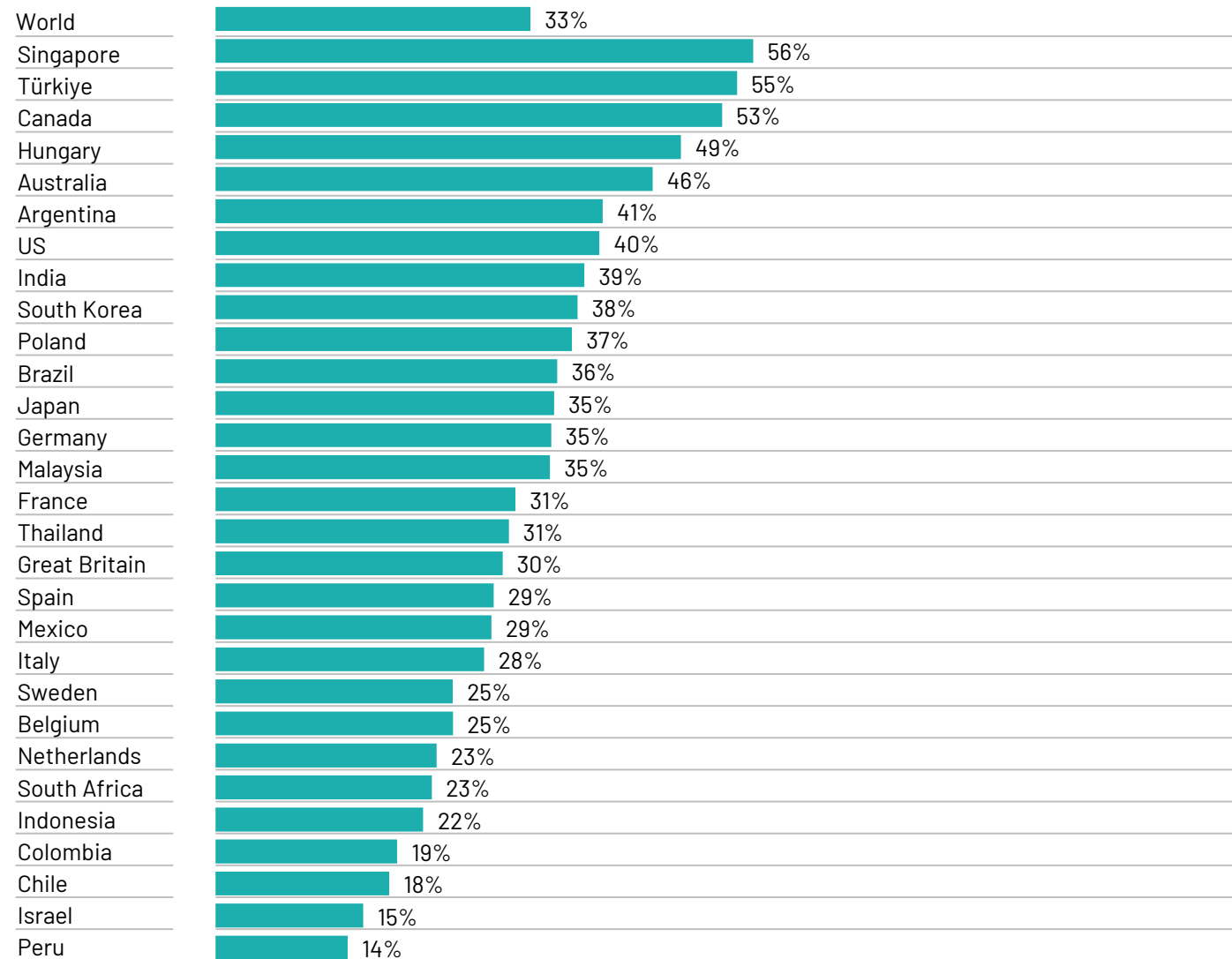
1. Inflation

Base: Representative sample of 25,219 adults aged 16-74 in 29 participating countries, March 21st 2025 - April 4th 2025.

Source: Ipsos Global Advisor. Global score is a Global Country Average. See methodology for details. **Filter:** Country: World | Current Wave: Apr 25

Country

% choosing inflation as a worry



Change from 12-month last month change

=	-1
-2	-5
+1	-3
+5	-1
-2	+16
+2	+1
+9	-22
-3	-5
+3	-2
-3	-4
-4	-4
-2	+12
+3	+7
+8	+4
=	-1
=	-7
+5	+6
-2	-6
=	=
-6	-2
+2	+3
+5	+3
-2	-2
+2	+3
=	+2
+5	+1
+1	-6
-9	-9
-1	+2
-2	-7

2. Crime & Violence

Base: Representative sample of 25,219 adults aged 16-74 in 29 participating countries, March 21st 2025 - April 4th 2025.

Source: Ipsos Global Advisor. Global score is a Global Country Average. See methodology for details.

Across 29 countries the proportion expressing concern for crime & violence remains at just under a third (32%). This is up slightly from this time last year.

In Peru, there has been a significant 10-point increase, with three-quarters (75%) of respondents expressing concern in April 2025. This is 12 points higher than this time last year and the highest level of concern recorded for Peru since October 2016, when it was also at 75%.

Sweden has also seen a rise in worry after increasing four points to 61% mentioning it. However, this is around the level we usually see for the country.

Countries where CRIME & VIOLENCE is the #1 concern:

- Peru (75%)
- Brazil (46%)
- Chile (66%)
- France (37%)
- Sweden (61%)
- Mexico (58%)
- Argentina (49%)

32%

say **crime & violence** is one of the key issues facing their country

2. Crime & Violence

Base: Representative sample of 25,219 adults aged 16-74 in 29 participating countries, March 21st 2025 - April 4th 2025.

Source: Ipsos Global Advisor. Global score is a Global Country Average. See methodology for details. **Filter:** Country: World | Current Wave: Apr 25

Country	% choosing crime & violence as a worry	Change from 12-month	
		last month	change
World	32%	=	+2
Peru	75%	+10	+12
Chile	66%	-2	=
Sweden	61%	+4	-1
Mexico	58%	=	=
South Africa	51%	-2	=
Argentina	49%	-3	+4
Brazil	46%	+3	+5
France	37%	-3	+5
Colombia	37%	-5	-5
Australia	34%	-1	+4
Israel	33%	=	+5
Germany	30%	-1	+6
Malaysia	30%	+4	+10
Belgium	27%	-4	=
Italy	27%	-3	+2
Thailand	27%	-1	-3
Türkiye	24%	-7	-2
US	24%	+2	-7
Great Britain	24%	-4	+4
India	23%	-3	=
Netherlands	21%	-3	-2
Indonesia	20%	+3	+1
Japan	19%	=	+5
Canada	18%	=	=
Spain	17%	=	+1
South Korea	12%	-2	=
Hungary	11%	+1	-2
Singapore	10%	-1	+3
Poland	10%	-2	+1

3. Poverty & Social Inequality

Base: Representative sample of 25,219 adults aged 16-74 in 29 participating countries, March 21st 2025 - April 4th 2025.

Source: Ipsos Global Advisor. Global score is a Global Country Average. See methodology for details.

Poverty & social inequality remains one of the biggest concerns across our 29 countries, with one in three (29%) people mentioning it. This is down slightly from April 2024.

In Indonesia, there has been a significant 10-point decrease, with 41% expressing worry in April 2025. This score is seven points lower than April 2024's. However, the most recent low score was December 2024, when it was 40%.

Hungary is now second on our list, with two-fifths (40%)

believing poverty & social inequality is one of the main issues facing the country, rising four points this month.

Countries where POVERTY & SOCIAL INEQUALITY is the #1 concern:

- The Netherlands (31%)

29%

say **poverty & social inequality** is one of the key issues facing their country

3. Poverty & Social Inequality

Base: Representative sample of 25,219 adults aged 16-74 in 29 participating countries, March 21st 2025 - April 4th 2025.

Source: Ipsos Global Advisor. Global score is a Global Country Average. See methodology for details. **Filter:** Country: World | Current Wave: Apr 25

Country	% choosing poverty & social inequality as a worry	Change from 12-month last month change	
World	29%	=	-1
Indonesia	41%	-10	-7
Hungary	40%	+4	=
Thailand	39%	+2	-5
Argentina	39%	-4	=
Türkiye	34%	-4	-6
Brazil	34%	=	-3
Japan	33%	-3	-1
Colombia	32%	-1	+2
Peru	32%	=	+3
Netherlands	31%	+2	-4
South Africa	31%	-4	-1
Germany	31%	-2	-2
Malaysia	30%	+2	-2
Great Britain	29%	+4	=
Israel	29%	+5	+5
Australia	28%	+4	=
Italy	28%	=	=
Belgium	27%	+2	-1
Mexico	25%	-4	-3
Canada	25%	+1	+1
France	24%	-1	=
Spain	24%	=	-5
Chile	23%	-1	-4
US	22%	+4	+1
Sweden	21%	+1	-3
South Korea	20%	-2	-7
India	19%	+1	+1
Singapore	19%	=	-5
Poland	18%	=	-2

4. Financial/ Political Corruption

Base: Representative sample of 25,219 adults aged 16-74 in 29 participating countries, March 21st 2025 - April 4th 2025.

Source: Ipsos Global Advisor. Global score is a Global Country Average. See methodology for details.

Across 29 countries, the proportion citing financial or political corruption as a main issue facing their country has remained steady at 27% in April 2025, compared to March 2025.

In Türkiye, the level of worry for financial/political corruption has reached new heights.

Against the [backdrop of political protests](#), the proportion expressing concern rose 11 points to nearly two-fifths (37%). Not only is this 23 points higher than this time last year, it is also the highest it has

been for the nation since July 2015, when it was 42%.

Although only being in the survey since August 2022, Indonesia's score has reached a new high of 70% citing corruption.

Countries where FINANCIAL/POLITICAL CORRUPTION is the #1 concern:

- Indonesia (70%)
- Malaysia (48%)
- South Korea (45%)
- Thailand (39%)

27%

say **financial/political corruption** is one of the key issues facing their country

4. Financial/ Political Corruption

Base: Representative sample of 25,219 adults aged 16-74 in 29 participating countries, March 21st 2025 - April 4th 2025.

Source: Ipsos Global Advisor. Global score is a Global Country Average. See methodology for details. **Filter:** Country: World | Current Wave: Apr 25

Country	% choosing financial/political corruption as a worry	Change from 12-month	
		last month	change
World	27%	+1	+1
Indonesia	70%	+3	+13
Peru	56%	+5	+5
Malaysia	48%	-6	+4
Hungary	47%	+3	+1
South Korea	45%	+2	+13
Colombia	41%	+2	+5
Thailand	39%	=	-2
South Africa	38%	-3	-12
Türkiye	37%	+11	+23
Israel	33%	+2	+6
Chile	33%	+5	-2
US	30%	+1	+11
Brazil	28%	=	=
Spain	27%	-1	-2
Mexico	27%	+4	+5
Argentina	27%	=	+5
Japan	24%	+2	-13
India	23%	+3	+2
Poland	18%	-3	-11
Canada	16%	+2	+4
Australia	13%	+3	+1
Belgium	13%	=	-6
Singapore	11%	+4	=
Italy	11%	-1	-2
Great Britain	10%	=	-5
Sweden	10%	+1	+1
France	8%	-3	+1
Netherlands	7%	=	-3
Germany	7%	=	-1

5. Unemployment

Base: Representative sample of 25,219 adults aged 16-74 in 29 participating countries, March 21st 2025 - April 4th 2025.

Source: Ipsos Global Advisor. Global score is a Global Country Average. See methodology for details.

Across 29 countries, concern over unemployment has seen a slight decrease compared to last month, with the proportion of people citing it as a major issue falling to 27% in April 2025.

This month, South Korea has experienced the biggest fall in those expressing concern, dropping eight points to just under two-fifths (38%).

Likewise, South Africa has seen a notable dip of five points to three-fifths (62%) expressing worry. Again, however, this around the level we typically see for the country.

Colombia has experienced an increase of five points to 44% citing concern, which is the highest since September 2024 (when it was 50%).

Countries where UNEMPLOYMENT is the #1 concern:

- South Africa (62%)
- Colombia (44%)

27%

say **unemployment** is one of the key issues facing their country

5. Unemployment

Base: Representative sample of 25,219 adults aged 16-74 in 29 participating countries, March 21st 2025 - April 4th 2025.

Source: Ipsos Global Advisor. Global score is a Global Country Average. See methodology for details. **Filter:** Country: World | Current Wave: Apr 25

Country	% choosing unemployment as a worry	Change from 12-month	
		last month	change
World	27%	-1	=
South Africa	62%	-5	-4
Argentina	46%	+3	+3
Indonesia	46%	-9	+6
Colombia	44%	+5	+1
Singapore	41%	-5	+6
South Korea	38%	-8	-3
Mexico	36%	+3	+6
India	35%	+3	-2
Peru	34%	-1	=
Italy	33%	+1	-1
Chile	31%	-2	-2
Thailand	31%	+2	+5
Spain	31%	-4	-9
Malaysia	30%	=	-3
Sweden	28%	+4	+12
Türkiye	25%	=	-3
Canada	23%	+1	+2
Poland	19%	-2	+7
Belgium	19%	+2	+7
Australia	18%	-2	-6
Great Britain	17%	+3	+3
Hungary	17%	+1	-3
Japan	17%	+1	=
Brazil	16%	-1	-7
US	16%	-1	=
Germany	11%	+2	+1
Israel	10%	=	-4
France	10%	-2	=
Netherlands	5%	-1	=

6. Health Care

Base: Representative sample of 25,219 adults aged 16-74 in 29 participating countries, March 21st 2025 - April 4th 2025.

Source: Ipsos Global Advisor. Global score is a Global Country Average. See methodology for details.

Health care as an issue across 29 countries remains at 23%, no change from this time last year.

Health care is now Poland's number one issue after the proportion expressing concern rose four points to 43%.

Colombia, however, has been experiencing gradual increases in concern and worry for health care has now reached a record level for the country. Up four points to a third (32%) saying it's one of the biggest issues facing Colombia, this is 13 points higher than this time last year

and the highest it has ever been for Colombia since they were added to the survey in March 2021.

Countries where HEALTH CARE is the #1 concern:

- Hungary (59%)
- Poland (43%)
- Great Britain (39%)
- Italy (36%)
- Spain (31%)

23%

say **health care** is one of the key issues facing their country

6. Health Care

Base: Representative sample of 25,219 adults aged 16-74 in 29 participating countries, March 21st 2025 - April 4th 2025.

Source: Ipsos Global Advisor. Global score is a Global Country Average. See methodology for details. **Filter:** Country: World | Current Wave: Apr 25

Country	% choosing health care as a worry	Change from 12-month	
		last month	change
World	23%	=	=
Hungary	59%	-4	-6
Poland	43%	+4	+5
Canada	42%	-4	-4
Great Britain	39%	-3	-2
Brazil	37%	+5	-5
Italy	36%	-1	+4
Colombia	32%	+4	+13
Singapore	31%	+3	+2
Australia	31%	-3	-2
Spain	31%	-2	+1
Netherlands	25%	-7	-7
France	24%	-2	-1
US	24%	+1	+2
Belgium	22%	+3	+3
Sweden	20%	+4	-2
Mexico	20%	+1	=
South Africa	17%	+1	+3
Germany	17%	+1	+1
Chile	16%	+4	+4
Argentina	14%	-2	+1
Peru	14%	-1	-3
India	13%	-1	+1
South Korea	12%	-1	-13
Japan	11%	-3	=
Malaysia	10%	=	+3
Thailand	9%	-1	=
Israel	6%	-2	+1
Indonesia	6%	-1	-2
Türkiye	4%	-1	-1

9. Climate Change

Base: Representative sample of 25,219 adults aged 16-74 in 29 participating countries, March 21st 2025 - April 4th 2025.

Source: Ipsos Global Advisor. Global score is a Global Country Average. See methodology for details.

Across 29 countries, the proportion citing climate change as a main issue facing their country has slightly increased to 15% in April 2025.

South Korea has witnessed the biggest change in worry for climate change this month after the proportion expressing concern rose six points to just over a fifth (22%). This is also six points higher than this time last year.

Japan has also seen an uptick in worry of four points to 27% expressing concern, putting

them as the most worried nation. However, October 2024 was the highest level we recorded for Japan, when it was 35%.

For more on public attitudes on this topic, see our new "[People and Climate Change](#)" report.

Countries where CLIMATE CHANGE is the #1 concern:
None

15%

say **climate change** is one of the key issues facing their country

9. Climate Change

Base: Representative sample of 25,219 adults aged 16-74 in 29 participating countries, March 21st 2025 - April 4th 2025.

Source: Ipsos Global Advisor. Global score is a Global Country Average. See methodology for details. **Filter:** Country: World | Current Wave: Apr 25

Country	% choosing climate change as a worry	Change from 12-month	
		last month	change
World	15%	+1	-2
Japan	27%	+4	+2
Thailand	25%	+3	+2
Singapore	25%	+1	-8
Netherlands	24%	+2	-2
South Korea	22%	+6	+6
Australia	21%	-1	-1
Italy	20%	+4	-1
France	19%	-1	-3
Spain	18%	=	-2
Great Britain	18%	+3	-2
Germany	17%	-5	-7
Sweden	17%	=	+2
Mexico	16%	+1	-5
Poland	15%	+1	+1
Belgium	15%	-2	-4
Malaysia	14%	+4	=
Canada	14%	-3	-7
Indonesia	14%	+3	-7
Brazil	14%	-1	+2
India	13%	+2	=
US	13%	-1	-4
Colombia	11%	+3	-3
South Africa	8%	-1	-2
Hungary	8%	=	+3
Türkiye	5%	-2	-4
Chile	5%	-2	-2
Peru	5%	-2	-2
Argentina	4%	+1	=
Israel	2%	+1	-3

11. Military Conflict Between Nations

Base: Representative sample of 25,219 adults aged 16-74 in 29 participating countries, March 21st 2025 - April 4th 2025.

Source: Ipsos Global Advisor. Global score is a Global Country Average. See methodology for details.

Across 29 countries, the proportion citing military conflict as a main issue facing their country has risen slightly to 12% in April 2025.

In France, concern over military conflict has risen by 10 points to a quarter (25%) mentioning it this month. This score is nine points higher than this time last year and the highest it has been for the nation since this worry was added in April 2022.

Likewise, across the rest of Europe, worry is on the rise. Mentions in Poland (39%) are up

seven points and concern levels are up four points in the Netherlands (29%), up five points in Belgium (23%), four points in Italy (18%), and by seven points in Spain (16%).

Countries where MILITARY CONFLICT BETWEEN NATIONS is the #1 concern:

None

12%

say **military conflict between nations** is one of the key issues facing their country

11. Military Conflict Between Nations

Base: Representative sample of 25,219 adults aged 16-74 in 29 participating countries, March 21st 2025 - April 4th 2025.

Source: Ipsos Global Advisor. Global score is a Global Country Average. See methodology for details. **Filter:** Country: World | Current Wave: Apr 25

Country	% choosing military conflict between nations as a worry	Change from 12-month	
		last month	change
World	12%	+1	+2
Poland	39%	+7	-1
Israel	34%	+1	-5
Netherlands	29%	+4	+13
Germany	27%	=	+5
France	25%	+10	+9
Belgium	23%	+5	+10
Sweden	21%	-6	+6
Italy	18%	+4	+1
Great Britain	16%	+1	+2
Spain	16%	+7	+8
Japan	13%	+2	-1
US	12%	+2	-2
Australia	10%	-1	+3
South Korea	10%	+1	+1
Canada	10%	+2	+4
India	8%	+1	+1
Thailand	7%	-1	+3
Malaysia	5%	=	+2
Singapore	5%	-2	-1
Hungary	5%	-1	-1
Mexico	5%	+1	+2
South Africa	4%	-1	+2
Indonesia	4%	+3	-1
Brazil	3%	+1	+1
Chile	3%	+1	+1
Türkiye	2%	=	=
Colombia	2%	-4	-1
Argentina	1%	-1	-1
Peru	1%	-1	=

17. Coronavirus (Covid-19)

Base: Representative sample of 25,219 adults aged 16-74 in 29 participating countries, March 21st 2025 - April 4th 2025.

Source: Ipsos Global Advisor. Global score is a Global Country Average. See methodology for details.

Across 29 countries the proportion expressing worry for Covid-19 remains at just 2%.

There has been very little noticeable change throughout the countries this month. However, we will continue to monitor the issue as it enters the sixth year since the pandemic began.

Countries where CORONAVIRUS (COVID-19) is the #1 concern:

None

2%

say **coronavirus (covid-19)** is one of the key issues facing their country

17. Coronavirus (Covid-19)

Base: Representative sample of 25,219 adults aged 16-74 in 29 participating countries, March 21st 2025 - April 4th 2025.

Source: Ipsos Global Advisor. Global score is a Global Country Average. See methodology for details. **Filter:** Country: World | Current Wave: Apr 25

Country	% choosing coronavirus (covid-19) as a worry	Change from 12-month	
		last month	change
World	2%	=	-1
Thailand	7%	=	-5
Singapore	6%	+1	=
India	6%	=	-7
Malaysia	6%	=	-1
Mexico	4%	+1	-1
Japan	3%	-1	-1
Brazil	3%	-1	=
Indonesia	3%	+1	-4
Türkiye	2%	-1	-1
US	2%	=	-1
South Korea	2%	-1	+1
Belgium	2%	=	=
Great Britain	2%	=	=
Spain	2%	+1	=
South Africa	2%	+1	=
Chile	2%	+2	=
Australia	2%	-1	-2
Colombia	1%	=	-1
Argentina	1%	+1	=
Italy	1%	=	-2
Peru	1%	-1	-3
France	1%	=	-2
Hungary	1%	-1	=
Netherlands	1%	=	-1
Israel	1%	=	+1
Germany	1%	=	-1
Canada	1%	-1	-2
Poland	1%	-1	=
Sweden	0%	-1	-1

ECONOMIC FOCUS

The State of the Economy in my Country

Running alongside our **What Worries the World** survey, Ipsos' monthly **Global Consumer Confidence** study asks the public in 29 countries questions relating to the economy and finance, on a country and personal level.

The following section draws on some of this data to provide extra context to this month's What Worries the World report. It shows how the public rate the current economic climate in their country.

Please contact:

Emilios.Louca@ipsos.com for more information.

Current Economic Situation

Base: Representative sample of 25,219 adults aged 16-74 in 29 participating countries, March 21st 2025 - April 4th 2025.

Source: Ipsos Global Advisor. Global score is a Global Country Average. See methodology for details.

On average across 29 countries, just over a third (36%) describe their country's current economic situation as "good".

Up most over the past 12 months is Malaysia, +25pp to 70% in April 2025. While Argentina also shows a strong 12-month increase (+18pp), its good economy score has now fallen for three consecutive months.

In contrast, Indonesia's good economy score is down 14 points from last April. Despite this, it remains the 5th most

positive country in our survey, at 51%.

Meanwhile, a three-point decrease from last month in South Korea sees the country record its lowest ever good economy score at just 6%.

Top countries most worried about the economy:

- **South Korea** (94% say it's in a "bad" shape)
- **Japan** (90%)
- **France** (83%)
- **Hungary, Peru** (both 81%)

6%

Just 6% of people in South Korea describe the country's economic situation as good.



Current Economic Situation

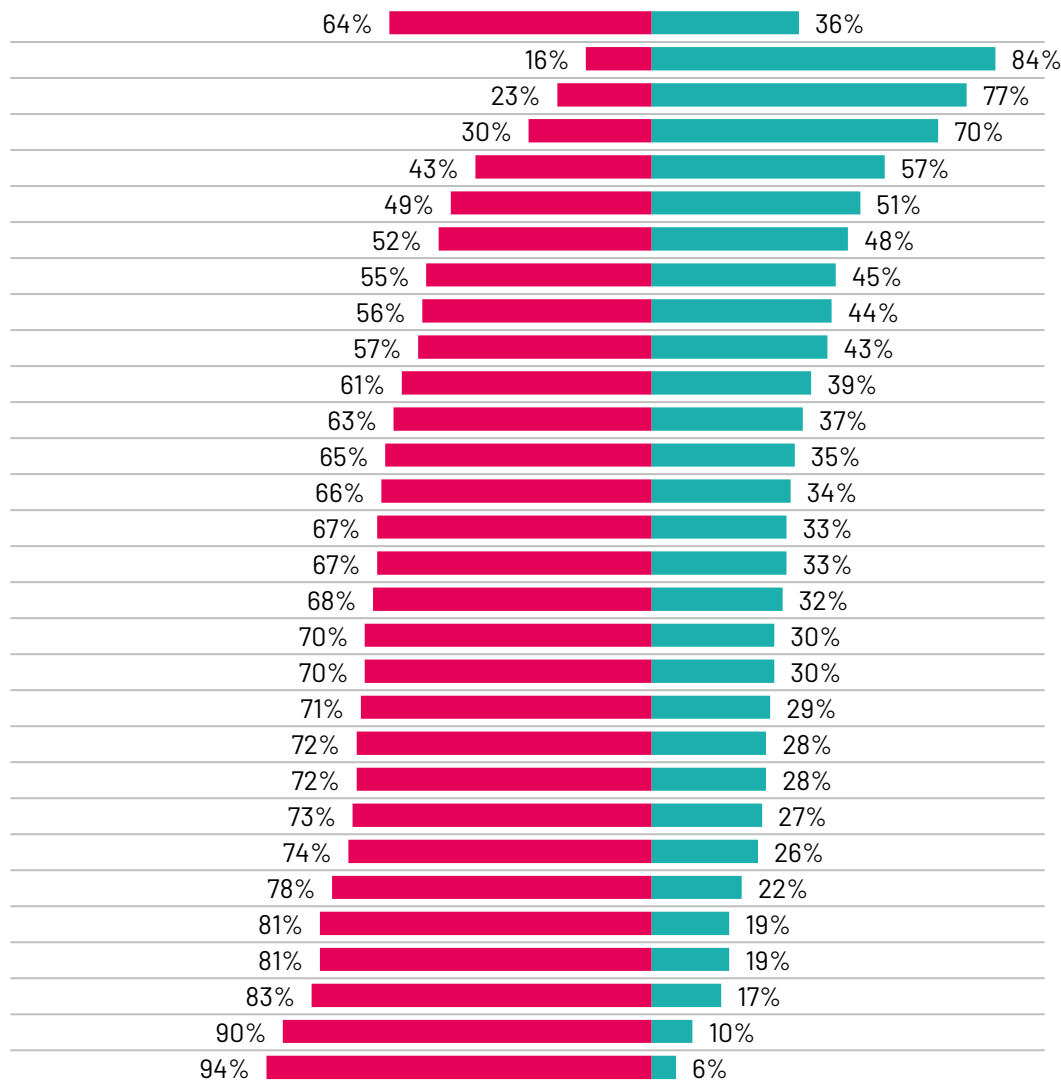
Base: Representative sample of 25,219 adults aged 16-74 in 29 participating countries, March 21st 2025 - April 4th 2025.

Source: Ipsos Global Advisor. Global score is a Global Country Average. See methodology for details. **Filter:** Country: World | Current Wave: Apr 25

Country

World
Singapore
India
Malaysia
Netherlands
Indonesia
Mexico
Thailand
Poland
Australia
Spain
US
Israel
Belgium
Chile
Sweden
Brazil
Italy
Canada
Argentina
Colombia
Germany
South Africa
Great Britain
Türkiye
Peru
Hungary
France
Japan
South Korea

Q: How would you describe the current economic situation in your country?



Good

Bad



Change from 12-month last month change

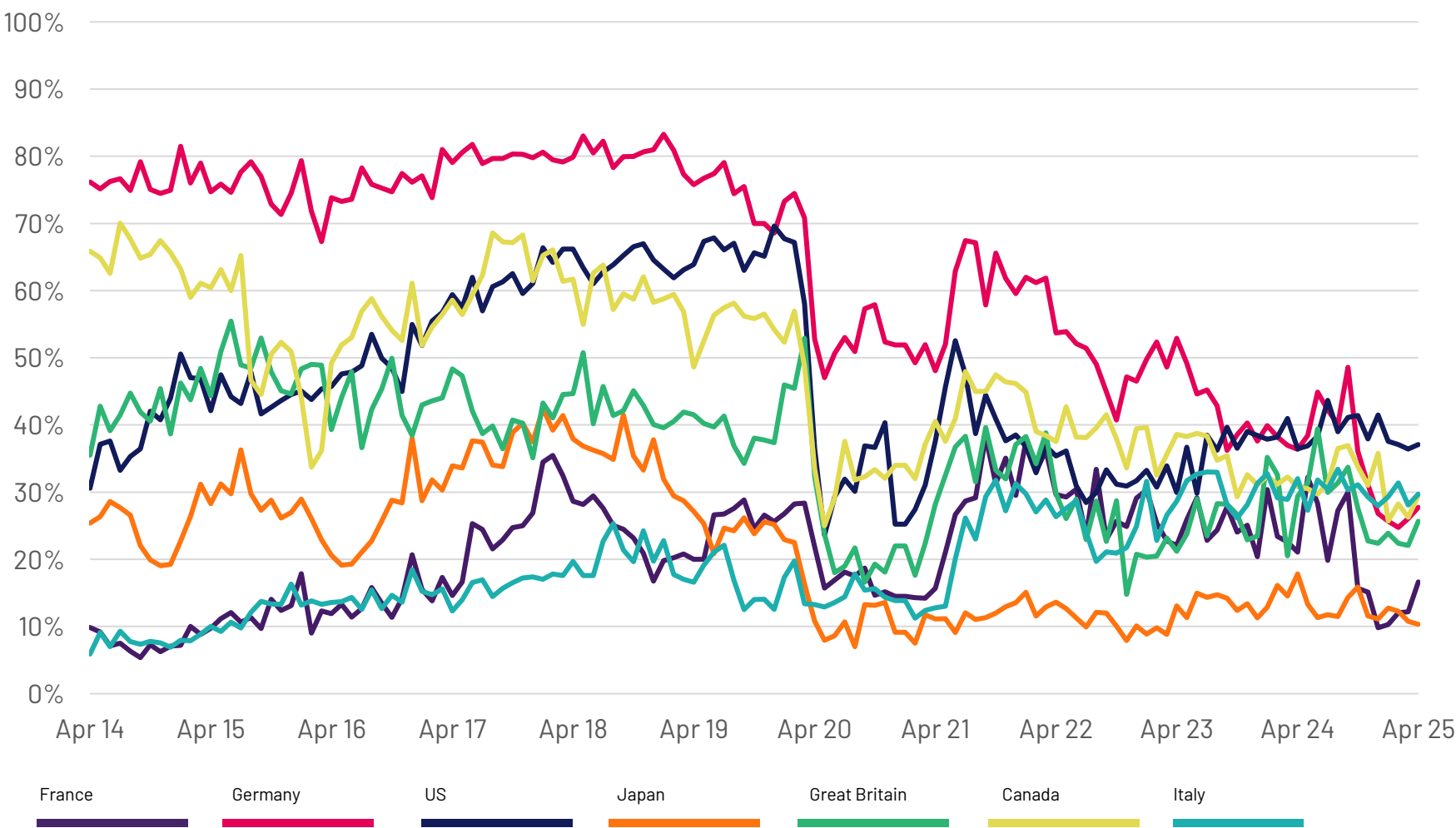
+1	-2
+5	+8
-4	-8
+3	+25
-2	-6
+9	-14
-1	-5
+1	-10
+3	+4
-5	-4
+3	+4
+1	+1
=	-4
-1	-3
+6	+3
-5	-7
+5	-6
+2	-2
+4	-1
-2	+18
+3	=
+2	-8
+1	+3
+4	-3
-1	-2
-1	+1
-1	+2
+5	-4
-1	-8
-3	-10

Current Economic Situation

G7
% 'Very good' or 'Somewhat good'

Base: Representative sample of 25,219 adults aged 16-74 in 29 participating countries, March 21st 2025 - April 4th 2025.
Source: Ipsos Global Advisor. Global score is a Global Country Average. See methodology for details.

Q: How would you describe the current economic situation in your country?



Current Economic Situation

Argentina

% 'Very good' or 'Somewhat good'

Argentina's good economy score is up 18 points on this time last year – but it has also dropped over three consecutive months.

Base: Representative sample of 25,219 adults aged 16-74 in 29 participating countries, March 21st 2025 - April 4th 2025.

Source: Ipsos Global Advisor. Global score is a Global Country Average. See methodology for details.

Q: How would you describe the current economic situation in your country?



Current Economic Situation

Canada

% 'Very good' or 'Somewhat good'

Despite climbing 4pp this month, Canada's good economy score remains low relative to its past.

Base: Representative sample of 25,219 adults aged 16-74 in 29 participating countries, March 21st 2025 - April 4th 2025.

Source: Ipsos Global Advisor. Global score is a Global Country Average. See methodology for details.

Q: How would you describe the current economic situation in your country?



Current Economic Situation

France

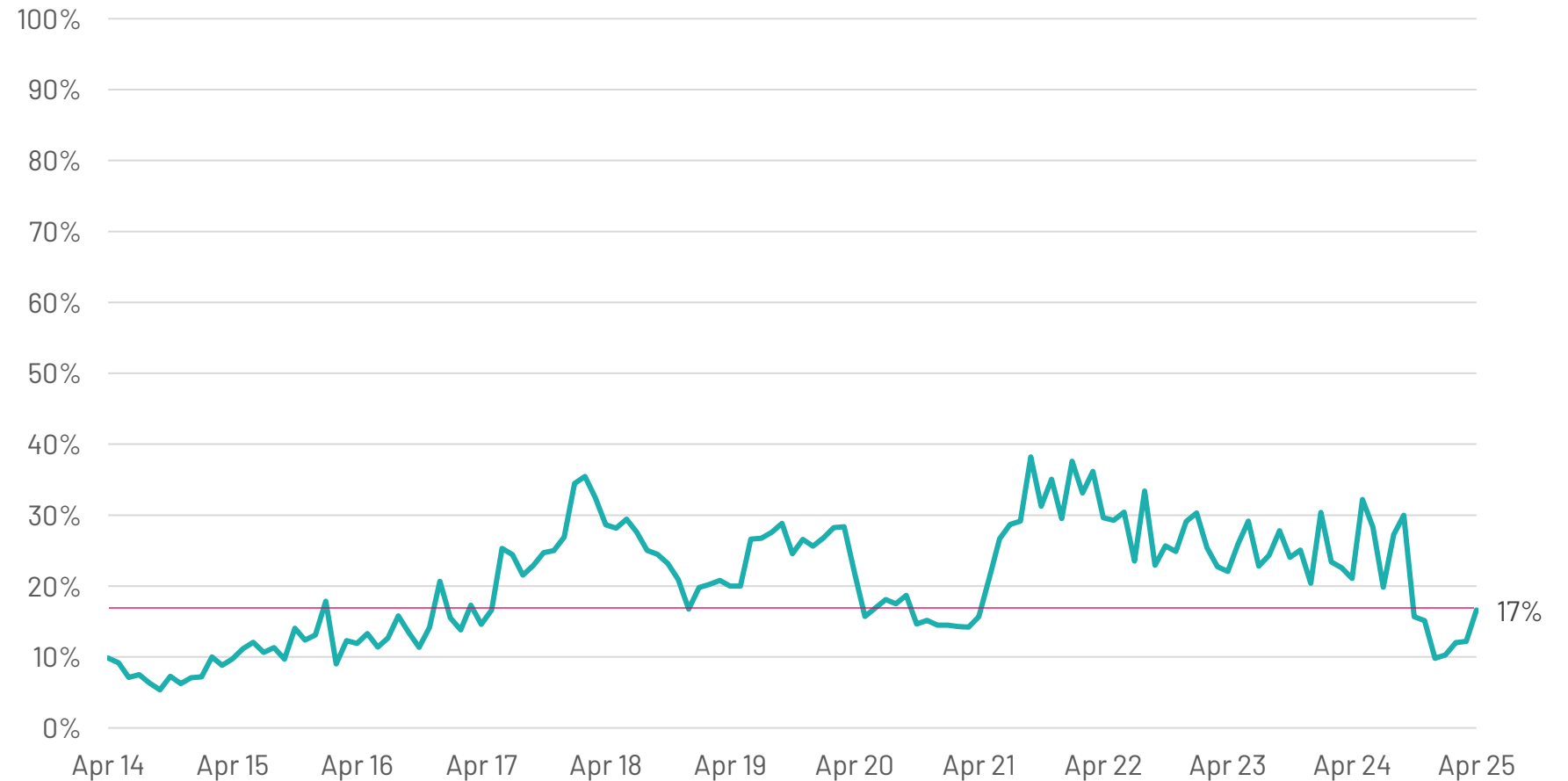
% 'Very good' or 'Somewhat good'

While still well below its post-pandemic highs, France's good economy score has now risen for four consecutive months.

Base: Representative sample of 25,219 adults aged 16-74 in 29 participating countries, March 21st 2025 - April 4th 2025.

Source: Ipsos Global Advisor. Global score is a Global Country Average. See methodology for details.

Q: How would you describe the current economic situation in your country?



Current Economic Situation

Germany

% 'Very good' or 'Somewhat good'

Germany's good economy score has failed to return to its pre-pandemic levels.

Base: Representative sample of 25,219 adults aged 16-74 in 29 participating countries, March 21st 2025 - April 4th 2025.

Source: Ipsos Global Advisor. Global score is a Global Country Average. See methodology for details.

Q: How would you describe the current economic situation in your country?



Current Economic Situation

Great Britain

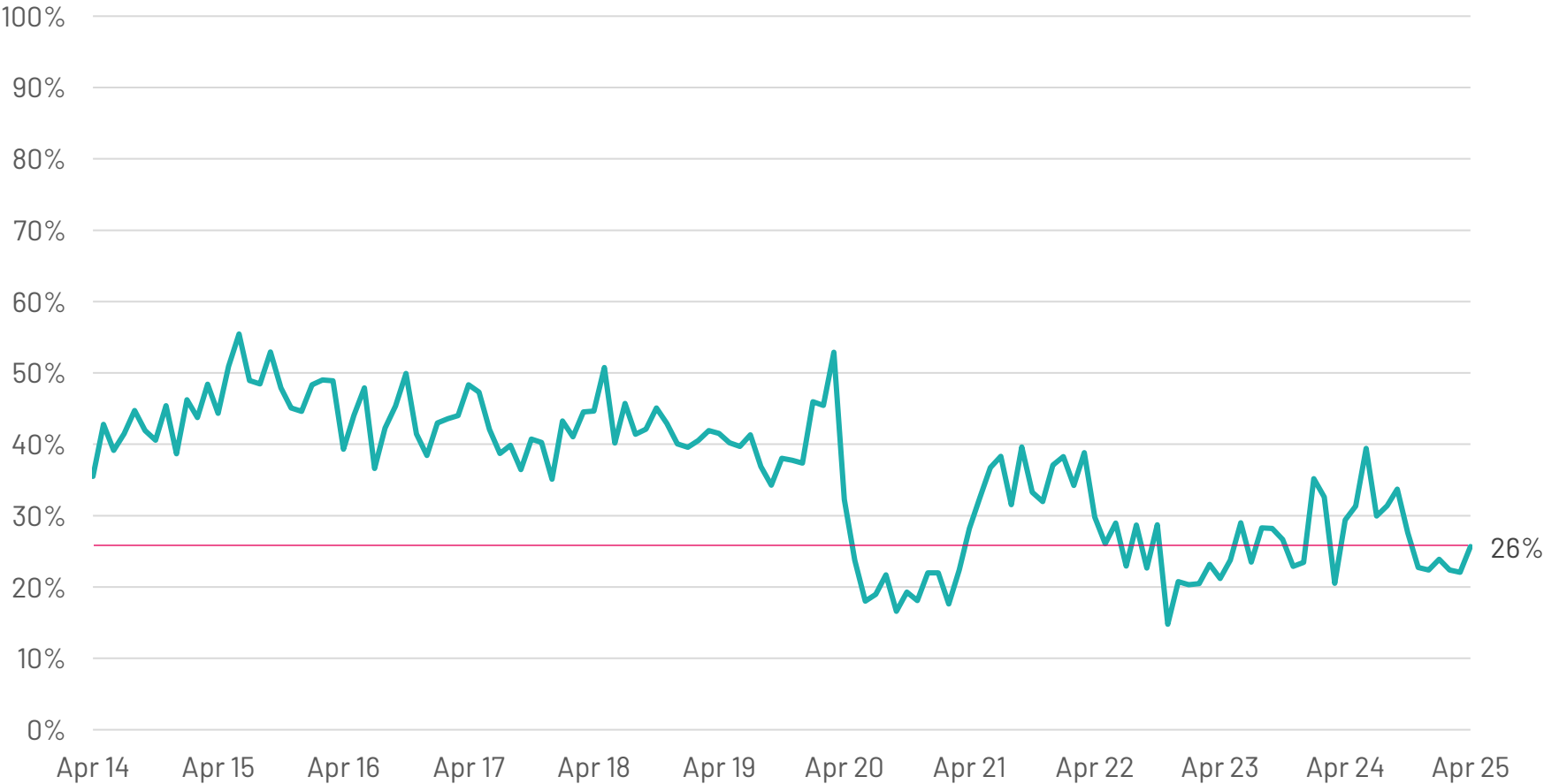
% 'Very good' or 'Somewhat good'

Great Britain's good economy score is down 3pp from this time last year.

Base: Representative sample of 25,219 adults aged 16-74 in 29 participating countries, March 21st 2025 - April 4th 2025.

Source: Ipsos Global Advisor. Global score is a Global Country Average. See methodology for details.

Q: How would you describe the current economic situation in your country?



Current Economic Situation

Indonesia

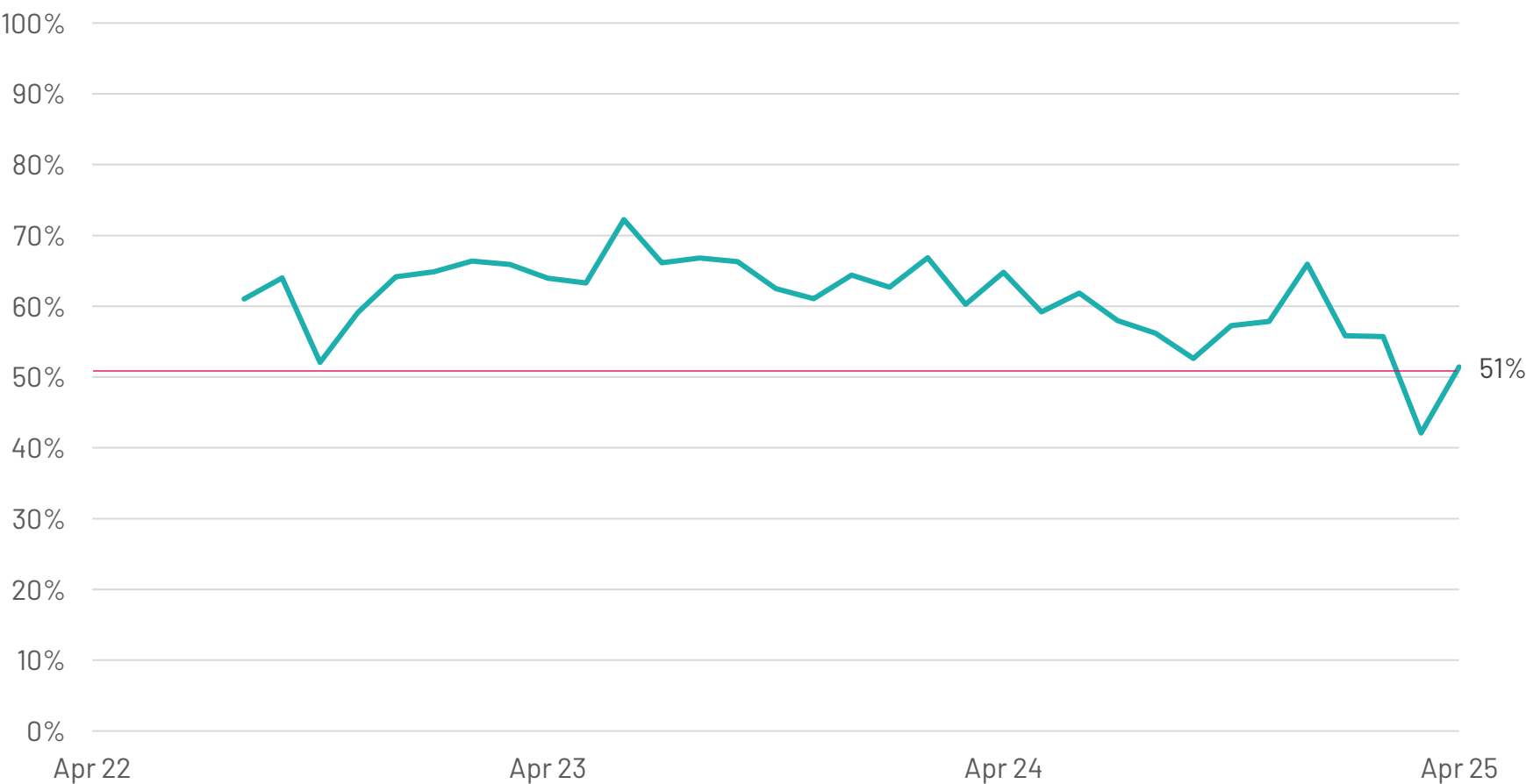
% 'Very good' or 'Somewhat good'

Indonesia has seen the largest year-on-year decrease to its good economy score, down 14pp from April 2024.

Base: Representative sample of 25,219 adults aged 16-74 in 29 participating countries, March 21st 2025 - April 4th 2025.

Source: Ipsos Global Advisor. Global score is a Global Country Average. See methodology for details.

Q: How would you describe the current economic situation in your country?



Current Economic Situation

Italy
% 'Very good' or 'Somewhat good'

Perceptions of Italy's economy have remained stable over the past two years, ranging from a high of 33% to a low of 26%.

Base: Representative sample of 25,219 adults aged 16-74 in 29 participating countries, March 21st 2025 - April 4th 2025.
Source: Ipsos Global Advisor. Global score is a Global Country Average. See methodology for details.

Q: How would you describe the current economic situation in your country?



Current Economic Situation

Japan

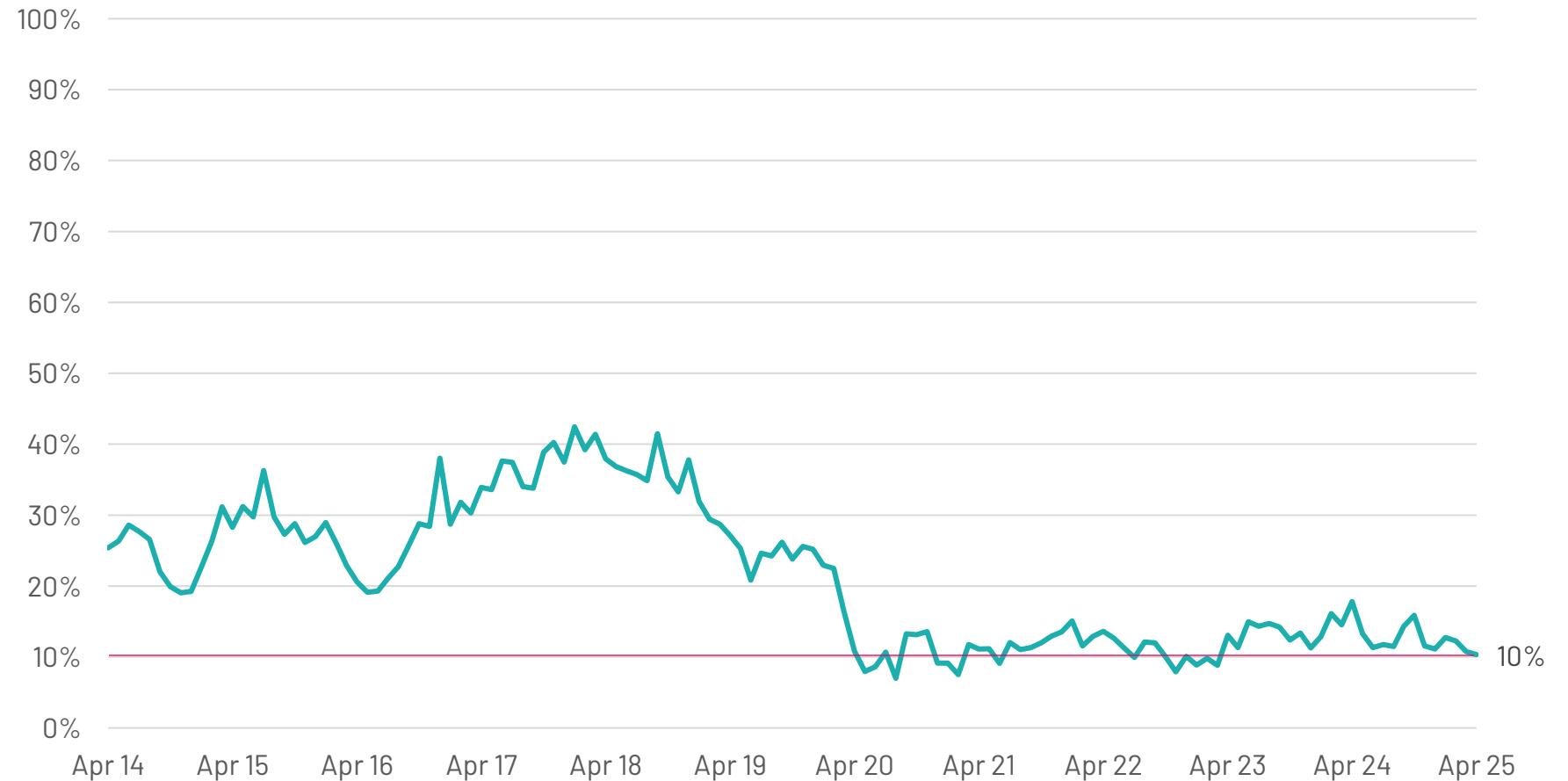
% 'Very good' or 'Somewhat good'

Perceptions of Japan's economic situation have not recovered from the COVID-19 pandemic and have not risen above 20% since February 2020.

Base: Representative sample of 25,219 adults aged 16-74 in 29 participating countries, March 21st 2025 - April 4th 2025.

Source: Ipsos Global Advisor. Global score is a Global Country Average. See methodology for details.

Q: How would you describe the current economic situation in your country?



Current Economic Situation

Malaysia

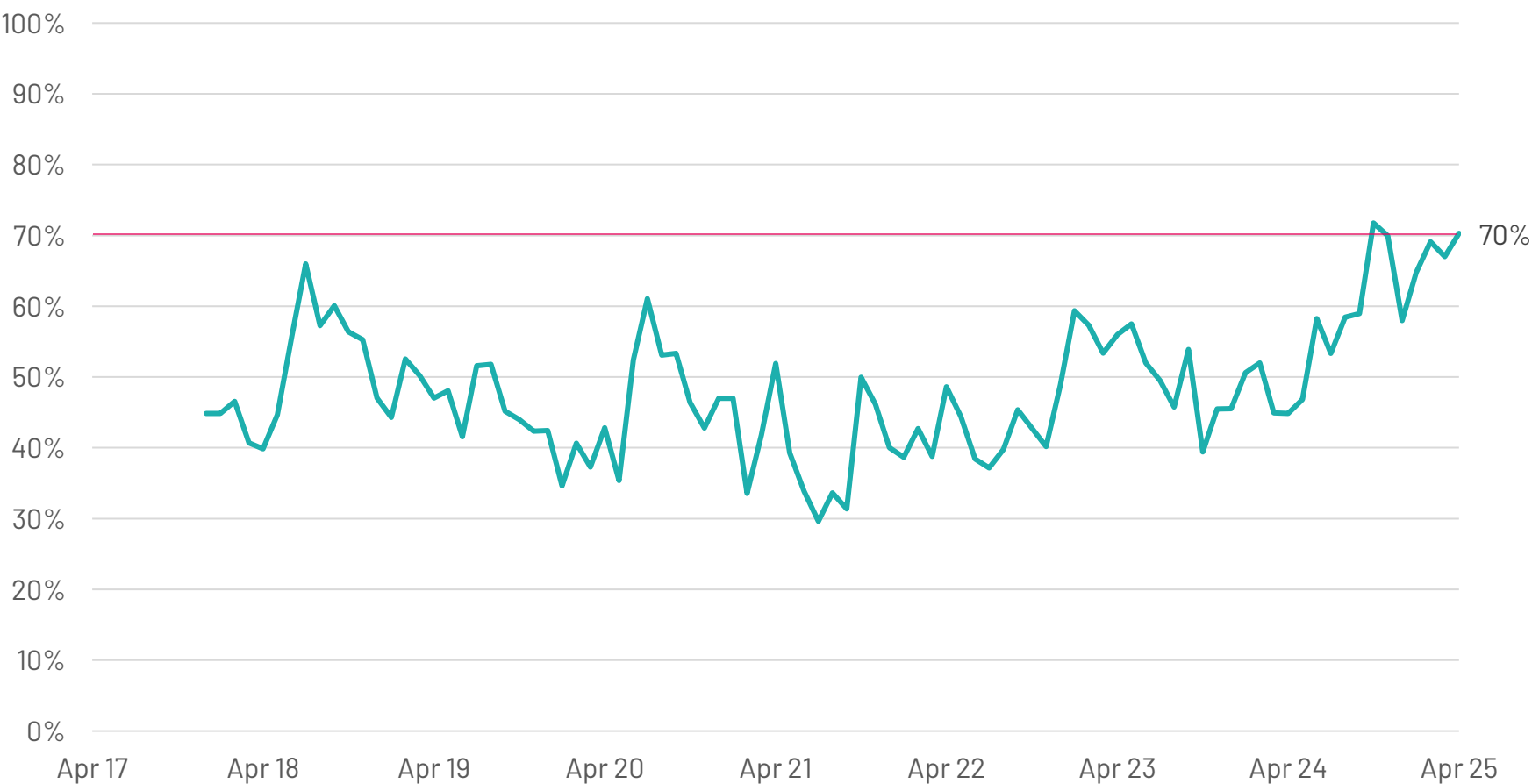
% 'Very good' or 'Somewhat good'

Malaysia has recorded the largest year-on-year increase in our survey, up 25pp from April 2024.

Base: Representative sample of 25,219 adults aged 16-74 in 29 participating countries, March 21st 2025 - April 4th 2025.

Source: Ipsos Global Advisor. Global score is a Global Country Average. See methodology for details.

Q: How would you describe the current economic situation in your country?



Current Economic Situation

South Korea

% 'Very good' or 'Somewhat good'

A 3-point fall from last month sees South Korea record its lowest ever good economy score.

Base: Representative sample of 25,219 adults aged 16-74 in 29 participating countries, March 21st 2025 - April 4th 2025.

Source: Ipsos Global Advisor. Global score is a Global Country Average. See methodology for details.

Q: How would you describe the current economic situation in your country?



Current Economic Situation

Spain

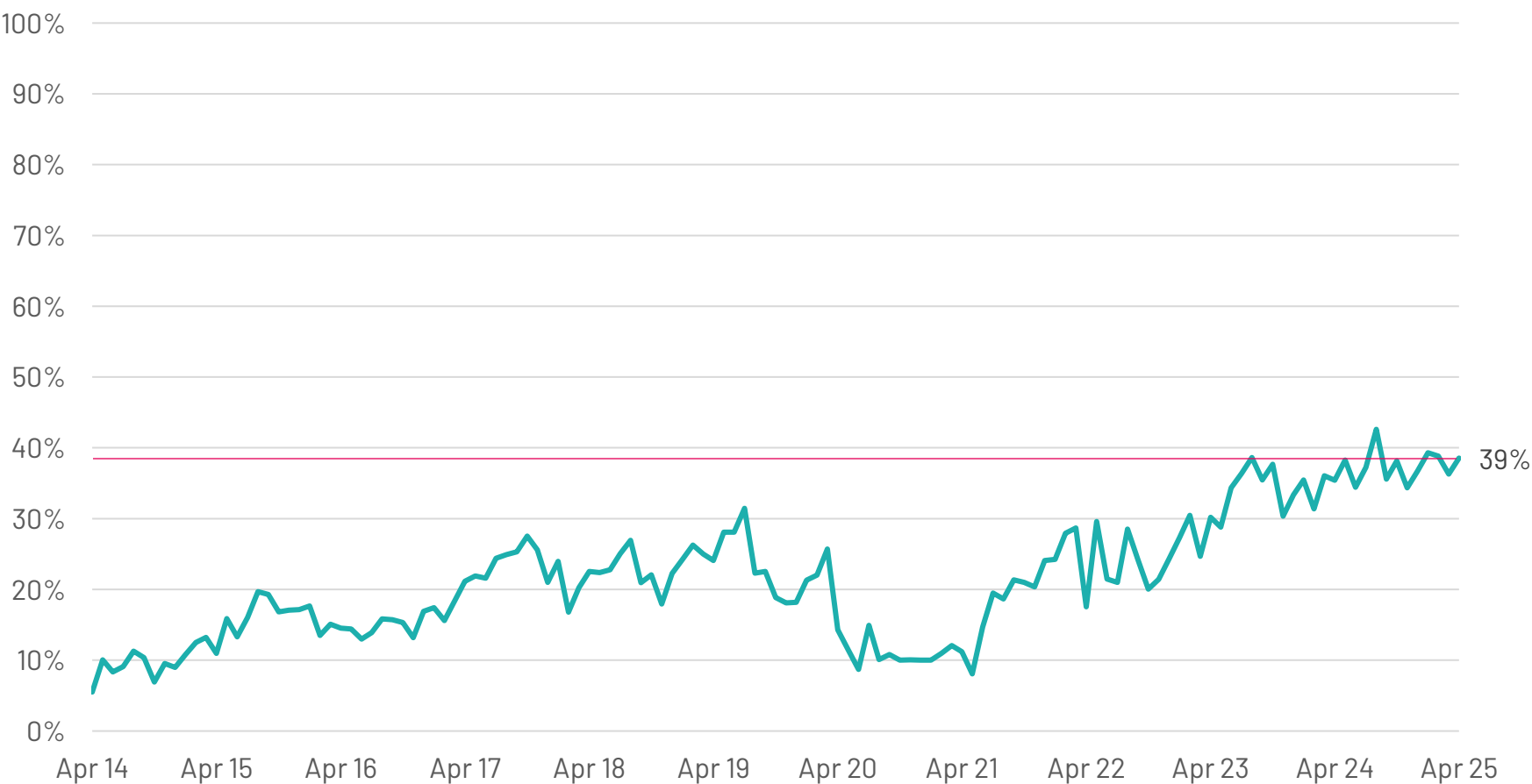
% 'Very good' or 'Somewhat good'

Spain's good economy score has been slowly climbing since the end of the COVID-19 pandemic and shows few signs of the cost-of-living crisis.

Base: Representative sample of 25,219 adults aged 16-74 in 29 participating countries, March 21st 2025 - April 4th 2025.

Source: Ipsos Global Advisor. Global score is a Global Country Average. See methodology for details.

Q: How would you describe the current economic situation in your country?



Current Economic Situation

US

% 'Very good' or 'Somewhat good'

Perceptions of the US economy have changed little over the past 12 months.

Base: Representative sample of 25,219 adults aged 16-74 in 29 participating countries, March 21st 2025 - April 4th 2025.

Source: Ipsos Global Advisor. Global score is a Global Country Average. See methodology for details.

Q: How would you describe the current economic situation in your country?



Methodology

This 29-country Global Advisor survey was conducted between Ovia the Ipsos Online Panel system among 25,231 adults aged 18-74 in Canada, Israel, Malaysia, South Africa, Türkiye and the United States, 20-74 in Indonesia and Thailand, 21-74 in Singapore, and 16-74 in all other nations.

The "Global Country Average" reflects the average result for all the countries where the survey was conducted. It has not been adjusted to the population size of each country and is not intended to suggest a total result."

The sample consists of approximately 1000+ individuals in each of Australia, Belgium, Brazil, Canada, France, Germany, Great Britain, Italy, Japan, Spain, Sweden, and the US, and approximately 500+ individuals in each of Argentina, Chile, Colombia, Hungary, Indonesia, Israel, Malaysia, Mexico, the Netherlands, Peru, Poland, Singapore, South Africa, South Korea, Thailand and Türkiye.

The sample in India consists of approximately 2,200 individuals, of whom approximately 1,800 were interviewed face-to-face and 400 were interviewed online.

The samples in Argentina, Australia, Belgium, Canada, France, Germany, Great Britain, Hungary, Italy, Japan, the Netherlands, Poland, South Korea, Spain, Sweden, and the US can be taken as representative of these countries' general adult population under the age of 75.

The samples in Brazil, Chile, Colombia, India, Indonesia, Malaysia, Mexico, Peru, Singapore, South Africa, Thailand and Türkiye are more urban, more educated, and/or more affluent than the general population. The survey results for these markets should be viewed as reflecting the views of the more "connected" segment of these populations.

India's sample represents a large subset of its urban population – social economic


classes A, B and C in metros and tier 1-3 town classes across all four zones.

Weighting has been employed to balance demographics and ensure that the sample's composition reflects that of the adult population according to the most recent census data.

The precision of Ipsos online polls are calculated using a credibility interval with a poll of 1,000 accurate to +/- 3.5 percentage points and of 500 accurate to +/- 5.0 percentage points. For more information on the Ipsos use of credibility intervals, please visit the Ipsos website.

Where results do not sum to 100 or the 'difference' appears to be +/-1 more/less than the actual, this may be due to rounding, multiple responses, or the exclusion of don't knows or not stated responses

The publication of these findings abides by local rules and regulations.



THANK YOU

CONTACT:

Teodros.Gebrekal@ipsos.com

VISIT:

ipsos.com