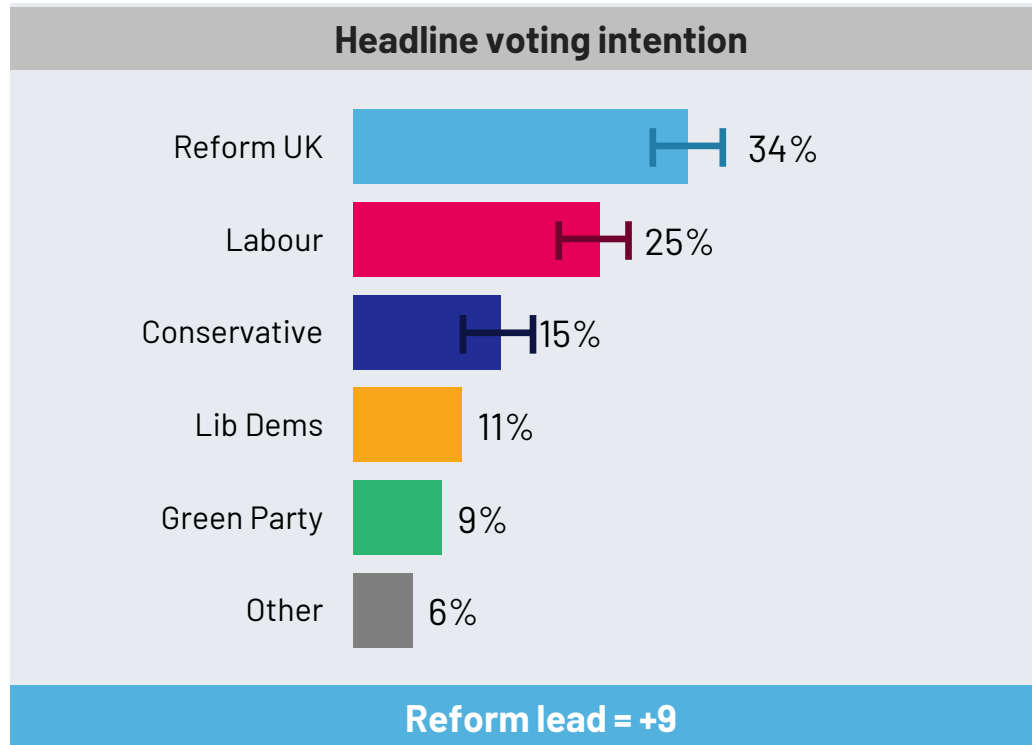


# Ipsos Political Monitor

June 2025

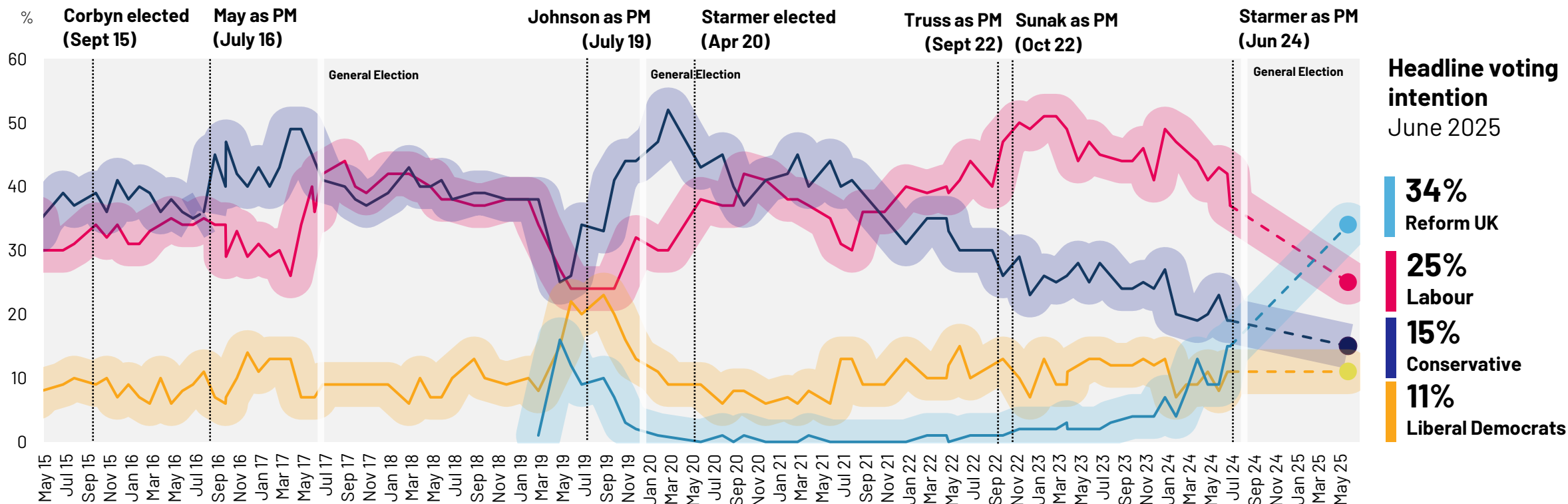
# Voting Intention: June 2025

How do you intend to vote in the General Election? Will you vote...?



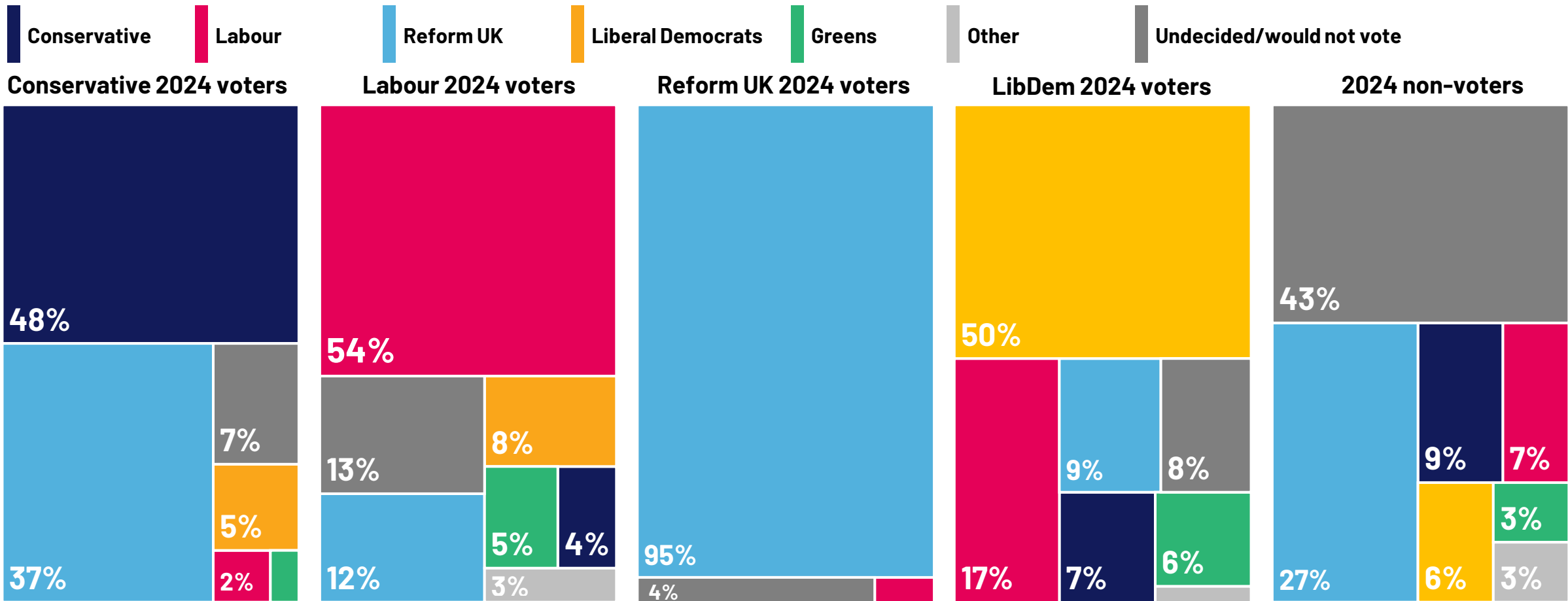
**Base: 1,180** British adults 18+, 30 May -4 June 2025; Headline Voting Intention: all 9/10 certain to vote, always/usually/it depends vote in General Elections = **785**. Margin of error is displayed at +/- 4% All polls are subject to a wide range of potential sources of error. On the basis of the historical record of the polls at recent general elections, there is a 9 in 10 chance that the true value of a party's support lies within 4 points of the estimates provided by this poll, and a 2 in 3 chance that they lie within 2 points. This is especially important to keep in mind when calculating party lead figures.

## Ipsos headline voting intention: Since the 2015 General Election



**Source:** Ipsos Political Monitor

# Voting intention by 2024 General Election vote



Base: 1,180 British adults 18+, 30 May -4 June 2025; Conservative 2024 voters (216), Labour 2024 voters (313), Reform UK 2024 voters (127), LibDem 2024 voters (117), 2024 non-voters (183).



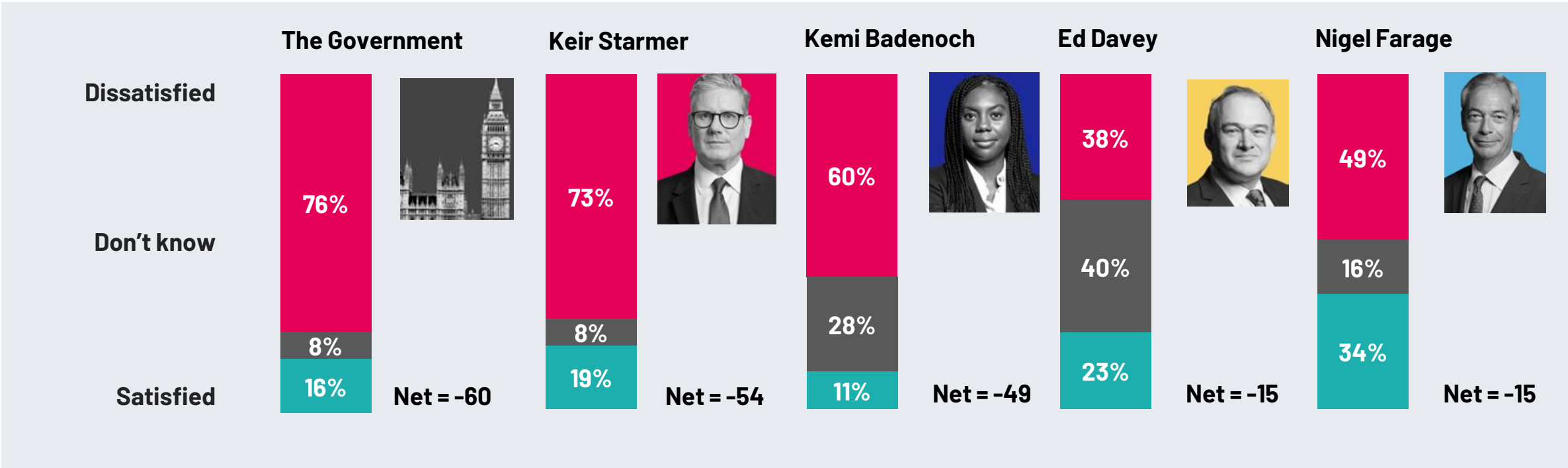
# SATISFACTION

With government and party leaders



# Satisfaction with leaders and the Government: June 2025

Are you satisfied or dissatisfied with the way.... is running the country / doing his job  
as Prime Minister /Leader of the Conservative Party/ Leader of the Liberal Democrats/ Leader of Reform UK?



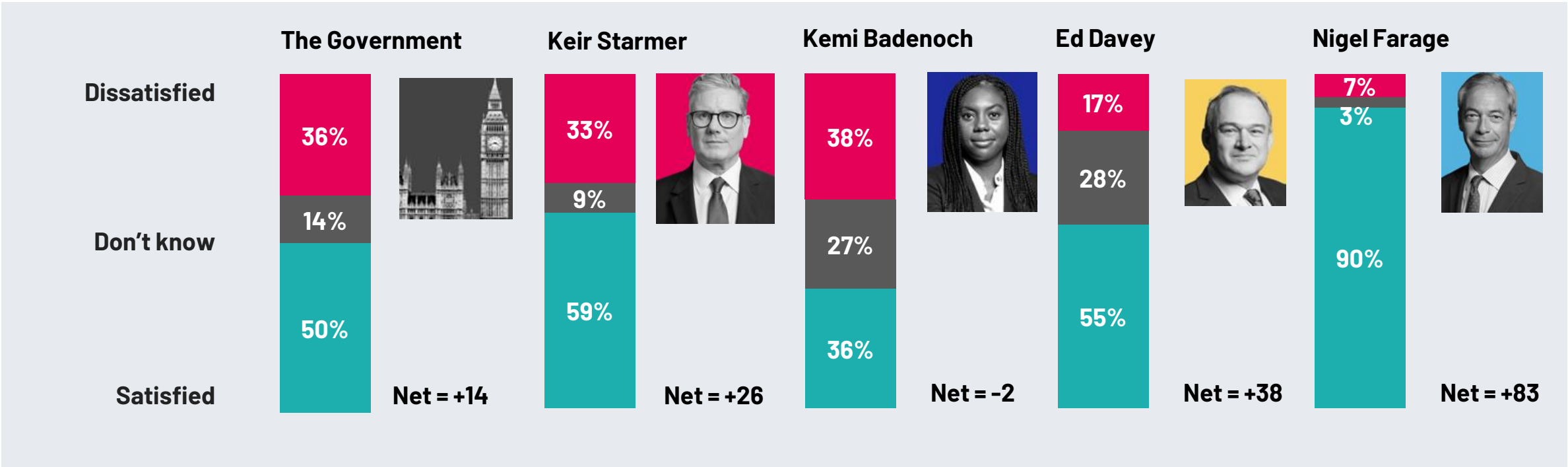
Base: 1,180 British adults 18+, 30 May – 4 June 2025.

Source: Ipsos Political Monitor



# Satisfaction with leaders and the Government: June 2025

Are you satisfied or dissatisfied with the way.... is running the country / doing his job as Prime Minister /Leader of the Conservative Party/ Leader of the Liberal Democrats/ Leader of Reform UK? **Among own party supporters**



Base: 1,180 British adults 18+, including (260) Labour supporters, (164) Conservative supporters, (126) Liberal Democrat supporters, (287) 2024 Reform UK supporters, 30 May – 4 June 2025.

Source: Ipsos Political Monitor

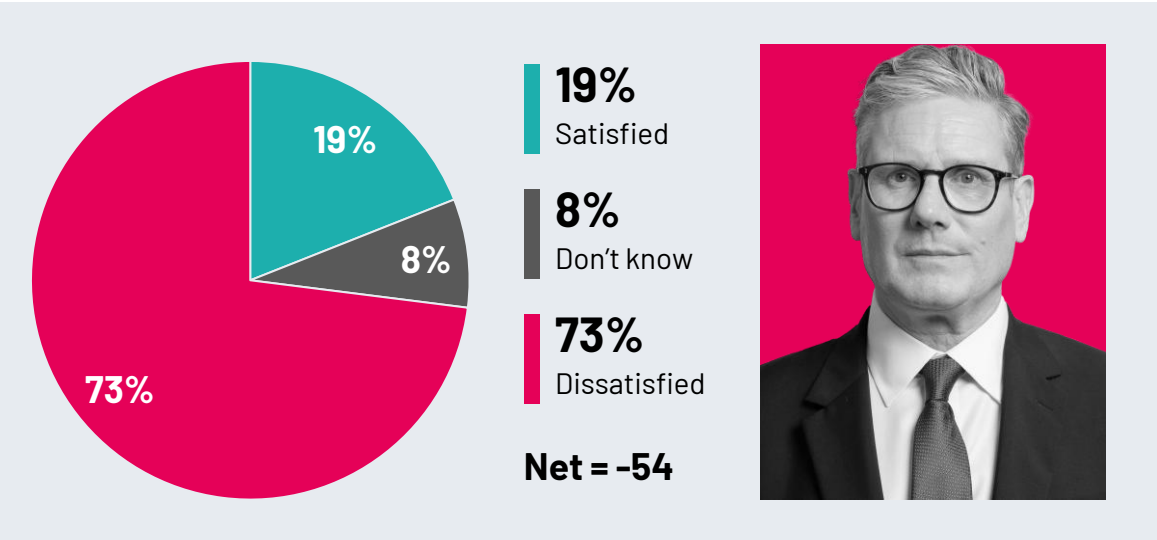


# Keir Starmer: Satisfaction

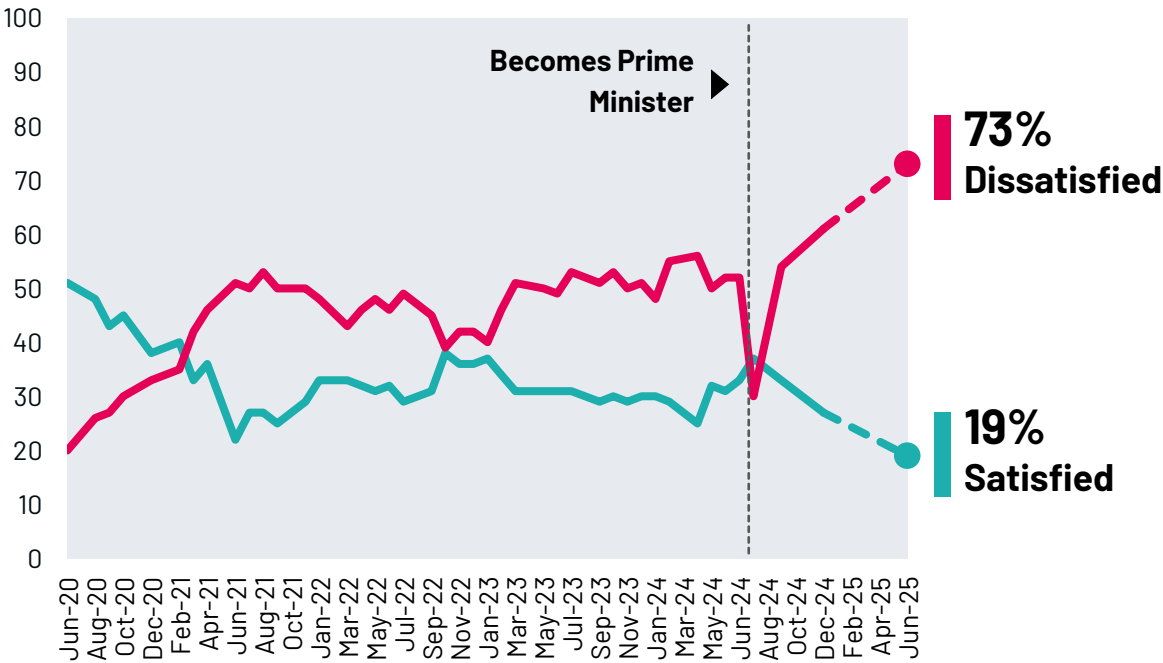
Are you satisfied or dissatisfied with the way Keir Starmer is doing his job as Prime Minister

June 2025

Among all



June 2020 – June 2025



**Base:** 1,180 British adults 18+, 30 May – 4 June 2025  
**Note:** Data collected from June 2020 was via telephone; from May 2025 data was collected online via the probability KnowledgePanel.

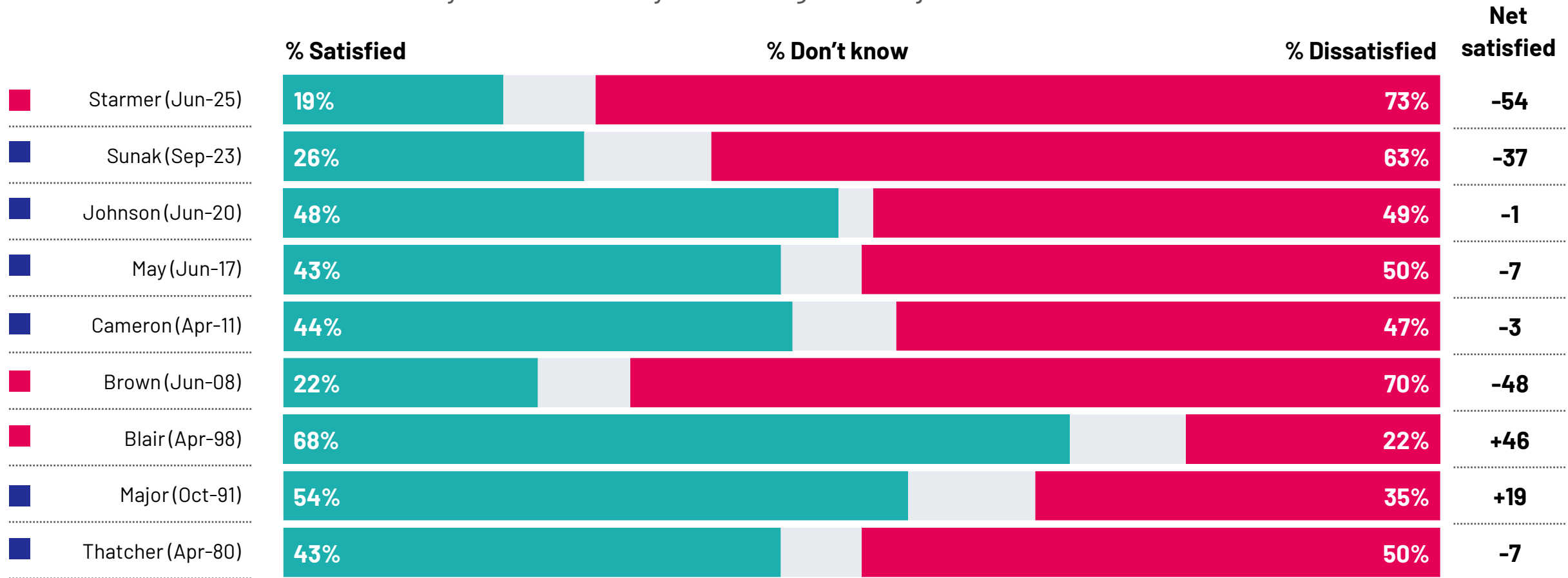
Source: Ipsos Political Monitor





# Satisfaction with Prime Minister: After 11 months as Prime Minister

How satisfied or dissatisfied are you with the way ... is doing his/her job as Prime Minister?



**Note:** Data collected prior to February 2008 was collected via face-to-face methodology; data collected from February 2008 was via telephone; from May 2025 data was collected online via the probability KnowledgePanel. Note small differences will not be statistically significant

**Base:** c.1,000 British adults each month

\* Data has been taken from the survey closest to 11 months after they became Prime Minister

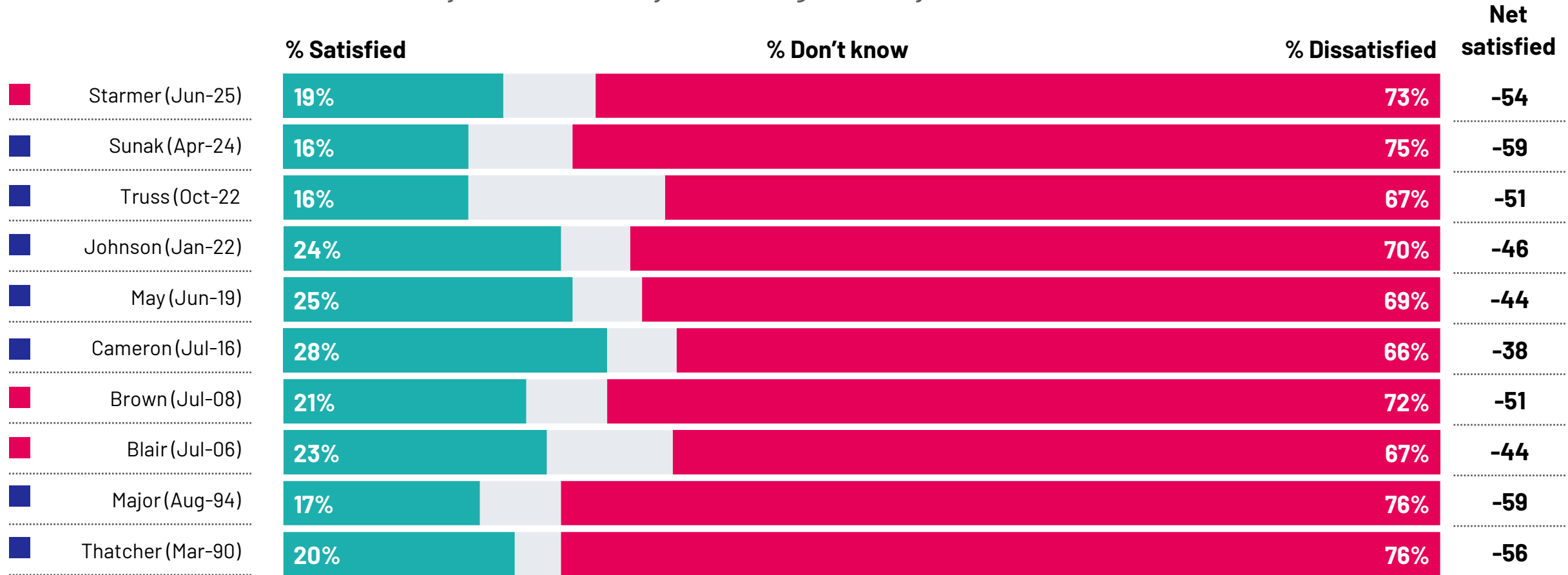
© Ipsos | Political Monitor | June 2025 | Public

**Source:** Ipsos Political Monitor



# Satisfaction with Prime Minister: Worst rating as Prime Minister

How satisfied or dissatisfied are you with the way ... is doing his/her job as Prime Minister?

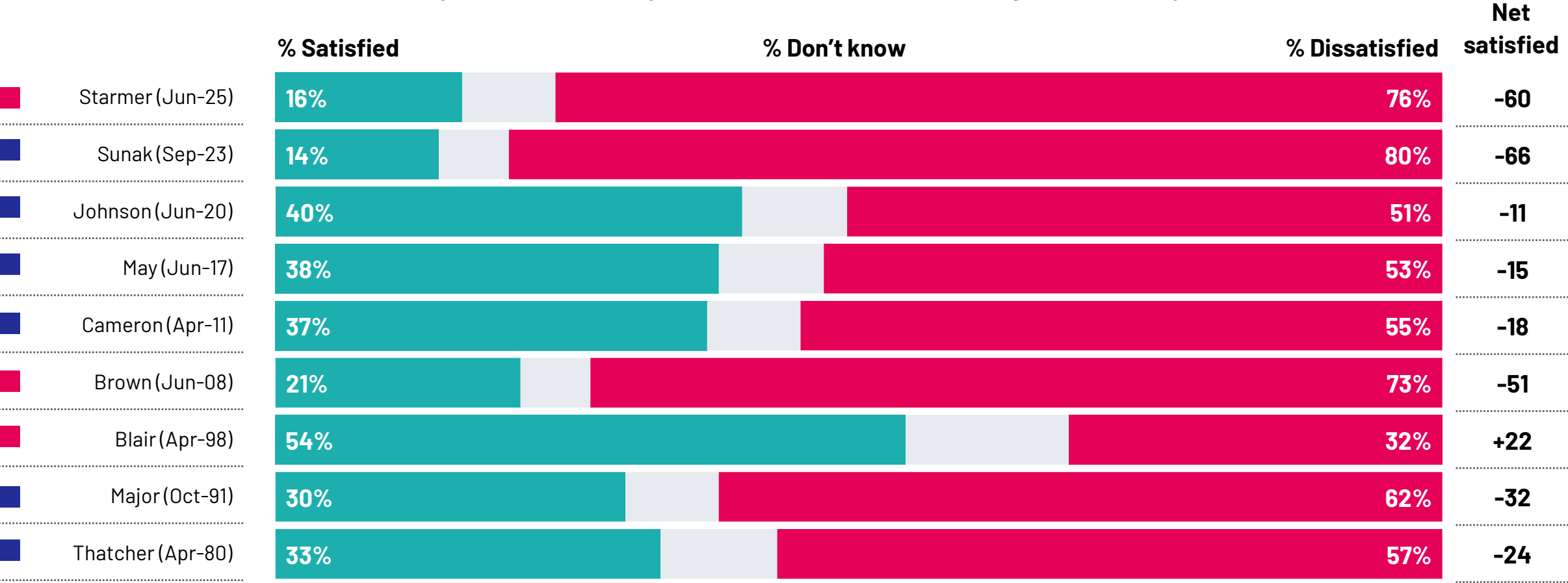


**Note:** Data collected prior to February 2008 was collected via face-to-face methodology; data collected from February 2008 was via telephone; from May 2025 data was collected online via the probability KnowledgePanel. Note small differences will not be statistically significant  
**Base:** c.1,000 British adults each month

**Source:** Ipsos Political Monitor

# Satisfaction with Government: After 11 months

How satisfied or dissatisfied are you with the way the Government is running the country?



**Note:** Data collected prior to February 2008 was collected via face-to-face methodology; data collected from February 2008 was via telephone; from May 2025 data was collected online via the probability KnowledgePanel. Note small differences will not be statistically significant

**Base:** c.1,000 British adults each month

\* Data has been taken from the survey closest to 11 months after they became Prime Minister

© Ipsos | Political Monitor | June 2025 | Public

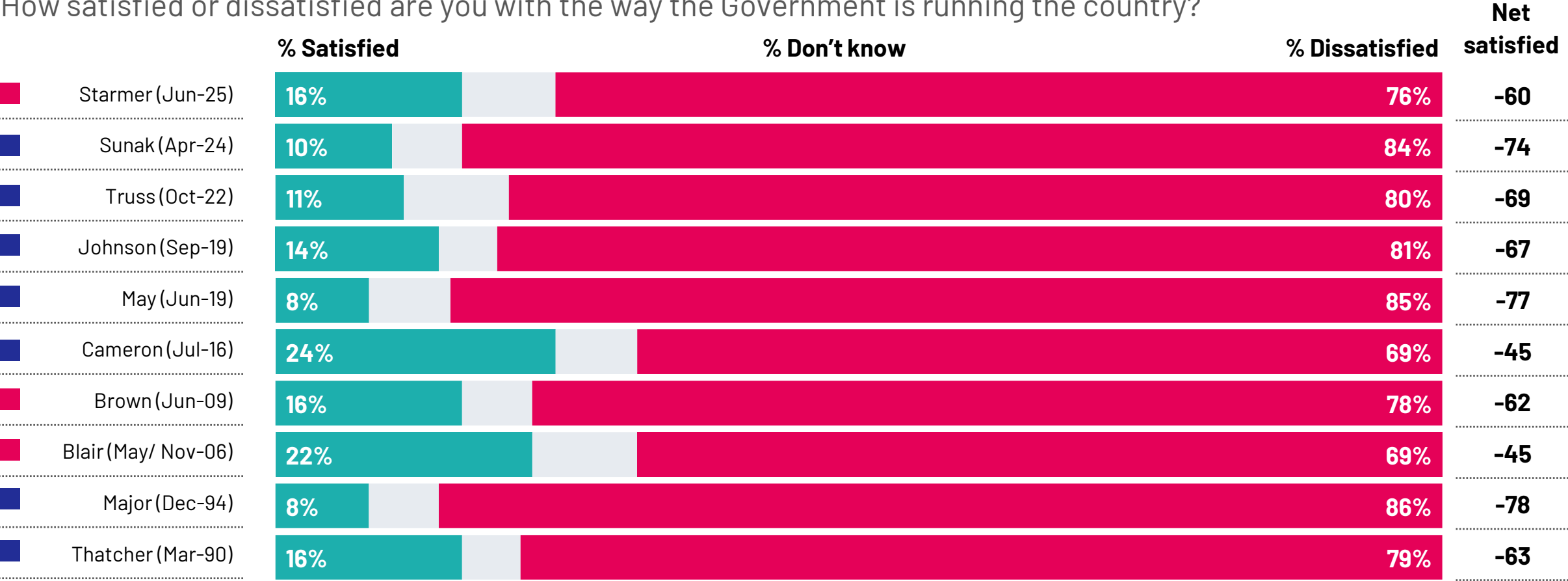
**Source:** Ipsos Political Monitor



# Government Satisfaction:

## Worst rating for the Government under each Prime Minister

How satisfied or dissatisfied are you with the way the Government is running the country?



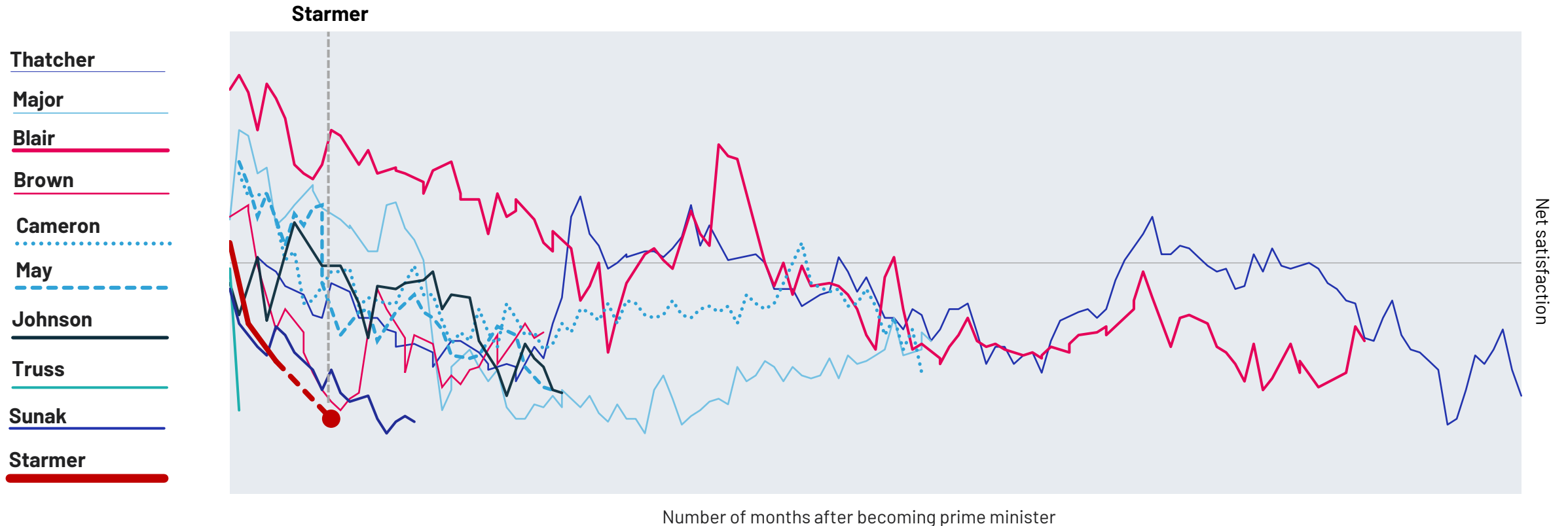
**Note:** Data collected prior to February 2008 was collected via face-to-face methodology; data collected from February 2008 was via telephone; from May 2025 data was collected online via the probability KnowledgePanel. Note small differences will not be statistically significant  
**Base:** c.1,000 British adults each month

**Source:** Ipsos Political Monitor



# Net satisfaction with Prime Ministers (1979 - 2025)

How satisfied or dissatisfied are you with the way ... is doing his/her job as Prime Minister?



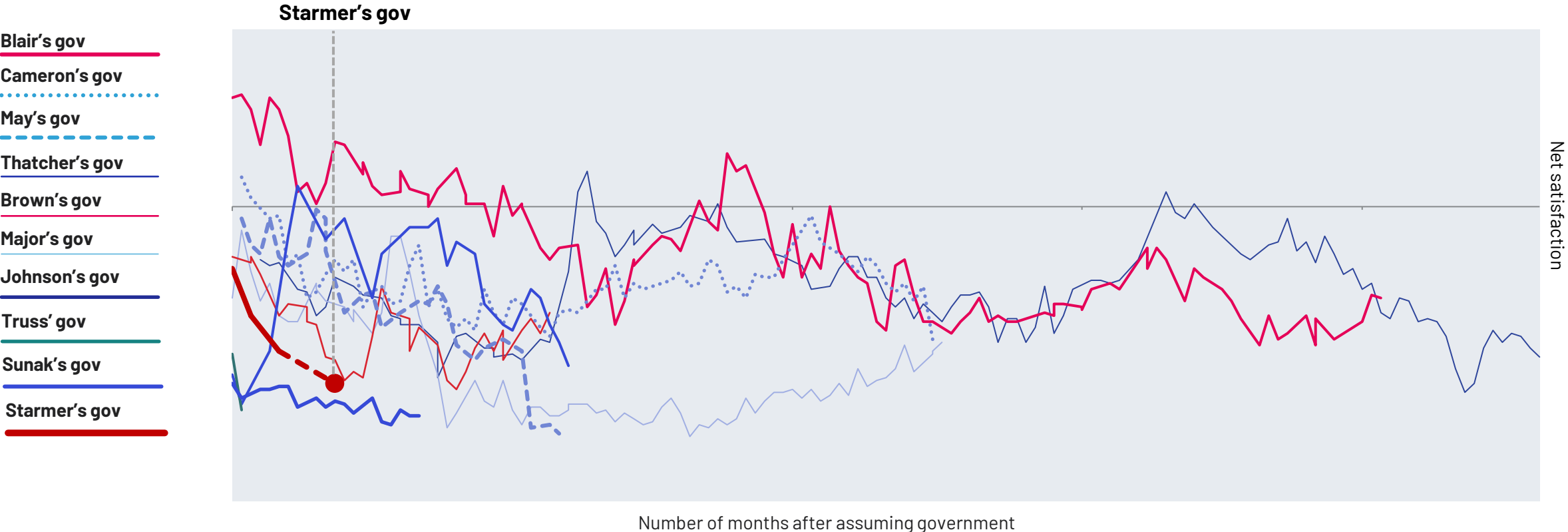
**Note:** Data collected prior to February 2008 was collected via face-to-face methodology; data collected from February 2008 was via telephone; from May 2025 data was collected online via the probability KnowledgePanel. Note small differences will not be statistically significant

**Base:** c.1,000 British adults each month

**Source:** Ipsos Political Monitor

# Net satisfaction with the Government (1979 – 2025)

How satisfied or dissatisfied are you with the way the government is running the country?



**Note:** Data collected prior to February 2008 was collected via face-to-face methodology; data collected from February 2008 was via telephone; from May 2025 data was collected online via the probability KnowledgePanel. Note small differences will not be statistically significant  
**Base:** c.1,000 British adults each month

**Source:** Ipsos Political Monitor

# About the Ipsos KnowledgePanel

Ipsos, part of the Ipsos group, is one of the UK's largest and most innovative research agencies, working for a wide range of global businesses and many government departments and public bodies.

The KnowledgePanel, set up in 1999 in the US, 2020 in the UK, and since across Europe, is an online random probability panel. In the UK, panellists aged 16+ are recruited via a postal push-to-web methodology. Invitations are sent to randomly selected addresses in the UK. Those who are digitally excluded are provided with a tablet and restricted internet access, free of cost. Our recruitment approach means all UK households in private residential settings have a known and non-zero chance of being invite to join the panel.

A high-quality random selection process is followed for all survey sampling. Panel members are randomly selected to take part in surveys. Data collection usually takes place over a week, online. Being a probability sample, quotas are not applied. Instead, the selected sample is stratified to ensure it is balanced on key characteristics. All those invited are allowed to take part in the survey.

# Methodology

We interviewed a representative random sample of 1,180 British adults aged 18+ via the Ipsos UK KnowledgePanel. Data was collected online between 30 May – 4 June 2025. A sample of 2,205 adults aged 18+ who are eligible to vote in Britain were invited to take part in the survey. The sample was stratified by nation, age, qualifications and vote at the 2024 general election (as collected immediately after the election).

The achieved sample was weighted in two stages:

- Design weights were applied to correct for the unequal probabilities of a person being selected for a survey.
- Calibration weights were applied to correct for differential non-response. Data was weighted to the adult population profile on age and gender, region, ethnicity, qualifications, work status and sector (public sector/other), social grade (office coded), number of cars in household, constituency type and newspaper readership (print and digital). Population targets were obtained from the 2021/22 Census, ONS population estimates and other large probability surveys.

A two-part voting intention question is used with prompting on main parties (Conservative, Labour, Reform UK, Liberal Democrats, SNP in Scotland and Plaid Cymru in Wales) and a follow-up “squeeze” question of those who are undecided or refuse the first question. A turnout filter is used based on two questions: current stated likelihood to vote (at least 9 out of 10 certain to vote) and previous voting behaviour (if they say they “always” or “usually” vote in general elections or that “it depends”).

Note that this is a new methodology compared to previous Ipsos Political Monitors. It involves a new form of data collection (online random probability panel instead of quota telephone survey), an updated voting intention (which involves prompting for Reform UK), and an updated weighting scheme. This is based on our learnings during and since the 2024 General Election. This means that comparisons with previous waves need to be made with caution. In particular, at this stage we are not making direct comparisons with previous satisfaction ratings for opposition party leaders. As always, we continually review our methods, and may make further changes to our methodology in the future.



## June 2025 Political Monitor

### For more information

**Gideon Skinner**

Research Director

[gideon.skinner@ipsos.com](mailto:gideon.skinner@ipsos.com)

**Cameron Garrett**

Associate Director

[cameron.garrett@ipsos.com](mailto:cameron.garrett@ipsos.com)

**Keiran Pedley**

Research Director

[keiran.pedley@ipsos.com](mailto:keiran.pedley@ipsos.com)

**Ben Roff**

Senior Research Executive

[ben.roff@ipsos.com](mailto:ben.roff@ipsos.com)

**Alex Bogdan**

Research Director

[alex.bogdan@ipsos.com](mailto:alex.bogdan@ipsos.com)