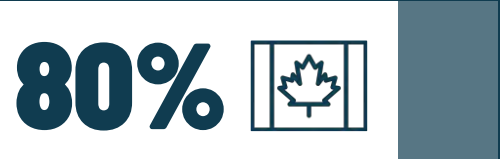
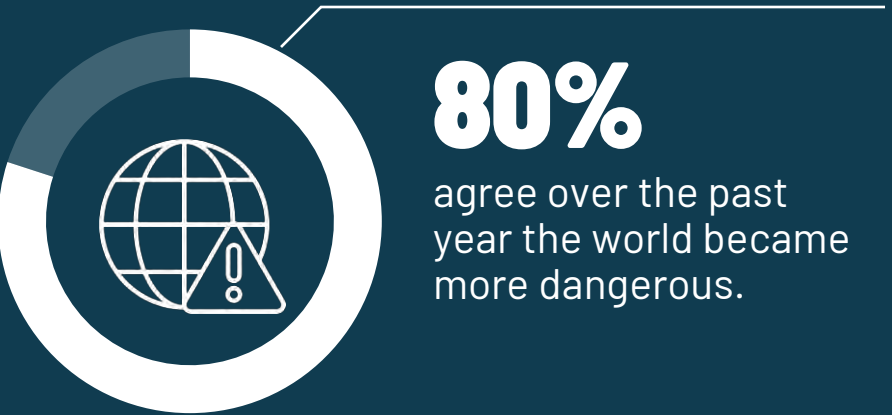
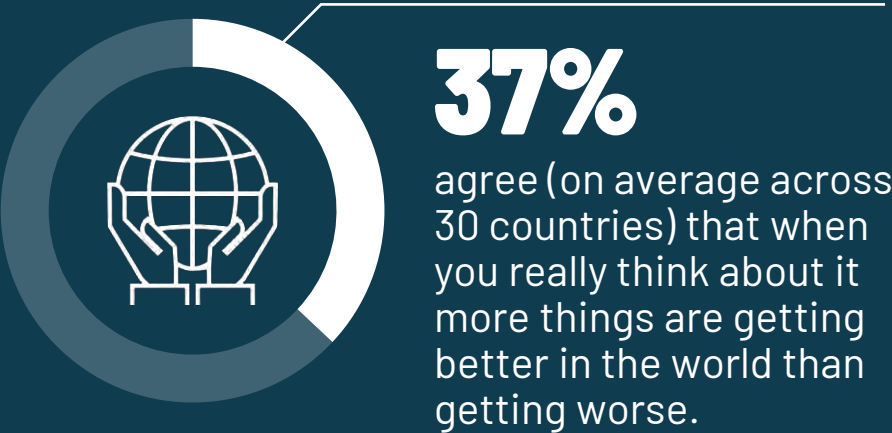


IPSOS WORLD AFFAIRS & SECURITY REPORT 2025

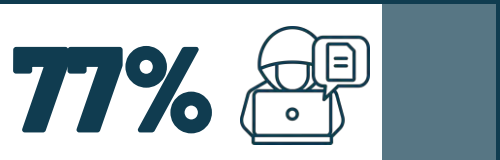
Citizens of 30 Countries Assess
Threats and Engagement in
International Affairs

Dr. Darrell Bricker
November 2025

At a glance

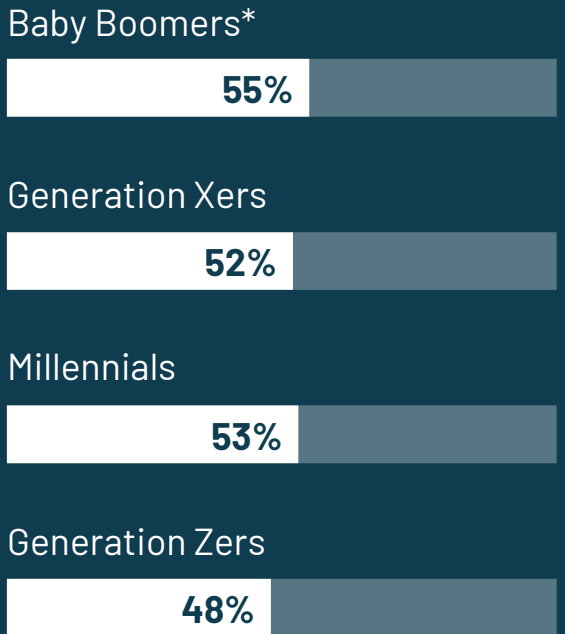


predict that Canada will have a positive impact on world affairs over the next decade, while Iran and Israel ties as the least likely (25%) country/organization to have a positive impact.



think that both being hacked for fraudulent/espionage purposes and disinformation being deliberately spread are the top threats facing the world today.

I support mandatory military service for young people in my country



*Generation Z (born between 1996-2012), Millennials (born between 1980-1995), Generation X (born between 1966-1979) and Baby Boomers (born between 1945-1965).



CONTENTS

1

In Summary

2

Global Threats
Assessment

3

Confidence in
Response to
Threats

4

Global Gap Between
Priority of Threat and
Level of Preparation,
Personal Preparation

5

Willingness to
Engage in World
Affairs

6

World Affairs
Influencers

7

World Alliance,
Conflict Views

8

Views on
Democracy, U.S.
and Western Values

9

Military service,
preparation and
national pride

10

Attitudes on
Trump and
America

11

Methodology

Trump Slump 2.0



- Less than half (on average across 30 countries) now think that America will have a positive impact on world affairs over the next decade, down 12 percentage points from our polling last year, which was done right before now-U.S. President Donald Trump won the election.
- The proportion who think the U.S. will have a positive impact fell in 29 of 30 countries in 2025. The global reputation of the U.S. also slid during Trump's first term (2017-2021).
- **America's northern neighbors are now the least likely of all 30 countries to think the U.S. will have a positive impact with just 24% of Canadian saying so**, down a whopping 28 points compared to 2024.



- A new question added amid Trump's ongoing tariff war finds just over one in four think America is currently gaining world influence and the country is now seen as the most likely country to be losing global influence (32%).
- That's behind China (46%) and BRIC and CRINK countries*, both at 31%, that are currently seen as gaining more influence on the world stage than America (28%), as well as Western/developed countries generally (18%).
- **Almost three in five (58% and a majority in 26 of 30 countries) think when Trump's term is over the U.S. will go back to its more traditional role on the global stage.**

*BRIC (Brazil, Russia, India, China) and CRINK (China, Russia, Iran, North Korea) countries.

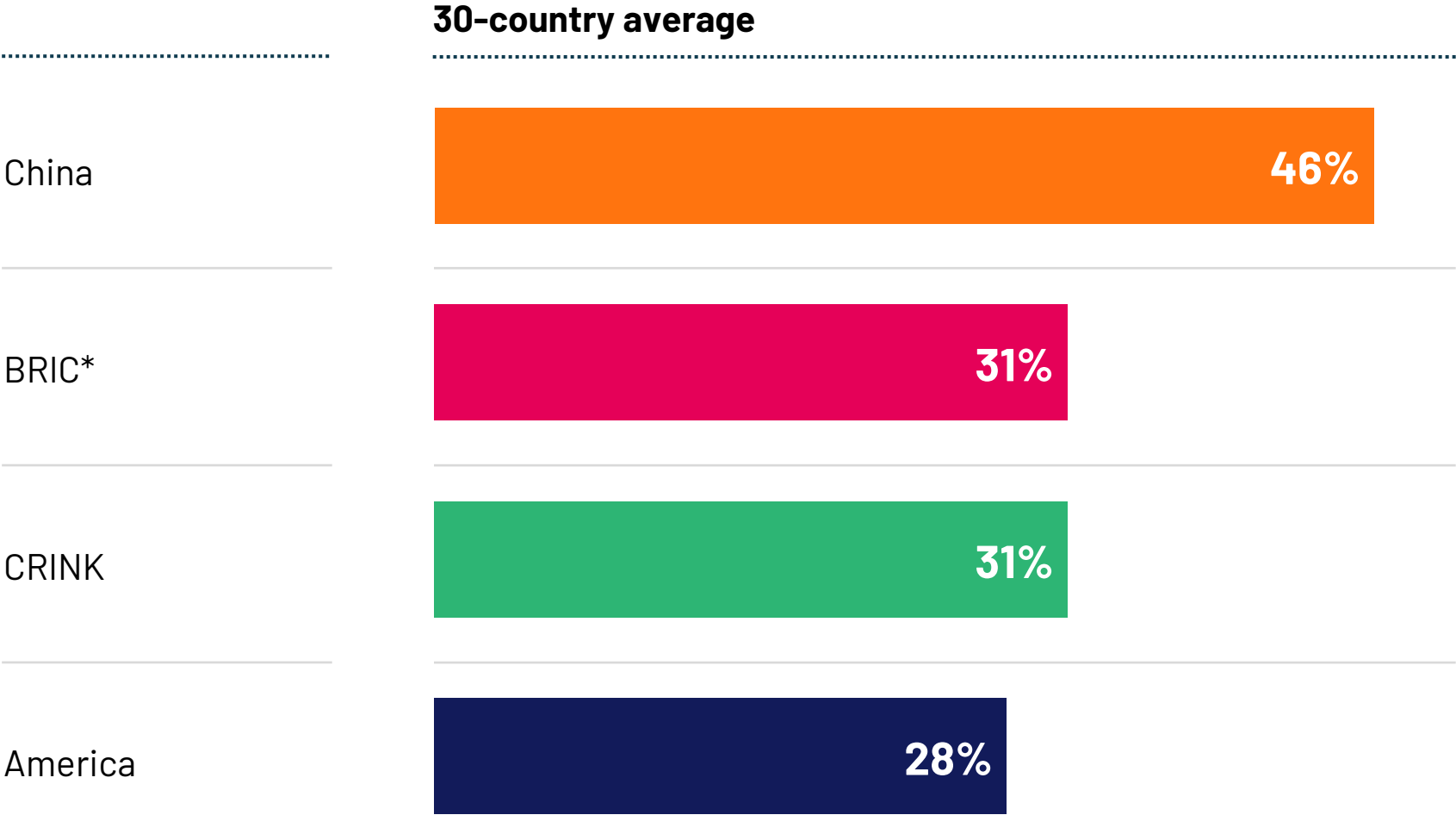
China leads influence race

% who believe the following are currently gaining influence on the world stage

30-country average

*BRIC (Brazil, Russia, India, China) and CRINK (China, Russia, Iran, North Korea) countries.

Base: 23,586 online adults under the age of 75 across 30 countries, interviewed 19 September – 3 October 2025.



0 Canada!



- Eight in ten (on average across 30 countries) think that Canada will have a positive impact on world affairs over the next decade, once again topping our influencer list.
- **Canada is seen as the No. 1 world influencer for the 10th year in a row.**
- One's own country (76%), followed by Germany (73%), the European Union (70%) tying with France (70%), and Great Britain (68%) round of the top five world influencers.
- Only one in four predict Iran will have a positive impact on world affairs, tying with Israel (also at 25%) this year. During polling (done Sept. 19 - Oct. 3, 2025) the Gaza peace plan was announced on Sept. 29.
- **Iran has been seen as the least likely country/organization to have a positive influence every year since 2014, except for this year when it tied with Israel and 2022 when it tied with Russia** for the bottom spot in the immediate wake of the full-scale invasion of Ukraine.
- Pakistan (28%), Russia (32%), CRINK* countries (33%), and Saudia Arabia (45%) round out the bottom five influencers for 2025.

*CRINK (China, Russia, Iran, North Korea) countries.

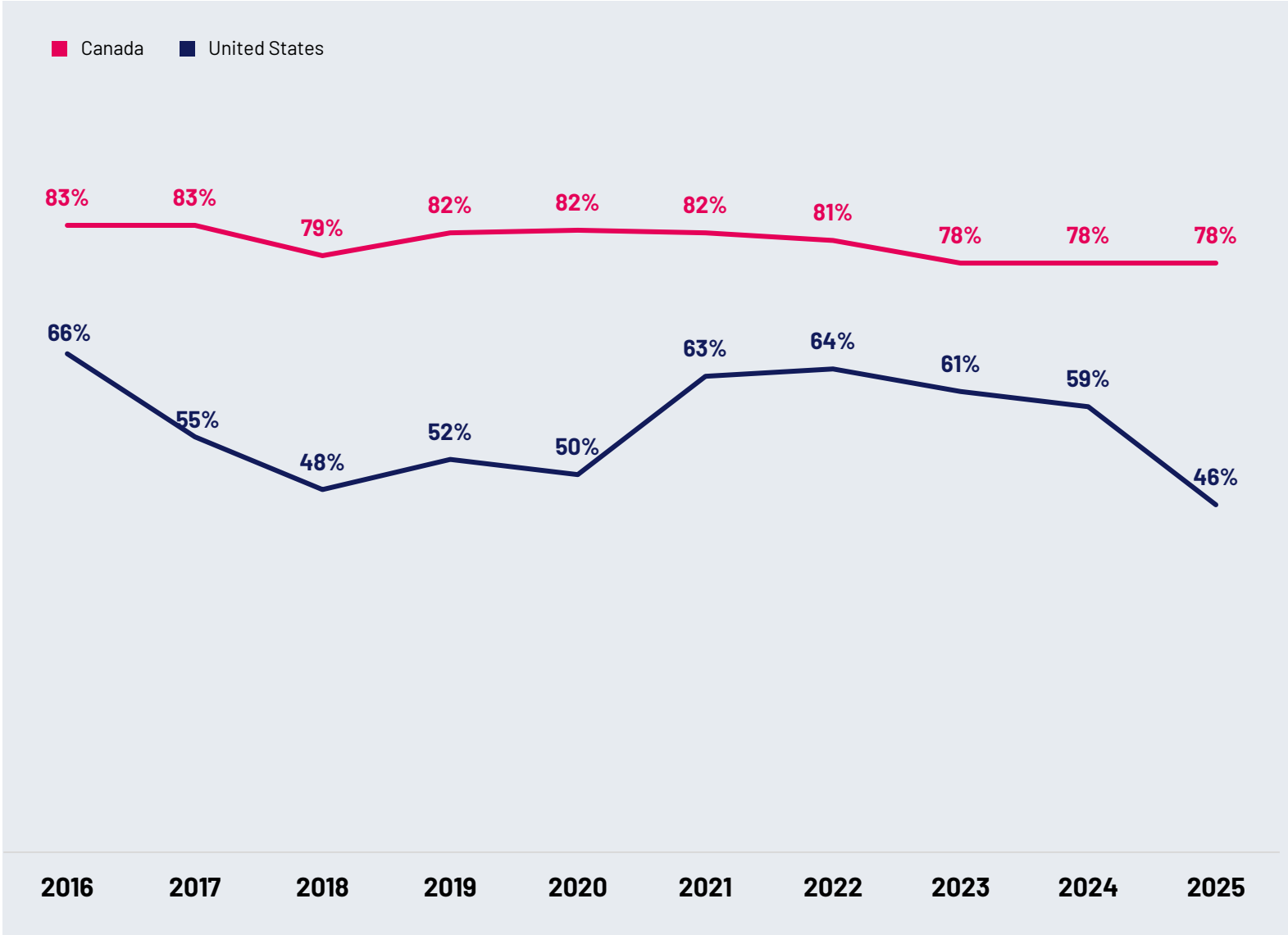
Canada vs. America

% saying the following countries will have an overall strongly/somewhat positive influence on world affairs over the next decade

20-country average*

*Change for 20-country average is based on the countries which were in all editions of the Ipsos for the Halifax Security Forum report over the past decade.

Base: 18,077 online adults under the age of 75 across 20 countries, interviewed 19 September – 3 October 2025.



National defense seen as key, but who will do the defending?



83%

- **More than eight in 10 (on average across 30 countries) agree it's important for their country to maintain a strong national defense force, even in times of peace.**
- 60% agree that "given the dangers in the world, my government needs to spend more on my country's military power".
- At the same time, a similar proportion (64%) think economic power is more important in world affairs than military power.



52%

- **Just over half (52% on average globally and the majority in 16 of 30 countries) support mandatory military service for young people in their country.**
- While just under half (48%) say they would personally be willing to join a formal preparation/training program to be ready in case of invasion by a foreign country.
- Slightly more than two in five (43% and the majority in seven of 30 countries) agree that "new immigrants to my country should be required to serve in the military for a period of time".

Consensus on national defence need, but people less sure who should do the defending

Base: 23,586 online adults under the age of 75 across 30 countries, interviewed 19 September – 3 October 2025.

30-country average

It is important for my country to maintain a strong national defence force, even in times of peace

There should be mandatory military service for young people in my country

I would personally be willing to join a formal preparation/training program to be ready in case of invasion by a foreign country

New immigrants to my country should be required to serve in the military for a period of time

% somewhat/strongly agree



Living in dangerous, pessimistic times



33%

- The proportion thinking the world is getting better continues its slide to a new low of **33%**, on average across 20 countries*, and is 14 percentage points lower than in 2017 (47%) when we first asked this question.

- A strong majority (79% on average across 20 countries) think the world became more dangerous in the past year. The proportion thinking things are getting increasingly dangerous is down seven points from a high of 86% in 2022, a year marked by a global pandemic and the start of the full-scale invasion of Ukraine.



77%

- A strong majority (77% on average across 30 countries) think “some person, organization, or country deliberately spreading disinformation to influence public opinion” is a real threat in the next 12 months.
- **Disinformation ties with worry about being hacked for fraudulent/espionage purposes (also 77% across 30 countries) for the second year in a row.** While disinformation was only added to our poll last year hacking has long been a leading concern.

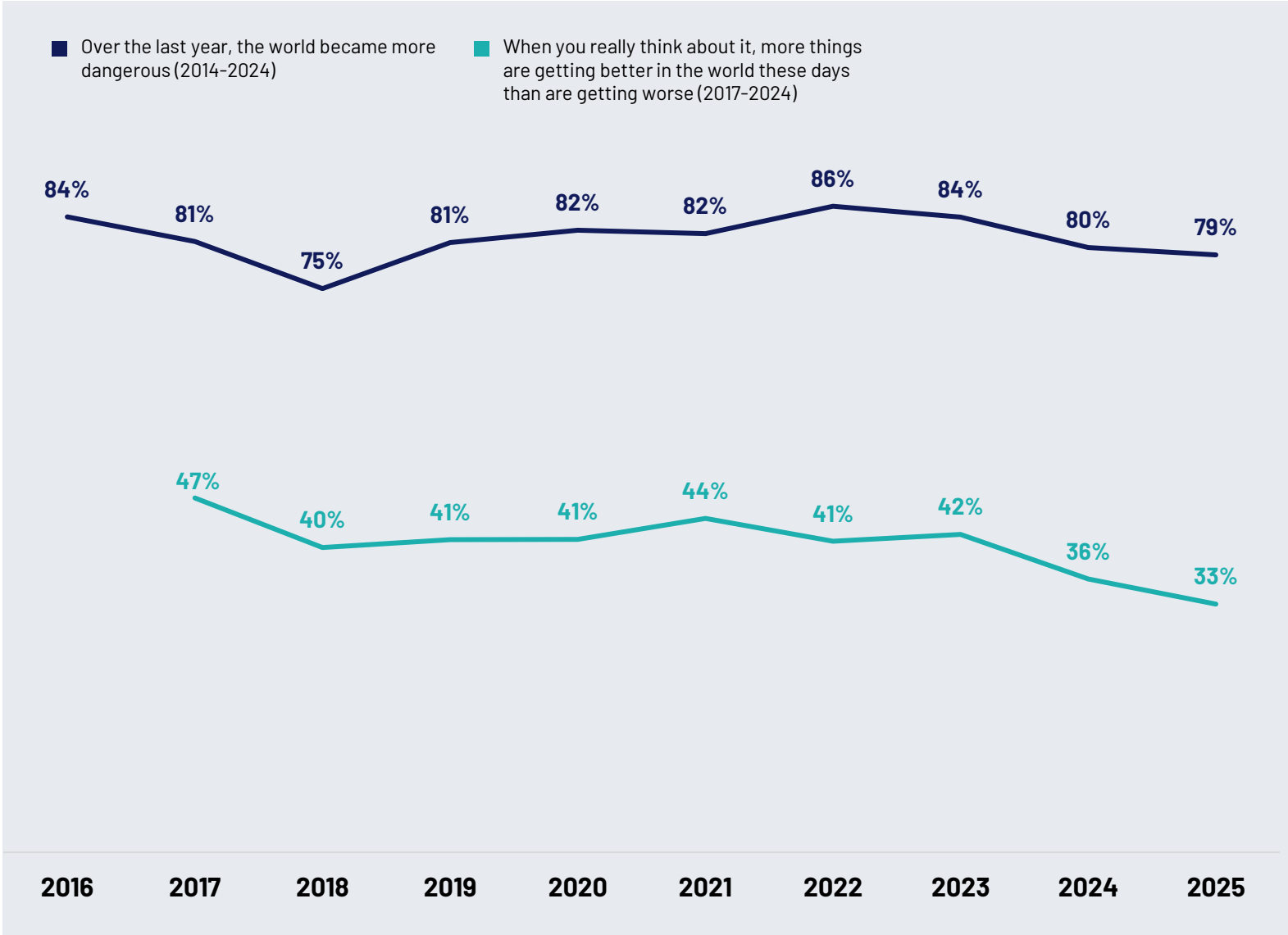
**Change for 20-country average is based on the countries which were in all editions of the Ipsos for the Halifax Security Forum report over the past decade.*

Attitudes about the state of the world over time

% somewhat/strongly agree
20-country average*

*Change for 20-country average is based on the countries which were in all editions of the Ipsos for the Halifax Security Forum report over the past decade.

Base: 18,077 online adults under the age of 75 across 20 countries, interviewed 19 September – 3 October 2025.



Global Threats Assessment

Citizens of 30 Countries Assess
Threats and Engagement in
International Affairs

Over the last year the world became more dangerous

Base: 23,586 online adults under the age of 75 across 30 countries, interviewed 19 September – 3 October 2025.

Country

30-country average

Netherlands
New Zealand
Great Britain
Germany
Singapore
Australia
France
Belgium
Colombia
South Korea
Peru

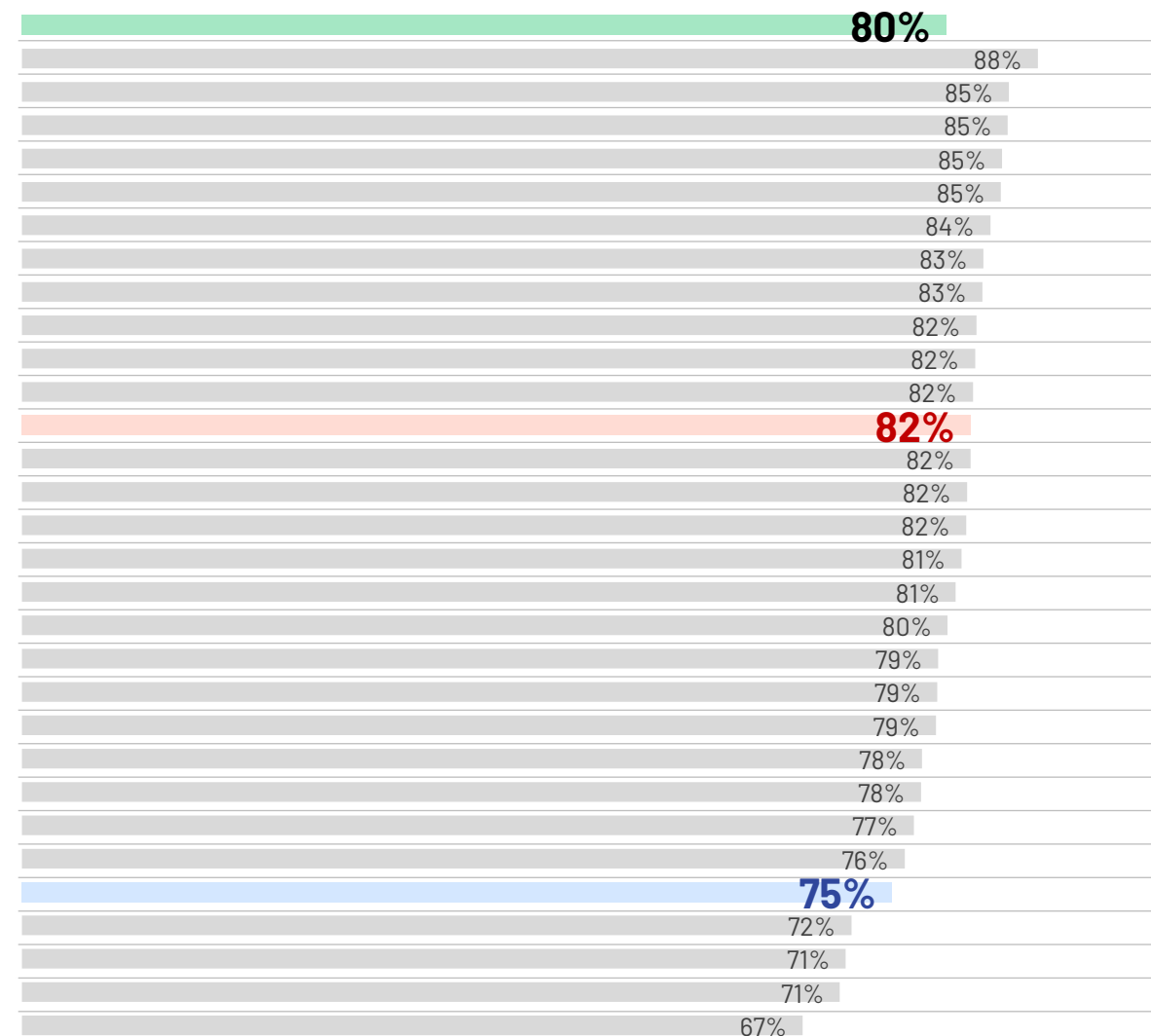
Canada

Mexico
Indonesia
Sweden
Chile
Poland
Hungary
Argentina
Spain
Ireland
Italy
South Africa
Thailand
Türkiye

United States

Brazil
Japan
Malaysia
India

% somewhat/strongly agree



Change 2024

0 pp
2 pp
2 pp
1 pp
3 pp
6 pp
4 pp
1 pp
0 pp
1 pp
-3 pp
-1 pp
0 pp
5 pp
1 pp
0 pp
0 pp
-2 pp
0 pp
-5 pp
-1 pp
-3 pp
-1 pp
-2 pp
3 pp
-6 pp
-6 pp
1 pp
-1 pp
-1 pp
-6 pp

When you really think about it, more things are getting better in the world these days than are getting worse

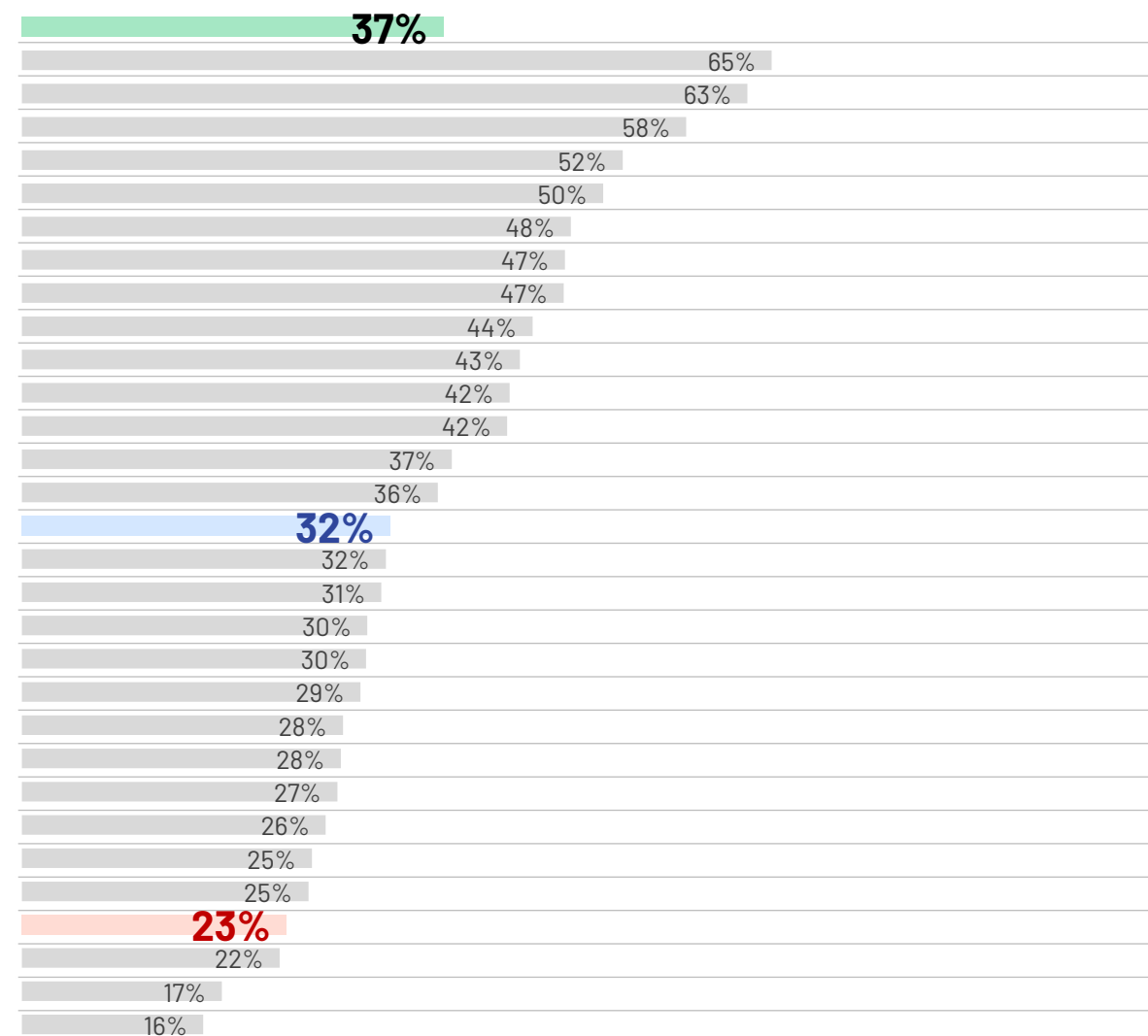
Base: 23,586 online adults under the age of 75 across 30 countries, interviewed 19 September – 3 October 2025.

Country

30-country average

India
Thailand
Malaysia
Peru
Mexico
South Korea
Brazil
Singapore
Chile
Colombia
Indonesia
South Africa
Argentina
Ireland
United States
Sweden
Poland
Australia
Great Britain
Hungary
Türkiye
Netherlands
Italy
Spain
Germany
New Zealand
Canada
Belgium
France
Japan

% somewhat/strongly agree



Change 2024

-3 pp
-3 pp
1 pp
-3 pp
0 pp
-3 pp
-1 pp
-1 pp
-8 pp
2 pp
-3 pp
-9 pp
-3 pp
-4 pp
-6 pp
1 pp
-5 pp
-6 pp
-4 pp
-3 pp
-3 pp
5 pp
-5 pp
-1 pp
-10 pp
-8 pp
-8 pp
-6 pp
-3 pp
-5 pp
-4 pp

Global threat assessment*

Q: How real do you feel the threat is of any of the following happening in the next twelve months – a very real threat, a somewhat real threat, not much of a real threat or not a real threat at all?

% very real threat/
somewhat real threat

20-country average

*Change for 20-country average is based on the countries which were in all editions of the Ipsos for the Halifax Security Forum report over the past decade.

Base: 18,077 online adults under the age of 75 across 20 countries, interviewed 19 September – 3 October 2025.

Global	2025	2024	2023	2022	2021	2020	2019	2018	2017	2016
Some person, organization, or country deliberately spreading disinformation to influence public opinion	76%	76%	n/a	n/a	n/a	n/a	n/a	n/a	n/a	n/a
<i>Change from previous year</i>	n/c	n/a	n/a	n/a	n/a	n/a	n/a	n/a	n/a	n/a
Being hacked for fraudulent or espionage purposes	76%	76%	72%	74%	75%	74%	75%	70%	75%	74%
<i>Change from previous year</i>	n/c	4 pp	-2 pp	-1 pp	1 pp	-1 pp	5 pp	-5 pp	1 pp	1 pp
Nuclear / chemical attack in the world	69%	71%	70%	74%	65%	66%	68%	63%	72%	68%
<i>Change from previous year</i>	-2 pp	1 pp	-4 pp	9 pp	-1 pp	-2 pp	5 pp	-9 pp	4 pp	3 pp
Terrorist attack in your country	65%	66%	62%	61%	61%	58%	65%	64%	71%	72%
<i>Change from previous year</i>	-1 pp	4 pp	1 pp	0 pp	3 pp	-7 pp	1 pp	-7 pp	-1 pp	4 pp
Major natural disaster in your country	65%	69%	68%	67%	68%	65%	65%	61%	62%	59%
<i>Change from previous year</i>	-4 pp	1 pp	1 pp	-1 pp	3 pp	n/c	4 pp	-1 pp	3 pp	1 pp
The personal safety and security for you or your family members being violated	60%	60%	61%	59%	58%	60%	60%	57%	62%	62%
<i>Change from previous year</i>	n/c	-1 pp	2 pp	1 pp	-2 pp	n/c	3 pp	-5 pp	0 pp	3 pp
An artificial intelligence(AI)-based defense system becoming a threat to humanity by breaking free of human control	59%	58%	57%	n/a	n/a	n/a	n/a	n/a	n/a	n/a
<i>Change from previous year</i>	1 pp	1 pp	n/a	n/a	n/a	n/a	n/a	n/a	n/a	n/a
A violent conflict breaking out between ethnic or minority groups in your country	59%	58%	59%	58%	59%	60%	60%	57%	61%	61%
<i>Change from previous year</i>	1 pp	-1 pp	1 pp	-1 pp	-1 pp	0 pp	3 pp	-4 pp	0 pp	1 pp
Major health epidemic in your country	58%	60%	60%	61%	71%	79%	51%	49%	51%	50%
<i>Change from previous year</i>	-2 pp	n/c	-1 pp	-10 pp	-8 pp	28 pp	2 pp	-2 pp	1 pp	-1 pp
Your country entering armed conflict with another country	53%	52%	52%	51%	45%	44%	48%	46%	53%	53%
<i>Change from previous year</i>	1 pp	n/c	1 pp	6 pp	1 pp	-4 pp	2 pp	-7 pp	0 pp	0 pp

Canada threat assessment

Q: How real do you feel the threat is of any of the following happening in the next twelve months – a very real threat, a somewhat real threat, not much of a real threat or not a real threat at all?

% very real threat/
somewhat real threat)

*Change for 20-country average is based on the countries which were in all editions of the Ipsos for the Halifax Security Forum report over the past decade.

Base: 18,077 online adults under the age of 75 across 20 countries, interviewed 19 September – 3 October 2025.

Canada	2025	2024	2023	2022	2021	2020	2019	2018	2017	2016
Some person, organization, or country deliberately spreading disinformation to influence public opinion	79%	77%	n/a	n/a	n/a	n/a	n/a	n/a	n/a	n/a
<i>Change from previous year</i>	2 pp	n/a	n/a	n/a	n/a	n/a	n/a	n/a	n/a	n/a
Being hacked for fraudulent or espionage purposes	79%	78%	74%	74%	75%	74%	75%	70%	74%	73%
<i>Change from previous year</i>	1 pp	4 pp	n/c	-1 pp	1 pp	-1 pp	5 pp	-4 pp	1 pp	1 pp
Nuclear / chemical attack in the world	70%	74%	71%	75%	66%	67%	68%	63%	71%	66%
<i>Change from previous year</i>	-4 pp	3 pp	-4 pp	9 pp	-1 pp	-1 pp	5 pp	-8 pp	5 pp	2 pp
Major natural disaster in your country	64%	68%	70%	66%	69%	65%	66%	62%	63%	59%
<i>Change from previous year</i>	-4 pp	-2 pp	4 pp	-3 pp	4 pp	-1 pp	4 pp	-1 pp	4 pp	1 pp
Terrorist attack in your country	61%	66%	63%	61%	62%	58%	65%	64%	72%	71%
<i>Change from previous year</i>	-5 pp	3 pp	2 pp	-1 pp	4 pp	-7 pp	1 pp	-8 pp	1 pp	2 pp
Major health epidemic in your country	60%	63%	63%	60%	70%	78%	51%	49%	53%	51%
<i>Change from previous year</i>	-3 pp	n/c	3 pp	-10 pp	-8 pp	27 pp	2 pp	-4 pp	2 pp	-1 pp
An AI-based defense system becoming a threat to humanity by breaking free of human control	60%	56%	59%	n/a	n/a	n/a	n/a	n/a	n/a	n/a
<i>Change from previous year</i>	4 pp	-3 pp	n/a	n/a	n/a	n/a	n/a	n/a	n/a	n/a
A violent conflict breaking out between ethnic or minority groups in your country	57%	57%	60%	59%	60%	61%	60%	57%	60%	60%
<i>Change from previous year</i>	n/c	-3 pp	1 pp	-1 pp	-1 pp	1 pp	3 pp	-3 pp	n/c	n/c
The personal safety and security for you or your family members being violated	53%	55%	63%	61%	60%	61%	61%	58%	62%	61%
<i>Change from previous year</i>	-2 pp	-8 pp	2 pp	1 pp	-1 pp	n/c	3 pp	-4 pp	1 pp	1 pp
Your country entering armed conflict with another country	46%	49%	49%	50%	46%	43%	48%	48%	53%	54%
<i>Change from previous year</i>	-3 pp	n/c	-1 pp	4 pp	3 pp	-5 pp	n/c	-5 pp	-1 pp	n/c

United States threat assessment

Q: How real do you feel the threat is of any of the following happening in the next twelve months – a very real threat, a somewhat real threat, not much of a real threat or not a real threat at all?

(% very real threat/
somewhat real threat)

*Change for 20-country average is based on the countries which were in all editions of the Ipsos for the Halifax Security Forum report over the past decade.

Base: 18,077 online adults under the age of 75 across 20 countries, interviewed 19 September – 3 October 2025.

U.S.	2025	2024	2023	2022	2021	2020	2019	2018	2017	2016
Major natural disaster in your country	83%	85%	84%	83%	85%	87%	87%	73%	90%	85%
Change from previous year	-2 pp	1 pp	1 pp	-2 pp	-2 pp	n/c	14 pp	-17 pp	5 pp	n/c
Terrorist attack in your country	83%	82%	81%	77%	79%	74%	84%	82%	90%	91%
Change from previous year	1 pp	1 pp	4 pp	-2 pp	5 pp	-10 pp	2 pp	-8 pp	-1 pp	10 pp
Being hacked for fraudulent or espionage purposes	82%	84%	79%	81%	83%	81%	82%	80%	88%	87%
Change from previous year	-2 pp	5 pp	-2 pp	-2 pp	2 pp	-1 pp	2 pp	-8 pp	1 pp	2 pp
Some person, organization, or country deliberately spreading disinformation to influence public opinion	82%	88%	n/a	n/a	n/a	n/a	n/a	n/a	n/a	n/a
Change from previous year	-6 pp	n/a	n/a	n/a	n/a	n/a	n/a	n/a	n/a	n/a
Your country entering armed conflict with another country	79%	77%	77%	74%	74%	73%	79%	71%	87%	86%
Change from previous year	2 pp	n/c	3 pp	n/c	1 pp	-6 pp	8 pp	-16 pp	1 pp	5 pp
Nuclear / chemical attack in the world	76%	78%	78%	77%	71%	68%	73%	70%	84%	78%
Change from previous year	-2 pp	n/c	1 pp	6 pp	3 pp	-5 pp	3 pp	-14 pp	6 pp	6 pp
Major health epidemic in your country	74%	74%	74%	74%	82%	87%	66%	60%	67%	71%
Change from previous year	n/c	n/c	n/c	-8 pp	-5 pp	21 pp	6 pp	-7 pp	-4 pp	7 pp
A violent conflict breaking out between ethnic or minority groups in your country	71%	68%	73%	72%	75%	84%	72%	72%	82%	85%
Change from previous year	3 pp	-5 pp	1 pp	-3 pp	-9 pp	12 pp	n/c	-10 pp	-3 pp	11 pp
The personal safety and security for you or your family members being violated	69%	65%	67%	64%	67%	61%	66%	61%	70%	72%
Change from previous year	4 pp	-2 pp	3 pp	-3 pp	6 pp	-5 pp	5 pp	-9 pp	-2 pp	6 pp
An AI-based defense system becoming a threat to humanity by breaking free of human control	64%	60%	64%	n/a	n/a	n/a	n/a	n/a	n/a	n/a
Change from previous year	4 pp	-4 pp	n/a	n/a	n/a	n/a	n/a	n/a	n/a	n/a

Being hacked for fraudulent or espionage purposes

Q: How real do you feel the threat is of some person, organization or country hacking into either your public, private or personal information system for fraudulent or espionage purposes in the next twelve months?

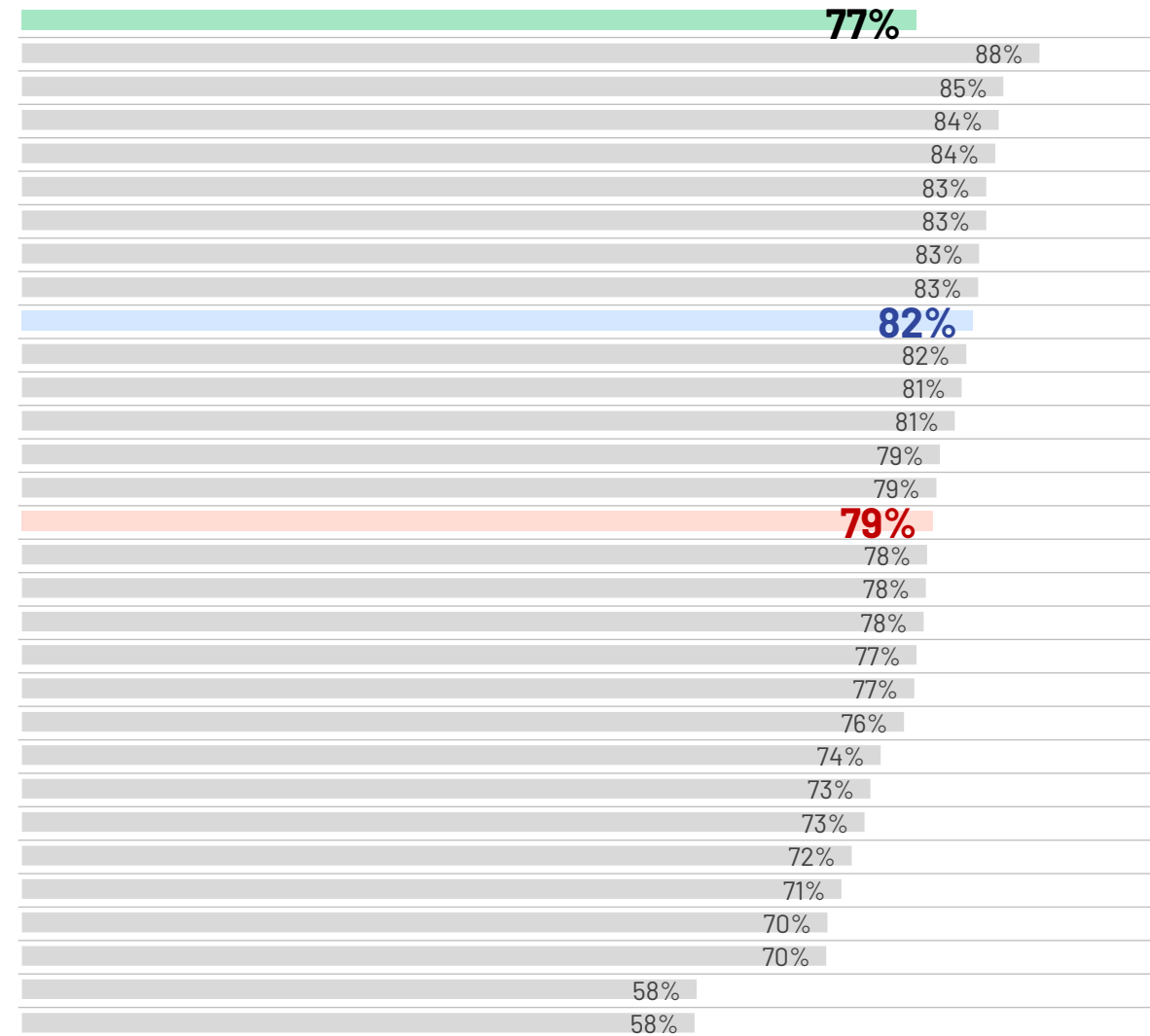
Base: 23,586 online adults under the age of 75 across 30 countries, interviewed 19 September – 3 October 2025.

Country

30-country average

Thailand
Indonesia
Great Britain
Singapore
Spain
Sweden
South Africa
Netherlands
United States
Türkiye
Australia
France
Germany
New Zealand
Canada
South Korea
Ireland
Belgium
Poland
Colombia
Malaysia
Peru
Japan
Chile
Italy
Mexico
Brazil
Argentina
Hungary
India

% a very/somewhat a real threat



Change 2024

1 pp
3 pp
5 pp
8 pp
4 pp
3 pp
6 pp
1 pp
5 pp
-2 pp
-3 pp
1 pp
2 pp
9 pp
-1 pp
1 pp
1 pp
4 pp
-2 pp
-4 pp
2 pp
1 pp
7 pp
0 pp
-2 pp
5 pp
-4 pp
-1 pp
-5 pp
3 pp
-15 pp

Some person, organisation/ organization, or country deliberately spreads disinformation to influence public opinion

Q: How real do you feel the threat is of some person, organisation/ organization, or country deliberately spreading disinformation to influence public opinion in the next twelve months?

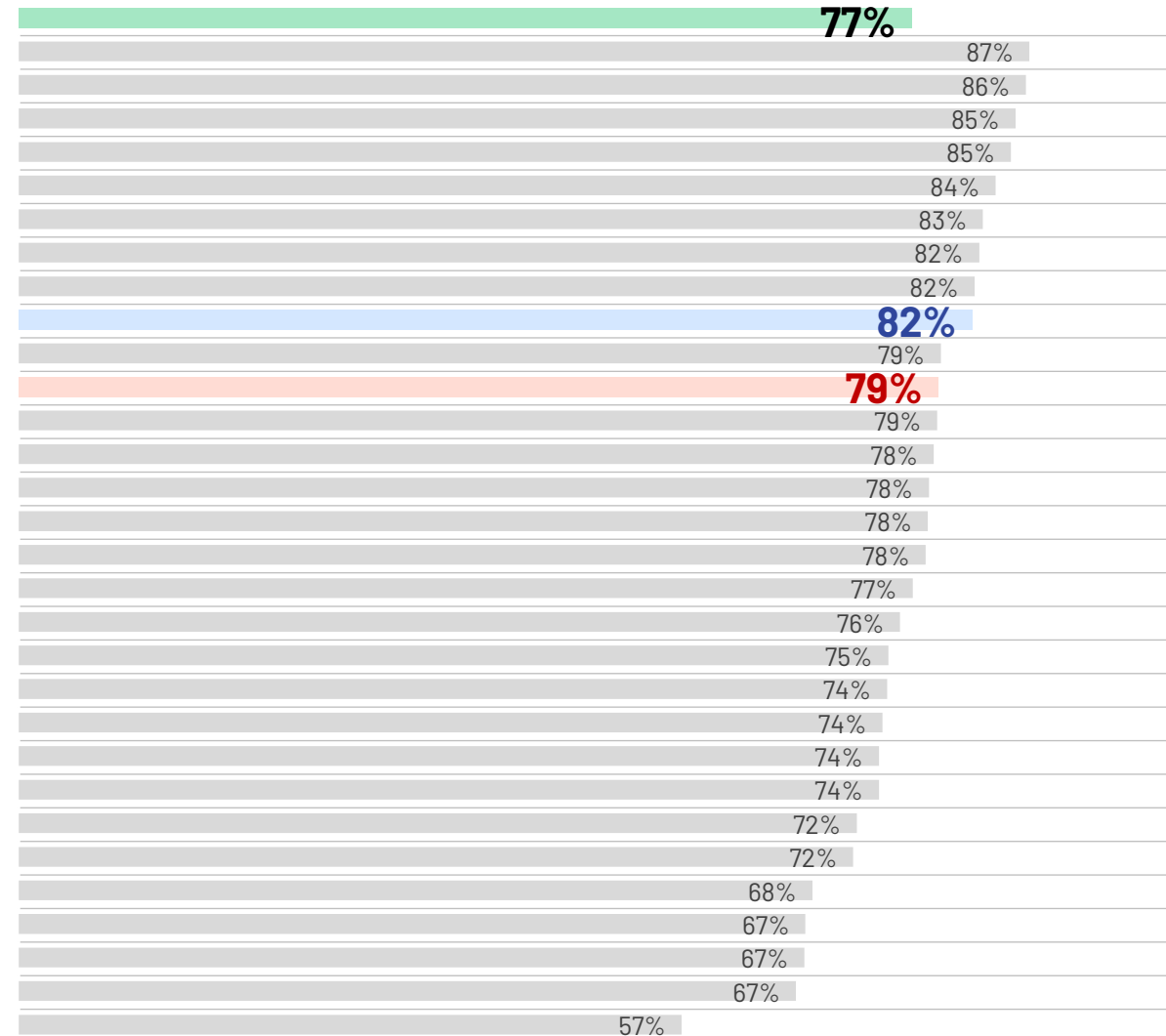
Base: 23,586 online adults under the age of 75 across 30 countries, interviewed 19 September – 3 October 2025.

Country

30-country average

Thailand
Netherlands
Great Britain
Indonesia
Sweden
France
Germany
Poland
United States
South Africa
Canada
Spain
South Korea
Colombia
Australia
New Zealand
Singapore
Belgium
Brazil
Italy
Japan
Türkiye
Ireland
Hungary
Malaysia
Mexico
Chile
Peru
Argentina
India

% A very/somewhat a real threat



Change 2024

1 pp
2 pp
3 pp
4 pp
3 pp
2 pp
-4 pp
4 pp
1 pp
-6 pp
1 pp
2 pp
2 pp
-3 pp
6 pp
2 pp
3 pp
4 pp
1 pp
3 pp
2 pp
2 pp
-6 pp
1 pp
3 pp
3 pp
1 pp
-2 pp
-2 pp
-1 pp
-16 pp

A nuclear, biological or chemical attack taking place somewhere in the world

Q: How real do you feel the threat is of a nuclear, biological or chemical attack taking place somewhere in the world in the next twelve months?

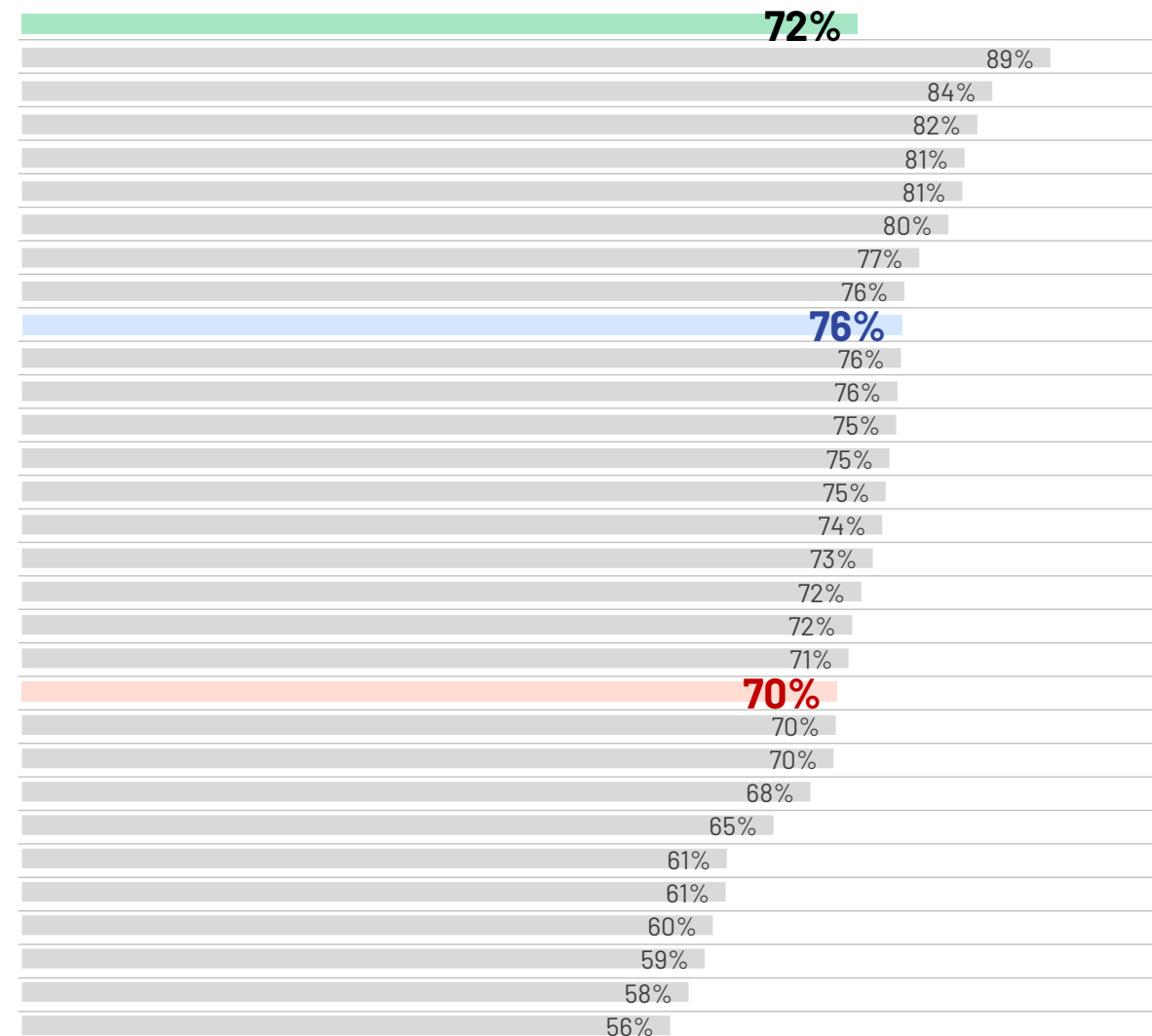
Base: 23,586 online adults under the age of 75 across 30 countries, interviewed 19 September – 3 October 2025.

Country

30-country average

Thailand
Singapore
South Africa
Colombia
Türkiye
Great Britain
New Zealand
Australia
United States
Japan
Ireland
Peru
Chile
Indonesia
Sweden
Mexico
Spain
Malaysia
Netherlands
Canada
Germany
Hungary
Argentina
Brazil
India
Belgium
Poland
Italy
South Korea
France

% A very/somewhat a real threat



Change 2024

0 pp
3 pp
4 pp
2 pp
3 pp
-3 pp
8 pp
-1 pp
1 pp
-2 pp
-2 pp
0 pp
1 pp
3 pp
0 pp
3 pp
3 pp
-1 pp
2 pp
3 pp
-4 pp
1 pp
0 pp
-5 pp
-2 pp
-11 pp
-5 pp
-1 pp
-5 pp
-3 pp
-2 pp

A major natural disaster occurring

Q: How real do you feel the threat is of a major natural disaster occurring in [country] in the next twelve months?

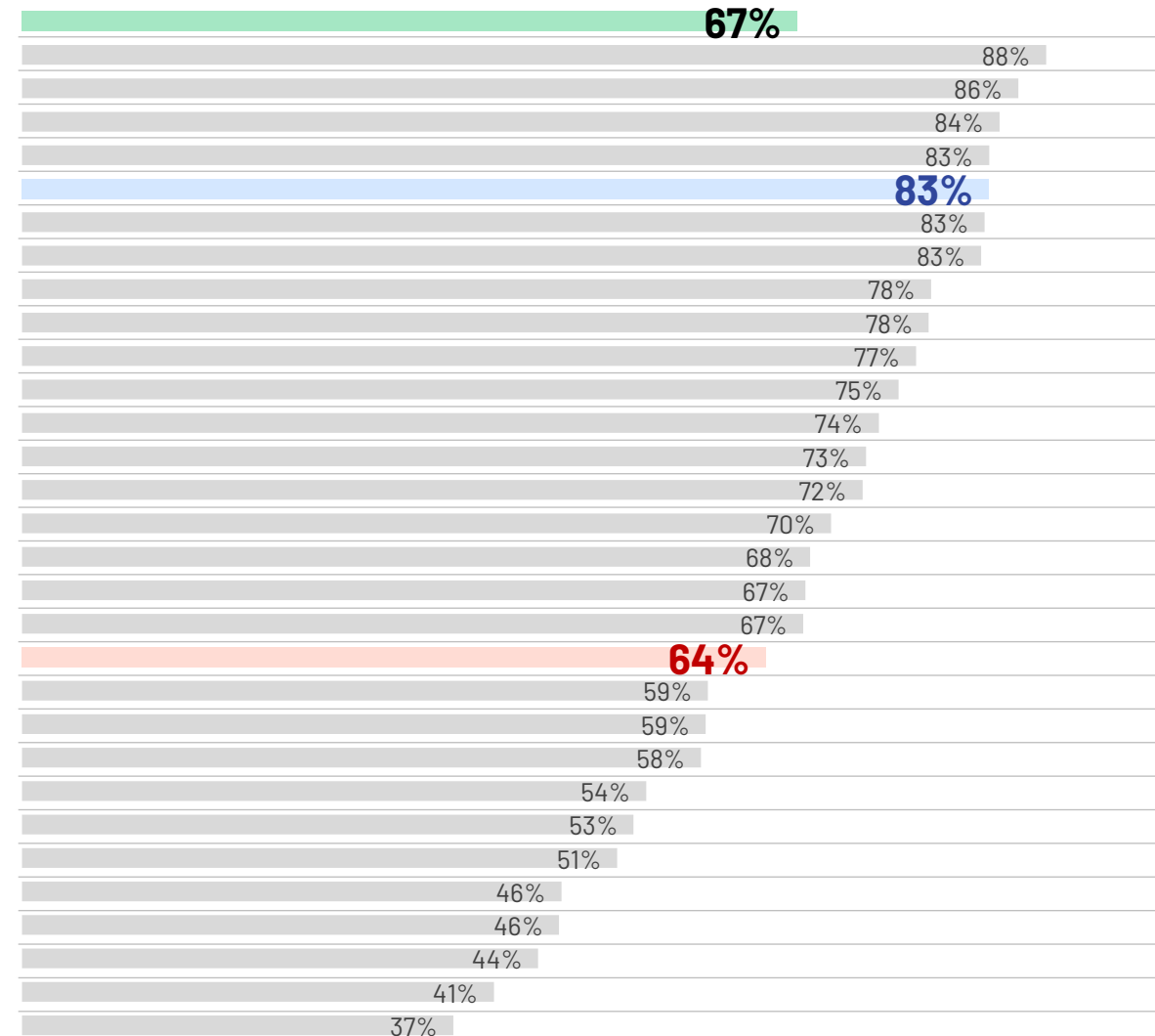
Base: 23,586 online adults under the age of 75 across 30 countries, interviewed 19 September – 3 October 2025.

Country

30-country average

Thailand
Japan
New Zealand
Indonesia
United States
Türkiye
Chile
Colombia
Peru
Mexico
Spain
Australia
Italy
South Korea
Malaysia
France
South Africa
Brazil
Canada
India
Germany
Poland
Argentina
Singapore
Great Britain
Ireland
Belgium
Netherlands
Hungary
Sweden

% a very/somewhat a real threat



Change 2024

-3 pp
3 pp
1 pp
0 pp
-2 pp
-2 pp
-2 pp
1 pp
0 pp
-5 pp
-6 pp
16 pp
-1 pp
-1 pp
1 pp
3 pp
1 pp
-7 pp
-8 pp
-4 pp
-11 pp
-9 pp
-16 pp
-13 pp
-3 pp
-4 pp
-1 pp
-18 pp
-10 pp
-7 pp
-2 pp

A terrorist attack taking place

Q: How real do you feel the threat is of a terrorist attack taking place in [country] in the next twelve months?

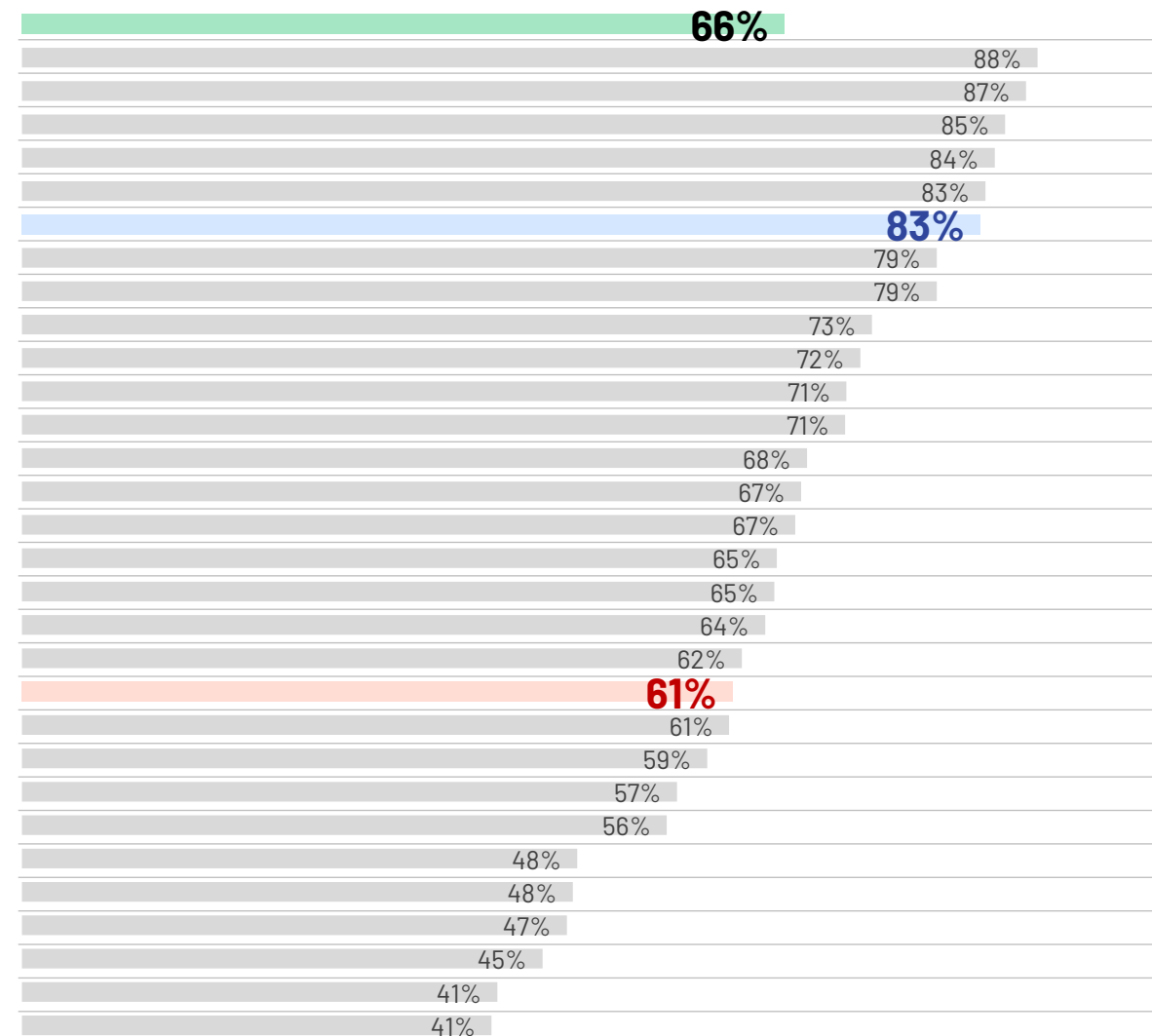
Base: 23,586 online adults under the age of 75 across 30 countries, interviewed 19 September – 3 October 2025.

Country

30-country average

Germany
Great Britain
Thailand
Türkiye
France
United States
Netherlands
Sweden
Belgium
Colombia
Singapore
Australia
Japan
Spain
Indonesia
South Africa
Peru
New Zealand
India
Canada
Poland
Ireland
Malaysia
Italy
South Korea
Chile
Mexico
Brazil
Argentina
Hungary

% a very/somewhat a real threat



Change 2024

0 pp
5 pp
5 pp
3 pp
-3 pp
-1 pp
1 pp
-4 pp
2 pp
-7 pp
3 pp
0 pp
0 pp
3 pp
0 pp
-1 pp
-2 pp
3 pp
2 pp
-9 pp
-5 pp
10 pp
-1 pp
-3 pp
-3 pp
2 pp
2 pp
1 pp
3 pp
-4 pp
0 pp

The personal safety and security for you and your family members being violated

Q: How real do you feel the threat is of the personal safety and security for you or your family members being violated in the next twelve months?

Base: 23,586 online adults under the age of 75 across 30 countries, interviewed 19 September – 3 October 2025.

Country

30-country average

Türkiye

South Africa

Thailand

Peru

Colombia

United States

Mexico

Chile

Japan

Malaysia

Indonesia

Singapore

Great Britain

Netherlands

Brazil

India

Australia

Belgium

Argentina

Ireland

Germany

Spain

Sweden

South Korea

Italy

New Zealand

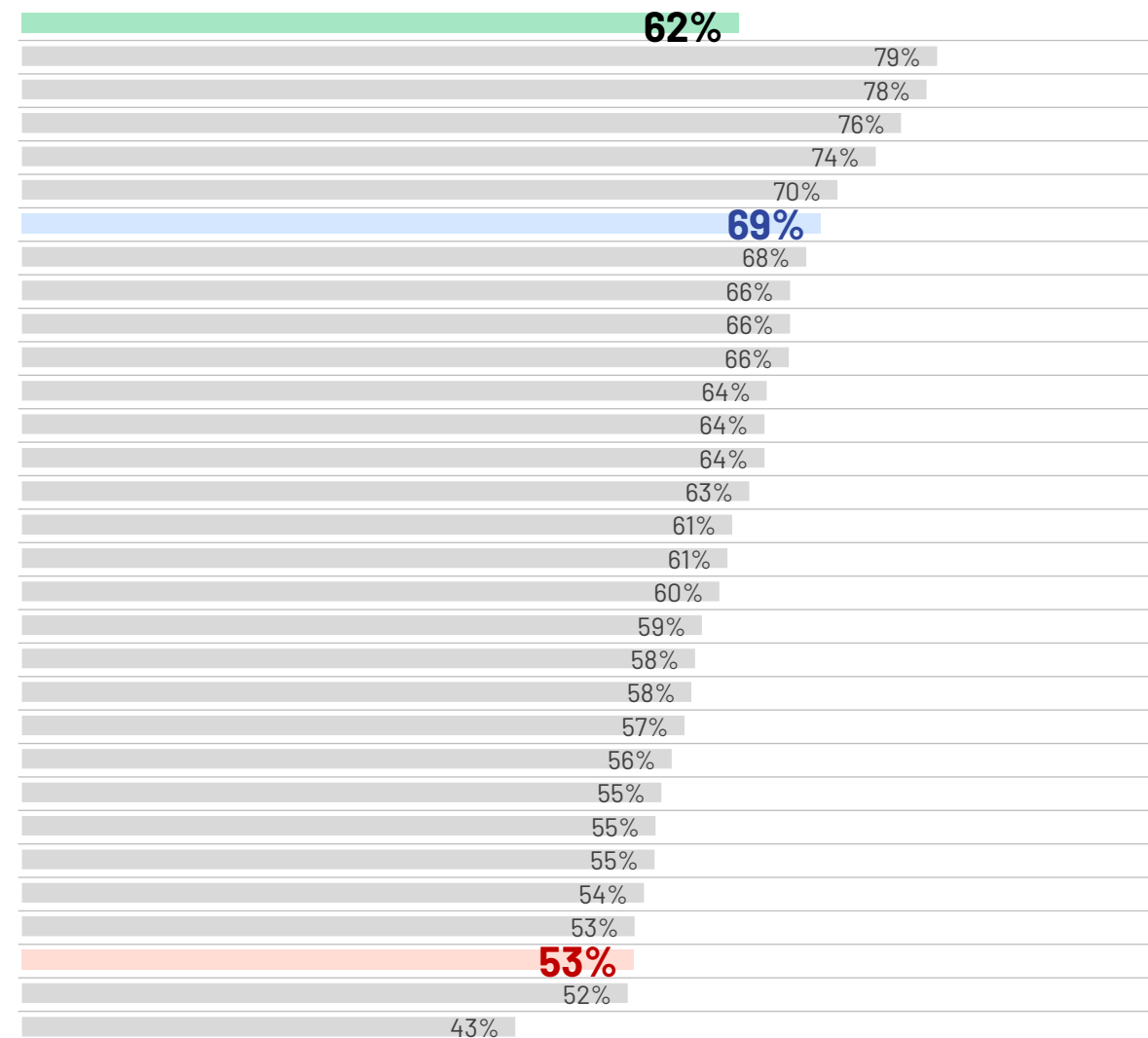
France

Canada

Poland

Hungary

% a very/somewhat a real threat



Change 2024

0 pp
-2 pp
-1 pp
-3 pp
-3 pp
5 pp
4 pp
1 pp
-4 pp
3 pp
3 pp
1 pp
-1 pp
11 pp
2 pp
2 pp
-10 pp
-1 pp
1 pp
-6 pp
2 pp
0 pp
-1 pp
6 pp
0 pp
3 pp
0 pp
-4 pp
-2 pp
4 pp
2 pp

An AI-based defense system becoming a threat to humanity by breaking free of human control

Q: How real do you feel the threat is of an AI-based defense system becoming a threat to humanity by breaking free of human control?

Base: 23,586 online adults under the age of 75 across 30 countries, interviewed 19 September – 3 October 2025.

Country

30-country average

Indonesia

South Africa

Thailand

Singapore

Colombia

Türkiye

Peru

Malaysia

Mexico

United States

Australia

Chile

Ireland

Belgium

Brazil

Great Britain

Canada

South Korea

Argentina

New Zealand

Hungary

Netherlands

Japan

India

France

Spain

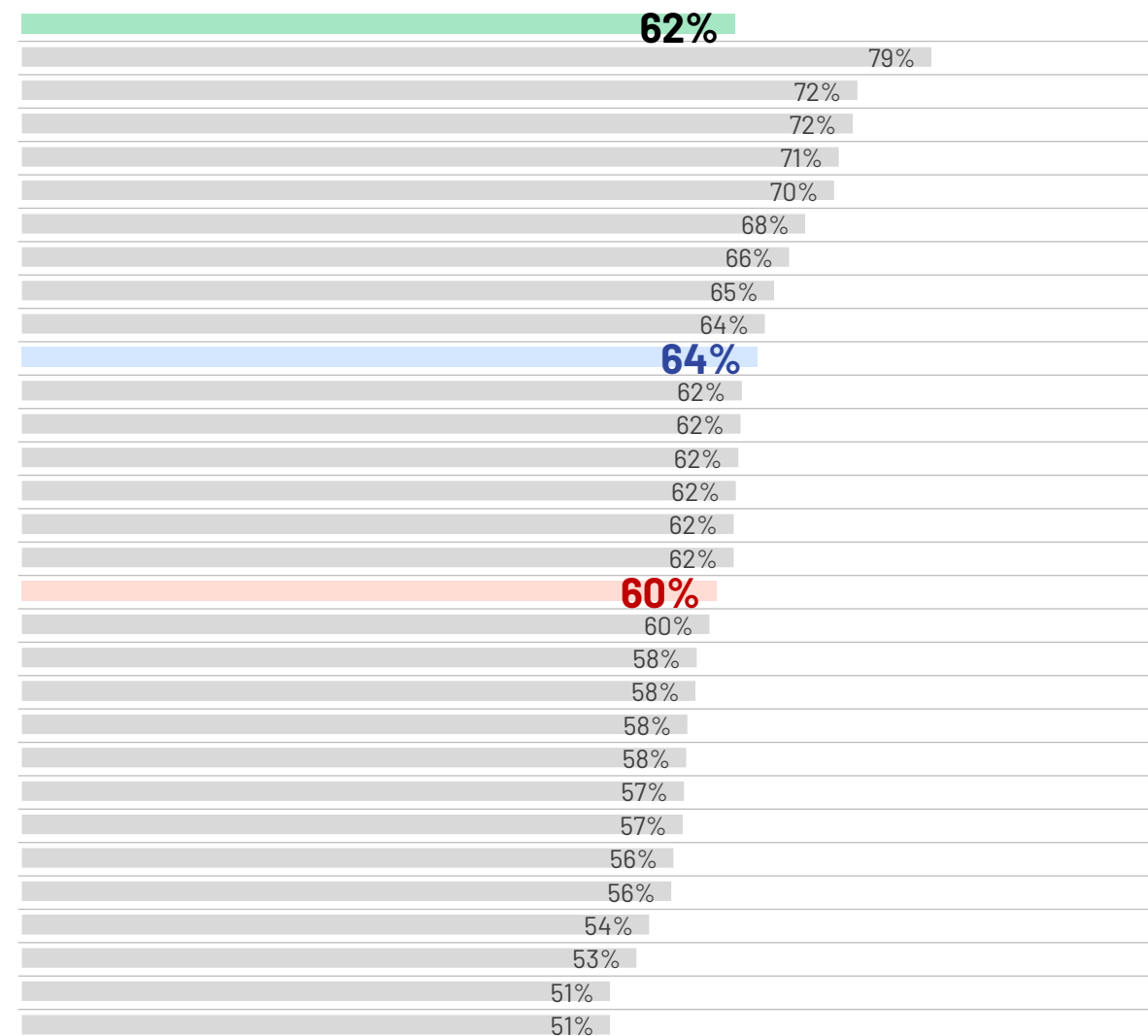
Italy

Poland

Germany

Sweden

% a very/somewhat a real threat



Change 2024

2 pp

2 pp

5 pp

2 pp

5 pp

-3 pp

-6 pp

5 pp

-1 pp

4 pp

4 pp

3 pp

0 pp

3 pp

1 pp

5 pp

7 pp

4 pp

6 pp

4 pp

5 pp

6 pp

3 pp

-1 pp

-15 pp

-3 pp

2 pp

2 pp

-4 pp

2 pp

5 pp

A violent conflict breaking out between ethnic or minority groups

Q: How real do you feel the threat is of a violent conflict breaking out between ethnic or minority groups in [country] in the next twelve months?

Base: 23,586 online adults under the age of 75 across 30 countries, interviewed 19 September – 3 October 2025.

Country

30-country average

Great Britain

South Africa

Thailand

Türkiye

Indonesia

United States

Australia

Ireland

Netherlands

Germany

Spain

France

South Korea

Singapore

Colombia

Malaysia

Peru

Canada

Japan

Chile

India

Mexico

New Zealand

Brazil

Belgium

Sweden

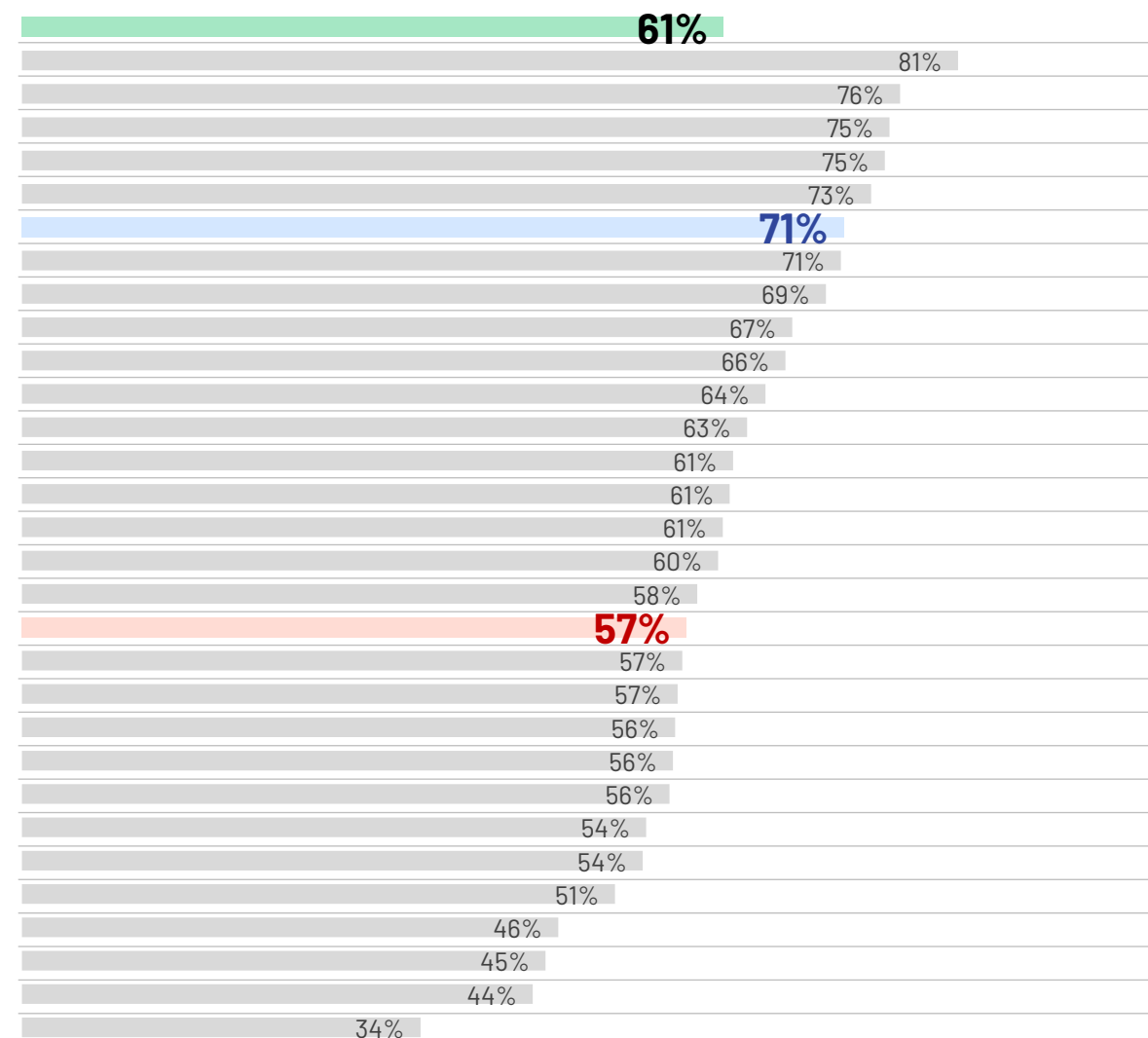
Hungary

Italy

Poland

Argentina

% a very/somewhat a real threat



Change 2024

1 pp

12 pp

5 pp

-3 pp

-6 pp

3 pp

3 pp

4 pp

-1 pp

9 pp

1 pp

6 pp

-4 pp

8 pp

-2 pp

-1 pp

-2 pp

0 pp

0 pp

5 pp

0 pp

-15 pp

-5 pp

2 pp

1 pp

6 pp

-5 pp

5 pp

1 pp

3 pp

-7 pp

A major health epidemic breaking out

Q: How real do you feel the threat is of a major health epidemic breaking out in [country] in the next twelve months?

Base: 23,586 online adults under the age of 75 across 30 countries, interviewed 19 September – 3 October 2025.

Country

30-country average

Thailand

United States

Türkiye

South Africa

Singapore

Peru

Great Britain

Malaysia

New Zealand

Mexico

Japan

Indonesia

Australia

Brazil

Colombia

Ireland

Canada

Chile

Spain

India

South Korea

Argentina

Netherlands

France

Poland

Germany

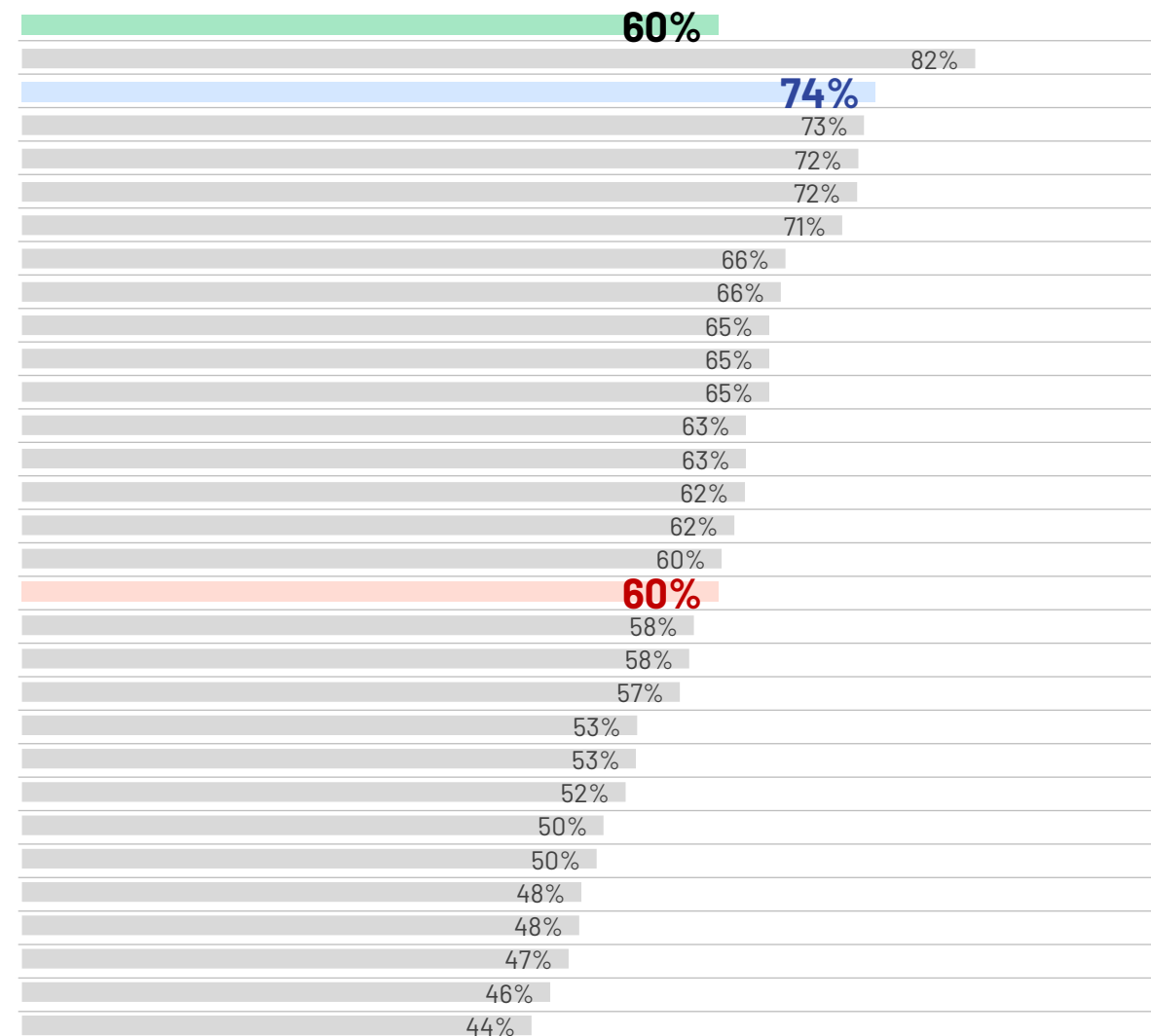
Belgium

Hungary

Italy

Sweden

% a very/somewhat a real threat



Change 2024

-2 pp

-2 pp

0 pp

-3 pp

-2 pp

2 pp

-5 pp

0 pp

-4 pp

-3 pp

-1 pp

0 pp

-7 pp

2 pp

-1 pp

0 pp

-1 pp

-3 pp

-1 pp

6 pp

-14 pp

0 pp

-9 pp

-2 pp

-6 pp

-3 pp

1 pp

-5 pp

-1 pp

0 pp

3 pp

Country being involved in an armed conflict with another nation

Q: How real do you feel the threat is of [country] being involved in an armed conflict with another nation in the next twelve months?

Base: 23,586 online adults under the age of 75 across 30 countries, interviewed 19 September – 3 October 2025.

Country

30-country average

Thailand

United States

Türkiye

Great Britain

Japan

Germany

South Africa

France

Poland

Australia

Singapore

Colombia

India

Netherlands

Indonesia

Malaysia

South Korea

Spain

Italy

Belgium

Canada

Brazil

Peru

Ireland

New Zealand

Sweden

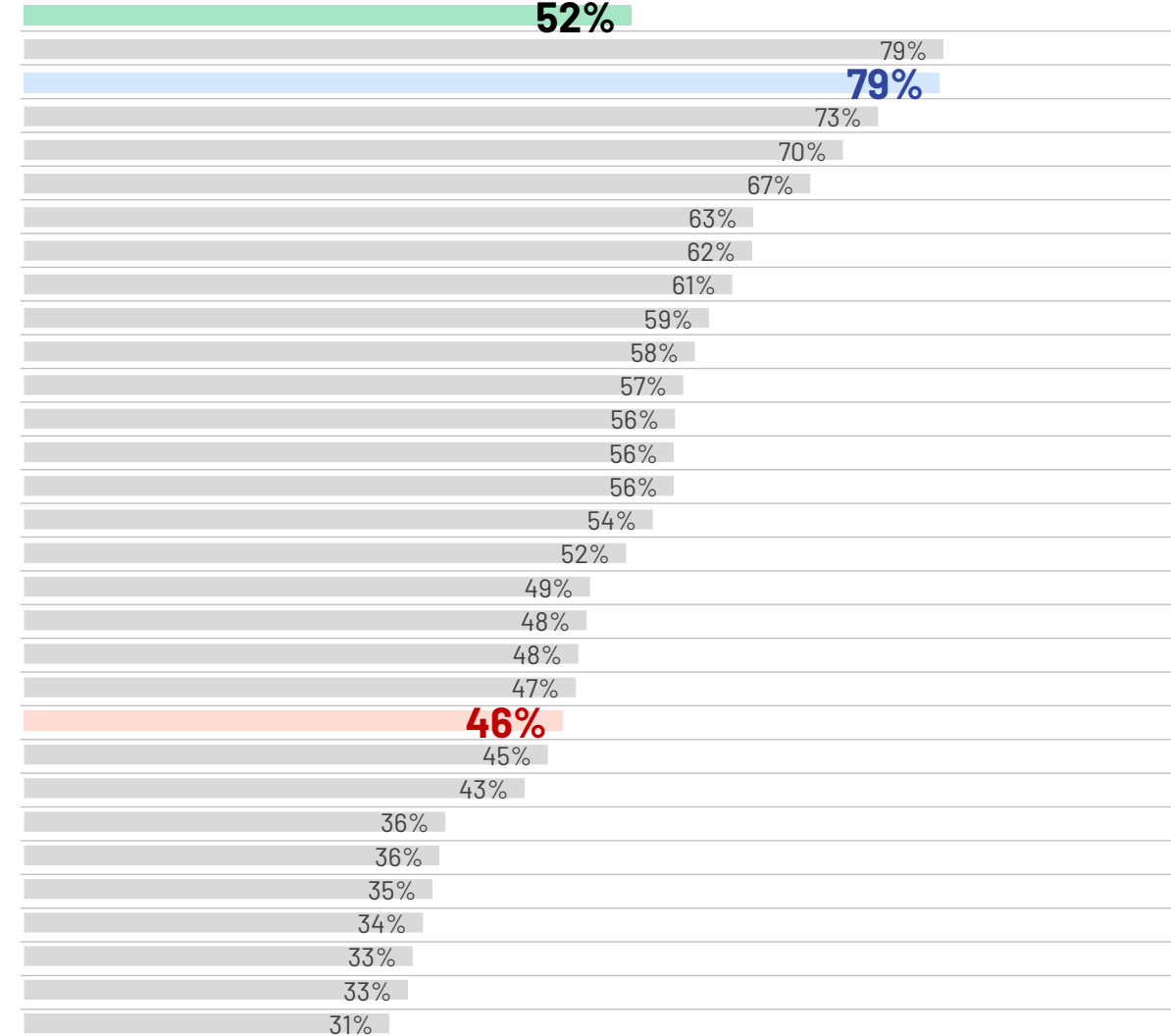
Mexico

Argentina

Hungary

Chile

% A very/somewhat a real threat



Change 2024

2 pp
-2 pp
2 pp
-8 pp
10 pp
-1 pp
12 pp
5 pp
3 pp
8 pp
1 pp
-2 pp
10 pp
-14 pp
16 pp
-1 pp
2 pp
1 pp
0 pp
2 pp
3 pp
-3 pp
6 pp
5 pp
0 pp
2 pp
1 pp
-2 pp
-1 pp
6 pp
-2 pp

Confidence in Response to Threats

Citizens of 30 Countries Assess
Threats and Engagement in
International Affairs



Confidence in Government Response: Major Natural Disaster

Q: If a major natural disaster occurs in [country] in the next twelve months, how confident are you that the appropriate levels of security and protection could be provided by your government or its agencies could respond effectively?

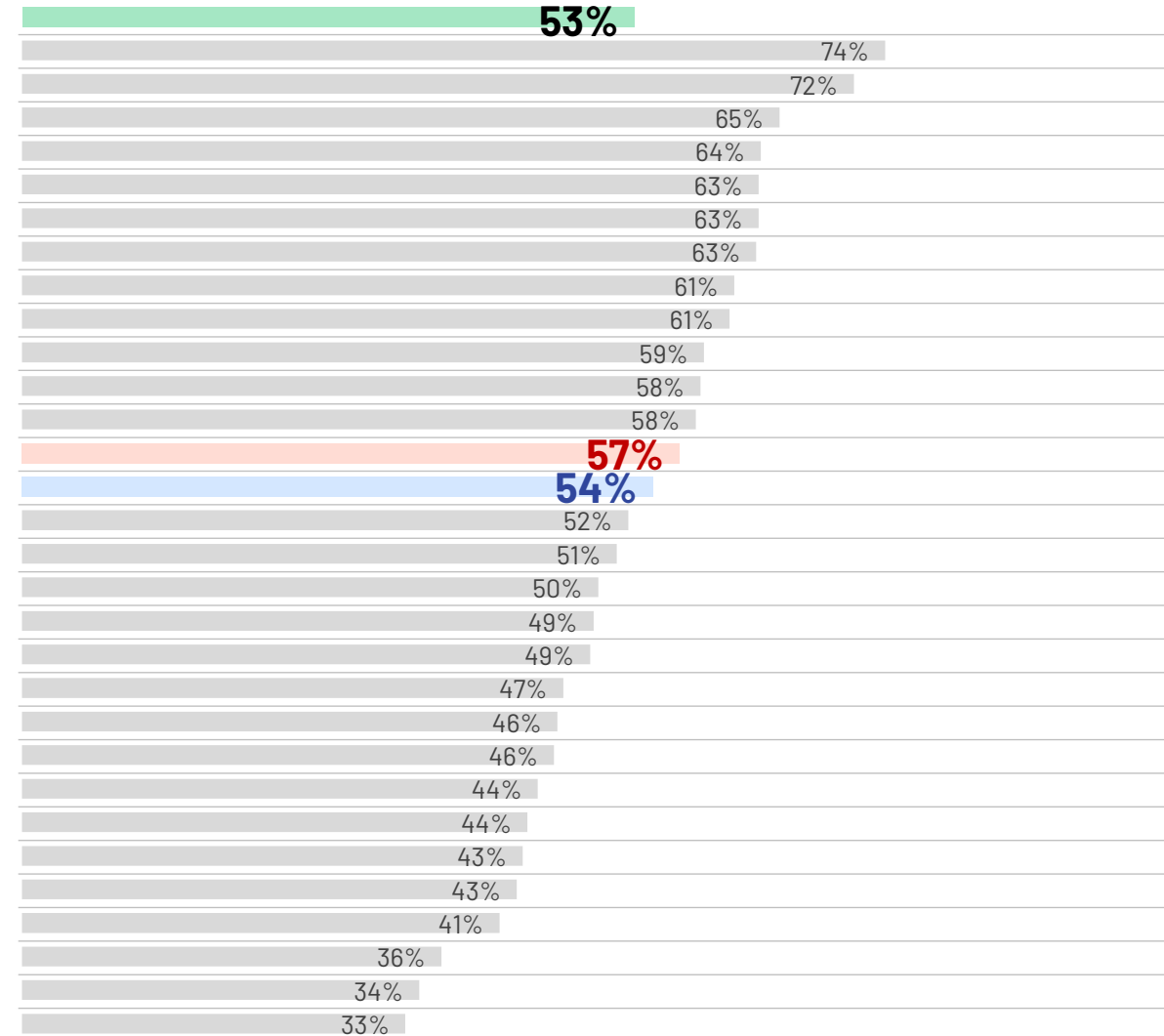
Base: 23,586 online adults under the age of 75 across 30 countries, interviewed 19 September – 3 October 2025.

Country

30-country average

Indonesia
India
Netherlands
New Zealand
Australia
Malaysia
Chile
Japan
Sweden
South Korea
Thailand
Singapore
Canada
United States
Mexico
Poland
Belgium
Great Britain
South Africa
Türkiye
Brazil
Germany
Colombia
Ireland
Spain
France
Argentina
Italy
Peru
Hungary

% very/somewhat confident



Change 2024

-1 pp
-3 pp
5 pp
0 pp
4 pp
-1 pp
-1 pp
4 pp
4 pp
-1 pp
5 pp
5 pp
-1 pp
4 pp
-6 pp
-7 pp
-5 pp
1 pp
0 pp
-3 pp
0 pp
0 pp
-4 pp
-4 pp
-5 pp
-7 pp
0 pp
-4 pp
1 pp
-4 pp
-7 pp

Confidence in Government Response: Major Health Epidemic

Q: If a major health epidemic breaks out in [country] in the next twelve months, how confident are you that the appropriate levels of security and protection could be provided by your government or its agencies could respond effectively?

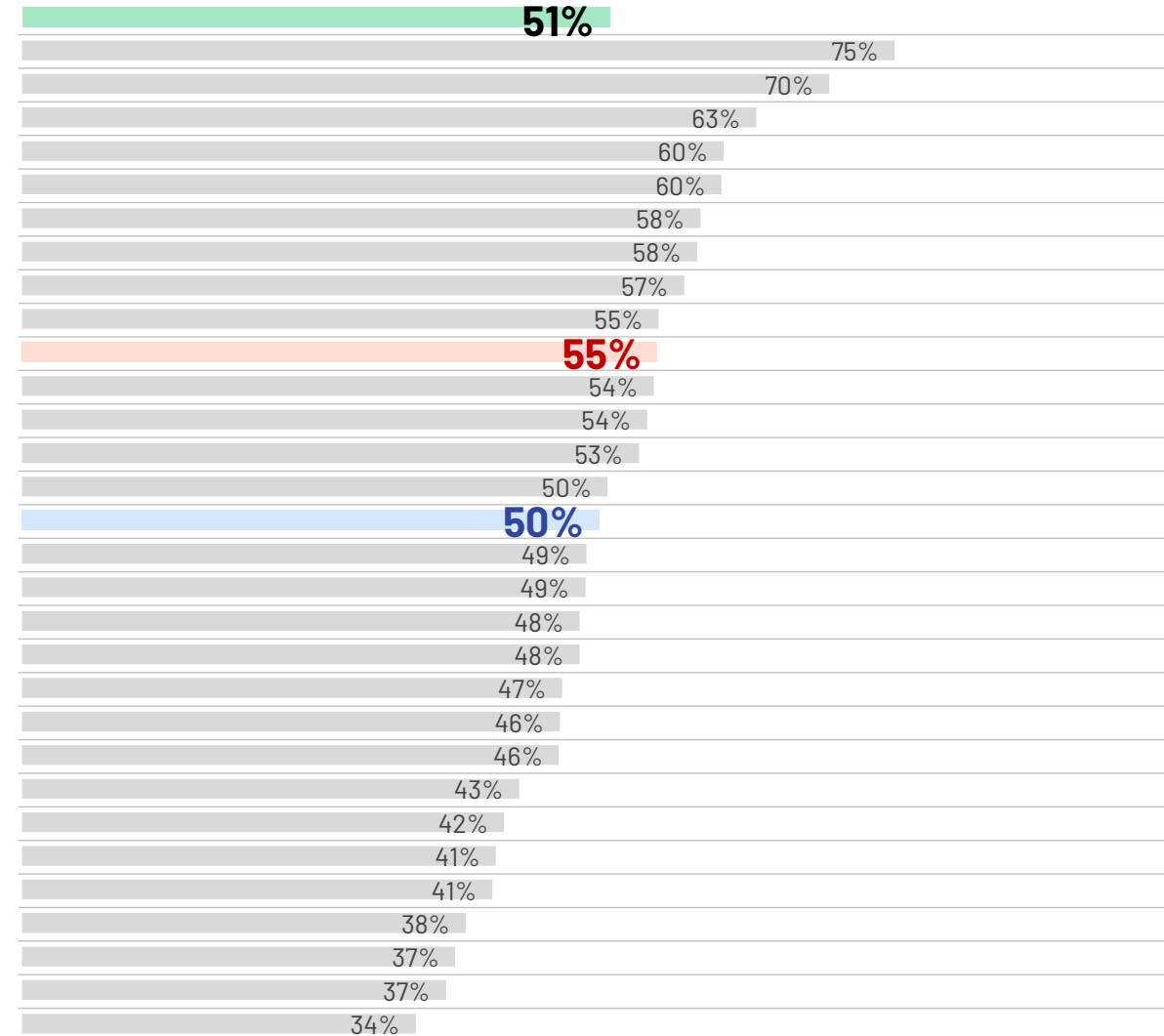
Base: 23,586 online adults under the age of 75 across 30 countries, interviewed 19 September – 3 October 2025.

Country

30-country average

Singapore
India
Sweden
Indonesia
Australia
Netherlands
Malaysia
New Zealand
Ireland
Canada
Thailand
Chile
South Korea
South Africa
United States
Belgium
Türkiye
Brazil
Great Britain
Spain
Japan
Germany
Mexico
Argentina
France
Poland
Colombia
Peru
Italy
Hungary

% very/somewhat confident



Change 2024

-1 pp
5 pp
3 pp
-3 pp
-7 pp
0 pp
-1 pp
-6 pp
-1 pp
1 pp
2 pp
4 pp
4 pp
6 pp
-8 pp
-2 pp
-4 pp
2 pp
-2 pp
1 pp
-3 pp
0 pp
-3 pp
-4 pp
-4 pp
0 pp
-3 pp
-9 pp
-2 pp
-3 pp
-4 pp

Confidence in Government Response: Disinformation

Q: If some person, organisation/organization, or country deliberately spreading disinformation to influence public opinion, how confident are you that the appropriate levels of security and protection could be provided by your government or its agencies could respond effectively?

Base: 23,586 online adults under the age of 75 across 30 countries, interviewed 19 September – 3 October 2025.

Country

30-country average

Indonesia

India

Singapore

Malaysia

Thailand

South Korea

Poland

Australia

Sweden

South Africa

New Zealand

United States

Brazil

Netherlands

Canada

Ireland

Germany

Japan

Great Britain

Chile

Hungary

Türkiye

Spain

Mexico

Belgium

Argentina

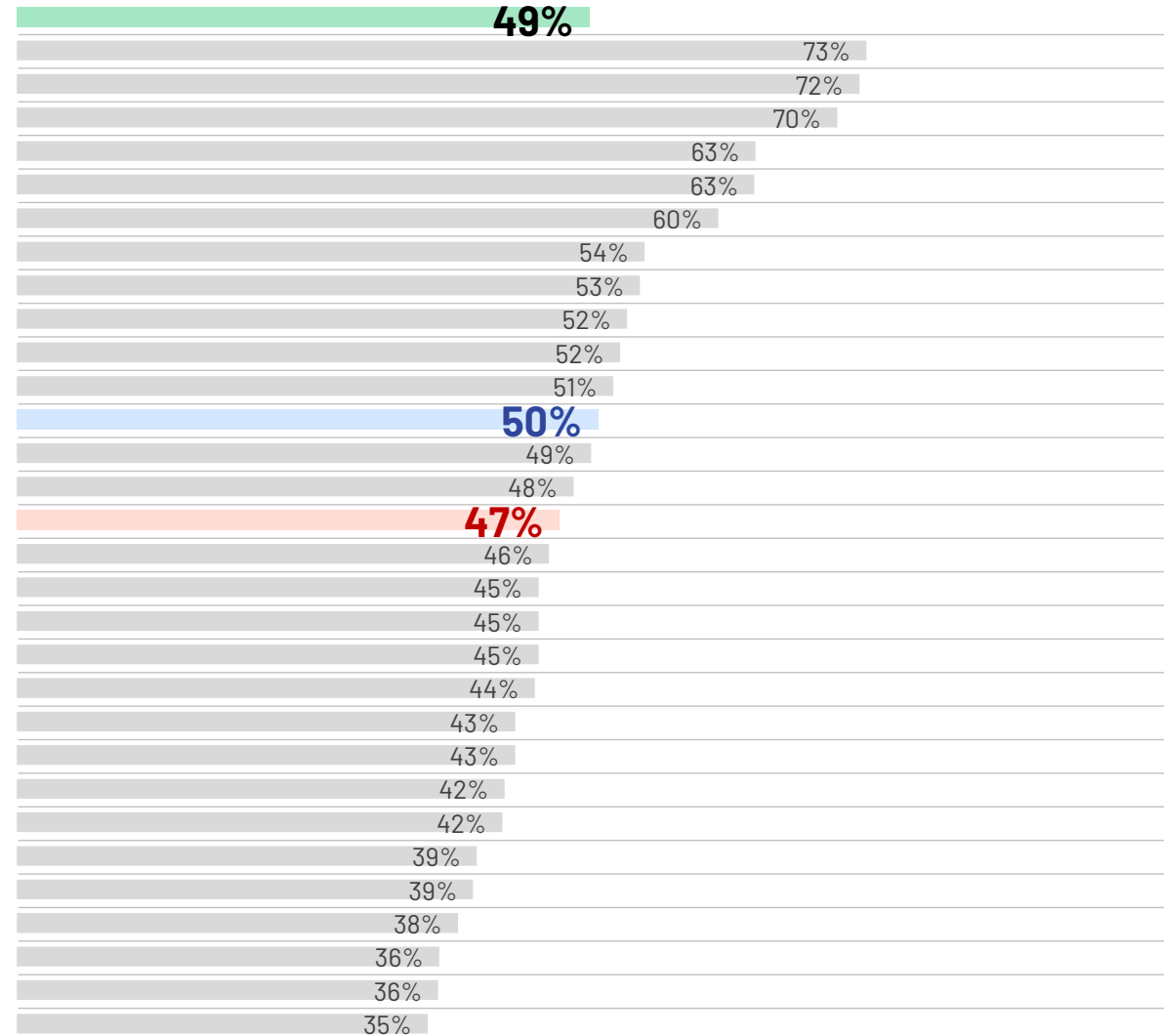
Colombia

France

Italy

Peru

% very/somewhat confident



Change 2024

-1 pp
0 pp
9 pp
0 pp
-5 pp
9 pp
6 pp
-3 pp
-1 pp
0 pp
-3 pp
1 pp
-2 pp
0 pp
-5 pp
1 pp
-5 pp
-4 pp
-1 pp
-1 pp
2 pp
-2 pp
0 pp
-1 pp
-5 pp
-7 pp
-6 pp
-2 pp
-3 pp
-3 pp
4 pp

Confidence in Government Response: Terrorist Attack

Q: If a terrorist attack occurs in [country] in the next twelve months, how confident are you that the appropriate levels of security and protection could be provided by your government or its agencies could respond effectively?

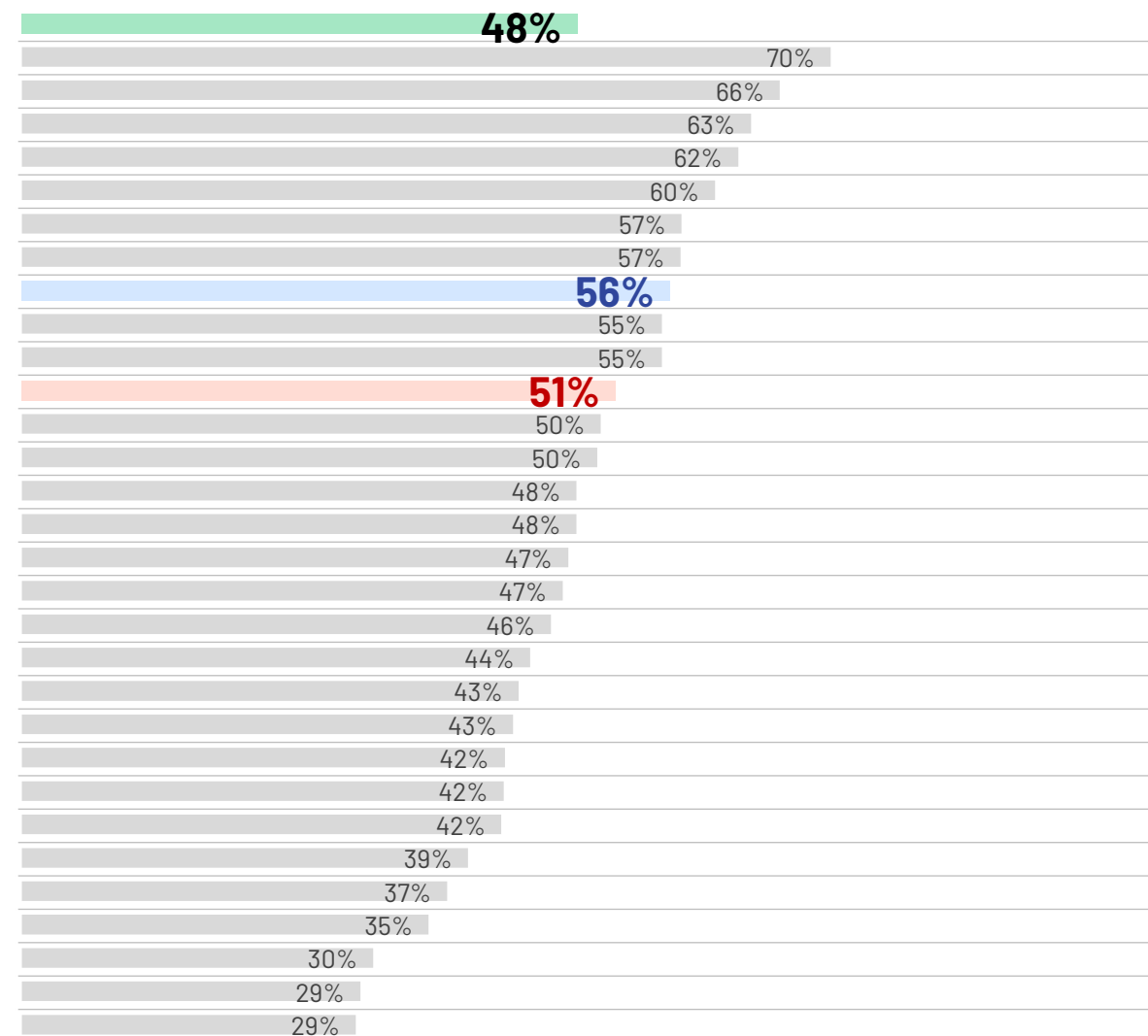
Base: 23,586 online adults under the age of 75 across 30 countries, interviewed 19 September – 3 October 2025.

Country

30-country average

India
Singapore
Indonesia
Netherlands
Sweden
New Zealand
Thailand
United States
Australia
Great Britain
Canada
South Korea
Malaysia
Türkiye
Spain
Germany
Poland
Belgium
France
Brazil
Ireland
Japan
South Africa
Chile
Italy
Mexico
Colombia
Peru
Argentina
Hungary

% very/somewhat confident



Change 2024

-1 pp
5 pp
3 pp
-9 pp
-2 pp
-5 pp
1 pp
7 pp
-2 pp
-7 pp
-1 pp
4 pp
6 pp
-4 pp
-4 pp
-2 pp
-4 pp
1 pp
-5 pp
1 pp
4 pp
0 pp
1 pp
-5 pp
0 pp
-3 pp
-4 pp
-1 pp
-1 pp
-7 pp
-6 pp

Confidence in Government Response: Violent Conflict

Q: If a violent conflict breaks out between ethnic or minority groups in [country] in the next twelve months, how confident are you that the appropriate levels of security and protection could be provided by your government or its agencies could respond effectively?

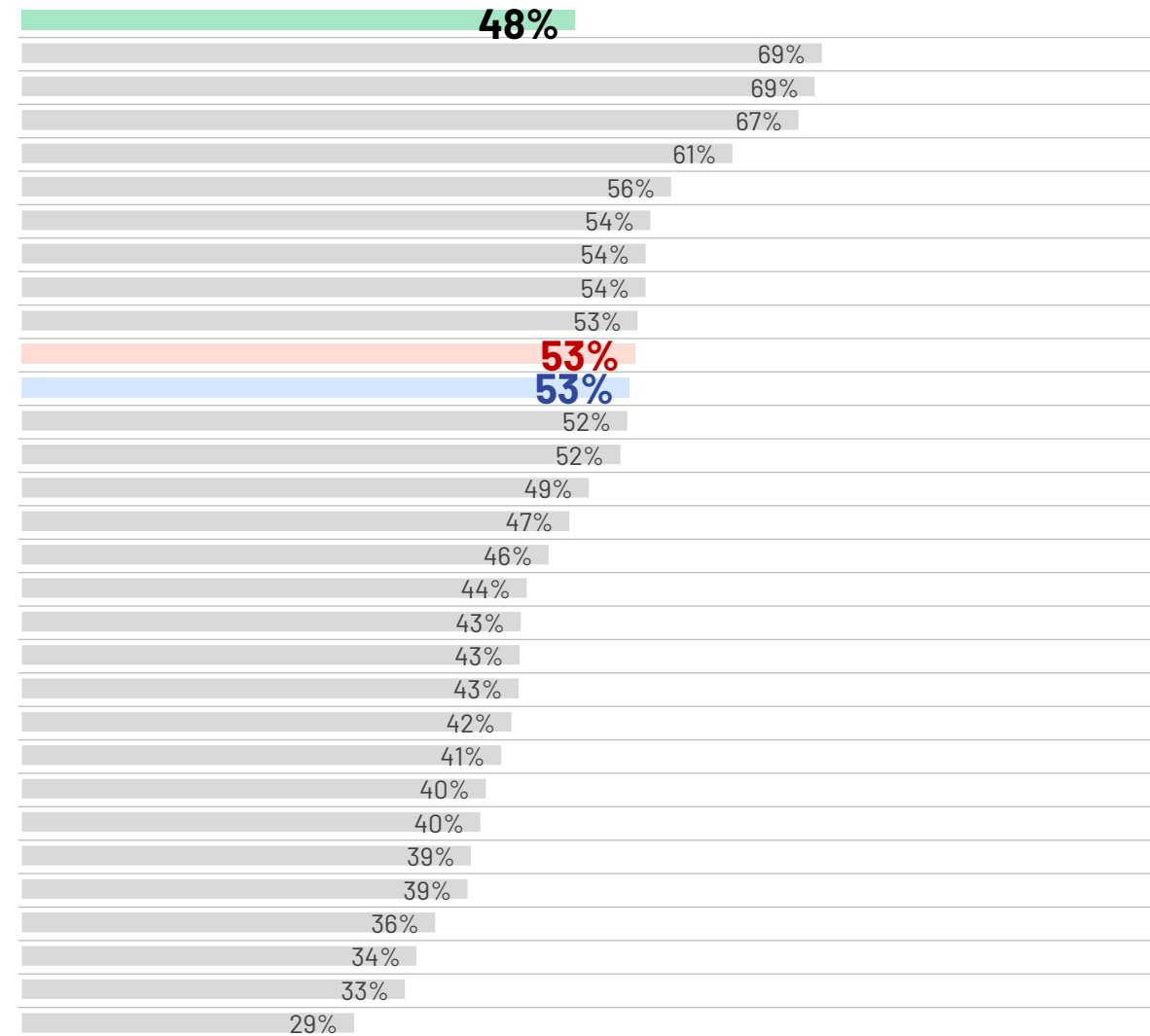
Base: 23,586 online adults under the age of 75 across 30 countries, interviewed 19 September – 3 October 2025.

Country

30-country average

India
Singapore
Indonesia
Thailand
Malaysia
Australia
New Zealand
South Korea
Netherlands
Canada
United States
Ireland
Sweden
South Africa
Great Britain
Spain
Chile
Türkiye
Poland
Germany
Brazil
Belgium
Colombia
Japan
Mexico
Italy
Hungary
France
Argentina
Peru

% very/somewhat confident



Change 2024

0 pp
1 pp
3 pp
-2 pp
6 pp
-2 pp
-4 pp
1 pp
8 pp
-2 pp
4 pp
2 pp
2 pp
5 pp
-2 pp
-2 pp
-1 pp
3 pp
-4 pp
-3 pp
-4 pp
-1 pp
-4 pp
-3 pp
2 pp
-6 pp
-2 pp
-1 pp
1 pp
-7 pp
-5 pp

Confidence in Government Response: Personal Safety

Q: If the personal safety and security of you or your family is violated in the next twelve months, how confident are you that the appropriate levels of security and protection could be provided by your government or its agencies could respond effectively?

Base: 23,586 online adults under the age of 75 across 30 countries, interviewed 19 September – 3 October 2025.

Country

30-country average

Singapore

India

Indonesia

Thailand

New Zealand

Australia

Malaysia

United States

Netherlands

Canada

Ireland

South Korea

Great Britain

Türkiye

Brazil

Spain

Chile

Japan

South Africa

Germany

Sweden

Belgium

Mexico

Poland

Argentina

Colombia

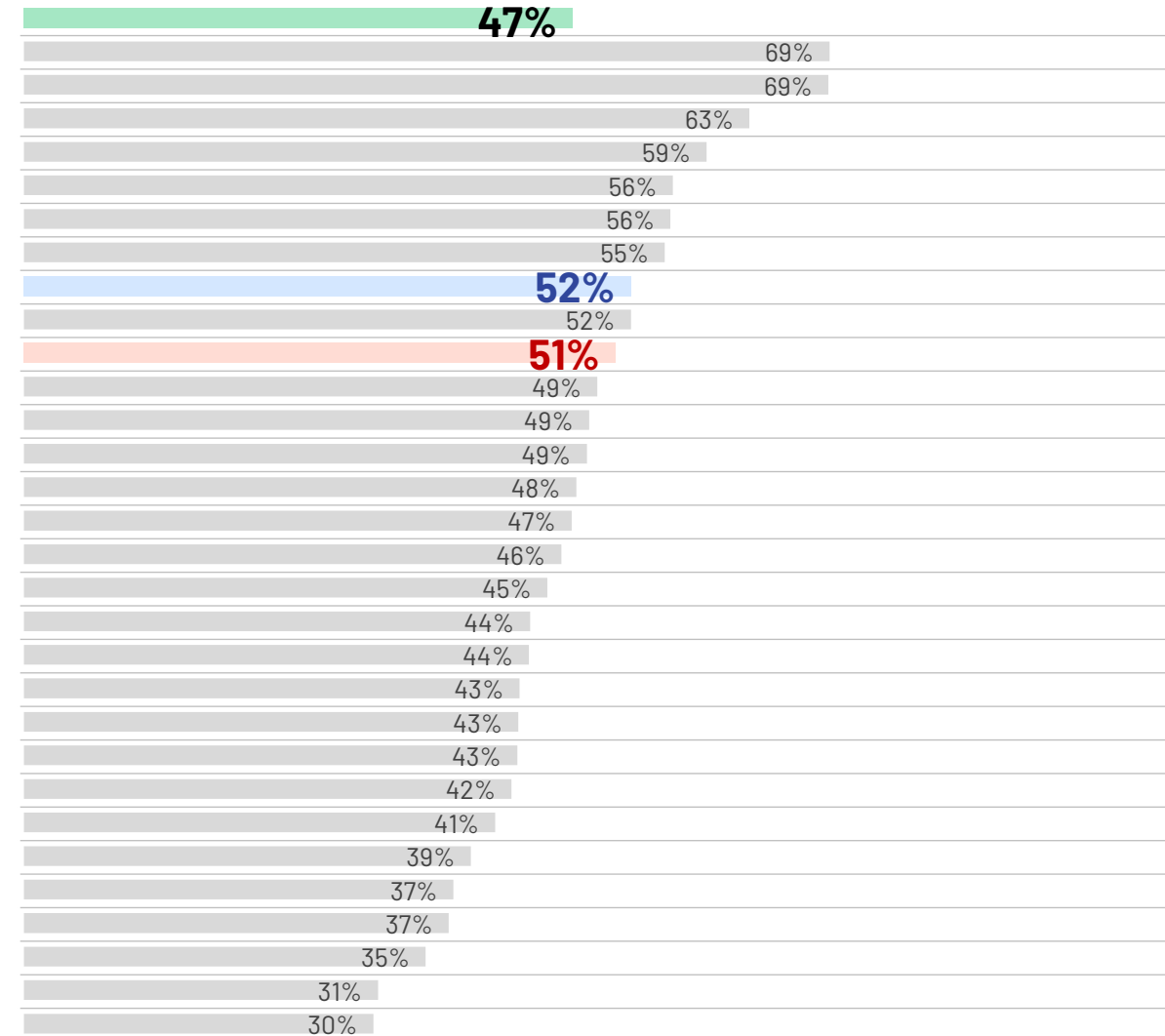
Italy

France

Hungary

Peru

% very/somewhat confident



Change 2024

-2 pp
-1 pp
4 pp
0 pp
8 pp
3 pp
-1 pp
-4 pp
-5 pp
-2 pp
1 pp
-5 pp
3 pp
-2 pp
4 pp
0 pp
-1 pp
2 pp
3 pp
-4 pp
-3 pp
-5 pp
-3 pp
-4 pp
-1 pp
-3 pp
-5 pp
-1 pp
-3 pp
-2 pp
-6 pp

Confidence in Government Response: Hacking

Q: If some person, organization or country hacks into either your public, private or personal information system for fraudulent or espionage purposes in the next twelve months, how confident are you that the appropriate levels of security and protection could be provided by your government or its agencies could respond effectively?

Base: 23,586 online adults under the age of 75 across 30 countries, interviewed 19 September – 3 October 2025.

Country

30-country average

India

Indonesia

Singapore

Malaysia

South Korea

Thailand

Poland

Australia

Netherlands

United States

Sweden

South Africa

Ireland

Canada

Spain

Brazil

Japan

New Zealand

Great Britain

Chile

Argentina

Belgium

Türkiye

Germany

Colombia

Mexico

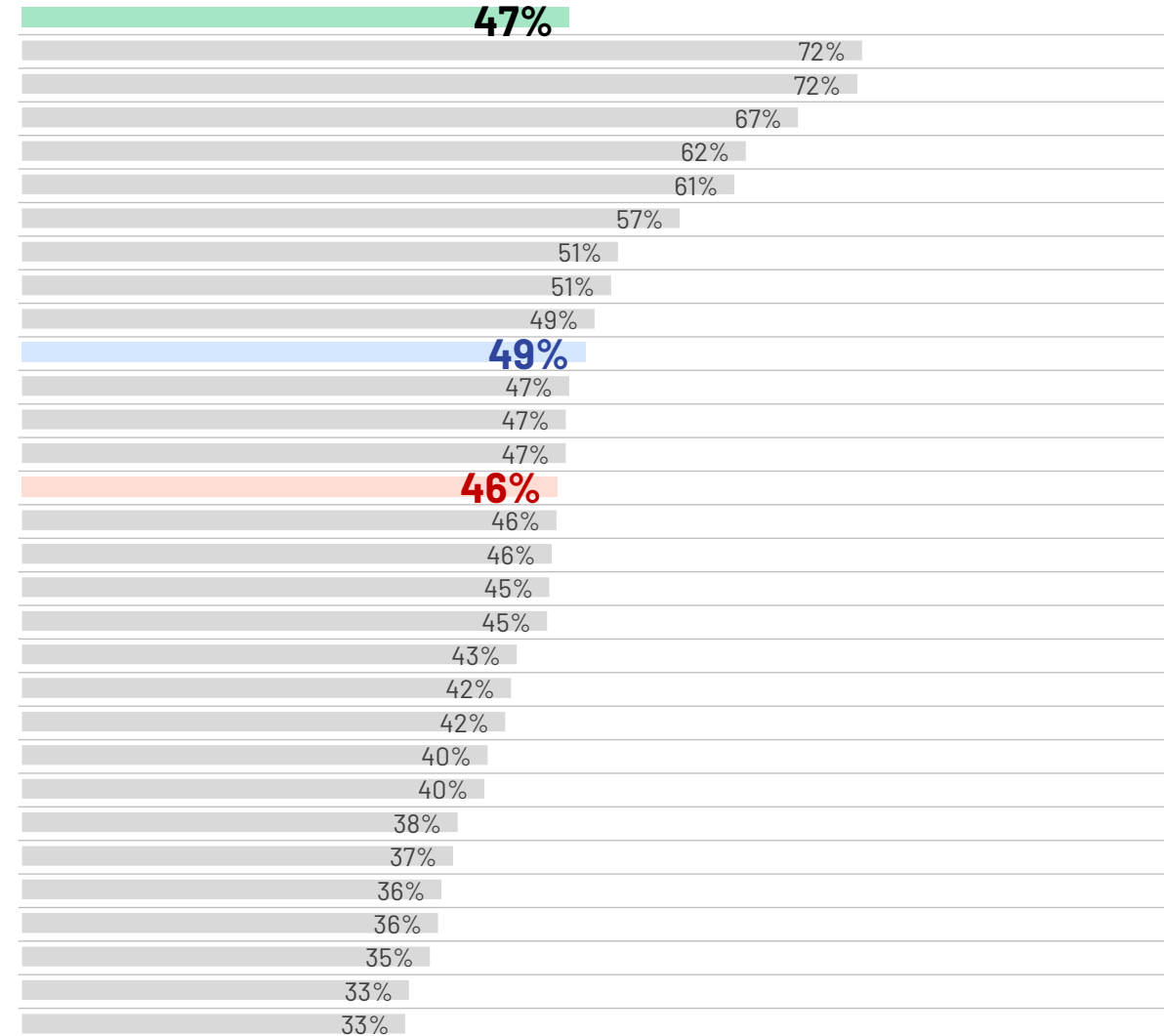
Italy

France

Peru

Hungary

% very/somewhat confident



Change 2024

-1 pp
5 pp
1 pp
0 pp
-4 pp
6 pp
10 pp
-5 pp
0 pp
-2 pp
-4 pp
-4 pp
-3 pp
-2 pp
2 pp
1 pp
0 pp
2 pp
-1 pp
-3 pp
1 pp
1 pp
-3 pp
-4 pp
-7 pp
-5 pp
-7 pp
-1 pp
-2 pp
1 pp
-3 pp

Confidence in Government Response: Armed Conflict

Q: If your country is involved in an armed conflict with another nation in the next twelve months, how confident are you that the appropriate levels of security and protection could be provided by your government or its agencies could respond effectively?

Base: 23,586 online adults under the age of 75 across 30 countries, interviewed 19 September – 3 October 2025.

Country

30-country average

India

Singapore

United States

Netherlands

Indonesia

Sweden

Australia

Türkiye

Great Britain

South Korea

Canada

Thailand

South Africa

Poland

Japan

Chile

Malaysia

New Zealand

Spain

Brazil

Ireland

Belgium

Mexico

Germany

Colombia

Italy

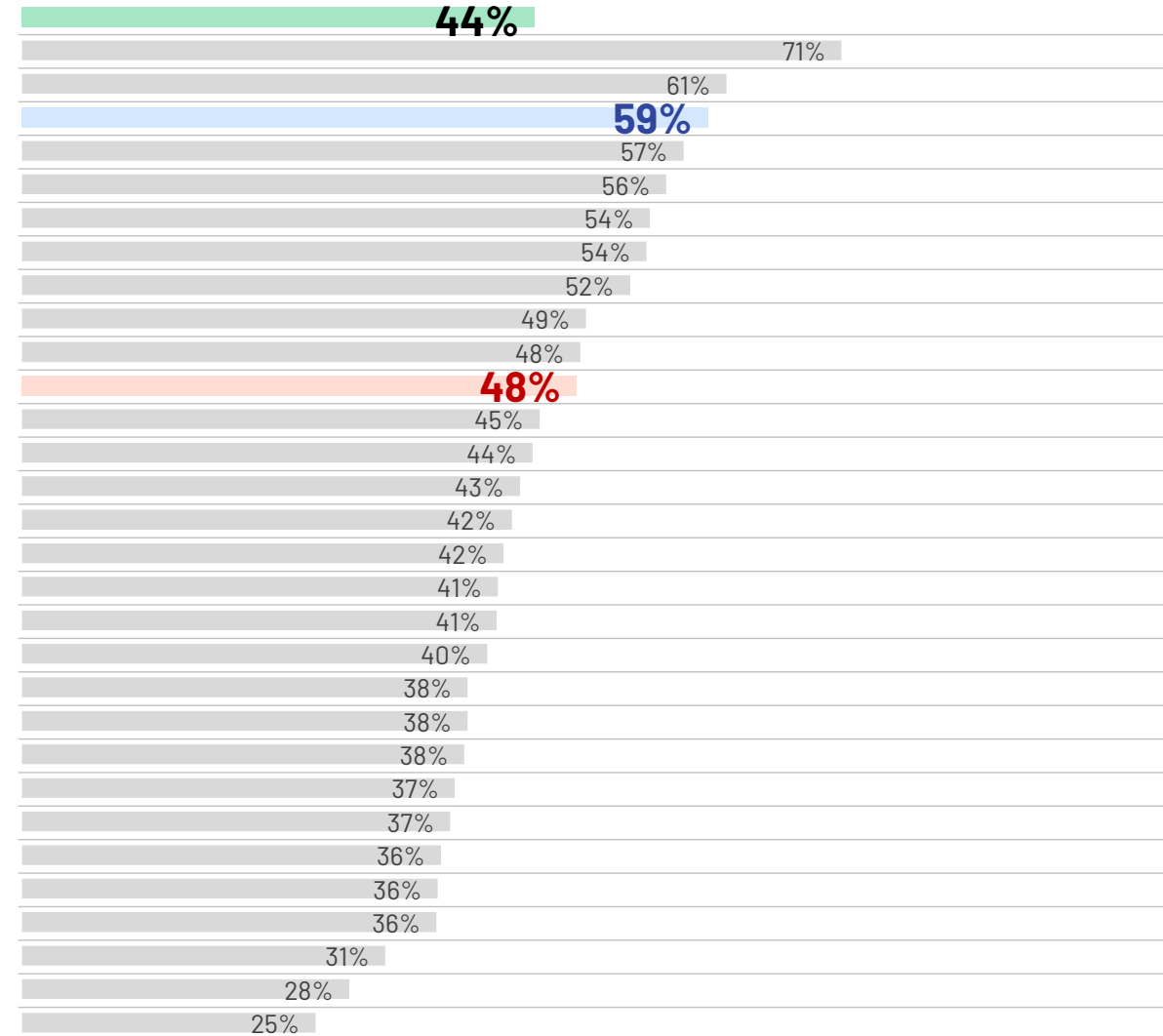
France

Peru

Argentina

Hungary

% very/somewhat confident



Change 2024

-1 pp
8 pp
4 pp
-3 pp
2 pp
0 pp
0 pp
1 pp
-2 pp
-1 pp
5 pp
4 pp
3 pp
0 pp
-5 pp
-1 pp
-1 pp
-5 pp
-1 pp
-3 pp
-2 pp
-2 pp
0 pp
-4 pp
-5 pp
0 pp
0 pp
0 pp
1 pp
-5 pp
-3 pp

Confidence in Government Response: AI

Q: If an AI-based defense system were to break free of human control, how confident are you that the appropriate levels of security and protection could be provided by your government or its agencies could respond effectively?

Base: 23,586 online adults under the age of 75 across 30 countries, interviewed 19 September – 3 October 2025.

Country

30-country average

India

Indonesia

Malaysia

Singapore

South Korea

Thailand

United States

Australia

Netherlands

South Africa

Türkiye

Sweden

Ireland

Brazil

Canada

Chile

Great Britain

Japan

Colombia

Hungary

New Zealand

Poland

Spain

Mexico

Germany

Italy

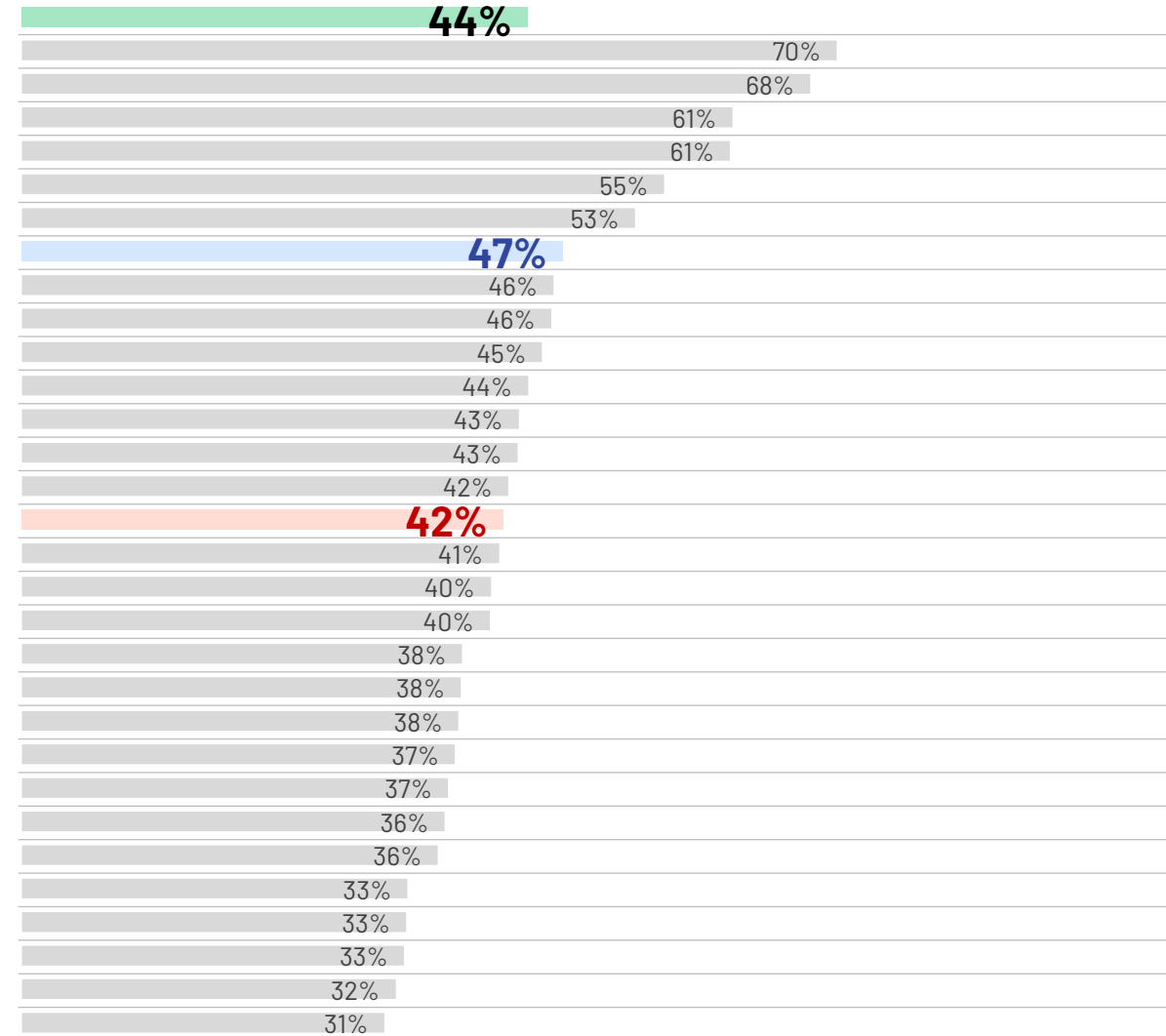
Belgium

Argentina

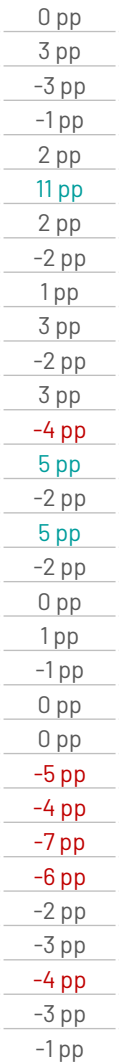
France

Peru

% very/somewhat confident



Change 2024



Confidence in Government Response: Nuclear, Biological or Chemical Attack

Q: If a nuclear, biological or chemical attack took place somewhere in the world in the next twelve months, how confident are you that the appropriate levels of security and protection could be provided by your government or its agencies could respond effectively?

Base: 23,586 online adults under the age of 75 across 30 countries, interviewed 19 September – 3 October 2025.

Country

30-country average

India

Indonesia

Singapore

Malaysia

South Korea

Sweden

United States

Thailand

Australia

Chile

Netherlands

Japan

Brazil

Türkiye

South Africa

Canada

Great Britain

Ireland

Poland

New Zealand

Spain

Hungary

Mexico

Argentina

Germany

Colombia

Italy

Belgium

France

Peru

% very/somewhat confident

43%

68%

61%

57%

56%

52%

50%

49%

49%

47%

46%

46%

45%

45%

44%

44%

42%

41%

40%

39%

39%

38%

37%

37%

35%

33%

32%

32%

32%

32%

29%

Change 2024

-1 pp

1 pp

-3 pp

0 pp

-1 pp

6 pp

-6 pp

-2 pp

7 pp

0 pp

7 pp

3 pp

2 pp

3 pp

1 pp

-1 pp

3 pp

0 pp

-1 pp

-1 pp

0 pp

-3 pp

-1 pp

-4 pp

-2 pp

-8 pp

-5 pp

2 pp

-2 pp

-1 pp

-5 pp

Global Gap Between Priority Of Threat and Level Of Preparation, Personal Preparation

Citizens of 30 Countries Assess
Threats and Engagement in
International Affairs

National preparation

Q: To what extent do you agree or disagree with the following

My country is prepared for hybrid threats like sabotage, cyber attacks or disinformation from hostile countries

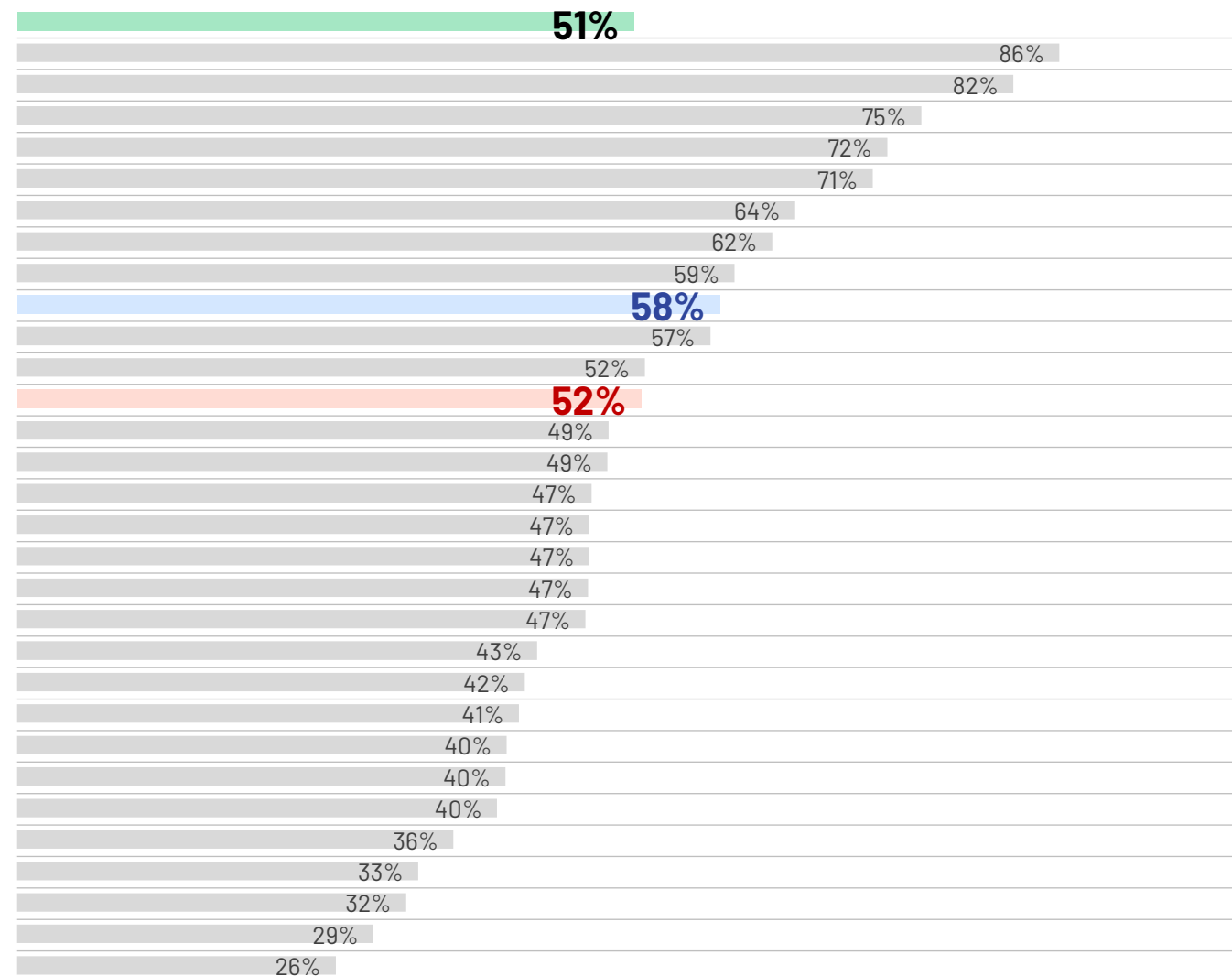
Base: 23,586 online adults under the age of 75 across 30 countries, interviewed 19 September – 3 October 2025.

Country

30-country average

Thailand
Singapore
Malaysia
Indonesia
India
Türkiye
South Korea
Chile
United States
Australia
Great Britain
Canada
Sweden
South Africa
France
Poland
Netherlands
Spain
New Zealand
Mexico
Italy
Ireland
Peru
Colombia
Brazil
Belgium
Japan
Argentina
Hungary
Germany

% somewhat/strongly agree



Global gap between priority of threat and level of preparation

Level of perceived preparation minus level of concern

Base: 23,586 online adults under the age of 75 across 30 countries, interviewed 19 September – 3 October 2025.

30-country average

Some person, organization or country hacking into either your public, private or personal information system for fraudulent or espionage purposes

A nuclear, biological or chemical attack taking place somewhere in the world

Some person, organization, or country deliberately spreading disinformation to influence public opinion in

An AI-based defense system becoming a threat to humanity by breaking free of human control

A terrorist attack taking place in your country

The personal safety and security for you or your family members being violated


A major natural disaster occurring in your country

A violent conflict breaking out between ethnic or minority groups in your country

A major health epidemic breaking out in your country

Your country being involved in an armed conflict with another nation

Gap



Global gap between priority of threat and level of preparation: Canada

Level of perceived preparation minus level of concern

Base: 23,586 online adults under the age of 75 across 30 countries, interviewed 19 September – 3 October 2025.

Canada

Some person, organization or country hacking into either your public, private or personal information system for fraudulent or espionage purposes

Some person, organization, or country deliberately spreading disinformation to influence public opinion in

A nuclear, biological or chemical attack taking place somewhere in the world

An AI-based defense system becoming a threat to humanity by breaking free of human control

A terrorist attack taking place in your country

A major natural disaster occurring in your country

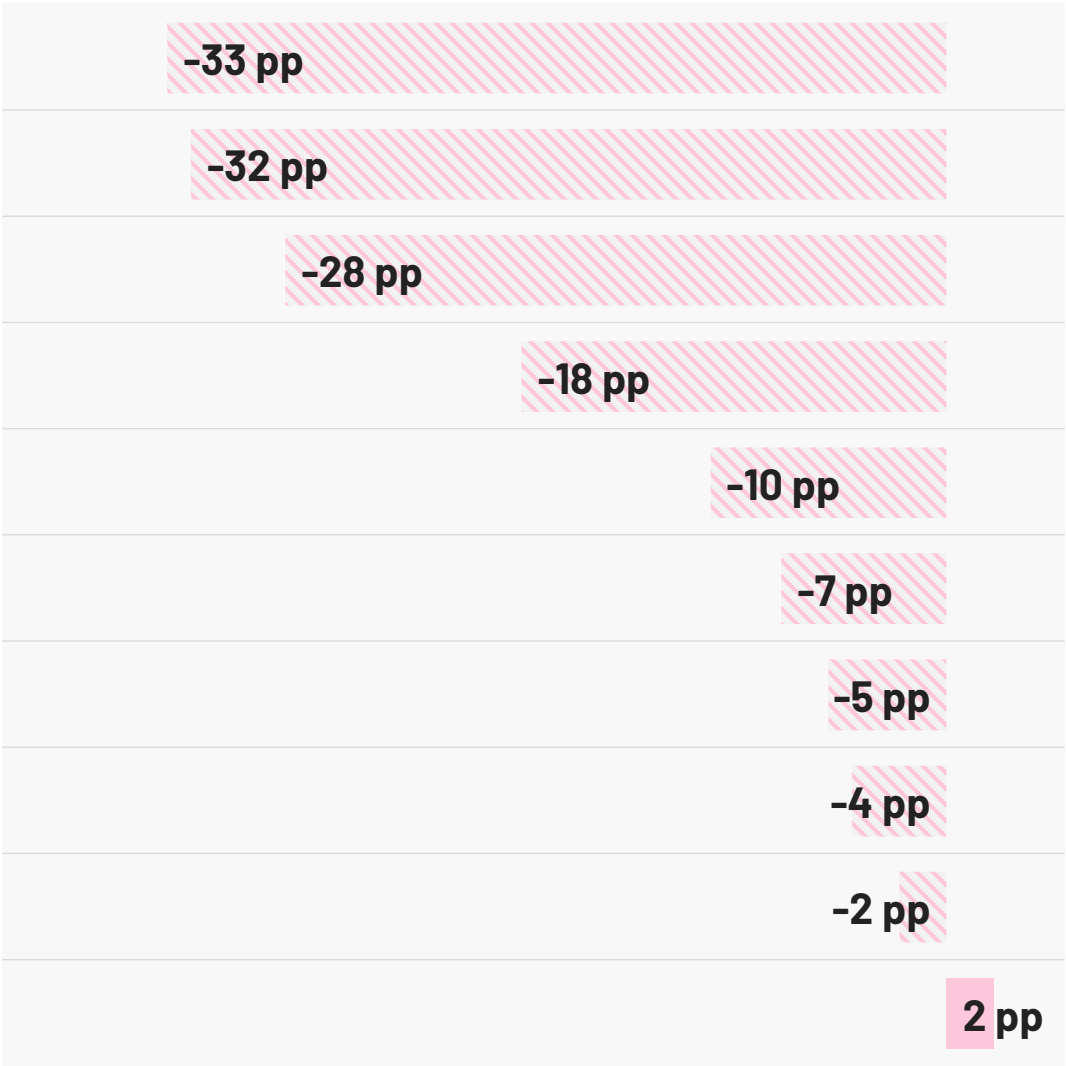
A major health epidemic breaking out in your country

A violent conflict breaking out between ethnic or minority groups in your country

The personal safety and security for you or your family members being violated

Your country being involved in an armed conflict with another nation

Gap



Global gap between priority of threat and level of preparation: United States

Level of perceived preparation minus level of concern

Base: 23,586 online adults under the age of 75 across 30 countries, interviewed 19 September – 3 October 2025.

United States

Some person, organization or country hacking into either your public, private or personal information system for fraudulent or espionage purposes

Some person, organization, or country deliberately spreading disinformation to influence public opinion in

A major natural disaster occurring in your country

A nuclear, biological or chemical attack taking place somewhere in the world

A terrorist attack taking place in your country

A major health epidemic breaking out in your country


Your country being involved in an armed conflict with another nation

A violent conflict breaking out between ethnic or minority groups in your country

An AI-based defense system becoming a threat to humanity by breaking free of human control

The personal safety and security for you or your family members being violated

Gap



Personal preparation: Health epidemic

Q: And, how prepared are you, personally to deal with each of the following?

A major health epidemic breaking out in your country

Base: 23,586 online adults under the age of 75 across 30 countries, interviewed 19 September – 3 October 2025.

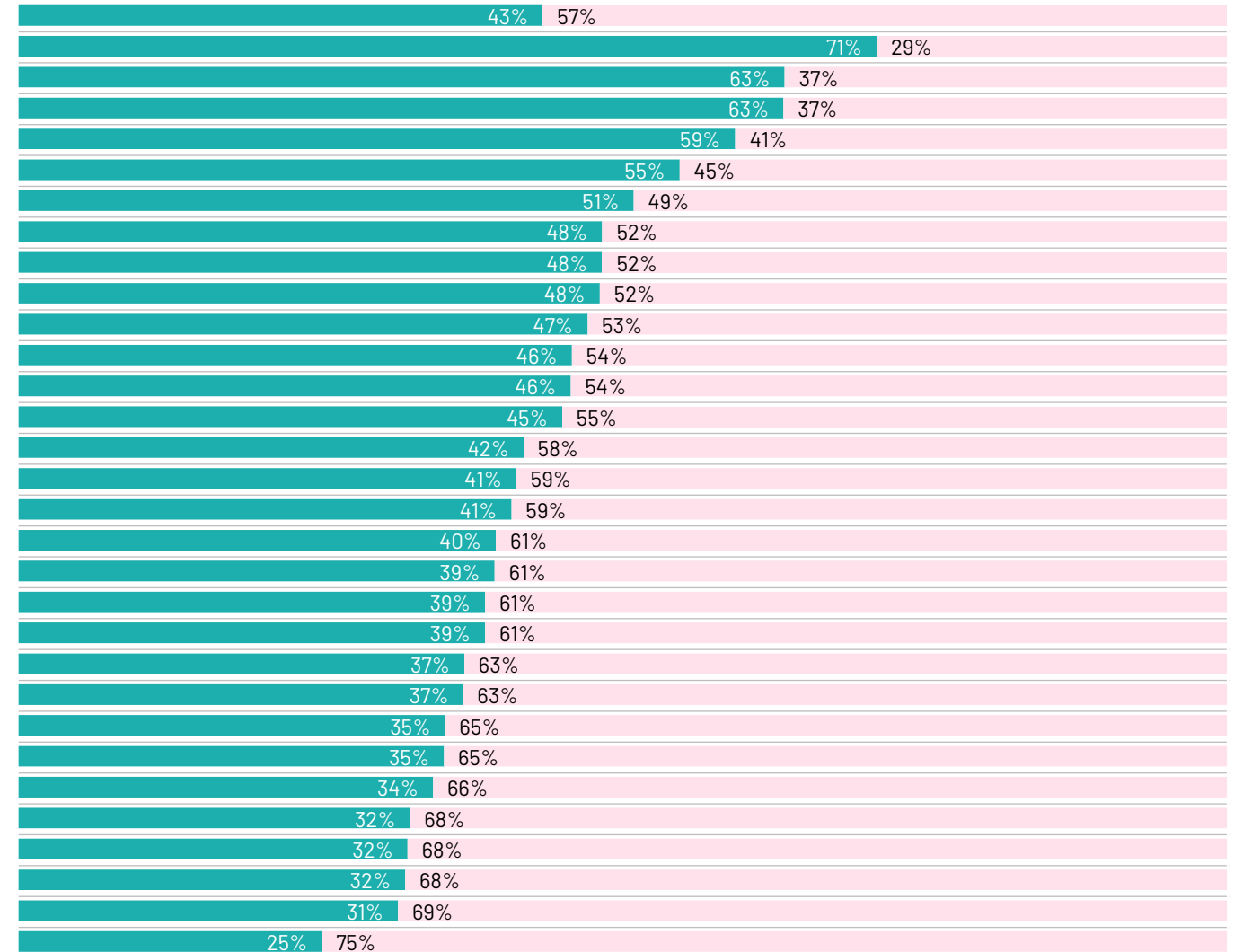
Country

30-country average

Thailand
India
Singapore
Malaysia
New Zealand
Australia
South Korea
United States
Chile
Indonesia
Sweden
Spain
Canada
Great Britain
Mexico
South Africa
Ireland
Türkiye
Argentina
Netherlands
Germany
Colombia
Italy
Poland
Peru
Belgium
Brazil
Hungary
France
Japan

Prepared

Not prepared



Personal preparation: Safety/security of family violated

Q: And, how prepared are you, personally to deal with each of the following?

The personal safety and security of you or your family being violated

Base: 23,586 online adults under the age of 75 across 30 countries, interviewed 19 September – 3 October 2025.

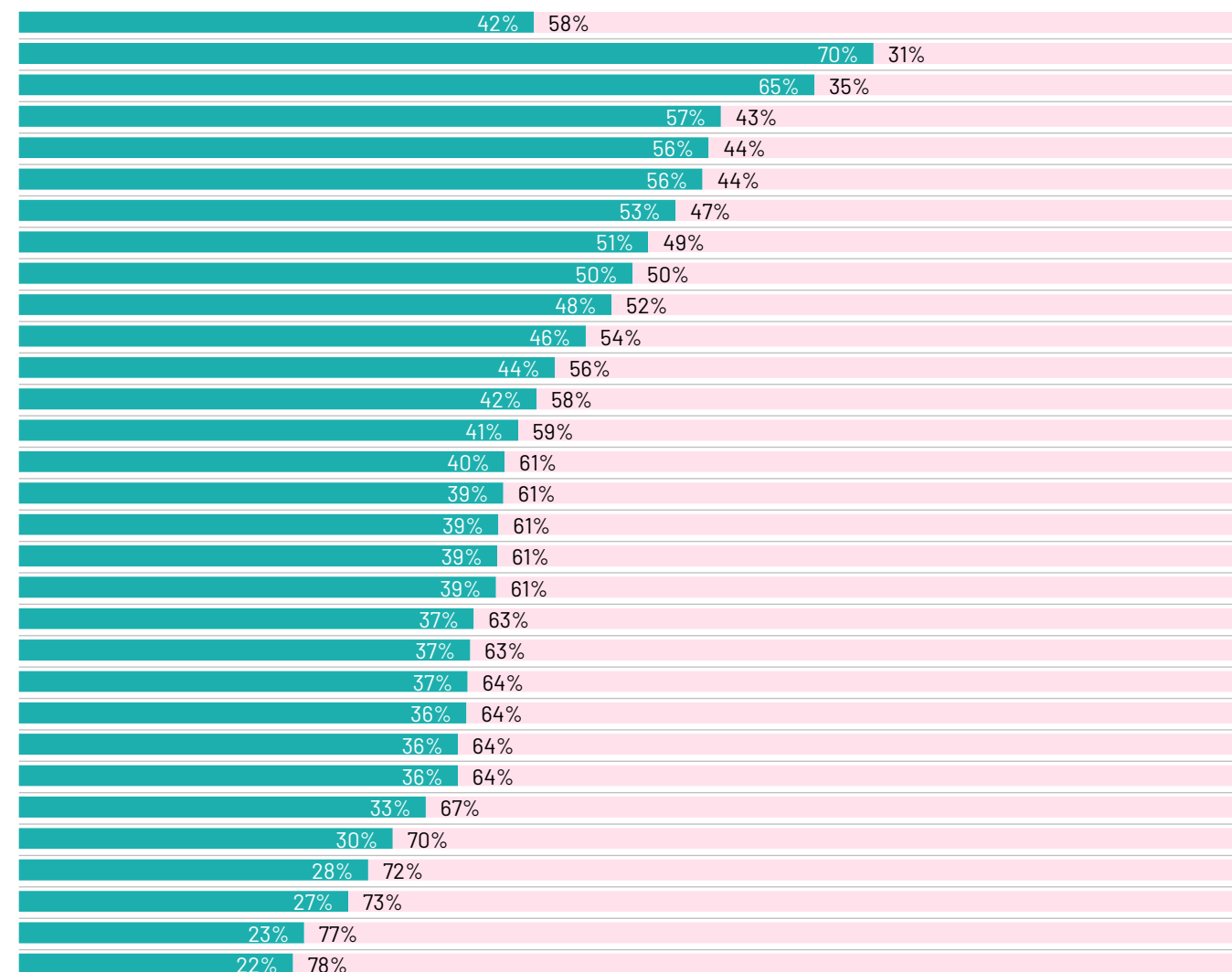
Country

30-country average

Thailand
India
Malaysia
Indonesia
Singapore
South Africa
United States
New Zealand
Australia
South Korea
Canada
Chile
Türkiye
Mexico
Netherlands
Poland
Peru
Great Britain
Hungary
Ireland
Sweden
Spain
Colombia
Argentina
Germany
Brazil
Belgium
Italy
Japan
France

Prepared

Not prepared



Personal preparation: Natural disaster

Q: And, how prepared are you, personally to deal with each of the following?

A major natural disaster occurring in your country

Base: 23,586 online adults under the age of 75 across 30 countries, interviewed 19 September – 3 October 2025.

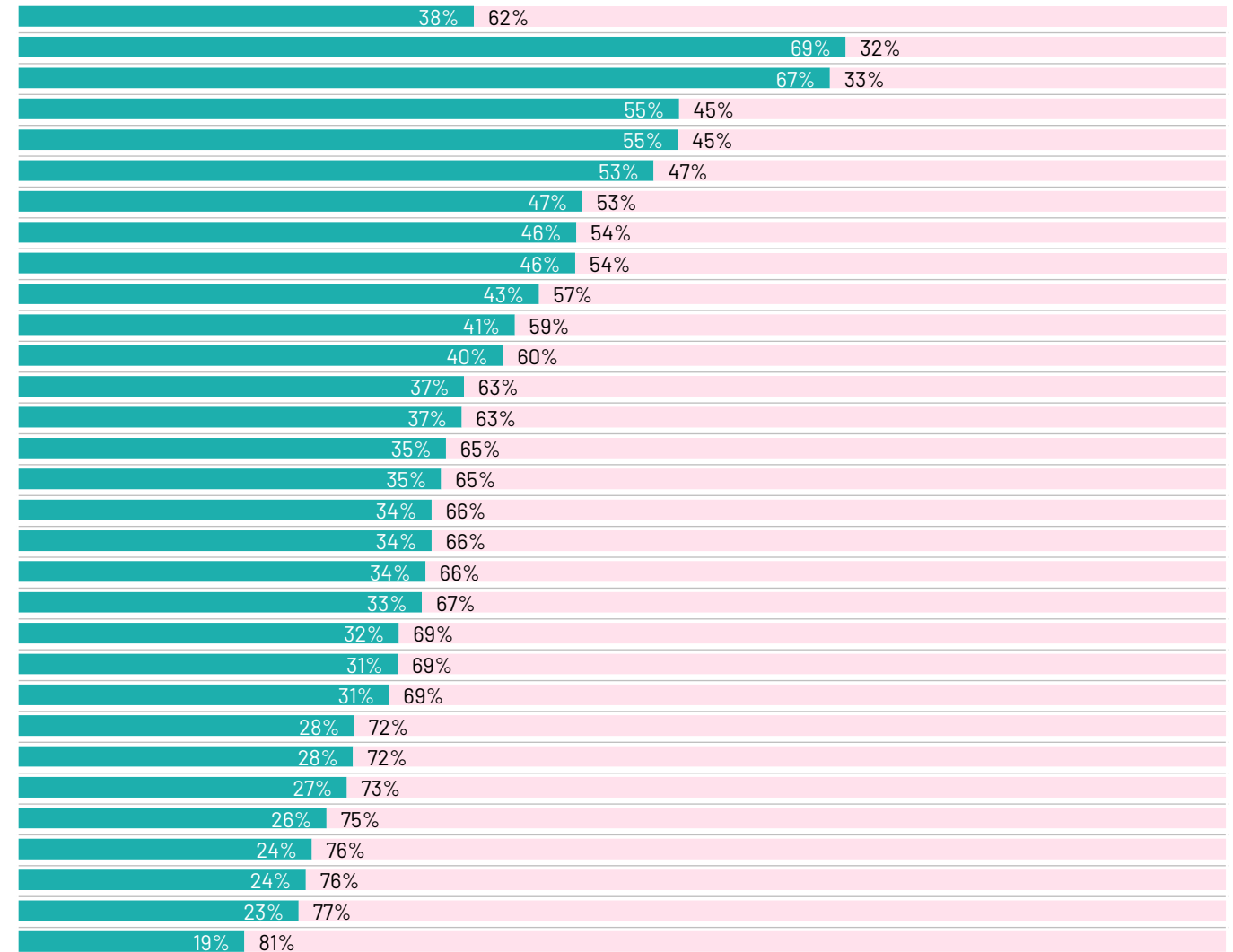
Country

30-country average

Thailand
India
Chile
Malaysia
New Zealand
Indonesia
Australia
United States
Singapore
South Korea
Mexico
Canada
Peru
Poland
Spain
Sweden
South Africa
Türkiye
Japan
Colombia
Netherlands
Argentina
Great Britain
Ireland
Brazil
Germany
Italy
Hungary
Belgium
France

Prepared

Not prepared



Personal preparation: Hacking

Q: And, how prepared are you, personally to deal with each of the following?

Some person, organization or country hacking into either your public, private or personal information system for fraudulent or espionage

Base: 23,586 online adults under the age of 75 across 30 countries, interviewed 19 September – 3 October 2025.

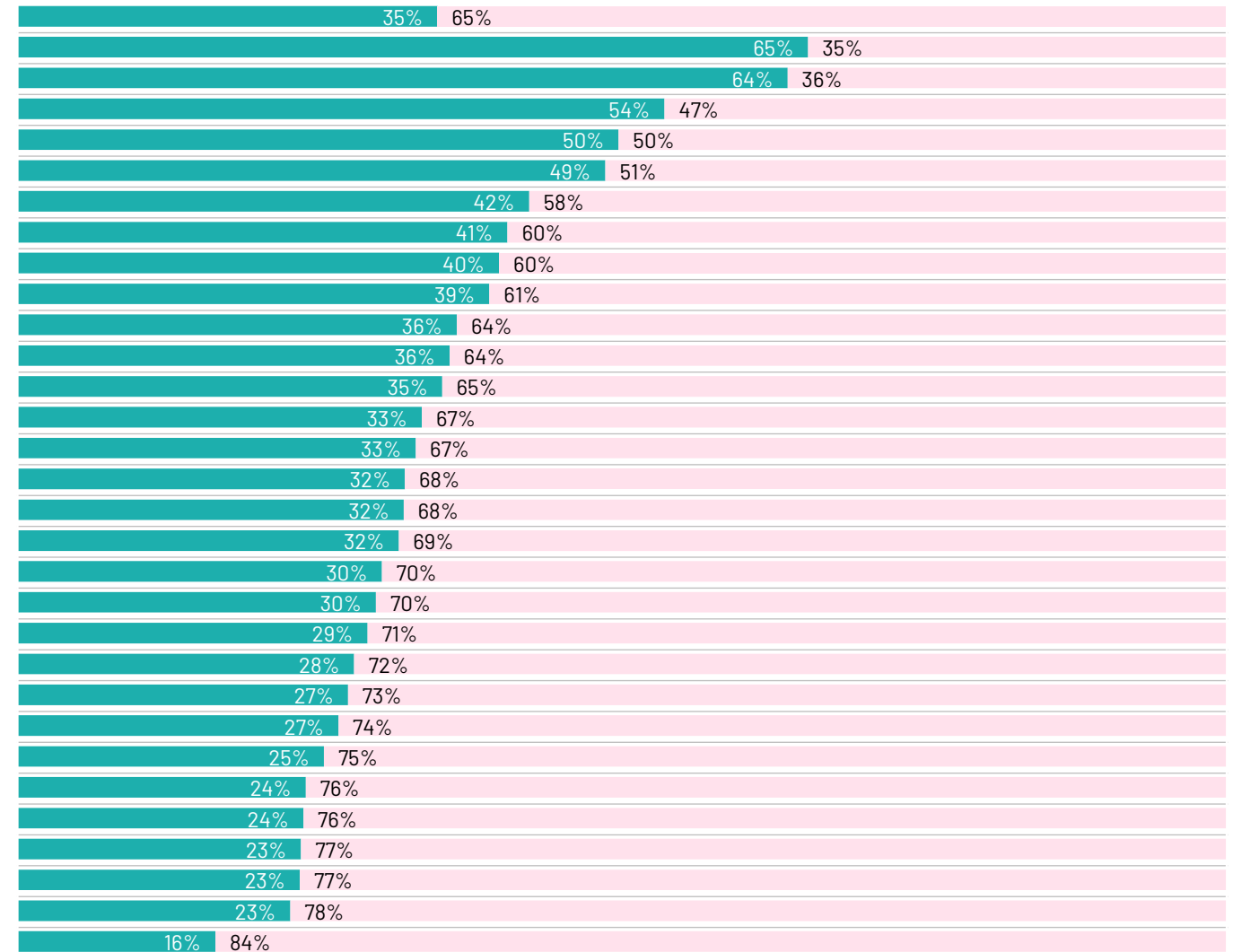
Country

30-country average

Thailand
India
Malaysia
Singapore
Indonesia
South Africa
Australia
United States
New Zealand
South Korea
Türkiye
Netherlands
Great Britain
Hungary
Canada
Peru
Spain
Poland
Ireland
Chile
Brazil
Mexico
Sweden
Argentina
Germany
Italy
Belgium
Colombia
Japan
France

Prepared

Not prepared



Personal preparation: Conflict between ethnic/minority groups

Q: And, how prepared are you, personally to deal with each of the following?

A violent conflict breaking out between ethnic or minority groups in your country

Base: 23,586 online adults under the age of 75 across 30 countries, interviewed 19 September – 3 October 2025.

Country

30-country average

India

Thailand

Malaysia

Singapore

Indonesia

United States

South Africa

South Korea

Türkiye

Australia

Chile

Spain

Ireland

Mexico

Canada

New Zealand

Peru

Colombia

Brazil

Poland

Argentina

Great Britain

Hungary

Italy

Sweden

Netherlands

Belgium

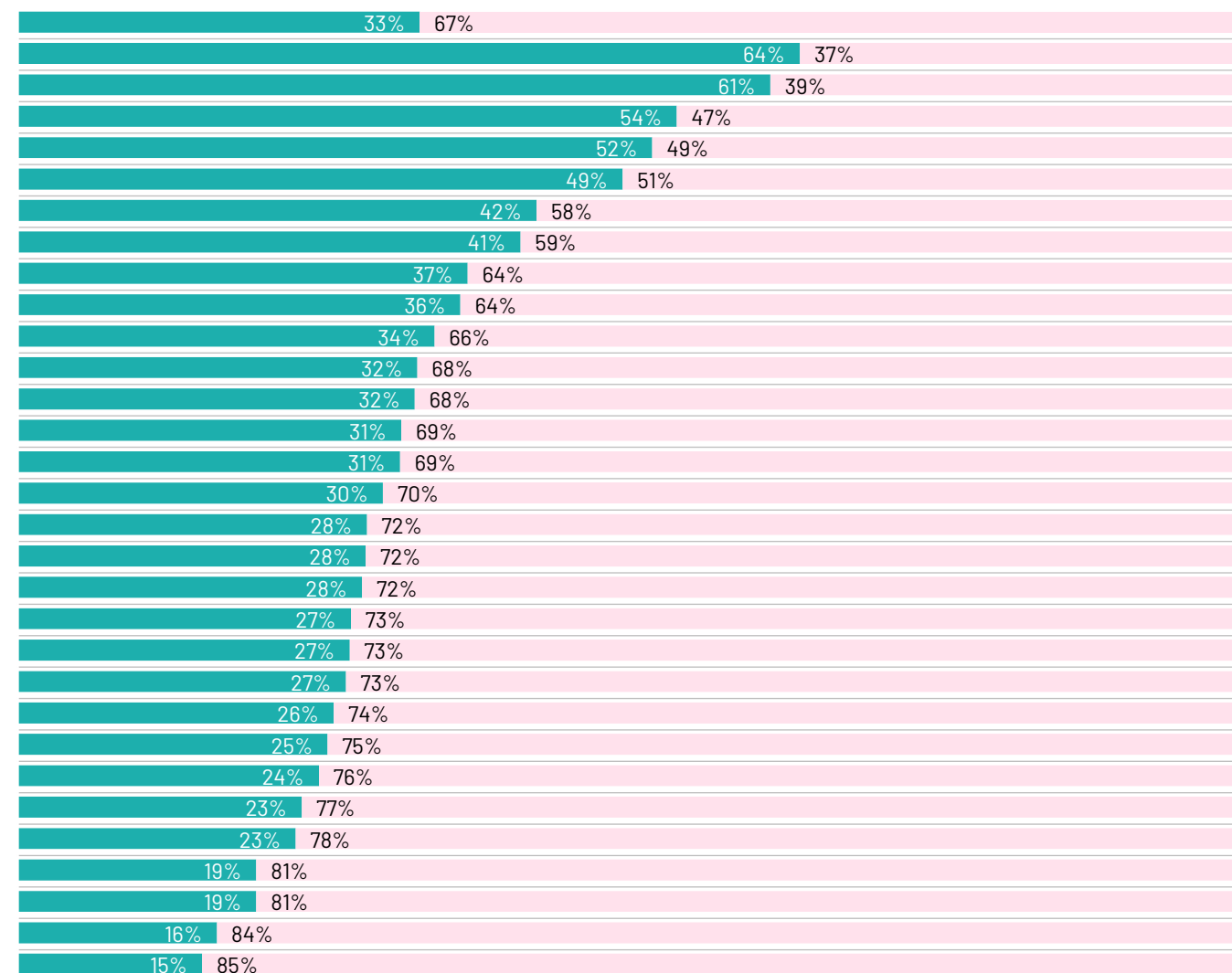
Germany

Japan

France

Prepared

Not prepared



Personal preparation: Terrorist attack

Q: And, how prepared are you, personally to deal with each of the following?

A terrorist attack taking place in your country

Base: 23,586 online adults under the age of 75 across 30 countries, interviewed 19 September – 3 October 2025.

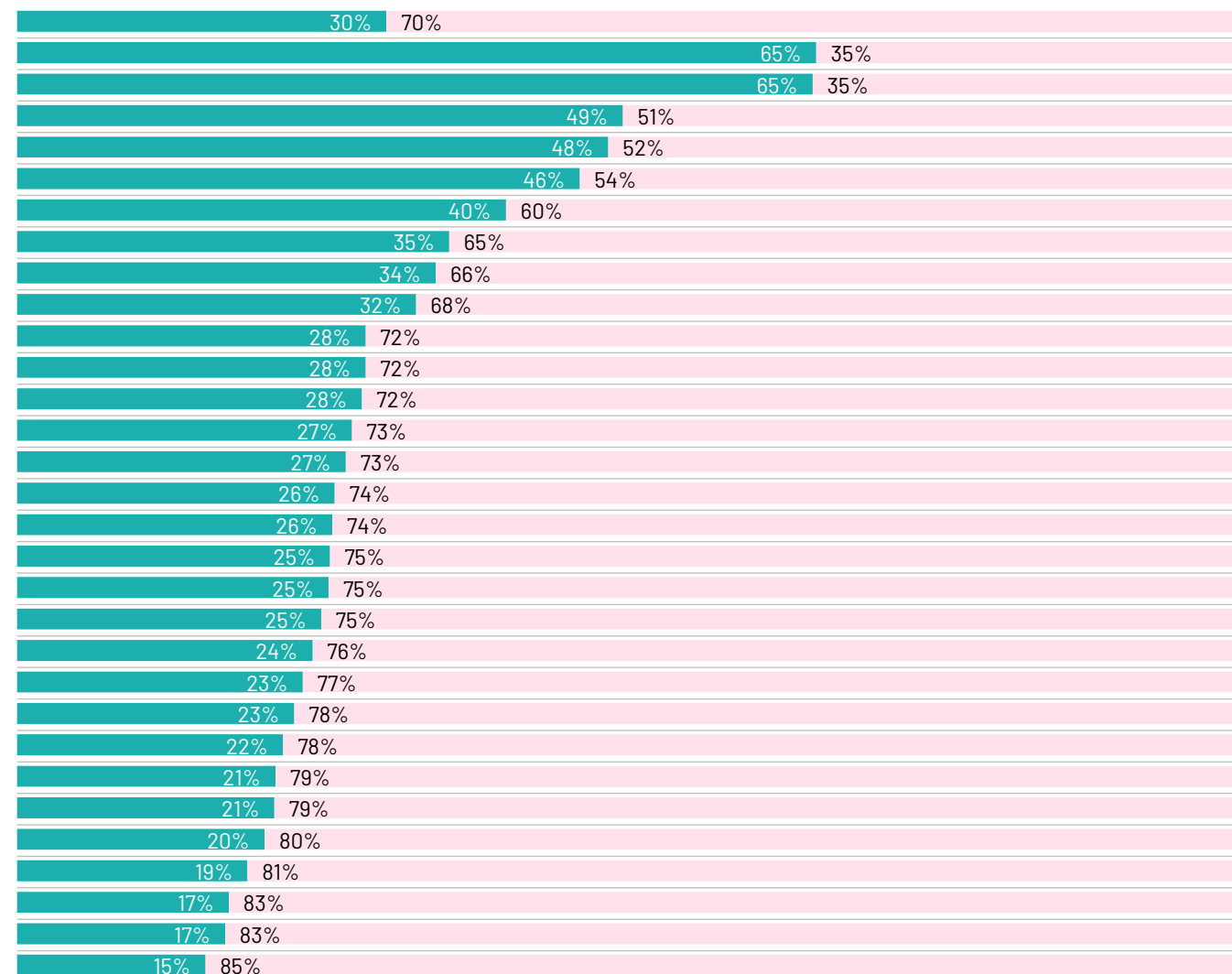
Country

30-country average

Thailand
India
Malaysia
Singapore
Indonesia
South Korea
Türkiye
United States
South Africa
Peru
Ireland
Spain
Australia
Sweden
Chile
New Zealand
Great Britain
Colombia
Mexico
Netherlands
Brazil
Poland
Belgium
Canada
Italy
Argentina
France
Hungary
Germany
Japan

Prepared

Not prepared



Personal preparation: Armed conflict with other nation

Q: And, how prepared are you, personally to deal with each of the following?

Your country being involved in an armed conflict with another nation

Base: 23,586 online adults under the age of 75 across 30 countries, interviewed 19 September – 3 October 2025.

Country

30-country average

India

Thailand

Singapore

Indonesia

Malaysia

South Korea

United States

Türkiye

Chile

South Africa

Australia

Mexico

Sweden

Peru

Poland

Spain

Netherlands

Great Britain

Brazil

Ireland

Colombia

Canada

Argentina

New Zealand

Italy

Hungary

Belgium

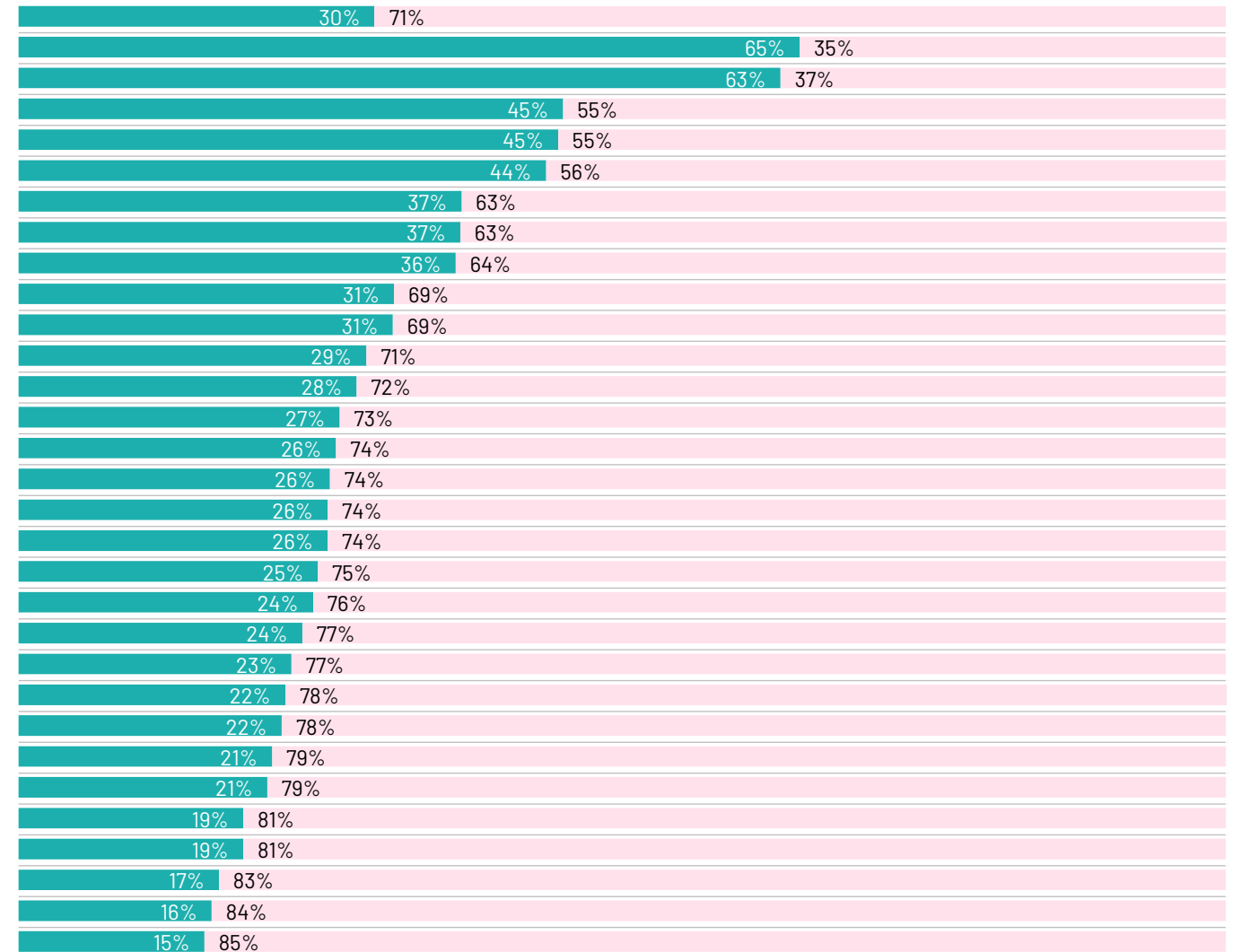
Germany

Japan

France

Prepared

Not prepared



Personal preparation: AI breaking free of human control

Q: And, how prepared are you, personally to deal with each of the following?

An AI-based defense system threatening humanity by breaking free of human control

Base: 23,586 online adults under the age of 75 across 30 countries, interviewed 19 September – 3 October 2025.

Country

30-country average

India

Thailand

Malaysia

Indonesia

Singapore

South Korea

South Africa

Türkiye

United States

Mexico

Peru

Spain

Australia

Poland

Chile

Brazil

Argentina

Ireland

New Zealand

Great Britain

Colombia

Italy

Netherlands

Canada

Belgium

Hungary

Japan

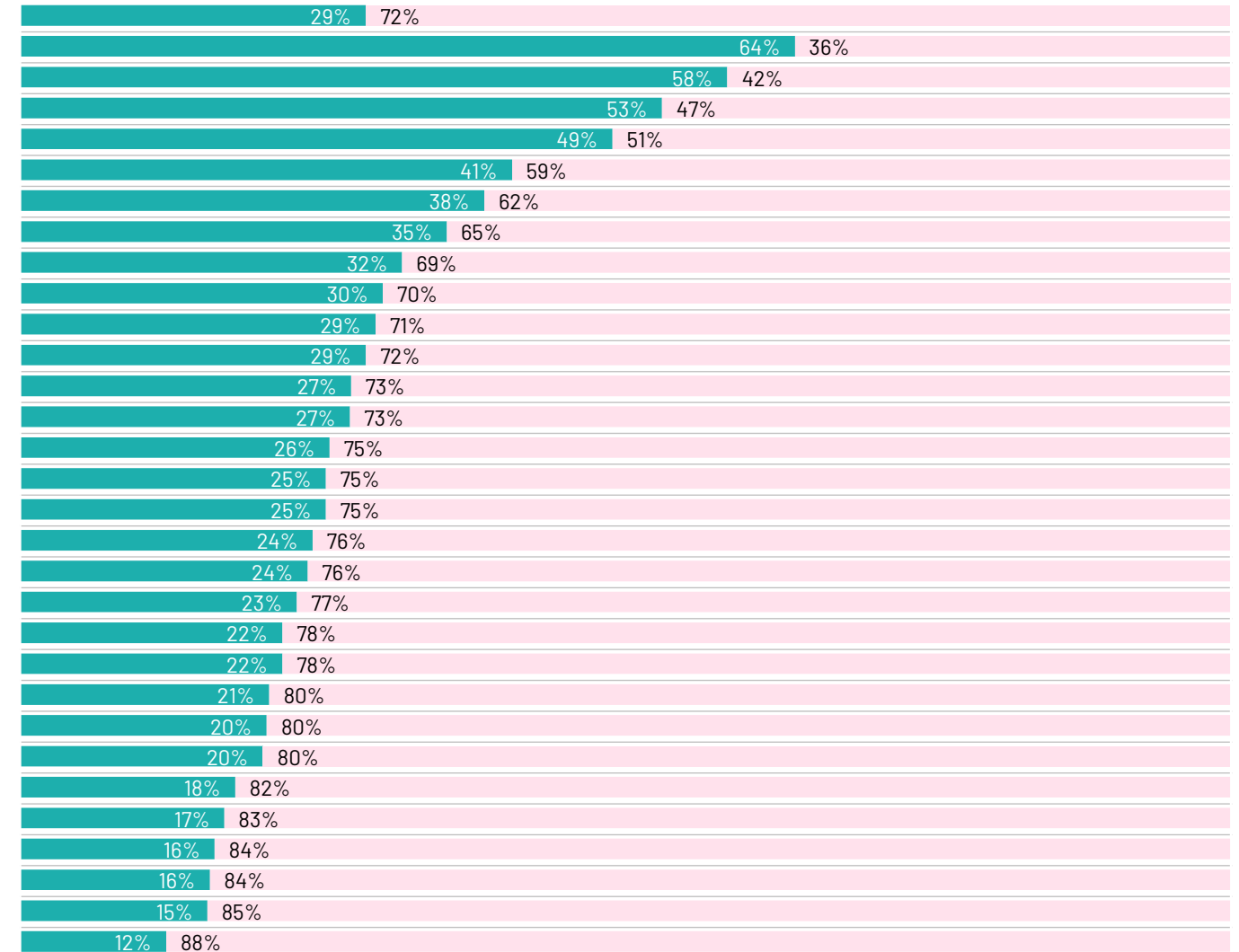
Germany

Sweden

France

Prepared

Not prepared



Personal preparation: Nuclear attack

Q: And, how prepared are you, personally to deal with each of the following?

A nuclear, biological or chemical attack taking place somewhere in the world

Base: 23,586 online adults under the age of 75 across 30 countries, interviewed 19 September – 3 October 2025.

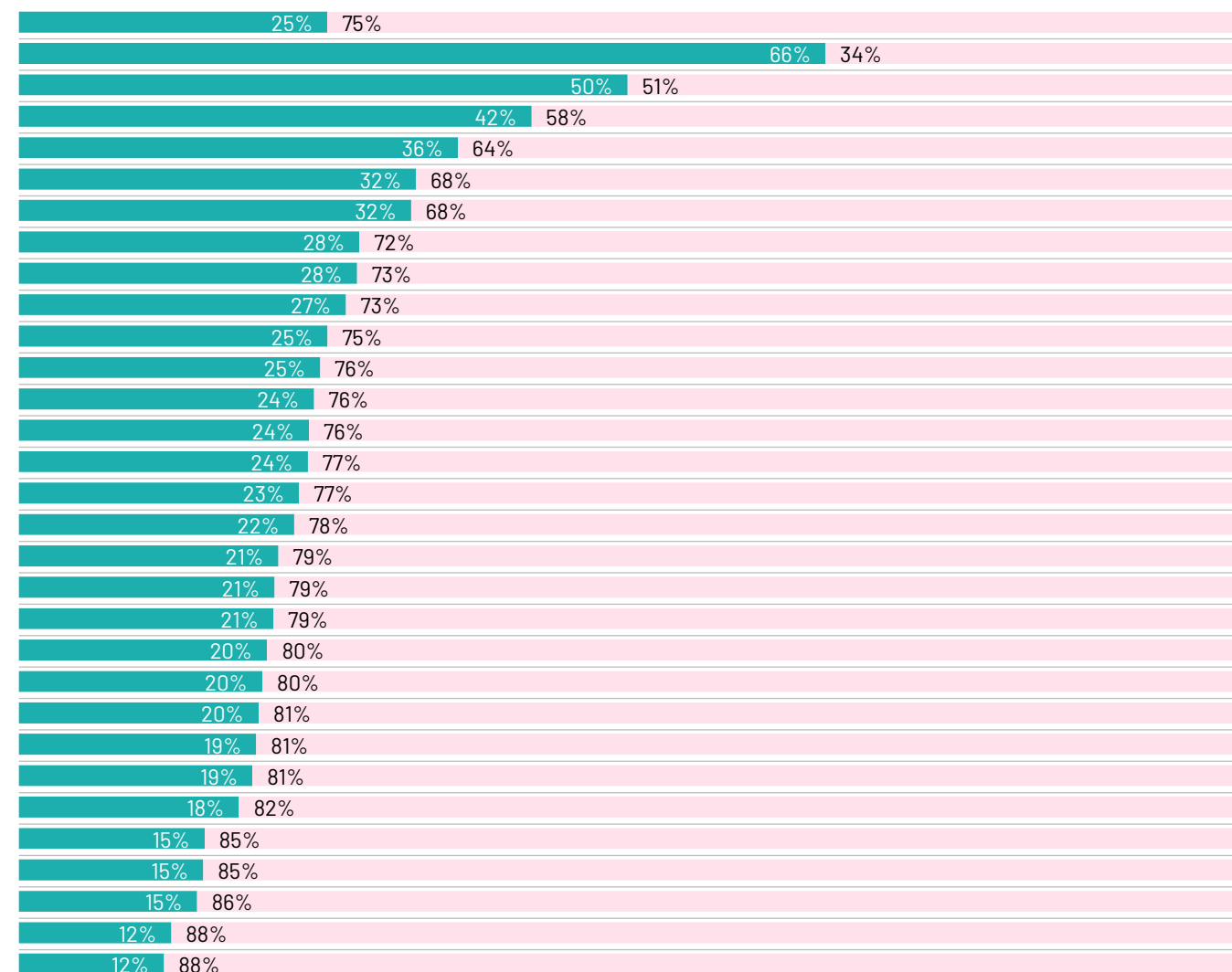
Country

30-country average

India
Thailand
Malaysia
Singapore
South Korea
Indonesia
United States
South Africa
Türkiye
Mexico
Australia
Chile
Brazil
Spain
Ireland
Colombia
Great Britain
Peru
Netherlands
Canada
Sweden
Poland
Argentina
New Zealand
Italy
Hungary
Japan
Belgium
Germany
France

Prepared

Not prepared



Willingness to Engage in World Affairs

Citizens of 30 Countries Assess
Threats and Engagement in
International Affairs

Turning focus inward amid difficult economic times

Q: Given the difficult economic issues in [country] today, [country] needs to focus less on the world and more at home

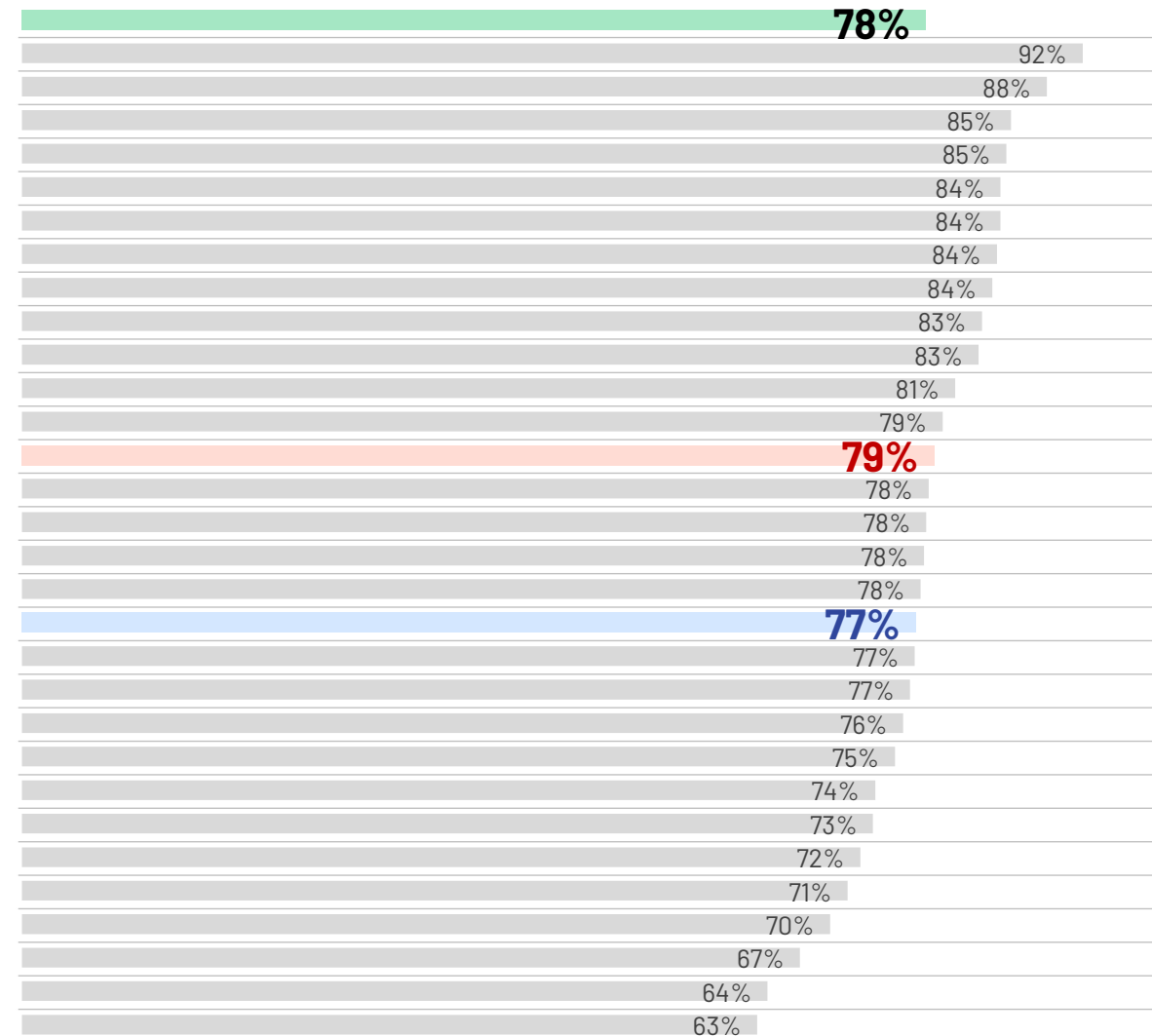
Base: 23,586 online adults under the age of 75 across 30 countries, interviewed 19 September – 3 October 2025.

Country

30-country average

Indonesia
South Africa
Malaysia
Colombia
South Korea
Thailand
Argentina
Mexico
Chile
Peru
Australia
Ireland
Canada
Hungary
Brazil
Great Britain
New Zealand
United States
Türkiye
Japan
France
Singapore
Spain
Poland
Belgium
Germany
India
Sweden
Netherlands
Italy

% somewhat/strongly agree



Change 2024

0 pp
2 pp
4 pp
2 pp
3 pp
-3 pp
1 pp
2 pp
5 pp
2 pp
4 pp
3 pp
0 pp
-2 pp
1 pp
1 pp
-1 pp
-3 pp
-3 pp
-3 pp
1 pp
-3 pp
-3 pp
-2 pp
-3 pp
-7 pp
-3 pp
-2 pp
-3 pp
-4 pp
1 pp
-5 pp

Working with other countries

Q: [Country] should work with other countries towards global goals, even if [country] does not always get exactly what we want

Base: 23,586 online adults under the age of 75 across 30 countries, interviewed 19 September – 3 October 2025.

Country

30-country average

Singapore

Indonesia

Malaysia

Brazil

Italy

Spain

Great Britain

United States

Türkiye

South Africa

New Zealand

Thailand

Poland

South Korea

Sweden

Canada

Colombia

Germany

Peru

Australia

Mexico

Netherlands

France

Chile

Hungary

Ireland

India

Belgium

Argentina

Japan

% somewhat/strongly agree

76%

88%

84%

83%

81%

80%

80%

79%

79%

78%

78%

78%

77%

77%

76%

76%

76%

75%

75%

75%

74%

74%

73%

73%

72%

72%

71%

70%

69%

68%

57%

Change 2024

1 pp

3 pp

-1 pp

1 pp

2 pp

0 pp

3 pp

2 pp

4 pp

-1 pp

-3 pp

1 pp

-4 pp

3 pp

3 pp

0 pp

6 pp

3 pp

4 pp

2 pp

-2 pp

1 pp

0 pp

4 pp

7 pp

0 pp

-3 pp

-4 pp

-2 pp

-4 pp

-7 pp

Moral leader

Q: [Country] has a responsibility to be a moral leader in the world and set an example for other countries to follow

Base: 23,586 online adults under the age of 75 across 30 countries, interviewed 19 September – 3 October 2025.

Country

30-country average

Singapore

Great Britain

Malaysia

South Korea

South Africa

United States

Indonesia

Italy

Canada

Australia

New Zealand

Brazil

Ireland

Thailand

Sweden

Spain

India

Poland

Netherlands

France

Germany

Türkiye

Chile

Hungary

Japan

Mexico

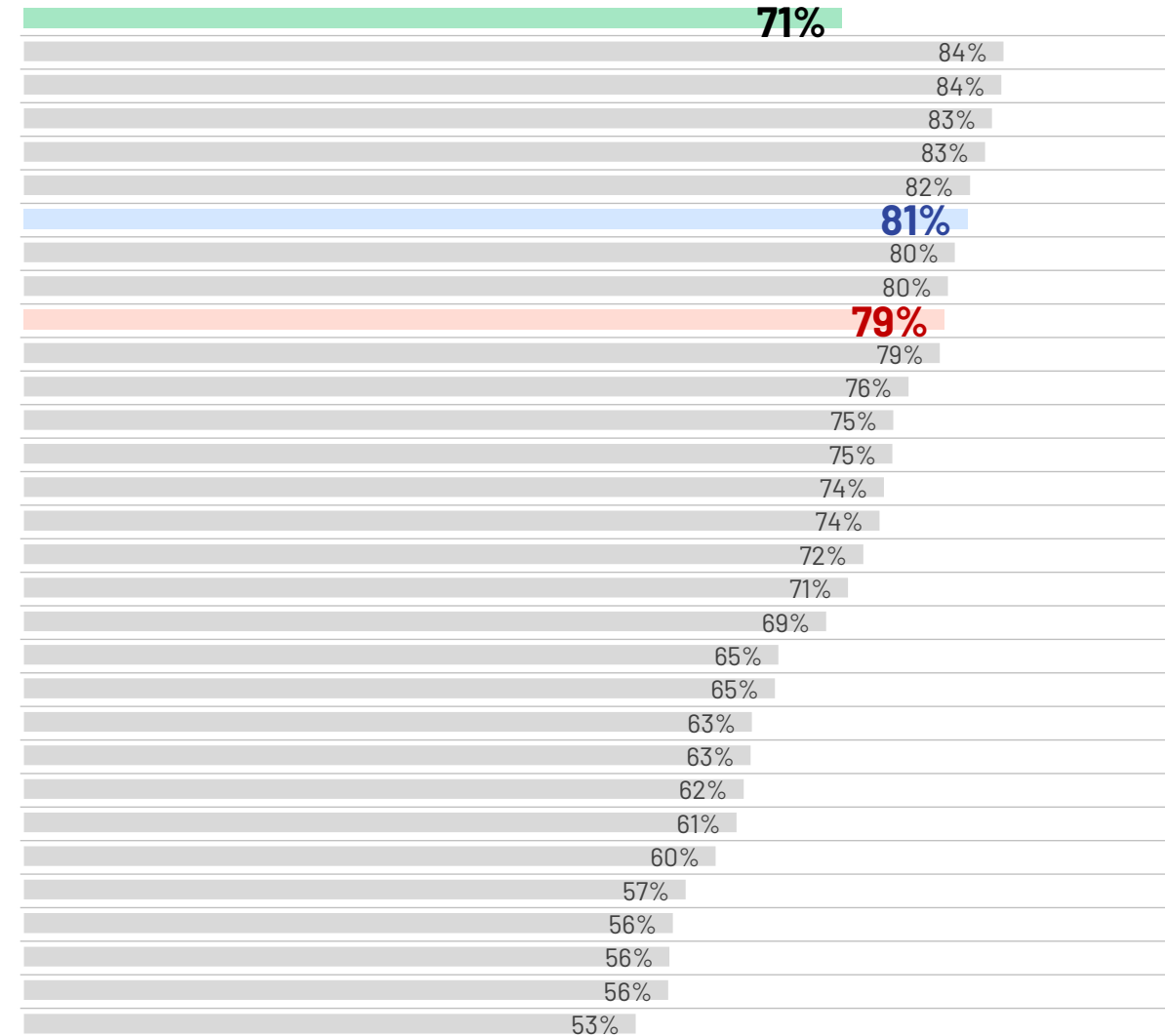
Belgium

Peru

Colombia

Argentina

% somewhat/strongly agree



Change 2024



Good example of democracy

Q: [COUNTRY] is a good example of a democracy

Base: 23,586 online adults under the age of 75 across 30 countries, interviewed 19 September – 3 October 2025.

Country

30-country average

Singapore

Malaysia

Australia

Sweden

New Zealand

South Korea

Canada

Netherlands

India

Ireland

Thailand

Chile

Great Britain

Germany

Argentina

South Africa

Brazil

Poland

United States

Indonesia

Spain

Türkiye

Italy

Belgium

Mexico

France

Japan

Colombia

Peru

Hungary

% somewhat/strongly agree

61%

82%

79%

78%

77%

75%

75%

73%

73%

72%

71%

68%

67%

67%

60%

60%

59%

59%

58%

56%

55%

53%

53%

52%

51%

49%

47%

43%

42%

34%

30%

Change 2024

0 pp

3 pp

-2 pp

1 pp

1 pp

2 pp

10 pp

4 pp

0 pp

-3 pp

1 pp

7 pp

-1 pp

-3 pp

-4 pp

3 pp

-10 pp

5 pp

2 pp

-11 pp

-13 pp

-1 pp

6 pp

-6 pp

-8 pp

-1 pp

0 pp

-2 pp

-4 pp

-1 pp

2 pp

Willingness to Engage in World Affairs (Global Average)

Q: To what extent do you agree or disagree with each of the following statements?

Base: 23,586 online adults under the age of 75 across 30 countries, interviewed 19 September – 3 October 2025.

30-country average

% somewhat/strongly agree

Change 2024

Given the difficult economic issues in my country today, my country needs to focus less on the world, and more at home



0 pp

My country should work with other countries towards global goals, even if my country does not always get exactly what we want



1 pp

My country has a responsibility to be a moral leader in the world and set an example for other countries to follow



1 pp

My country is a good example of democracy



0 pp

Willingness to Engage in World Affairs Over Time

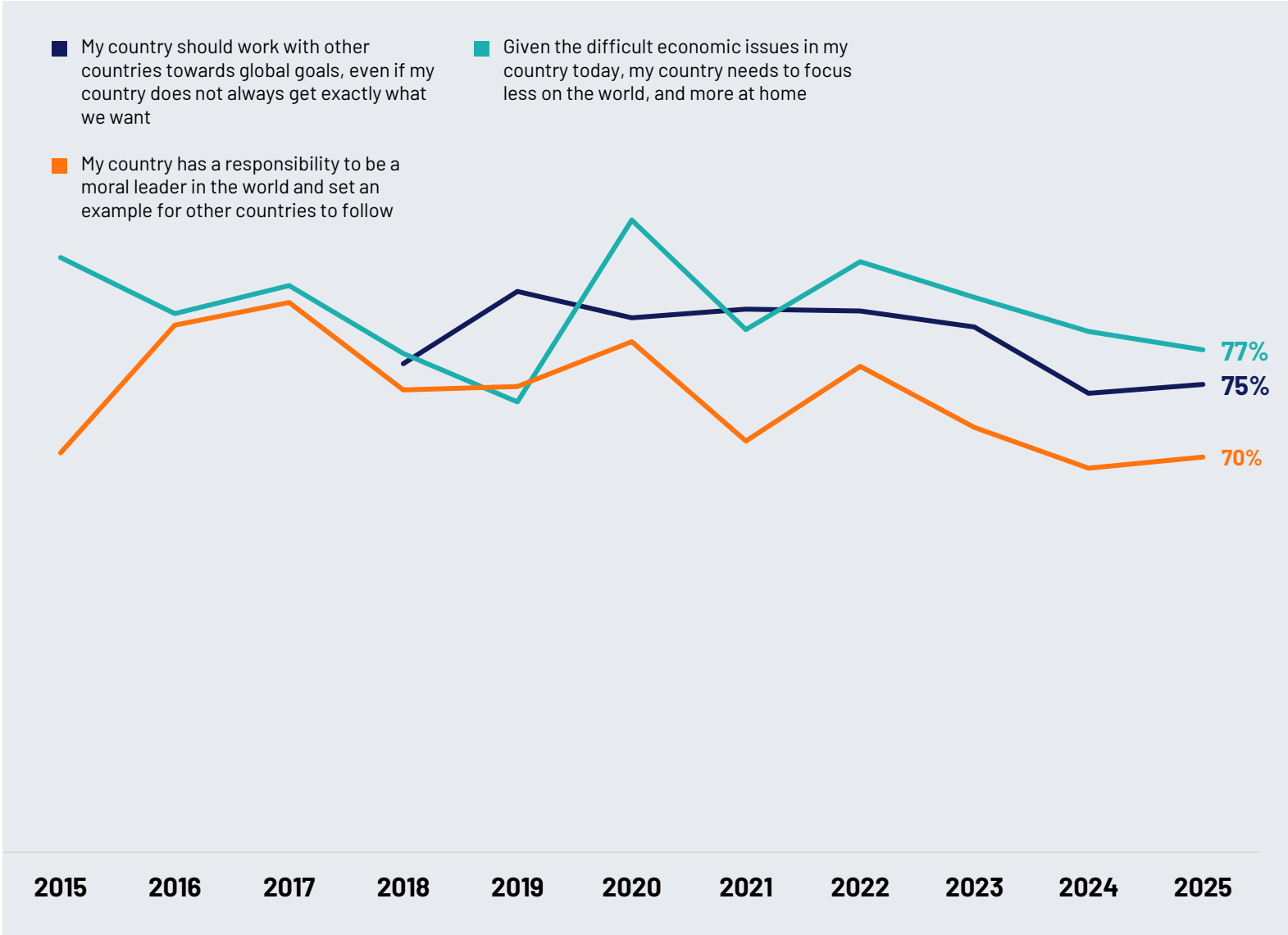
Q: To what extent do you agree or disagree with each of the following statements?

(% somewhat/strongly agree)

20-country average*

*Change for 20-country average is based on the countries which were in all editions of the Ipsos for the Halifax Security Forum report over the past decade.

Base: 18,077 online adults under the age of 75 across 20 countries, interviewed 19 September – 3 October 2025.



World Affairs Influencers

Citizens of 30 Countries Assess
Threats and Engagement in
International Affairs



World Influencers

Q: Thinking about the next decade, would you say the following countries or organizations will have an overall positive or a negative influence on world affairs?

(% strongly/somewhat positive)

20-country average*

*Change for 20-country average is based on the countries which were in all editions of the Ipsos for the Halifax Security Forum report over the past decade.

Base: 18,077 online adults under the age of 75 across 20 countries, interviewed 19 September – 3 October 2025.

	Oct 2025	Oct 2024	Oct 2023	Oct 2022	Oct 2021	Sept 2020	Sept 2019	Nov 2018	Oct 2017	Oct 2016	CHANGE FROM								
											2024	2023	2022	2021	2020	2019	2018	2017	2016
Canada	78%	78%	78%	81%	82%	82%	82%	79%	83%	83%	n/c	n/c	-3 pp	-1 pp	n/c	n/c	3 pp	-4 pp	n/c
Germany	71%	71%	72%	73%	77%	76%	73%	70%	75%	73%	n/c	-1 pp	-1 pp	-4 pp	1 pp	3 pp	3 pp	-5 pp	2 pp
My country	70%	70%	70%	68%	67%	66%	65%	65%	68%	66%	n/c	n/c	2 pp	1 pp	1 pp	1 pp	n/c	-3 pp	2 pp
European Union	70%	67%	69%	70%	72%	69%	68%	65%	71%	n/a	3 pp	-2 pp	-1 pp	-2 pp	3 pp	1 pp	3 pp	-6 pp	n/a
Great Britain	68%	66%	68%	68%	63%	65%	60%	61%	69%	66%	2 pp	-2 pp	n/c	5 pp	-2 pp	5 pp	-1 pp	-8 pp	3 pp
France	67%	65%	68%	72%	72%	69%	69%	66%	74%	71%	2 pp	-3 pp	-4 pp	n/c	3 pp	n/c	3 pp	-8 pp	3 pp
United Nations (UN)	64%	66%	71%	71%	70%	69%	71%	67%	72%	73%	-2 pp	-5 pp	n/c	1 pp	1 pp	-2 pp	4 pp	-5 pp	-1 pp
North Atlantic Treaty Organization (NATO)	62%	61%	64%	65%	62%	61%	61%	59%	n/a	n/a	1 pp	-3 pp	-1 pp	3 pp	1 pp	n/c	2 pp	n/a	n/a
The World Bank	57%	58%	58%	59%	60%	59%	57%	54%	58%	55%	-1 pp	n/c	-1 pp	-1 pp	1 pp	2 pp	3 pp	-4 pp	3 pp
The International Monetary Fund (IMF)	55%	56%	57%	58%	58%	57%	55%	53%	57%	53%	-1 pp	-1 pp	-1 pp	n/c	1 pp	2 pp	2 pp	-4 pp	4 pp
United States	46%	59%	61%	64%	63%	50%	52%	48%	55%	66%	-13 pp	-2 pp	-3 pp	1 pp	13 pp	-2 pp	4 pp	-7 pp	-11 pp
India	44%	46%	49%	49%	48%	49%	50%	48%	58%	53%	-2 pp	-3 pp	n/c	1 pp	-1 pp	-1 pp	2 pp	-10 pp	5 pp
China	43%	39%	36%	34%	36%	36%	46%	47%	54%	51%	4 pp	3 pp	2 pp	-2 pp	n/c	-10 pp	-1 pp	-7 pp	3 pp
BRIC	41%	n/a	n/a	n/a	n/a	n/a	n/a	n/a	n/a	n/a	n/a	n/a	n/a	n/a	n/a	n/a	n/a	n/a	n/a
Saudi Arabia	40%	37%	38%	36%	34%	36%	33%	27%	n/a	n/a	3 pp	-1 pp	2 pp	2 pp	-2 pp	3 pp	6 pp	n/a	n/a
CRINK	28%	n/a	n/a	n/a	n/a	n/a	n/a	n/a	n/a	n/a	n/a	n/a	n/a	n/a	n/a	n/a	n/a	n/a	n/a
Russia	27%	27%	25%	23%	38%	39%	39%	36%	45%	41%	n/c	2 pp	2 pp	-15 pp	-1 pp	n/c	3 pp	-9 pp	4 pp
Israel	25%	27%	40%	41%	40%	37%	34%	31%	41%	34%	-2 pp	-13 pp	-1 pp	1 pp	3 pp	3 pp	3 pp	-10 pp	7 pp
Pakistan	24%	24%	27%	n/a	n/a	n/a	n/a	n/a	n/a	n/a	n/c	-3 pp	n/a	n/a	n/a	n/a	n/a	n/a	n/a
Iran	21%	20%	24%	23%	20%	23%	22%	21%	27%	23%	1 pp	-4 pp	1 pp	3 pp	-3 pp	1 pp	1 pp	-6 pp	4 pp

World Influencers: Canada

Q: Thinking about the next decade, would you say Canada will have an overall positive or a negative influence on world affairs?

Base: 23,586 online adults under the age of 75 across 30 countries, interviewed 19 September – 3 October 2025.

Country

30-country average

Colombia

Mexico

Peru

Netherlands

Chile

Poland

Great Britain

New Zealand

Australia

Canada

France

Ireland

South Korea

Germany

Sweden

South Africa

Thailand

Belgium

Spain

Indonesia

Singapore

United States

Italy

Malaysia

Argentina

Hungary

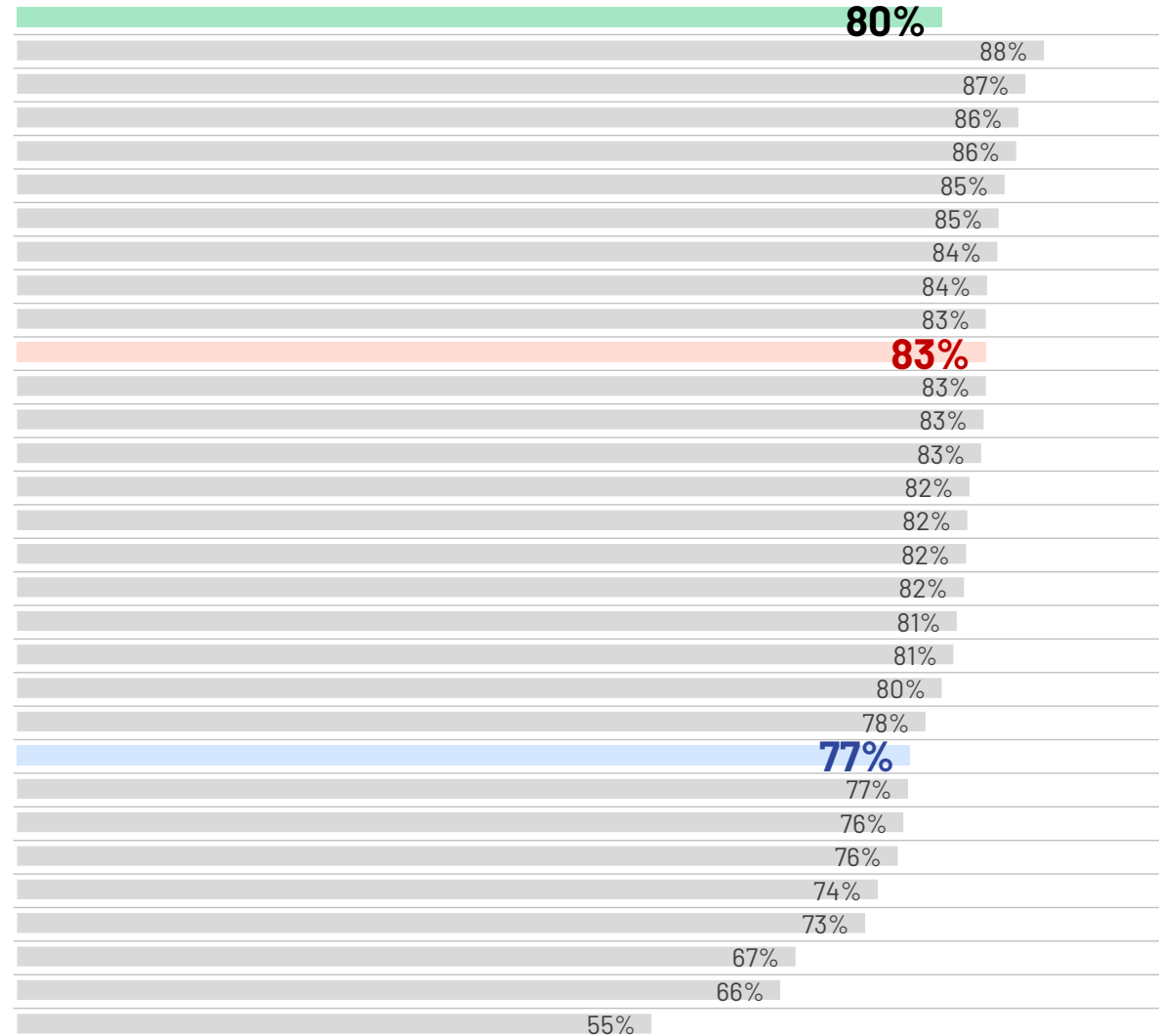
Brazil

Japan

Türkiye

India

% somewhat/strongly positive



Change 2024

1 pp
1 pp
0 pp
1 pp
1 pp
2 pp
6 pp
2 pp
1 pp
3 pp
3 pp
5 pp
1 pp
1 pp
2 pp
0 pp
2 pp
2 pp
-1 pp
1 pp
0 pp
-2 pp
-2 pp
1 pp
6 pp
-2 pp
0 pp
-6 pp
-4 pp
-3 pp
-7 pp

World Influencers: My Country

Q: Thinking about the next decade, would you say your country will have an overall positive or a negative influence on world affairs?

Base: 23,586 online adults under the age of 75 across 30 countries, interviewed 19 September – 3 October 2025.

Country

24-country average

Singapore

Malaysia

New Zealand

Indonesia

Poland

Ireland

Thailand

Australia

Chile

Sweden

South Korea

Colombia

Netherlands

Mexico

South Africa

Argentina

Spain

Peru

Brazil

Italy

Türkiye

Japan

Belgium

Hungary

% somewhat/strongly positive

76%

90%

88%

87%

86%

85%

84%

84%

84%

83%

81%

79%

79%

78%

75%

73%

73%

71%

71%

68%

64%

64%

63%

62%

44%

Change 2024

2 pp

0 pp

4 pp

1 pp

-1 pp

2 pp

1 pp

6 pp

2 pp

9 pp

6 pp

5 pp

6 pp

1 pp

4 pp

-8 pp

-1 pp

1 pp

5 pp

-3 pp

0 pp

0 pp

-2 pp

-5 pp

1 pp

World Influencers: Germany

Q: Thinking about the next decade, would you say Germany will have an overall positive or a negative influence on world affairs?

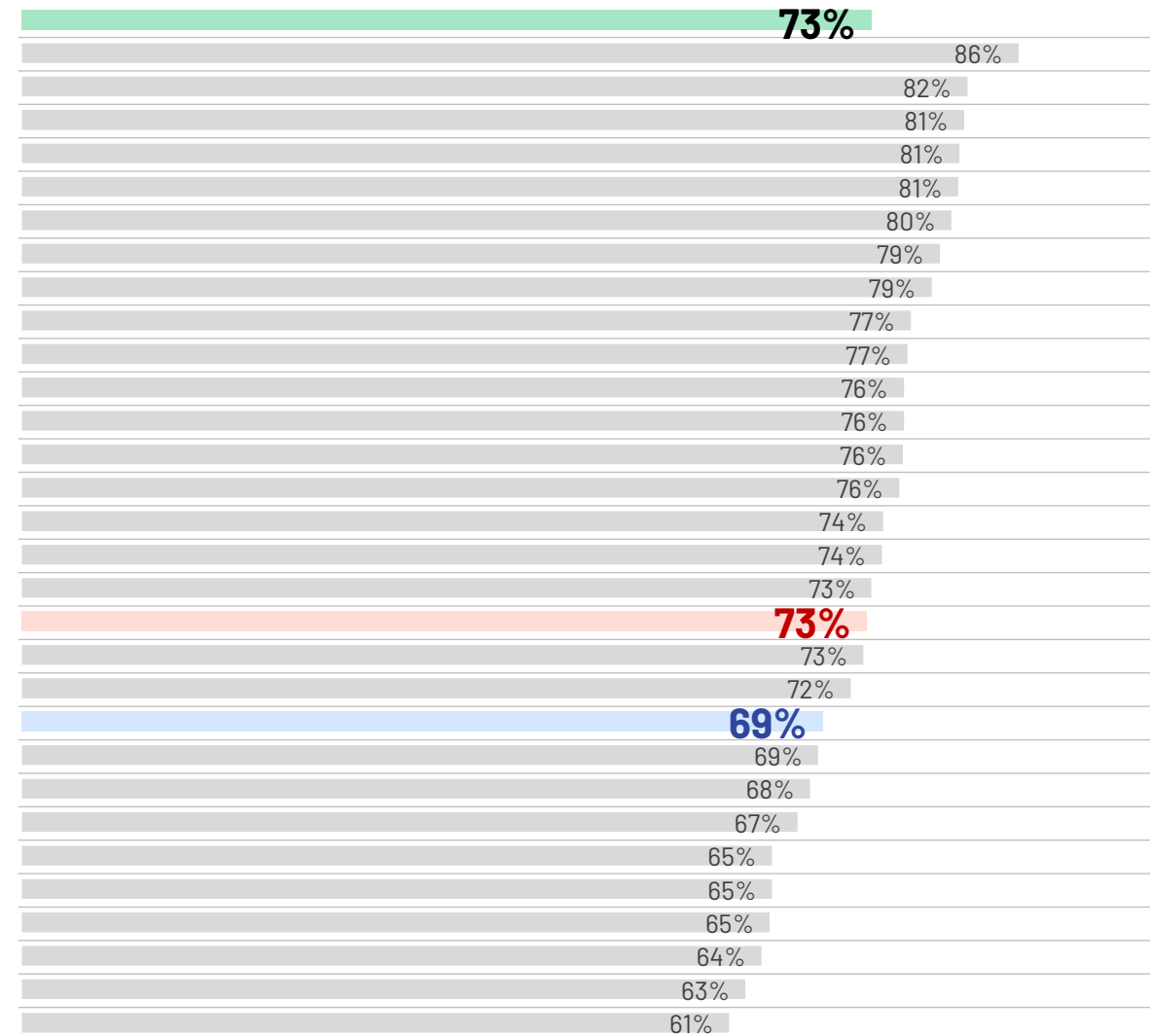
Base: 23,586 online adults under the age of 75 across 30 countries, interviewed 19 September – 3 October 2025.

Country

30-country average

Netherlands
Peru
Thailand
Colombia
Mexico
South Africa
Indonesia
Sweden
Chile
Great Britain
New Zealand
Australia
Singapore
Ireland
Spain
South Korea
France
Canada
Belgium
Malaysia
United States
Brazil
Argentina
Poland
Japan
Hungary
Türkiye
Italy
Germany
India

% somewhat/strongly positive



Change 2024

0 pp
0 pp
-2 pp
2 pp
1 pp
0 pp
-2 pp
-3 pp
4 pp
3 pp
1 pp
-1 pp
5 pp
-3 pp
2 pp
0 pp
-3 pp
3 pp
3 pp
-1 pp
4 pp
-4 pp
-1 pp
-4 pp
11 pp
-1 pp
2 pp
-2 pp
-3 pp
-4 pp
-3 pp

World Influencers: European Union

Q: Thinking about the next decade, would you say European Union will have an overall positive or a negative influence on world affairs?

Base: 23,586 online adults under the age of 75 across 30 countries, interviewed 19 September – 3 October 2025.

Country

30-country average

Colombia

Peru

Thailand

Ireland

New Zealand

Spain

South Korea

South Africa

Chile

Mexico

Canada

Poland

Indonesia

Netherlands

Great Britain

Australia

Singapore

Sweden

United States

Malaysia

Brazil

Hungary

Argentina

Italy

Germany

Belgium

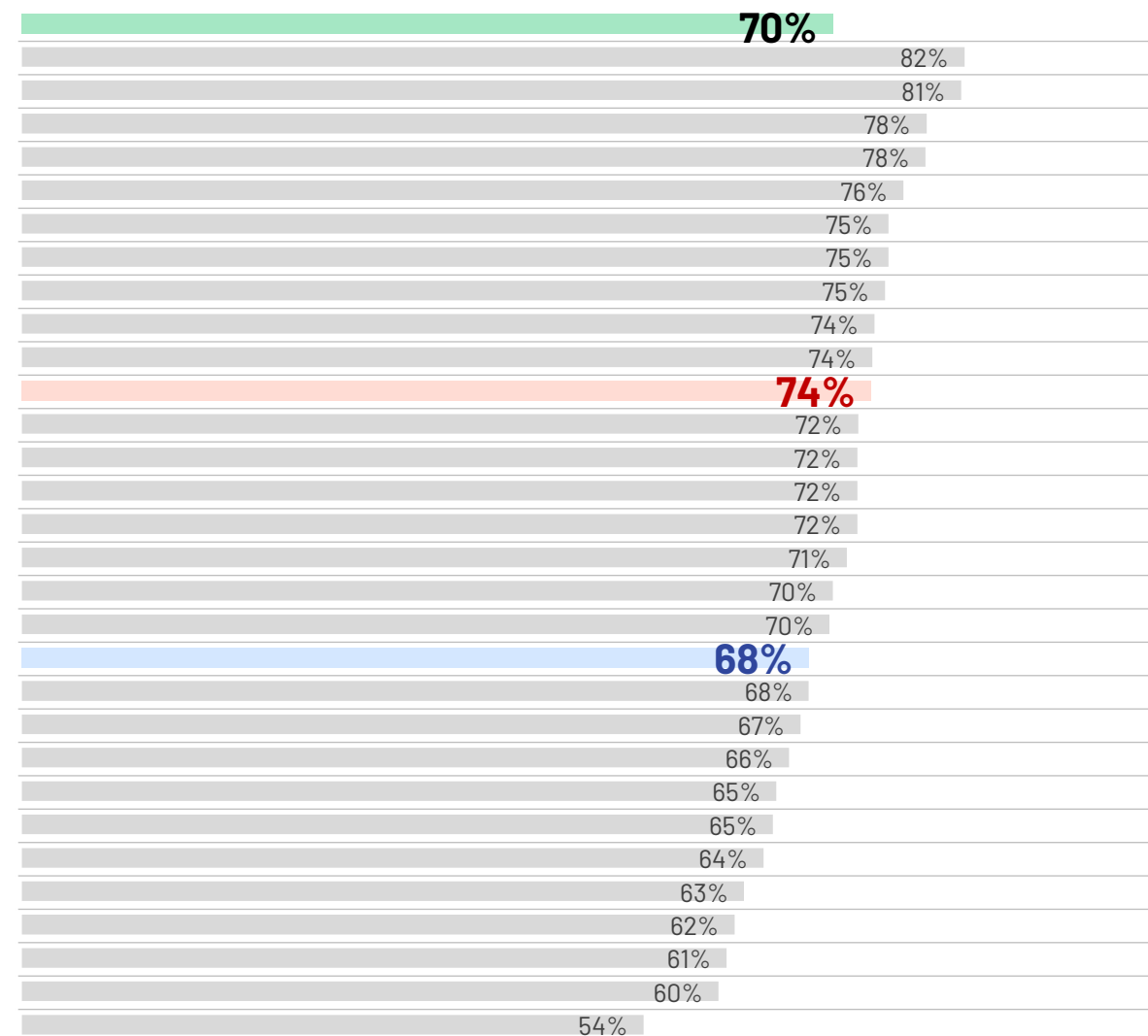
France

India

Japan

Türkiye

% somewhat/strongly positive



Change 2024

1 pp

4 pp

0 pp

-1 pp

4 pp

4 pp

3 pp

4 pp

-2 pp

1 pp

-4 pp

8 pp

10 pp

-3 pp

0 pp

3 pp

3 pp

-1 pp

1 pp

1 pp

8 pp

-1 pp

3 pp

-1 pp

-1 pp

-4 pp

-3 pp

1 pp

-2 pp

-2 pp

-1 pp

World Influencers: France

Q: Thinking about the next decade, would you say France will have an overall positive or a negative influence on world affairs?

Base: 23,586 online adults under the age of 75 across 30 countries, interviewed 19 September – 3 October 2025.

Country

30-country average

Colombia

Peru

Mexico

Chile

New Zealand

Indonesia

Canada

South Africa

Thailand

Ireland

Australia

Sweden

Poland

Brazil

Malaysia

Netherlands

United States

Singapore

Spain

Great Britain

South Korea

Germany

France

Argentina

India

Japan

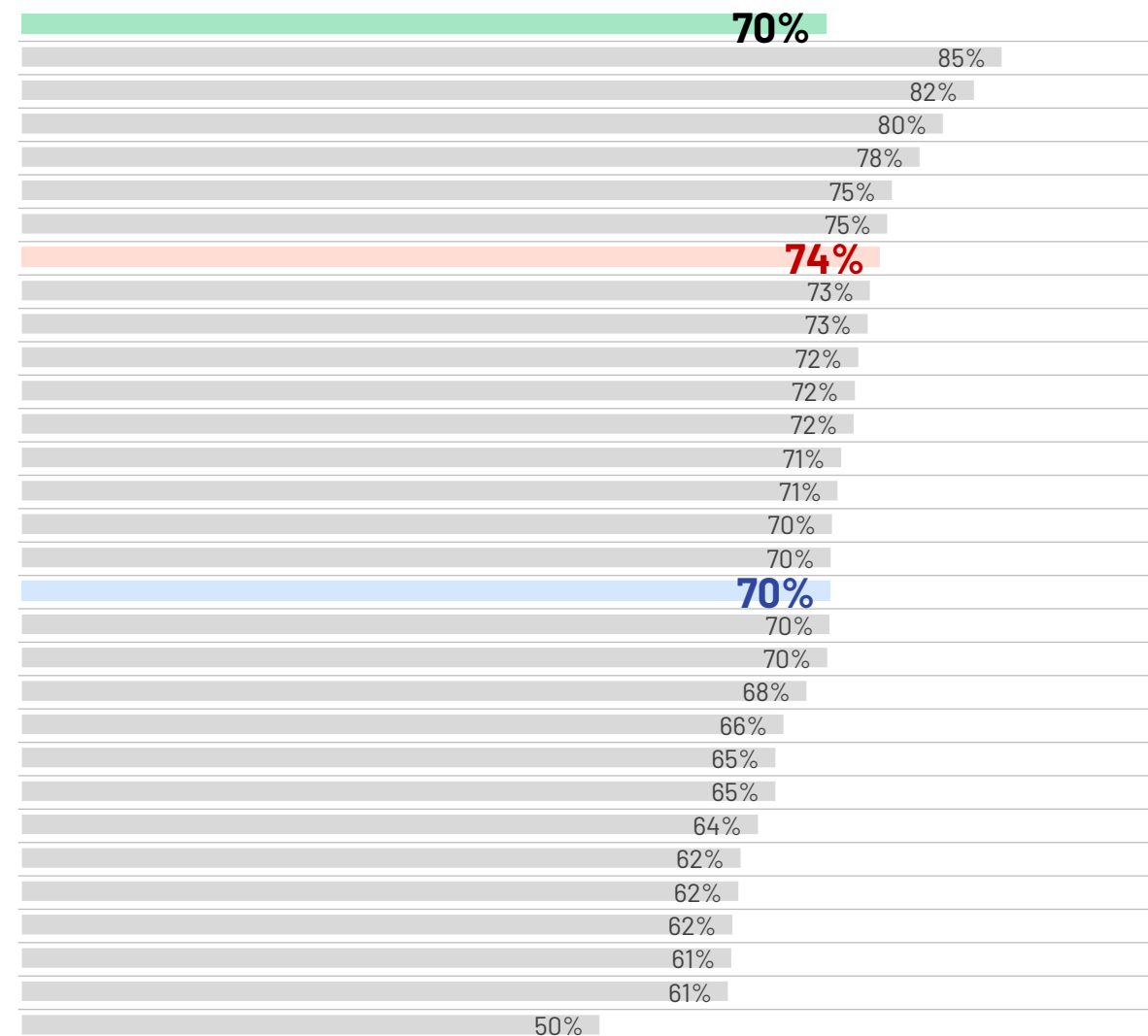
Hungary

Italy

Belgium

Türkiye

% somewhat/strongly positive



Change 2024

2 pp

5 pp

2 pp

2 pp

2 pp

5 pp

-1 pp

6 pp

-4 pp

-5 pp

-3 pp

3 pp

6 pp

14 pp

1 pp

6 pp

-2 pp

1 pp

-2 pp

7 pp

1 pp

-1 pp

-5 pp

2 pp

6 pp

-4 pp

0 pp

7 pp

1 pp

-1 pp

2 pp

World Influencers: Great Britain

Q: Thinking about the next decade, would you say Great Britain will have an overall positive or a negative influence on world affairs?

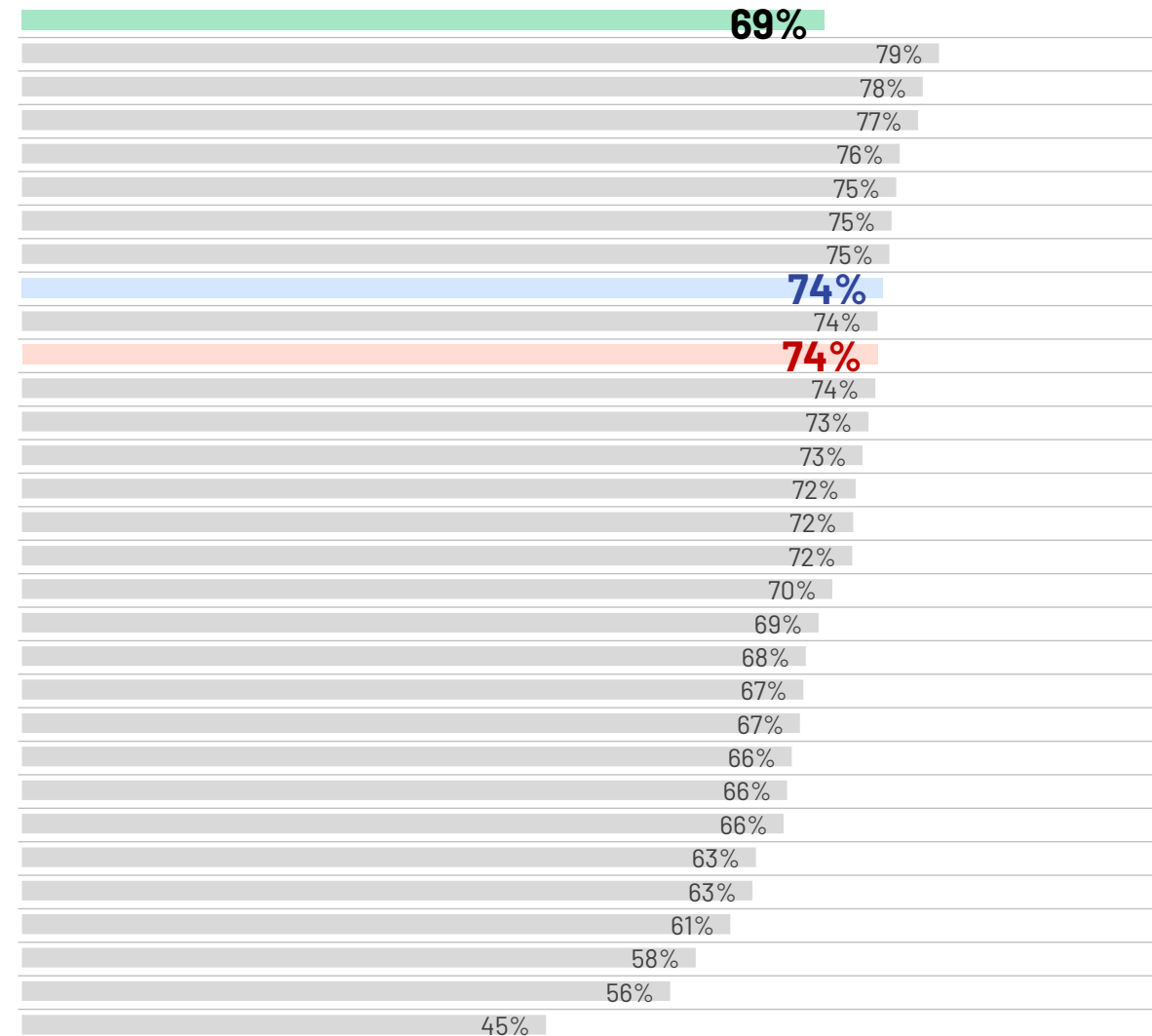
Base: 23,586 online adults under the age of 75 across 30 countries, interviewed 19 September – 3 October 2025.

Country

30-country average

Peru
Colombia
Poland
Chile
Indonesia
South Africa
Mexico
United States
Great Britain
Canada
Australia
Malaysia
New Zealand
Netherlands
Singapore
South Korea
Sweden
Hungary
Italy
France
Thailand
Spain
Japan
Germany
Brazil
Belgium
Ireland
India
Argentina
Türkiye

% somewhat/strongly positive



Change 2024

2 pp
4 pp
0 pp
7 pp
3 pp
2 pp
-2 pp
0 pp
-2 pp
-1 pp
5 pp
1 pp
10 pp
2 pp
8 pp
0 pp
4 pp
3 pp
5 pp
3 pp
5 pp
1 pp
7 pp
-2 pp
5 pp
-6 pp
8 pp
6 pp
-4 pp
1 pp
-2 pp

World Influencers: United Nations

Q: Thinking about the next decade, would you say the UN will have an overall positive or a negative influence on world affairs?

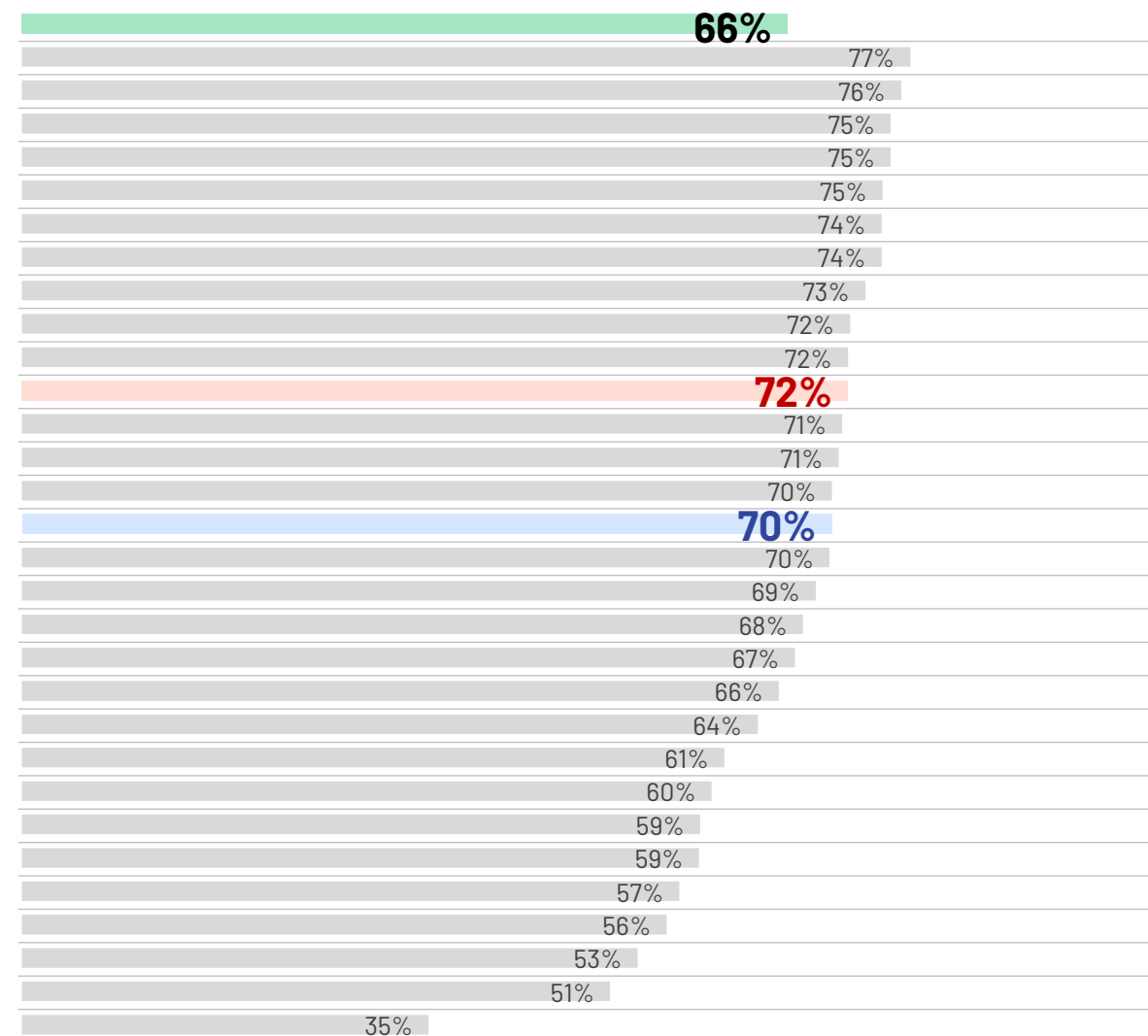
Base: 23,586 online adults under the age of 75 across 30 countries, interviewed 19 September – 3 October 2025.

Country

30-country average

Thailand
South Africa
South Korea
Peru
Sweden
Great Britain
Colombia
Poland
New Zealand
Mexico
Canada
Ireland
Malaysia
Indonesia
United States
Singapore
Netherlands
Chile
Australia
Brazil
Hungary
India
Italy
Argentina
France
Belgium
Germany
Türkiye
Japan
Spain

% somewhat/strongly positive



Change 2024

-2 pp
-2 pp
-4 pp
-2 pp
4 pp
2 pp
2 pp
2 pp
2 pp
2 pp
-1 pp
8 pp
1 pp
4 pp
-7 pp
4 pp
-3 pp
-4 pp
8 pp
0 pp
-1 pp
-1 pp
-5 pp
-1 pp
0 pp
-2 pp
-8 pp
-8 pp
-1 pp
-3 pp
-20 pp

World Influencers: NATO

Q: Thinking about the next decade, would you say NATO will have an overall positive or a negative influence on world affairs?

Base: 23,586 online adults under the age of 75 across 30 countries, interviewed 19 September – 3 October 2025.

Country

30-country average

Poland

Netherlands

Great Britain

Ireland

Canada

Sweden

Thailand

New Zealand

Colombia

South Korea

Peru

United States

Australia

Germany

Hungary

Singapore

Belgium

South Africa

Spain

France

Brazil

Italy

Japan

India

Mexico

Chile

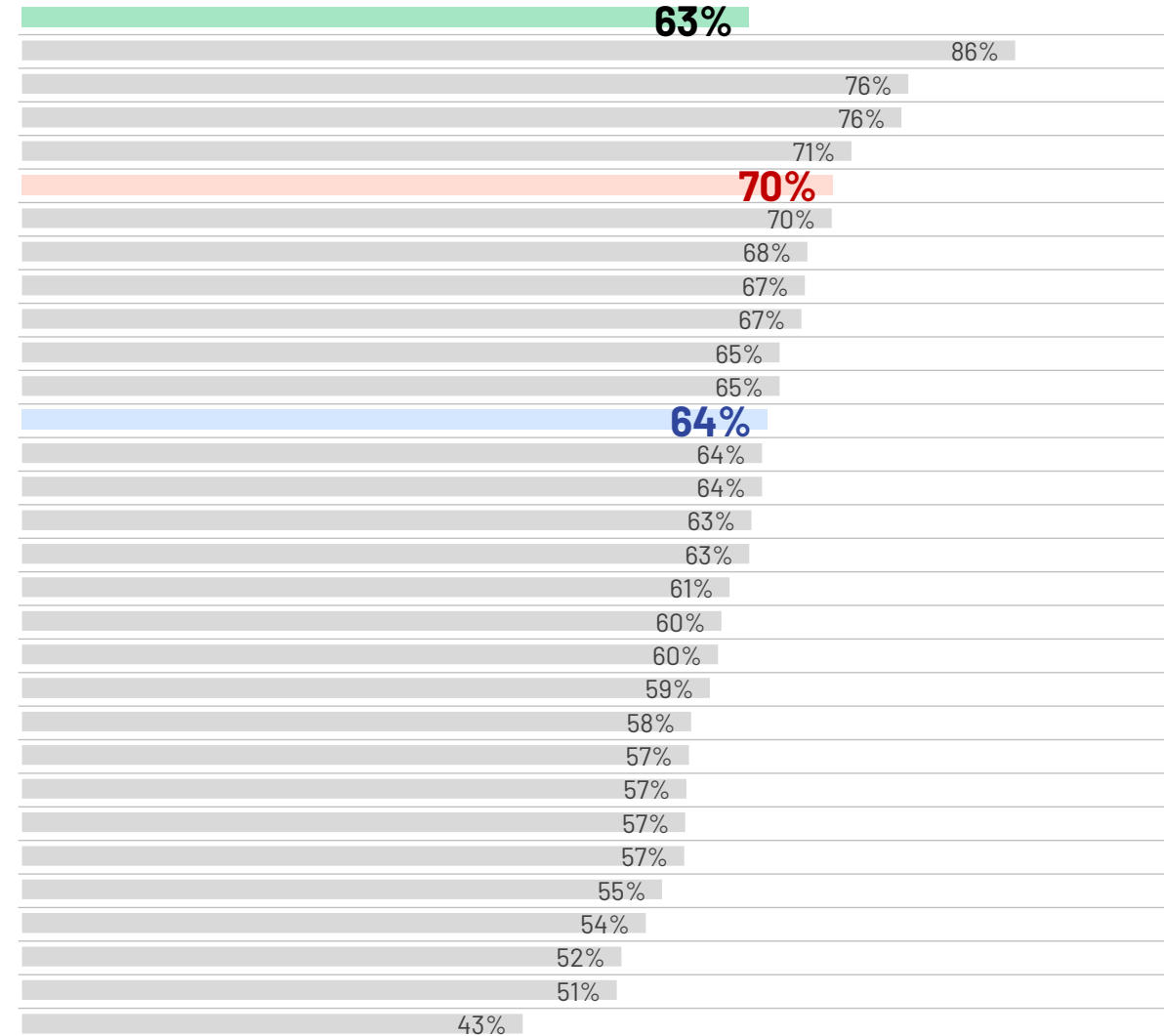
Malaysia

Indonesia

Türkiye

Argentina

% somewhat/strongly positive



Change 2024

2 pp
5 pp
1 pp
5 pp
11 pp
9 pp
0 pp
1 pp
3 pp
2 pp
1 pp
5 pp
-2 pp
0 pp
1 pp
-2 pp
5 pp
-3 pp
-2 pp
3 pp
6 pp
1 pp
2 pp
-2 pp
-3 pp
-1 pp
8 pp
3 pp
-6 pp
-2 pp
-3 pp

World Influencers: The World Bank

Q: Thinking about the next decade, would you say The World Bank will have an overall positive or a negative influence on world affairs?

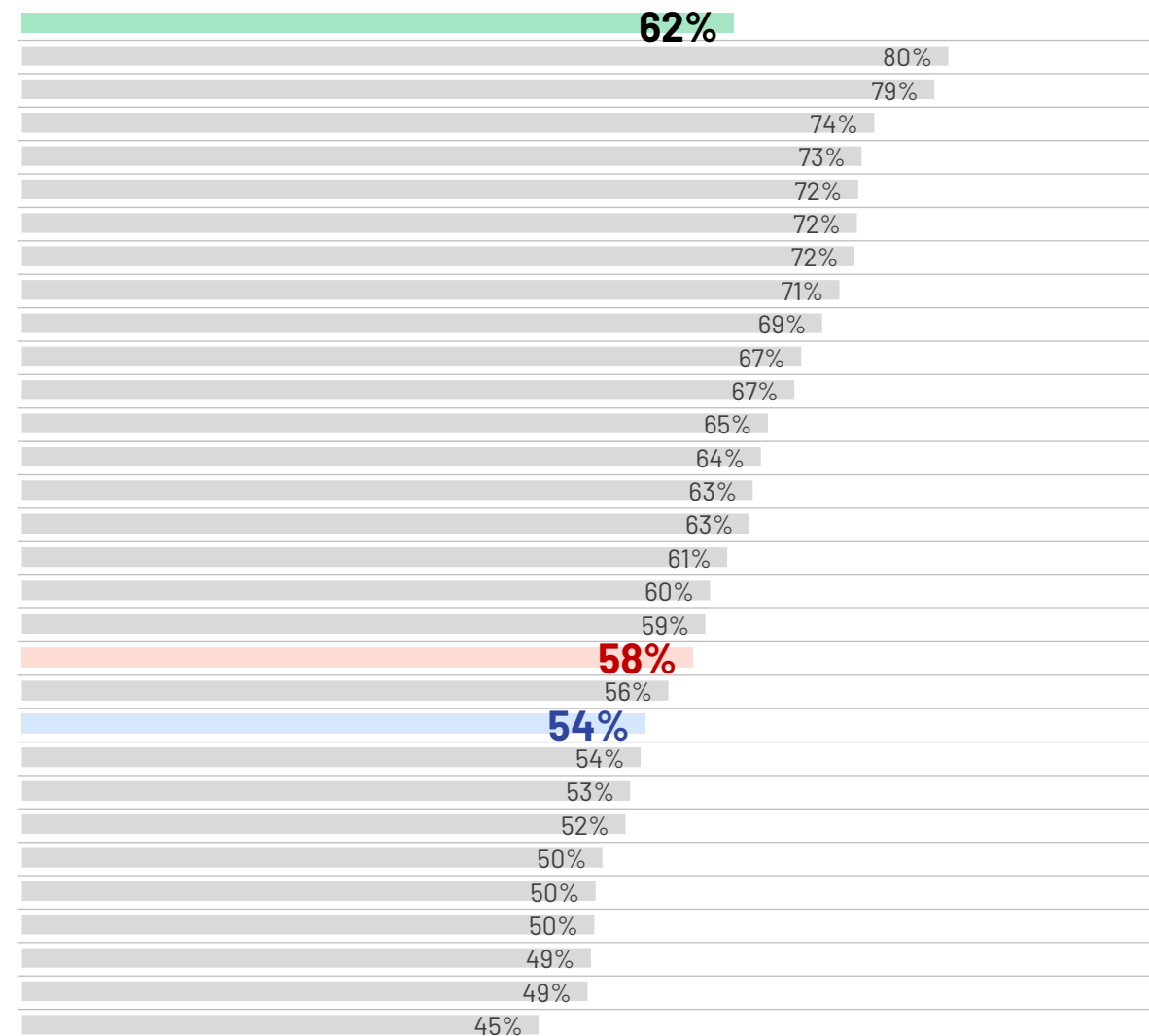
Base: 23,586 online adults under the age of 75 across 30 countries, interviewed 19 September – 3 October 2025.

Country

30-country average

Peru
Thailand
Malaysia
South Africa
Colombia
Mexico
Singapore
South Korea
Chile
Indonesia
Brazil
Netherlands
India
Ireland
Poland
Great Britain
Sweden
New Zealand
Canada
Australia
United States
Spain
Argentina
Japan
Türkiye
Italy
Hungary
France
Belgium
Germany

% Somewhat/strongly positive



Change 2024

1 pp
7 pp
-1 pp
3 pp
-3 pp
1 pp
1 pp
-2 pp
5 pp
10 pp
-10 pp
1 pp
-1 pp
-4 pp
3 pp
1 pp
0 pp
4 pp
2 pp
4 pp
2 pp
2 pp
1 pp
3 pp
-6 pp
-3 pp
-1 pp
-1 pp
1 pp
-3 pp
-5 pp

World Influencers: The International Monetary Fund (IMF)

Q: Thinking about the next decade, would you say The International Monetary Fund will have an overall positive or a negative influence on world affairs?

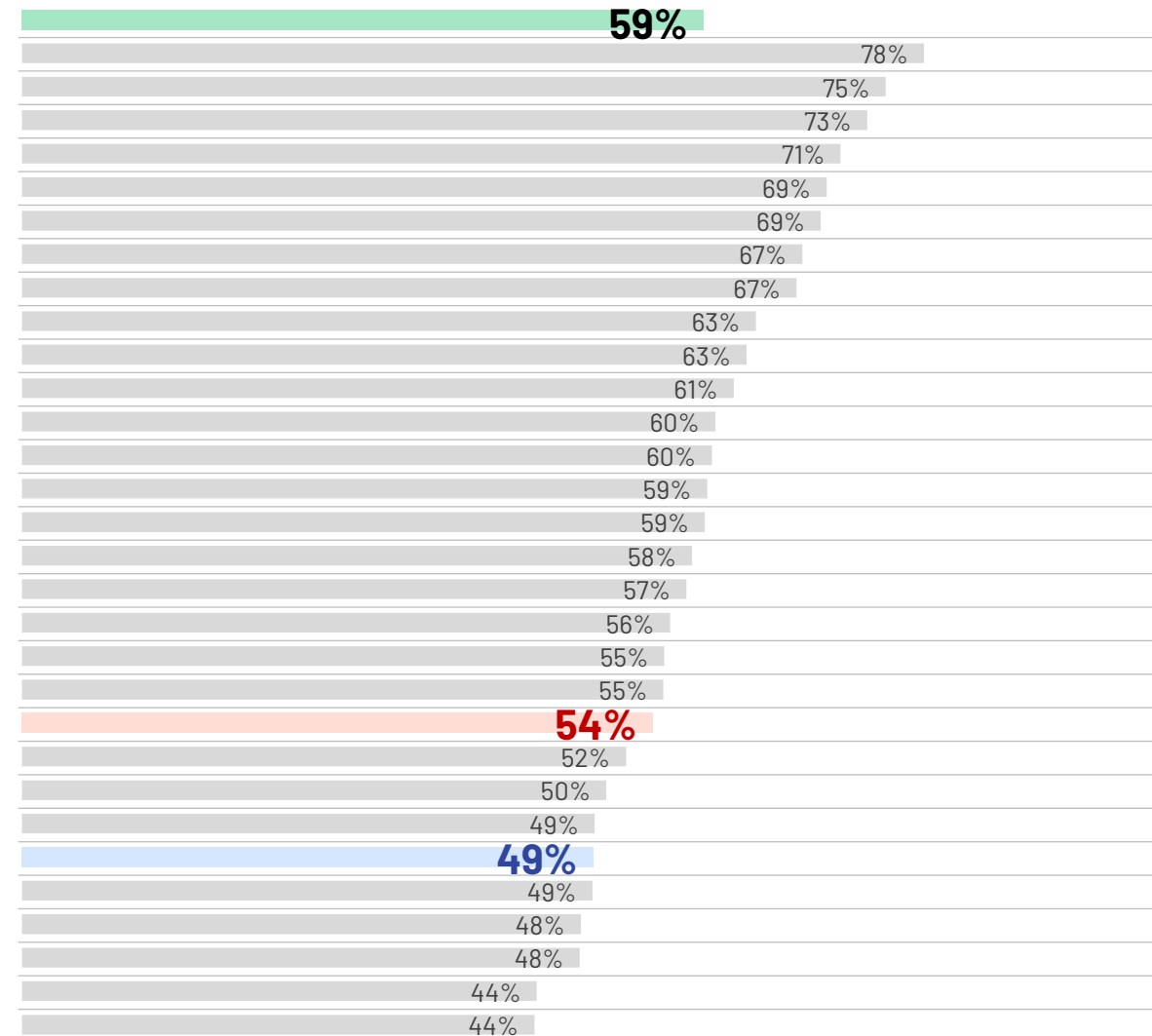
Base: 23,586 online adults under the age of 75 across 30 countries, interviewed 19 September – 3 October 2025.

Country

30-country average

Thailand
Peru
Colombia
South Africa
Malaysia
Singapore
Mexico
Chile
South Korea
Poland
Netherlands
Indonesia
India
Great Britain
Ireland
Brazil
Sweden
New Zealand
Australia
Spain
Canada
Japan
Hungary
Italy
United States
France
Germany
Belgium
Türkiye
Argentina

% somewhat/strongly positive



Change 2024

-1 pp
-2 pp
2 pp
2 pp
-4 pp
2 pp
-5 pp
-3 pp
11 pp
-1 pp
4 pp
-2 pp
-7 pp
-7 pp
-1 pp
1 pp
0 pp
-1 pp
-1 pp
1 pp
1 pp
1 pp
2 pp
-6 pp
-1 pp
-4 pp
3 pp
1 pp
-4 pp
-6 pp
-2 pp
1 pp

World Influencers: China

Q: Thinking about the next decade, would you say China will have an overall positive or a negative influence on world affairs?

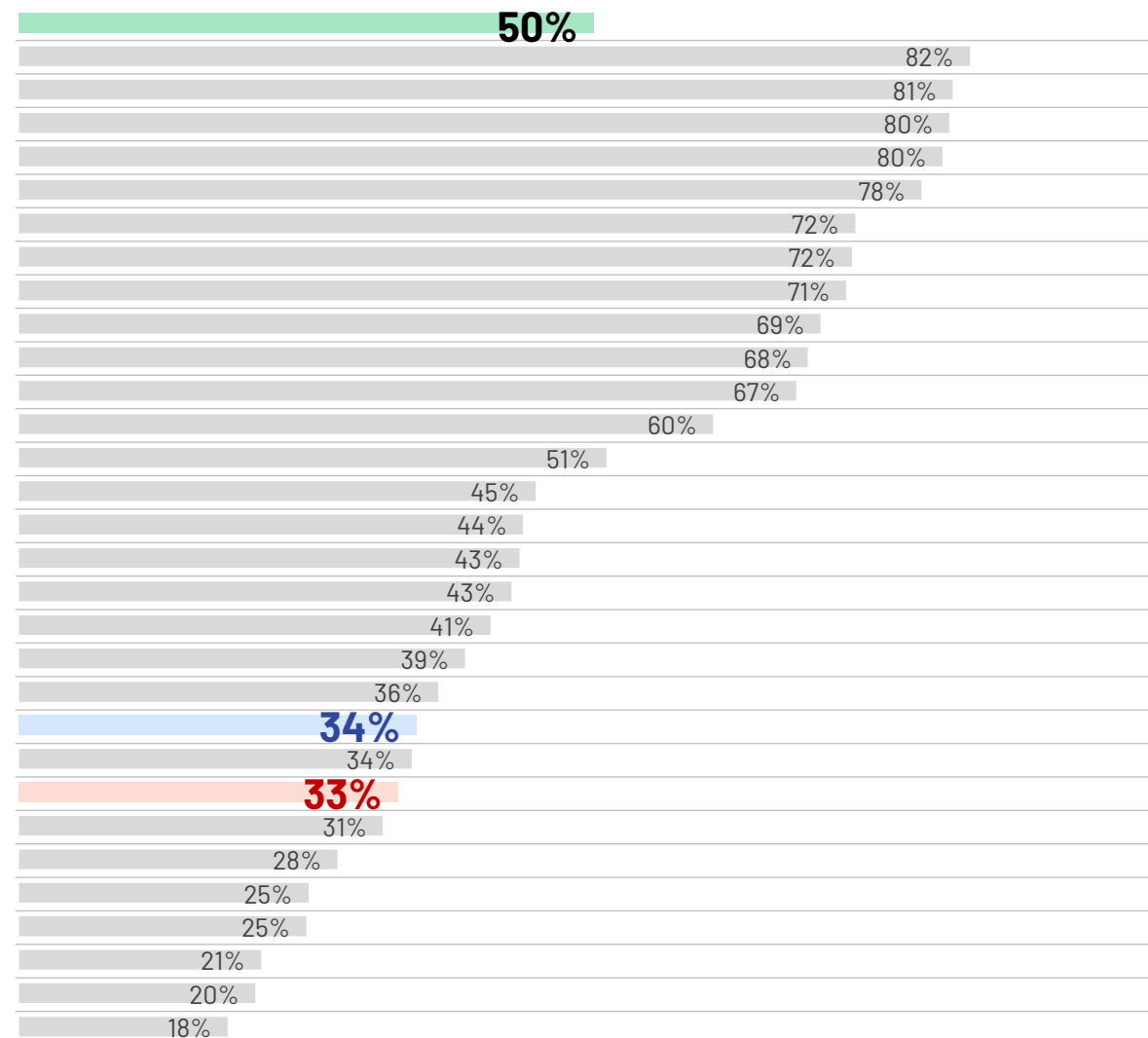
Base: 23,586 online adults under the age of 75 across 30 countries, interviewed 19 September – 3 October 2025.

Country

30-country average

Peru
South Africa
Indonesia
Malaysia
Mexico
Singapore
Colombia
Thailand
Argentina
Brazil
Chile
Türkiye
India
Spain
Ireland
Hungary
New Zealand
Italy
Australia
Great Britain
United States
Poland
Canada
Belgium
France
South Korea
Germany
Sweden
Netherlands
Japan

% somewhat/strongly positive



Change 2024

4 pp
3 pp
2 pp
4 pp
9 pp
7 pp
2 pp
1 pp
-3 pp
6 pp
4 pp
6 pp
6 pp
4 pp
3 pp
4 pp
0 pp
10 pp
5 pp
3 pp
5 pp
10 pp
2 pp
8 pp
4 pp
-1 pp
8 pp
0 pp
-2 pp
-3 pp
0 pp

World Influencers: United States

Q: Thinking about the next decade, would you say United States will have an overall positive or a negative influence on world affairs?

Base: 23,586 online adults under the age of 75 across 30 countries, interviewed 19 September – 3 October 2025.

Country

30-country average

Peru

Thailand

United States

Colombia

Argentina

Poland

Chile

South Africa

India

Brazil

Hungary

South Korea

Great Britain

Malaysia

Japan

Mexico

Singapore

Australia

Türkiye

Indonesia

Ireland

France

Italy

Spain

New Zealand

Netherlands

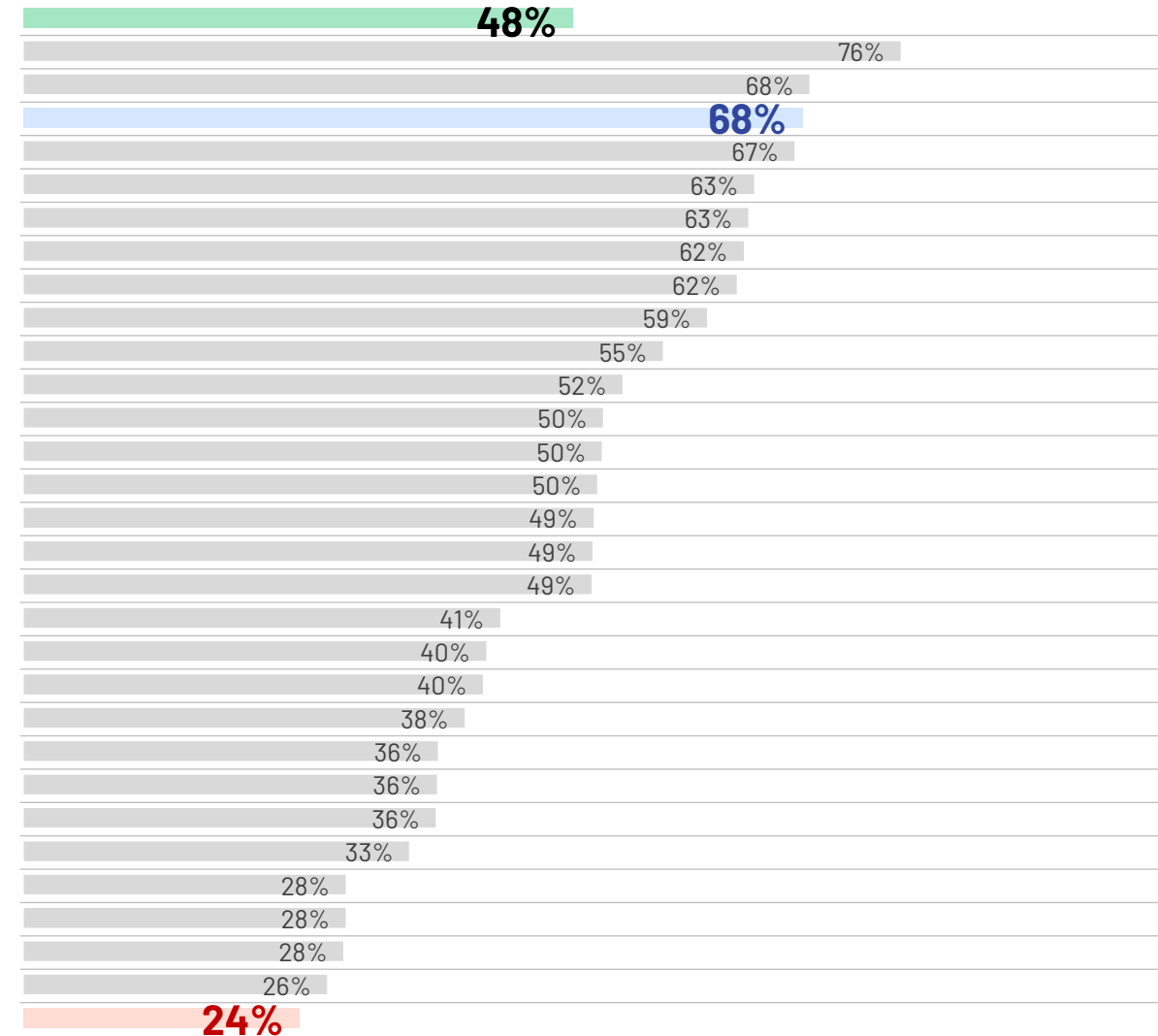
Belgium

Germany

Sweden

Canada

% somewhat/strongly positive



Change 2024

-12 pp
-6 pp
-8 pp
-9 pp
-10 pp
-3 pp
-10 pp
-5 pp
-9 pp
-7 pp
-18 pp
-1 pp
-21 pp
-6 pp
-2 pp
-16 pp
-18 pp
-17 pp
-13 pp
0 pp
-15 pp
-11 pp
-20 pp
-16 pp
-18 pp
-15 pp
-22 pp
-19 pp
-23 pp
-18 pp
-28 pp

World Influencers: India

Q: Thinking about the next decade, would you say India will have an overall positive or a negative influence on world affairs?

Base: 23,586 online adults under the age of 75 across 30 countries, interviewed 19 September – 3 October 2025.

Country

30-country average

India

Thailand

South Africa

Colombia

Mexico

Peru

New Zealand

Brazil

Japan

Indonesia

Chile

Australia

United States

Ireland

Singapore

Great Britain

Malaysia

Argentina

Poland

Hungary

South Korea

Italy

Sweden

France

Spain

Germany

Belgium

Canada

Türkiye

Netherlands

% somewhat/strongly positive

46%

70%

67%

64%

59%

56%

55%

52%

52%

51%

51%

50%

49%

49%

48%

46%

46%

45%

42%

41%

40%

39%

37%

37%

36%

34%

34%

33%

31%

30%

Change 2024

-2 pp

-11 pp

9 pp

-5 pp

-3 pp

7 pp

3 pp

1 pp

-1 pp

-7 pp

-9 pp

3 pp

-2 pp

-3 pp

5 pp

0 pp

1 pp

-1 pp

-4 pp

-4 pp

-2 pp

-4 pp

-2 pp

-1 pp

4 pp

-2 pp

-5 pp

0 pp

-2 pp

1 pp

-5 pp

World Influencers: BRIC (Brazil, Russia, India, China and South Africa)

Q: Thinking about the next decade, would you say BRIC countries will have an overall positive or a negative influence on world affairs?

Base: 23,586 online adults under the age of 75 across 30 countries, interviewed 19 September – 3 October 2025.

Country

30-country average

South Africa

Indonesia

Peru

Malaysia

Mexico

Colombia

Thailand

Brazil

India

Argentina

Chile

Singapore

Türkiye

New Zealand

Australia

South Korea

Hungary

United States

Italy

Ireland

Great Britain

Canada

Japan

Spain

France

Belgium

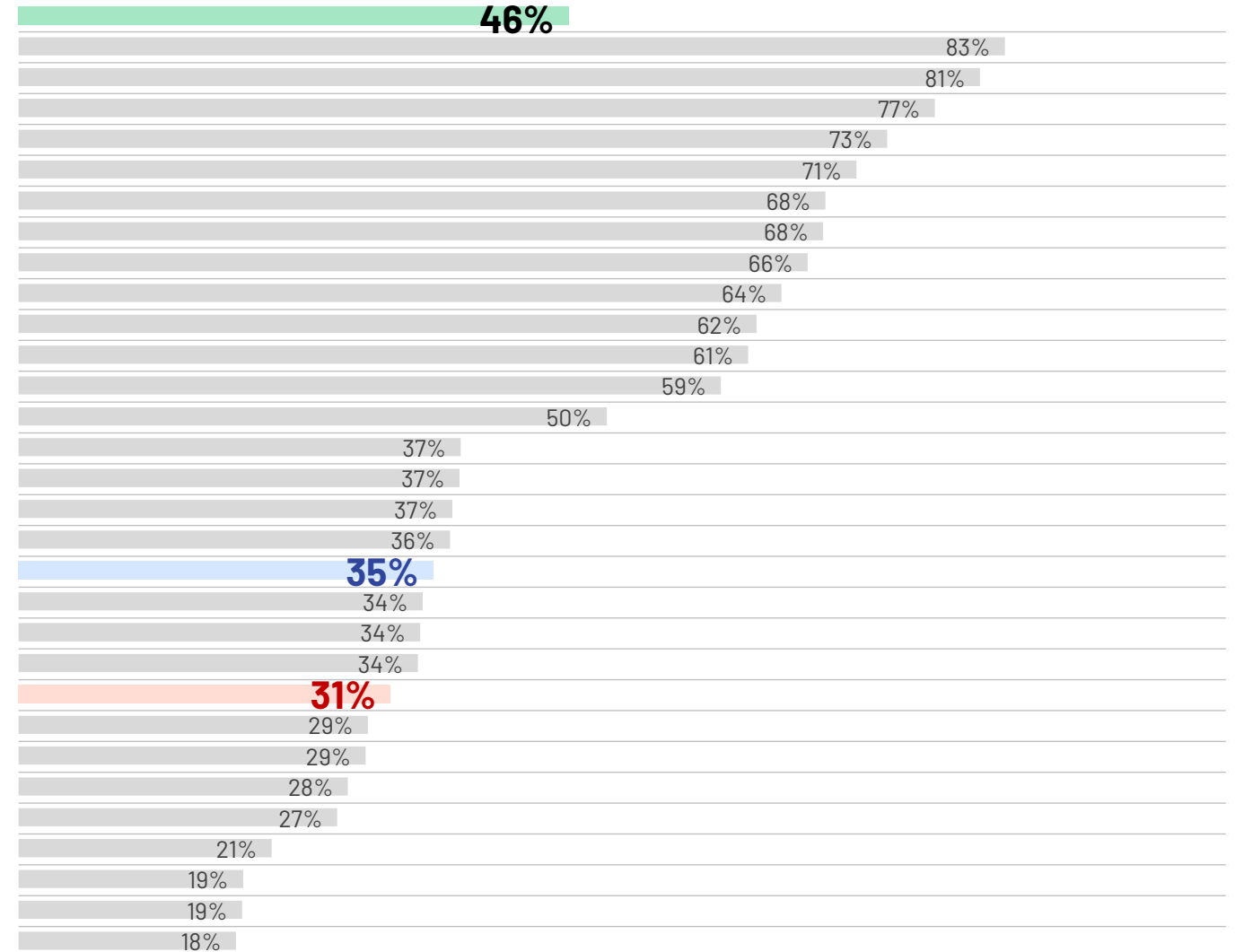
Poland

Germany

Netherlands

Sweden

% somewhat/strongly positive



World Influencers: Saudi Arabia

Q: Thinking about the next decade, would you say Saudi Arabia will have an overall positive or a negative influence on world affairs?

Base: 23,586 online adults under the age of 75 across 30 countries, interviewed 19 September – 3 October 2025.

Country

30-country average

Indonesia

Malaysia

Thailand

South Africa

Singapore

India

Colombia

Peru

Mexico

South Korea

Chile

Brazil

Argentina

New Zealand

Japan

Australia

Ireland

Poland

United States

Italy

Türkiye

Great Britain

Canada

Hungary

Belgium

France

Spain

Germany

Netherlands

Sweden

% somewhat/strongly positive

45%

83%

73%

70%

66%

60%

59%

56%

55%

55%

51%

50%

49%

46%

44%

44%

42%

40%

39%

39%

38%

37%

37%

32%

31%

31%

29%

28%

25%

25%

18%

Change 2024

2 pp

-5 pp

1 pp

5 pp

-4 pp

-1 pp

-2 pp

-2 pp

2 pp

3 pp

2 pp

8 pp

1 pp

3 pp

7 pp

-2 pp

4 pp

3 pp

1 pp

8 pp

5 pp

9 pp

9 pp

5 pp

-2 pp

3 pp

6 pp

3 pp

-1 pp

3 pp

-1 pp

World Influencers: CRINK (China, Russia, Iran and North Korea)

Q: Thinking about the next decade, would you say CRINK countries will have an overall positive or a negative influence on world affairs?

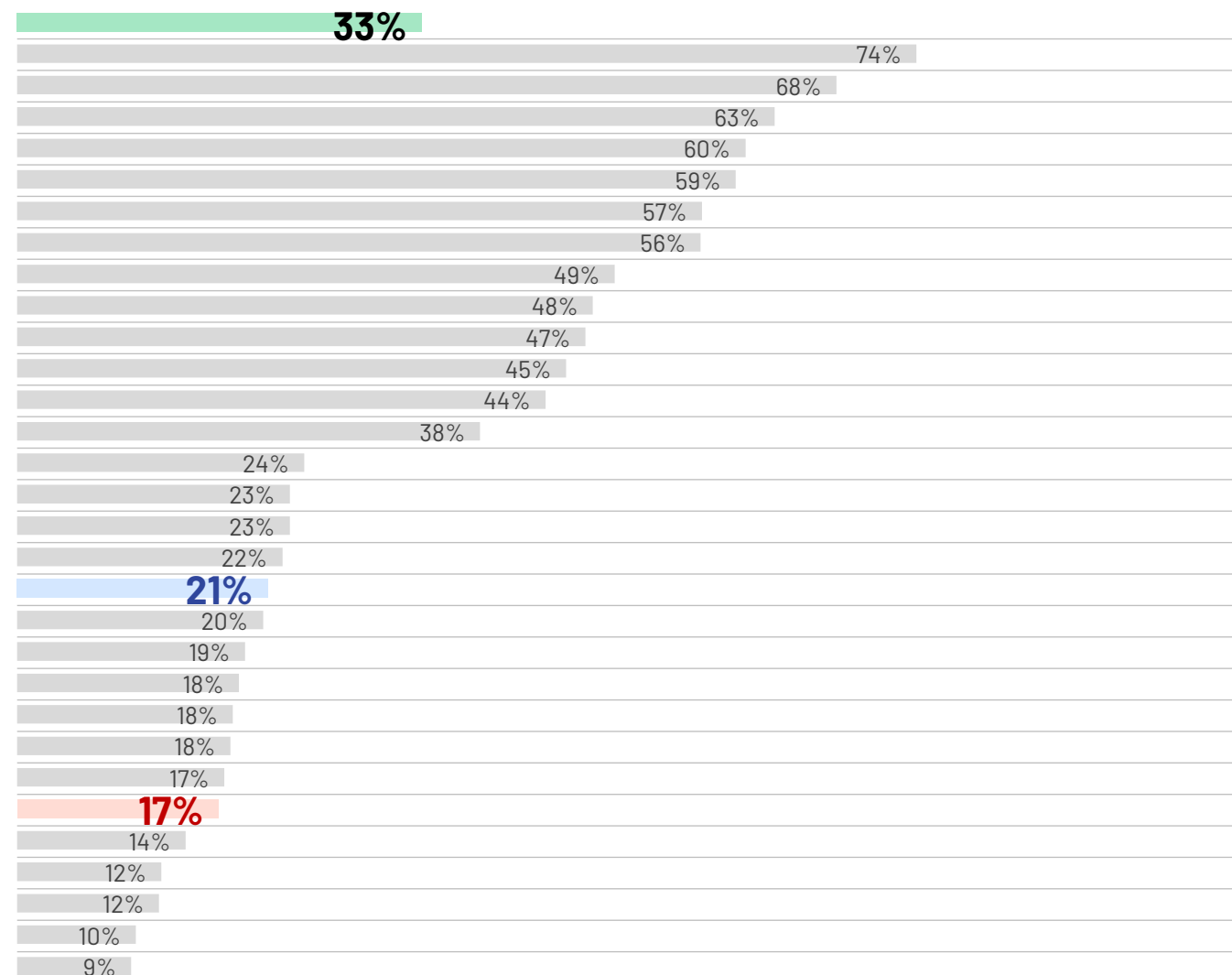
Base: 23,586 online adults under the age of 75 across 30 countries, interviewed 19 September – 3 October 2025.

Country

30-country average

Indonesia
Malaysia
South Africa
Thailand
Peru
India
Mexico
Türkiye
Colombia
Argentina
Brazil
Singapore
Chile
Ireland
Hungary
Australia
Italy
United States
Great Britain
South Korea
Belgium
New Zealand
Spain
France
Canada
Japan
Poland
Germany
Netherlands
Sweden

% Somewhat/strongly positive



World Influencers: Russia

Q: Thinking about the next decade, would you say Russia will have an overall positive or a negative influence on world affairs?

Base: 23,586 online adults under the age of 75 across 30 countries, interviewed 19 September – 3 October 2025.

Country

30-country average

Indonesia

Malaysia

Peru

India

Thailand

Mexico

South Africa

Türkiye

Argentina

Colombia

Brazil

Chile

Singapore

Hungary

South Korea

Australia

Italy

Ireland

United States

Great Britain

Canada

New Zealand

Belgium

France

Japan

Spain

Germany

Sweden

Poland

Netherlands

% somewhat/strongly positive

32%

81%

65%

61%

61%

59%

57%

56%

50%

45%

43%

38%

38%

35%

23%

23%

21%

21%

19%

19%

18%

17%

16%

15%

15%

14%

14%

11%

10%

10%

8%

Change 2024

0 pp

4 pp

0 pp

2 pp

-3 pp

4 pp

5 pp

2 pp

5 pp

8 pp

3 pp

3 pp

10 pp

-6 pp

-6 pp

5 pp

-1 pp

0 pp

-3 pp

2 pp

2 pp

0 pp

0 pp

-3 pp

-1 pp

-1 pp

-2 pp

-8 pp

-2 pp

0 pp

-2 pp

World Influencers: Pakistan

Q: Thinking about the next decade, would you say Pakistan will have an overall positive or a negative influence on world affairs?

Base: 23,586 online adults under the age of 75 across 30 countries, interviewed 19 September – 3 October 2025.

Country

30-country average

Indonesia

Malaysia

Thailand

India

Türkiye

South Africa

Singapore

Mexico

Peru

Brazil

Ireland

Australia

Great Britain

United States

Colombia

New Zealand

Poland

South Korea

Italy

Chile

Japan

Canada

Argentina

Spain

Belgium

France

Sweden

Germany

Netherlands

Hungary

% somewhat/strongly positive

28%

70%

59%

44%

43%

40%

36%

34%

32%

32%

30%

29%

29%

28%

27%

27%

26%

24%

23%

23%

22%

22%

22%

21%

18%

16%

16%

15%

14%

13%

13%

Change 2024

0 pp

-5 pp

0 pp

2 pp

4 pp

10 pp

-9 pp

0 pp

1 pp

-1 pp

5 pp

0 pp

-1 pp

2 pp

6 pp

-6 pp

0 pp

3 pp

-2 pp

2 pp

0 pp

-2 pp

-1 pp

0 pp

1 pp

-1 pp

-1 pp

-3 pp

-4 pp

-1 pp

0 pp

World Influencers: Israel

Q: Thinking about the next decade, would you say Israel will have an overall positive or a negative influence on world affairs?

Base: 23,586 online adults under the age of 75 across 30 countries, interviewed 19 September – 3 October 2025.

Country

30-country average

India

Brazil

Thailand

United States

South Africa

Peru

Colombia

Mexico

Singapore

Argentina

Chile

South Korea

Australia

Malaysia

Great Britain

New Zealand

Hungary

France

Canada

Ireland

Spain

Sweden

Indonesia

Japan

Italy

Poland

Türkiye

Belgium

Netherlands

Germany

% somewhat/strongly positive

25%

57%

44%

44%

38%

38%

36%

33%

31%

30%

29%

28%

27%

24%

22%

22%

21%

20%

20%

20%

19%

18%

17%

17%

16%

16%

15%

15%

14%

14%

12%

Change 2024

-3 pp

2 pp

5 pp

3 pp

-4 pp

-4 pp

-9 pp

-6 pp

-3 pp

-6 pp

-11 pp

6 pp

1 pp

-2 pp

-4 pp

-1 pp

0 pp

-3 pp

-1 pp

-2 pp

-3 pp

-2 pp

-3 pp

-5 pp

-1 pp

-6 pp

0 pp

2 pp

1 pp

-2 pp

-11 pp

World Influencers: Iran

Q: Thinking about the next decade, would you say Iran will have an overall positive or a negative influence on world affairs?

Base: 23,586 online adults under the age of 75 across 30 countries, interviewed 19 September – 3 October 2025.

Country

30-country average

Indonesia

Malaysia

India

Thailand

South Africa

Peru

Mexico

Türkiye

Brazil

Colombia

Singapore

Ireland

South Korea

Chile

Argentina

Poland

Japan

Australia

Italy

New Zealand

Great Britain

United States

Canada

Belgium

Spain

Hungary

France

Sweden

Germany

Netherlands

% Somewhat/strongly positive

25%

71%

59%

53%

42%

40%

33%

32%

31%

29%

27%

26%

22%

22%

21%

21%

19%

19%

19%

19%

18%

17%

17%

16%

14%

13%

11%

10%

9%

9%

9%

Change 2024

0 pp

-1 pp

4 pp

-1 pp

-5 pp

-5 pp

-4 pp

3 pp

8 pp

5 pp

-1 pp

-8 pp

1 pp

3 pp

4 pp

-2 pp

6 pp

-1 pp

-2 pp

4 pp

1 pp

2 pp

2 pp

0 pp

2 pp

0 pp

-1 pp

-3 pp

-3 pp

-3 pp

0 pp

China influence

Q: Do you believe that the following are gaining influence, losing influence, or holding steady on the world stage?

China

Base: 23,586 online adults under the age of 75 across 30 countries, interviewed 19 September – 3 October 2025.

Country

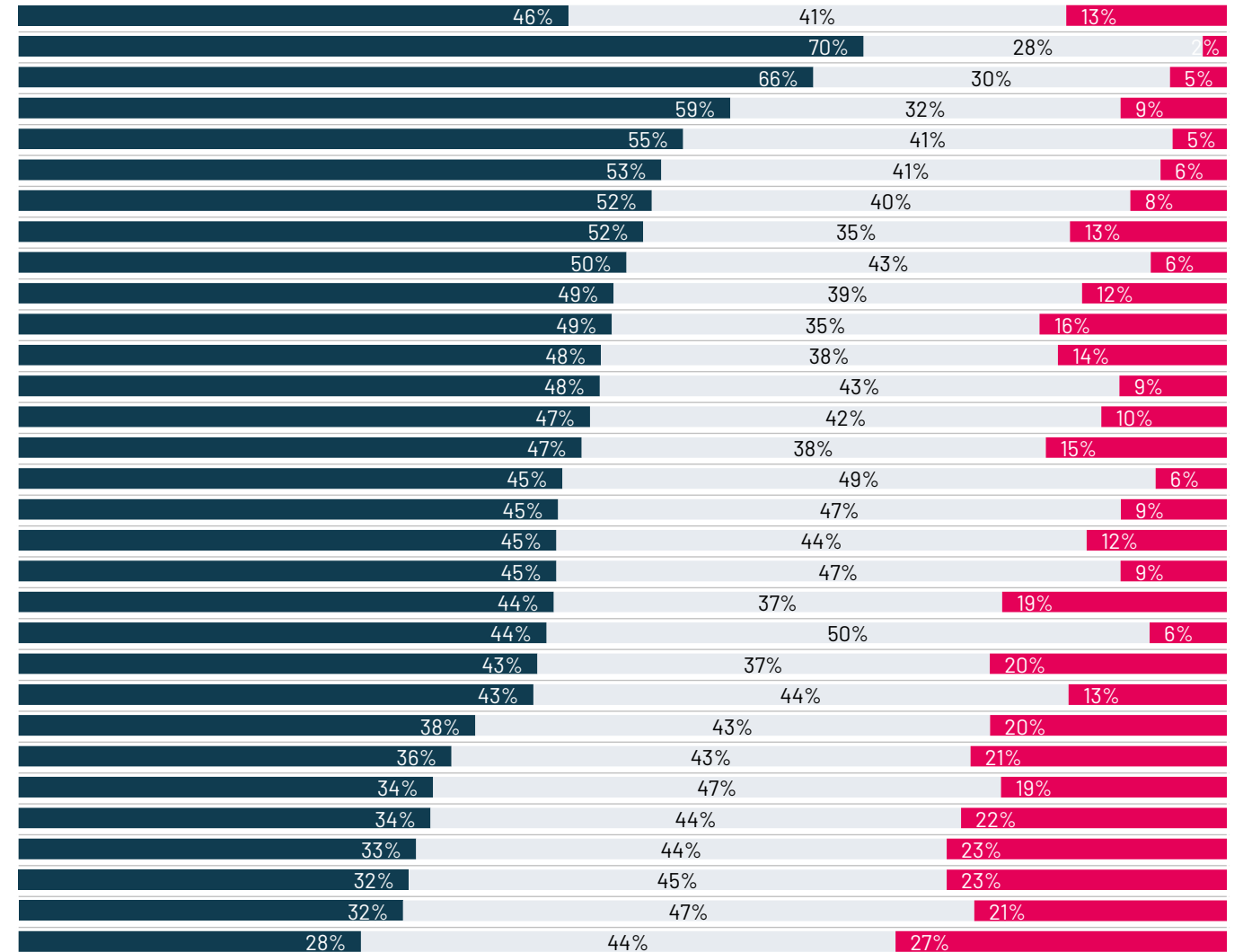
30-country average

Indonesia
South Africa
Türkiye
Peru
Argentina
Germany
Netherlands
Mexico
Spain
Belgium
France
Colombia
Italy
New Zealand
Malaysia
Singapore
Hungary
Chile
Great Britain
Thailand
Australia
Brazil
Sweden
Ireland
Poland
South Korea
Japan
United States
Canada
India

Gaining influence

Holding steady

Losing influence



BRIC influence

Q: Do you believe that the following are gaining influence, losing influence, or holding steady on the world stage?

BRIC – Brazil, Russia, India, China

Base: 23,586 online adults under the age of 75 across 30 countries, interviewed 19 September – 3 October 2025.

Country

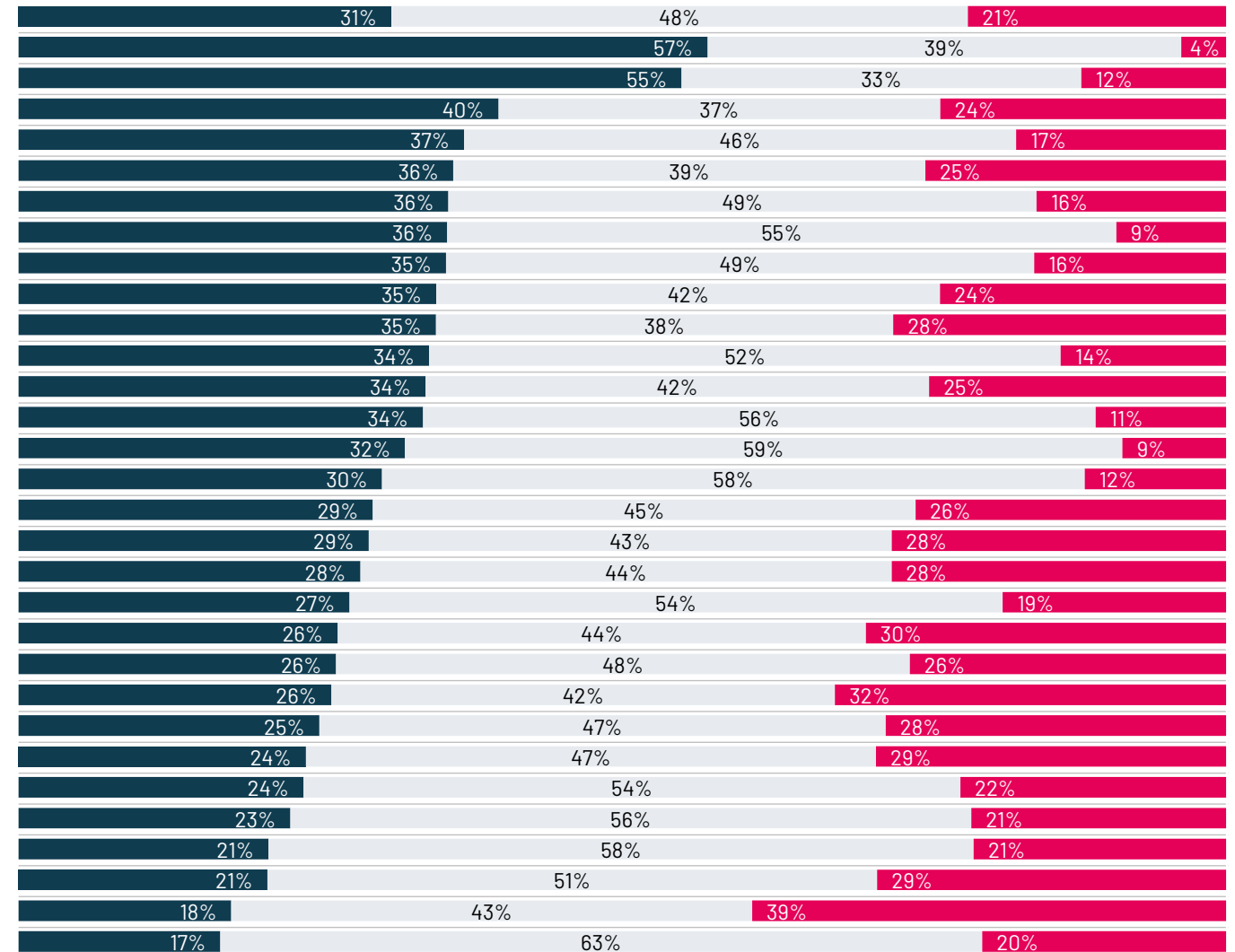
30-country average

Indonesia
South Africa
Netherlands
Germany
France
Argentina
Peru
Italy
Brazil
Belgium
Türkiye
India
Mexico
Malaysia
Thailand
New Zealand
Great Britain
Spain
Colombia
Sweden
Australia
Ireland
Hungary
Canada
Chile
Japan
Singapore
United States
Poland
South Korea

Gaining influence

Holding steady

Losing influence



CRINK influence

Q: Do you believe that the following are gaining influence, losing influence, or holding steady on the world stage?

CRINK – China, Russia, Iran, North Korea

Base: 23,586 online adults under the age of 75 across 30 countries, interviewed 19 September – 3 October 2025.

Country

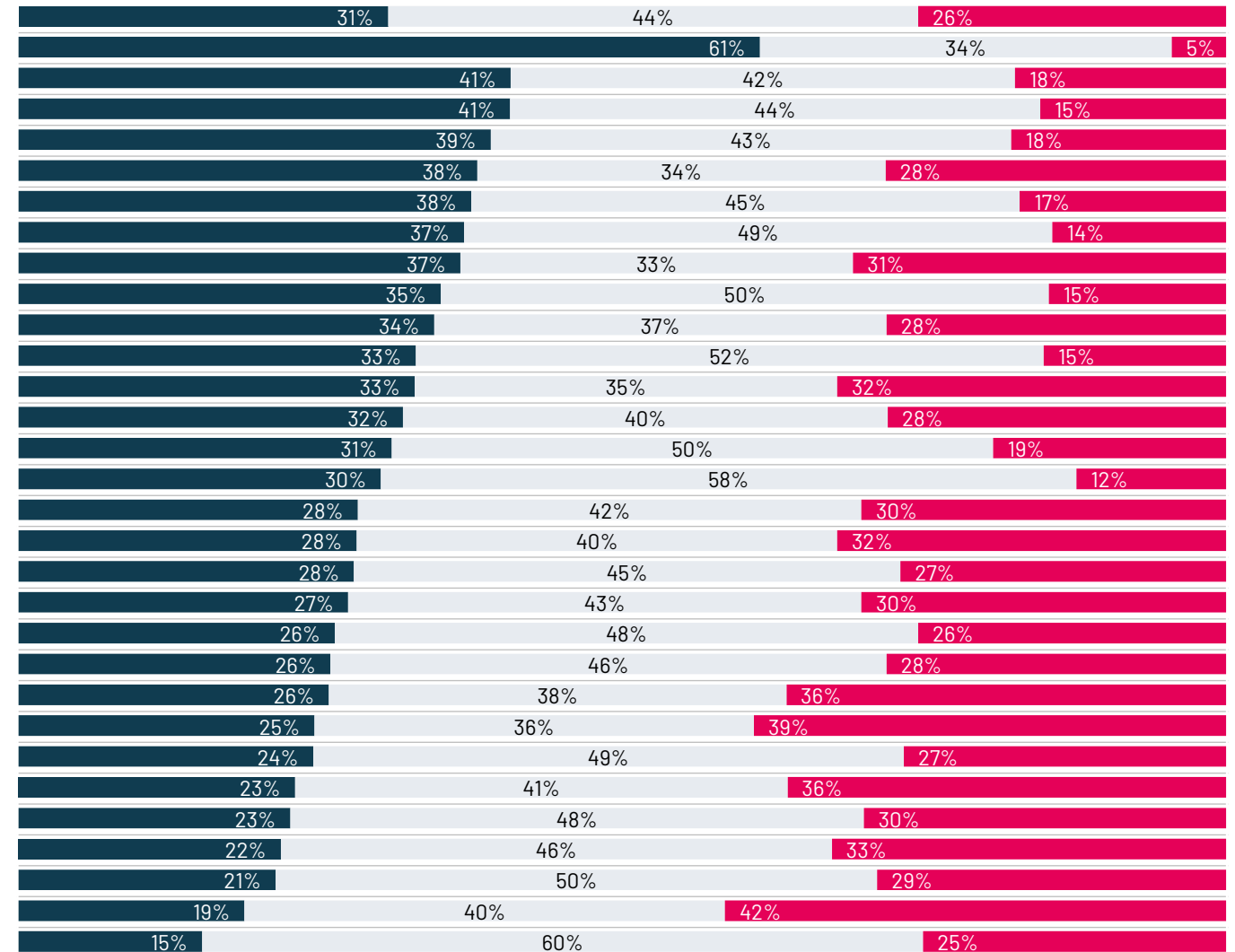
30-country average

Indonesia
South Africa
Türkiye
Germany
Netherlands
Italy
Thailand
Belgium
Peru
France
Mexico
Great Britain
Spain
Argentina
Malaysia
Australia
New Zealand
India
Hungary
Japan
Colombia
Sweden
Ireland
Chile
Canada
South Korea
United States
Brazil
Poland
Singapore

Gaining influence

Holding steady

Losing influence



American influence

Q: Do you believe that the following are gaining influence, losing influence, or holding steady on the world stage?

The United States

Base: 23,586 online adults under the age of 75 across 30 countries, interviewed 19 September – 3 October 2025.

Country

30-country average

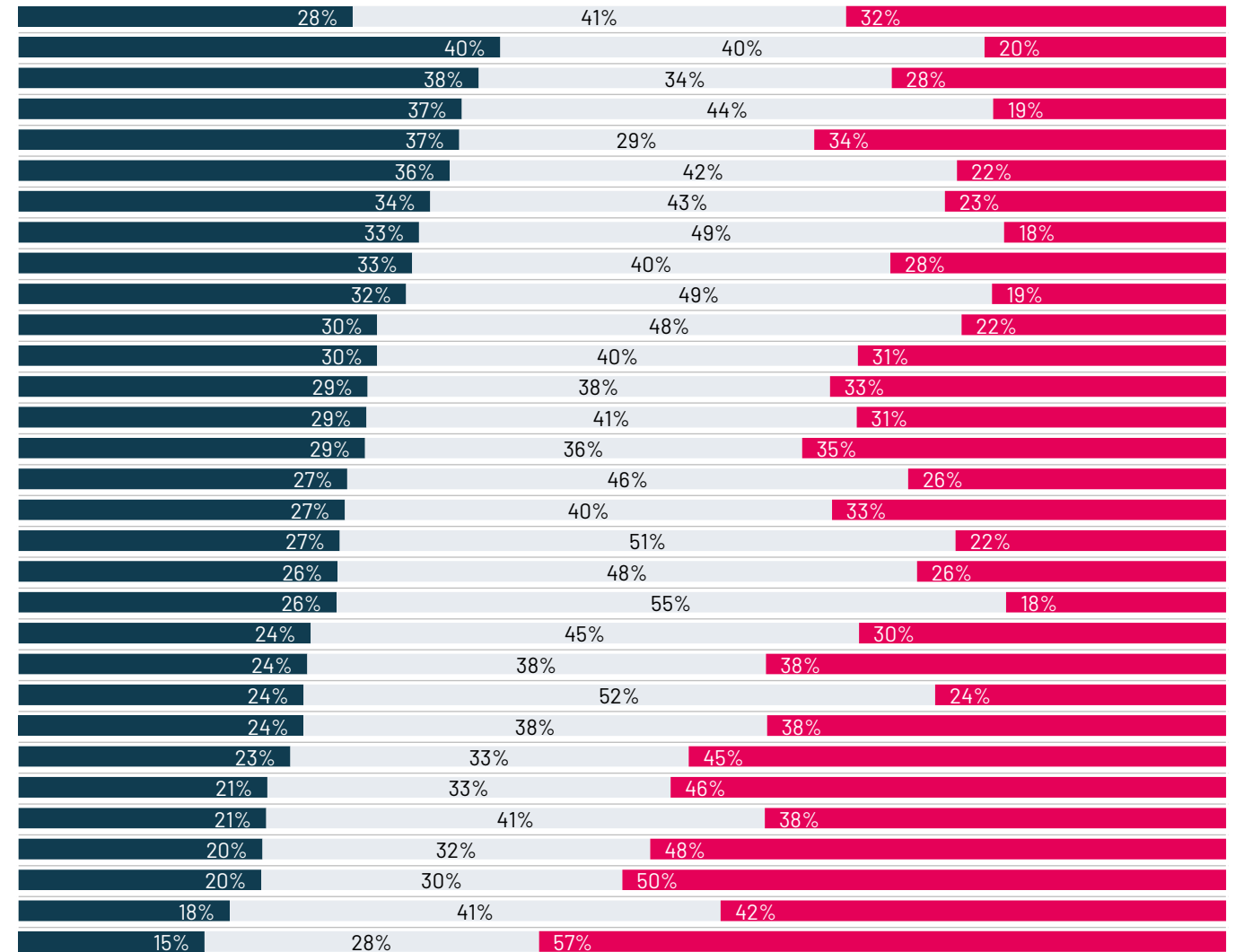
Indonesia
Türkiye
Peru
South Africa
Argentina
Chile
Thailand
Colombia
South Korea
Germany
Great Britain
Brazil
Spain
Belgium
India
France
Japan
Italy
Hungary
Sweden
Mexico
Poland
United States
Australia
Netherlands
Malaysia
Ireland
New Zealand
Singapore

Canada

Gaining influence

Holding steady

Losing influence



Canada influence

Q: Do you believe that the following are gaining influence, losing influence, or holding steady on the world stage?

Canada

Base: 23,586 online adults under the age of 75 across 30 countries, interviewed 19 September – 3 October 2025.

Country

30-country average

Indonesia

South Africa

India

Colombia

Mexico

Chile

Türkiye

Brazil

Peru

Canada

United States

Great Britain

Ireland

Argentina

France

New Zealand

Belgium

Australia

Spain

Germany

Italy

Netherlands

Poland

Malaysia

Thailand

Sweden

Singapore

Hungary

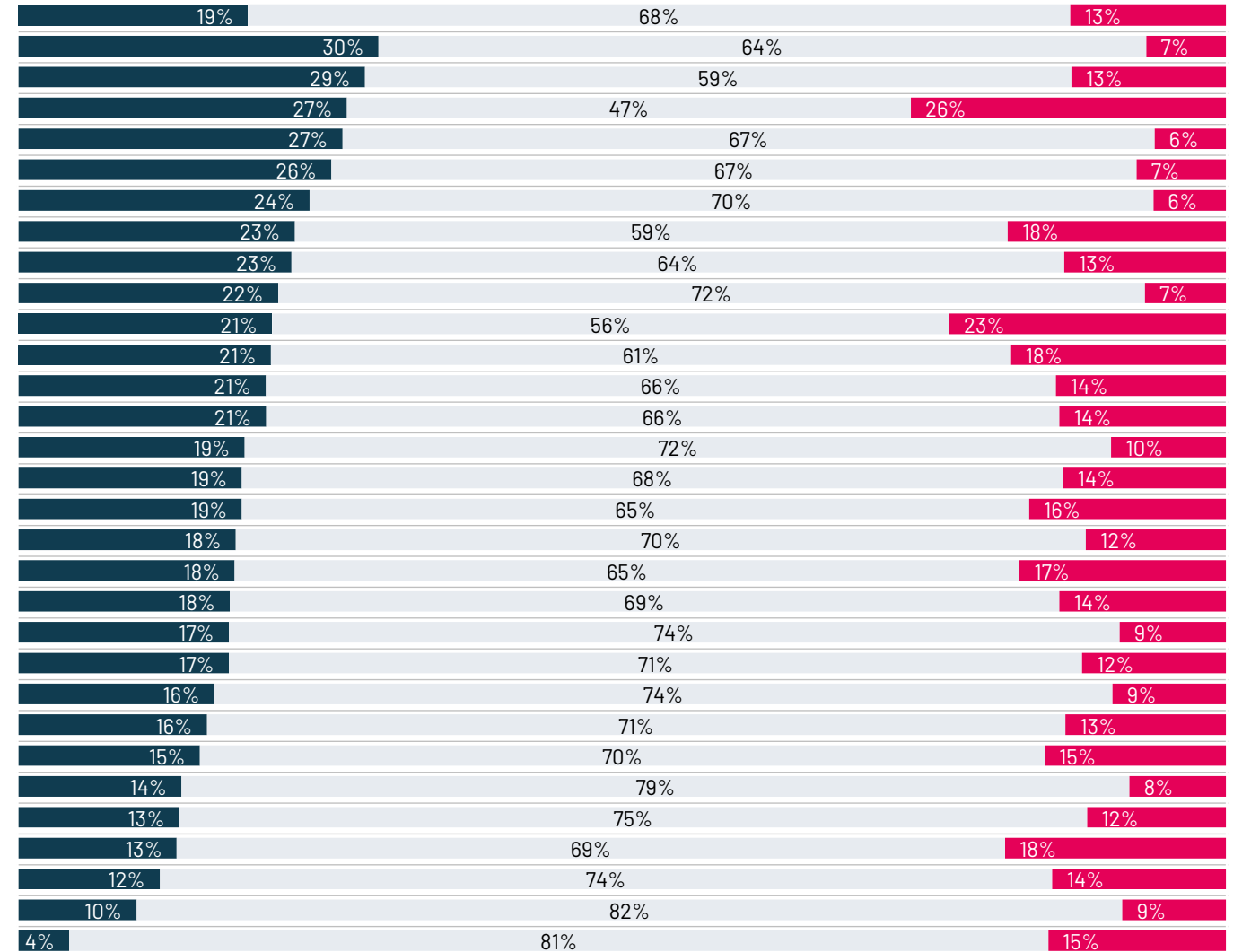
South Korea

Japan

Gaining influence

Holding steady

Losing influence



EU influence

Q: Do you believe that the following are gaining influence, losing influence, or holding steady on the world stage?

European Union

Base: 23,586 online adults under the age of 75 across 30 countries, interviewed 19 September – 3 October 2025.

Country

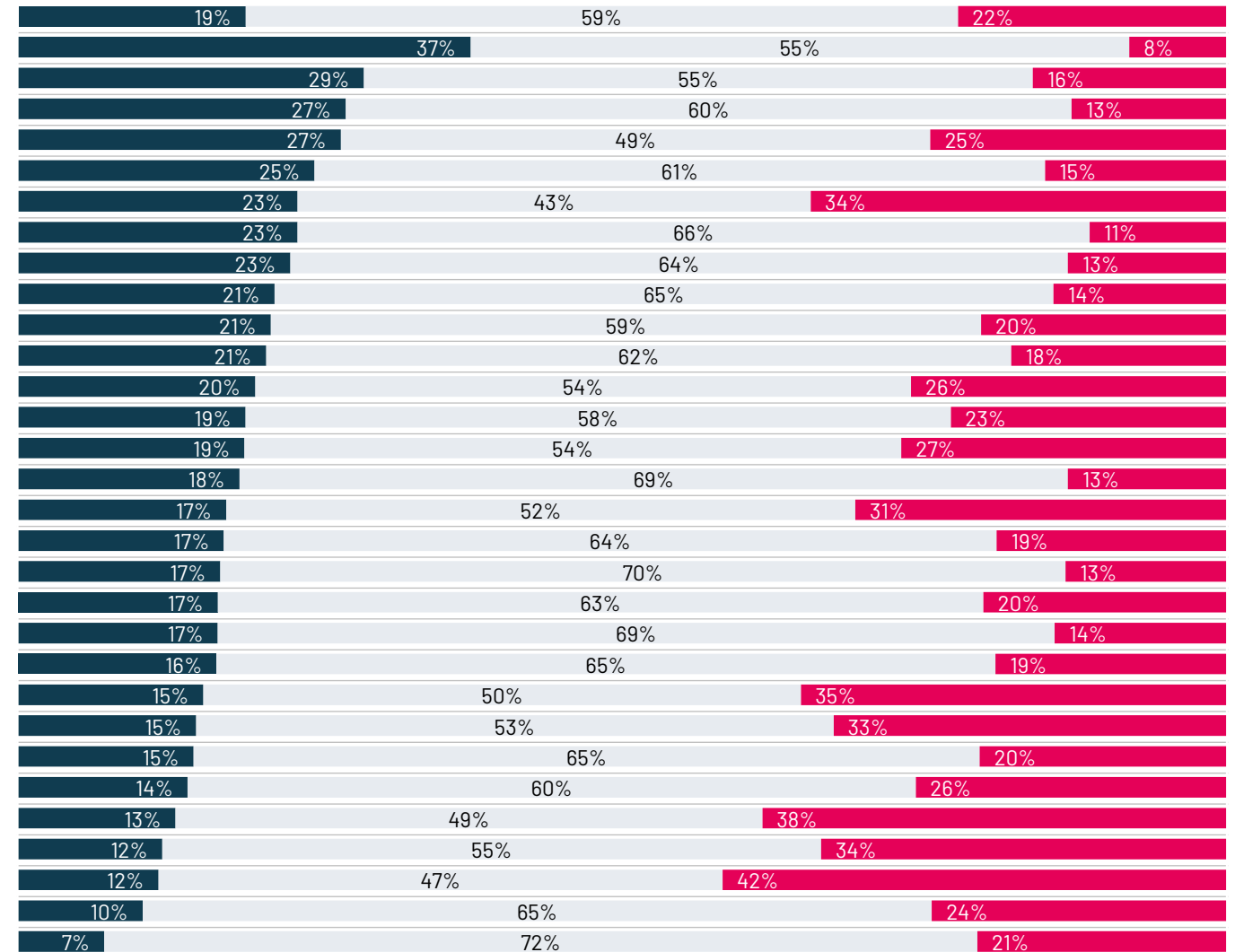
30-country average

Indonesia
South Africa
Peru
India
Sweden
Türkiye
Colombia
Thailand
Malaysia
Germany
Brazil
Poland
Ireland
Netherlands
Mexico
Great Britain
Argentina
Chile
Canada
South Korea
United States
Hungary
Spain
New Zealand
Australia
Belgium
Italy
France
Singapore
Japan

Gaining influence

Holding steady

Losing influence



Western/developed countries influence

Q: Do you believe that the following are gaining influence, losing influence, or holding steady on the world stage?

Western, developed countries generally

Base: 23,586 online adults under the age of 75 across 30 countries, interviewed 19 September – 3 October 2025.

Country

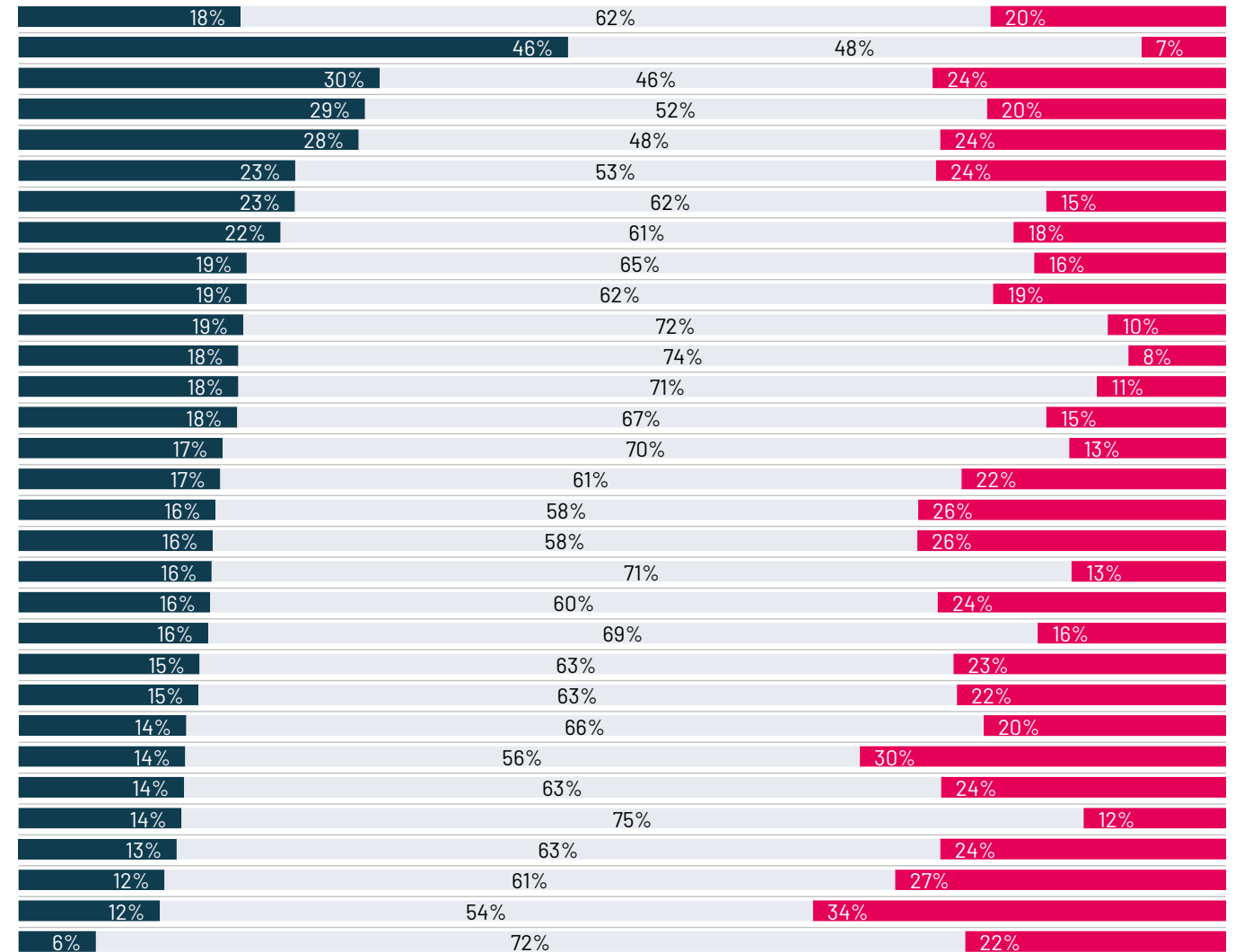
30-country average

Indonesia
Türkiye
South Africa
India
Hungary
Brazil
Malaysia
Poland
Germany
Peru
Chile
Colombia
Sweden
South Korea
Ireland
Netherlands
Great Britain
Thailand
Italy
Argentina
New Zealand
Australia
United States
Belgium
Spain
Mexico
Canada
Singapore
France
Japan

Gaining influence

Holding steady

Losing influence



UN influence

Q: Do you believe that the following are gaining influence, losing influence, or holding steady on the world stage?

The United Nations

Base: 23,586 online adults under the age of 75 across 30 countries, interviewed 19 September – 3 October 2025.

Country

30-country average

South Africa

Indonesia

India

Malaysia

Türkiye

Thailand

Brazil

Peru

Colombia

Chile

Germany

Argentina

Sweden

Mexico

Great Britain

South Korea

Australia

Belgium

Italy

United States

Ireland

Hungary

France

Netherlands

Canada

Spain

Poland

Singapore

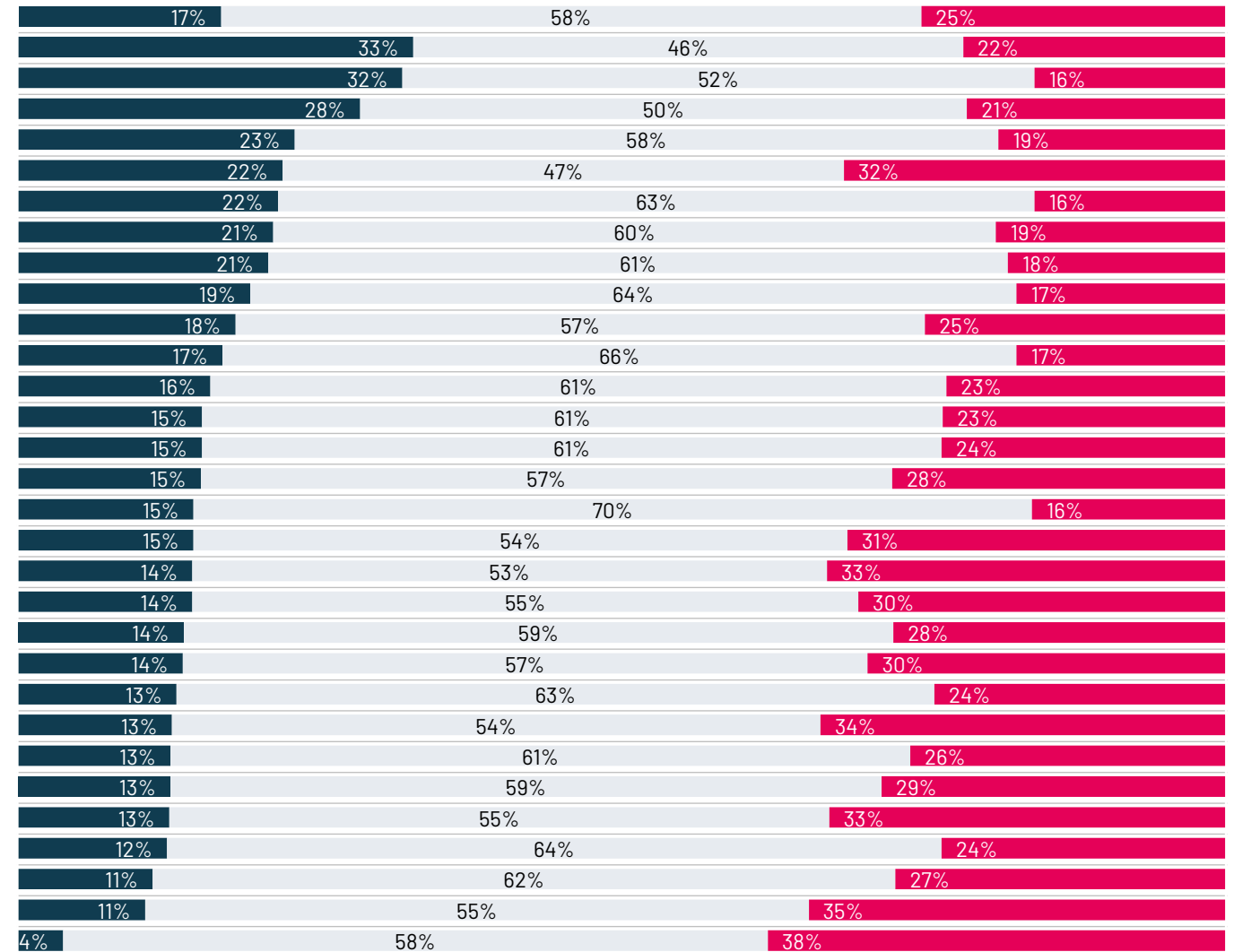
New Zealand

Japan

Gaining influence

Holding steady

Losing influence



NATO influence

Q: Do you believe that the following are gaining influence, losing influence, or holding steady on the world stage?

NATO

Base: 23,586 online adults under the age of 75 across 30 countries, interviewed 19 September – 3 October 2025.

Country

30-country average

Sweden

Poland

India

Indonesia

Germany

Türkiye

Thailand

Netherlands

Hungary

South Africa

Brazil

Italy

Great Britain

Malaysia

Belgium

United States

South Korea

Australia

Canada

Spain

Peru

Ireland

New Zealand

Chile

Colombia

Mexico

Argentina

France

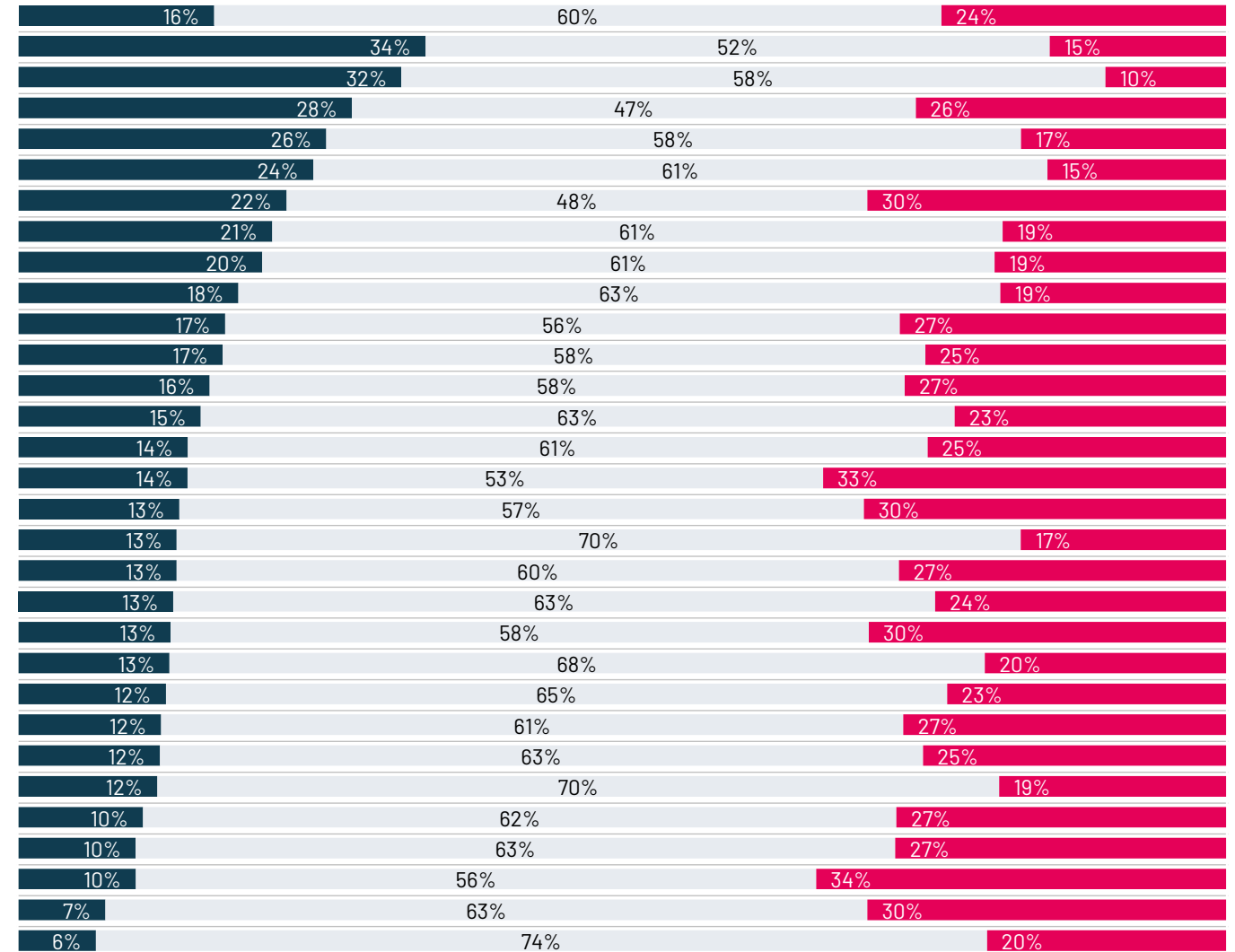
Singapore

Japan

Gaining influence

Holding steady

Losing influence



Global South influence

Q: Do you believe that the following are gaining influence, losing influence, or holding steady on the world stage?

The Global South

Base: 23,586 online adults under the age of 75 across 30 countries, interviewed 19 September – 3 October 2025.

Country

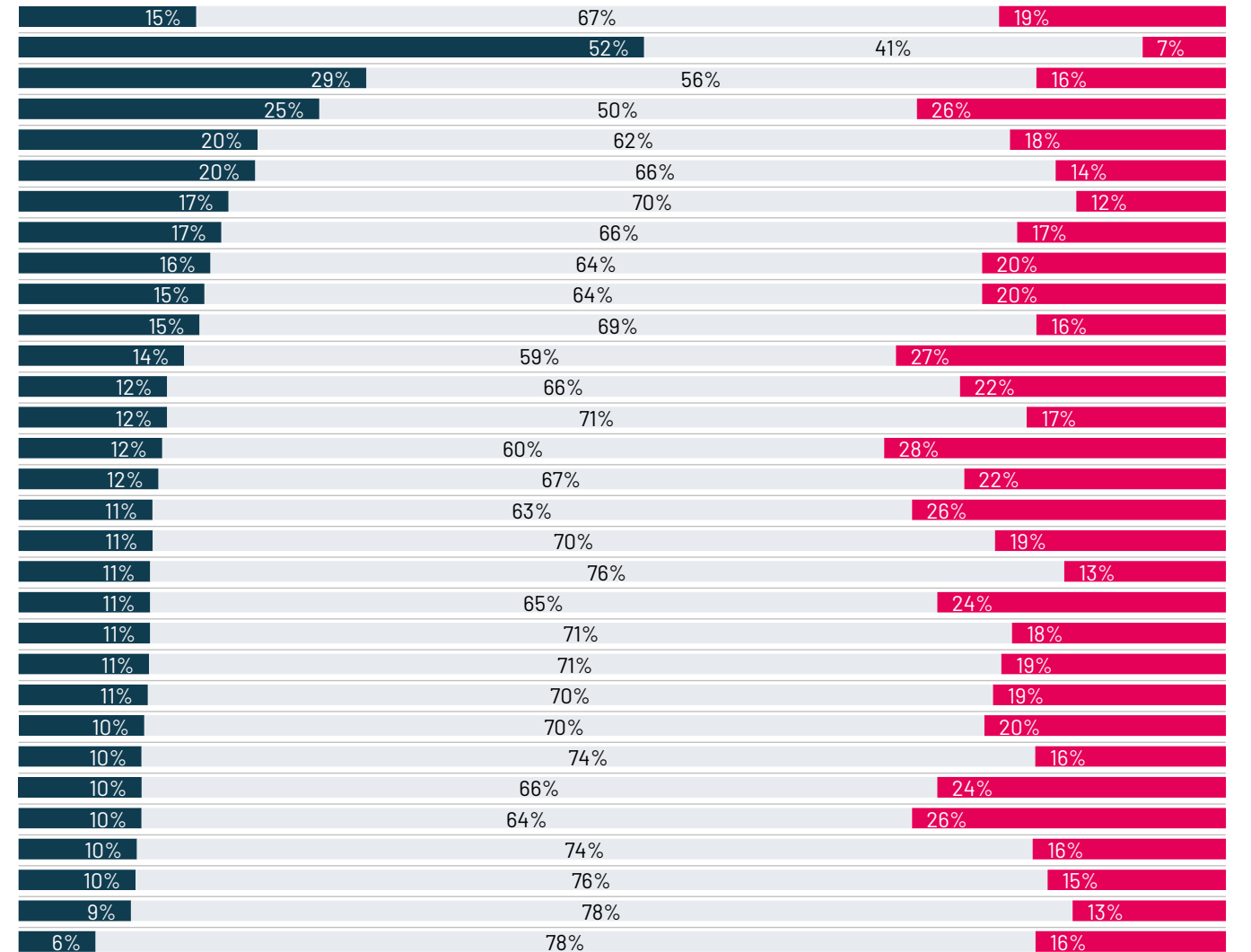
30-country average

Indonesia
South Africa
India
Türkiye
Brazil
Malaysia
Thailand
Great Britain
France
Germany
Hungary
Argentina
Mexico
Italy
Ireland
Netherlands
Singapore
Chile
Belgium
Japan
Australia
New Zealand
Canada
Colombia
United States
Spain
Poland
Sweden
Peru
South Korea

Gaining influence

Holding steady

Losing influence



World Alliance, Conflict Views

Citizens of 30 Countries Assess
Threats and Engagement in
International Affairs

World Conflict Involving Superpower

Q: I expect in the next 25 years we could see another world conflict involving superpowers similar to World Wars I & II

Base: 23,586 online adults under the age of 75 across 30 countries, interviewed 19 September – 3 October 2025.

Country

30-country average

Netherlands

Thailand

Malaysia

New Zealand

Australia

France

Great Britain

Ireland

Spain

Singapore

Belgium

Mexico

Türkiye

Chile

India

Peru

Canada

Colombia

United States

South Africa

South Korea

Argentina

Germany

Brazil

Indonesia

Italy

Poland

Hungary

Sweden

Japan

% somewhat/strongly agree

62%

74%

72%

70%

70%

69%

69%

67%

67%

67%

66%

66%

66%

66%

65%

65%

65%

64%

64%

64%

63%

60%

57%

57%

57%

56%

56%

54%

49%

49%

39%

Change 2024

-1 pp

4 pp

3 pp

-2 pp

1 pp

2 pp

1 pp

6 pp

-1 pp

2 pp

0 pp

-5 pp

5 pp

-4 pp

2 pp

-5 pp

-2 pp

-3 pp

0 pp

-1 pp

4 pp

2 pp

-4 pp

4 pp

-5 pp

-1 pp

0 pp

0 pp

-7 pp

-3 pp

1 pp

Concern about China-Asia relations

Q: I fear that in the next year or so China could take similar actions in Asia that Russia has taken in Ukraine

Base: 23,586 online adults under the age of 75 across 30 countries, interviewed 19 September – 3 October 2025.

Country

30-country average

South Korea

Great Britain

India

Malaysia

Türkiye

Australia

Thailand

New Zealand

United States

Netherlands

France

Ireland

Peru

Germany

Canada

Japan

Sweden

Indonesia

Poland

Belgium

Mexico

Singapore

Italy

Chile

Hungary

South Africa

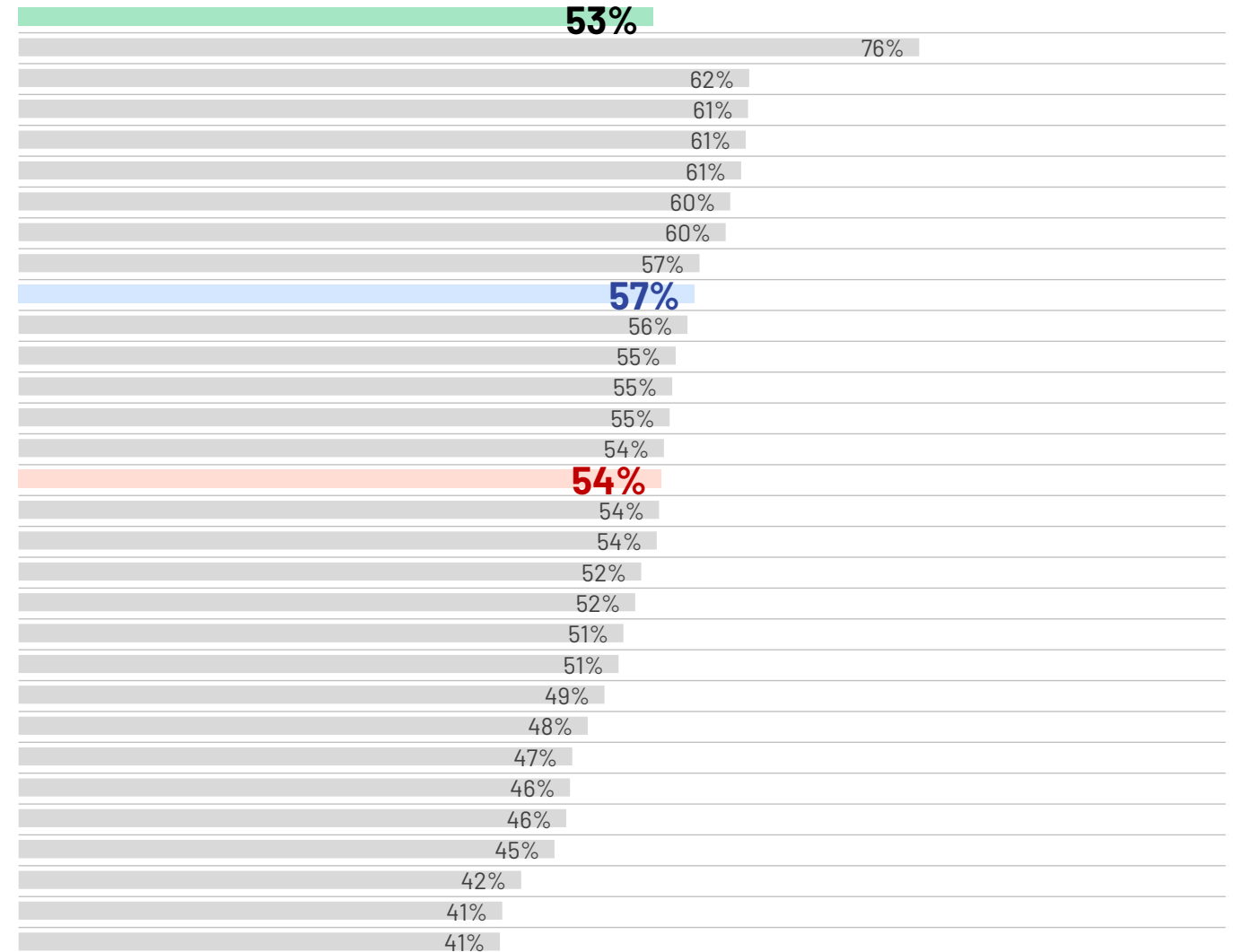
Colombia

Brazil

Argentina

Spain

% somewhat/strongly agree



Ukraine Conflict Continuation

Q: Ukraine should fight on until full victory, including expelling Russia from its territory

Base: 23,586 online adults under the age of 75 across 30 countries, interviewed 19 September – 3 October 2025.

Country

30-country average

Sweden

Poland

India

France

Netherlands

Peru

Chile

Ireland

Belgium

Canada

Türkiye

Great Britain

Indonesia

Malaysia

Spain

Australia

New Zealand

United States

Colombia

Thailand

Germany

Brazil

Mexico

Singapore

South Korea

Argentina

South Africa

Italy

Hungary

Japan

% somewhat/strongly agree

53%

71%

67%

61%

59%

59%

58%

58%

58%

57%

57%

57%

57%

56%

56%

56%

55%

54%

53%

53%

53%

53%

52%

51%

49%

45%

44%

44%

41%

38%

30%

Change 2024

-3 pp

3 pp

-4 pp

-5 pp

-1 pp

-2 pp

-1 pp

-5 pp

1 pp

-3 pp

4 pp

-4 pp

-2 pp

-8 pp

-1 pp

3 pp

-1 pp

-2 pp

0 pp

-9 pp

0 pp

-5 pp

-2 pp

-5 pp

-3 pp

-10 pp

-10 pp

-7 pp

-1 pp

1 pp

-1 pp

Involvement in Ukraine Conflict

Q: The problems in Ukraine are none of [country's] business and we should not interfere

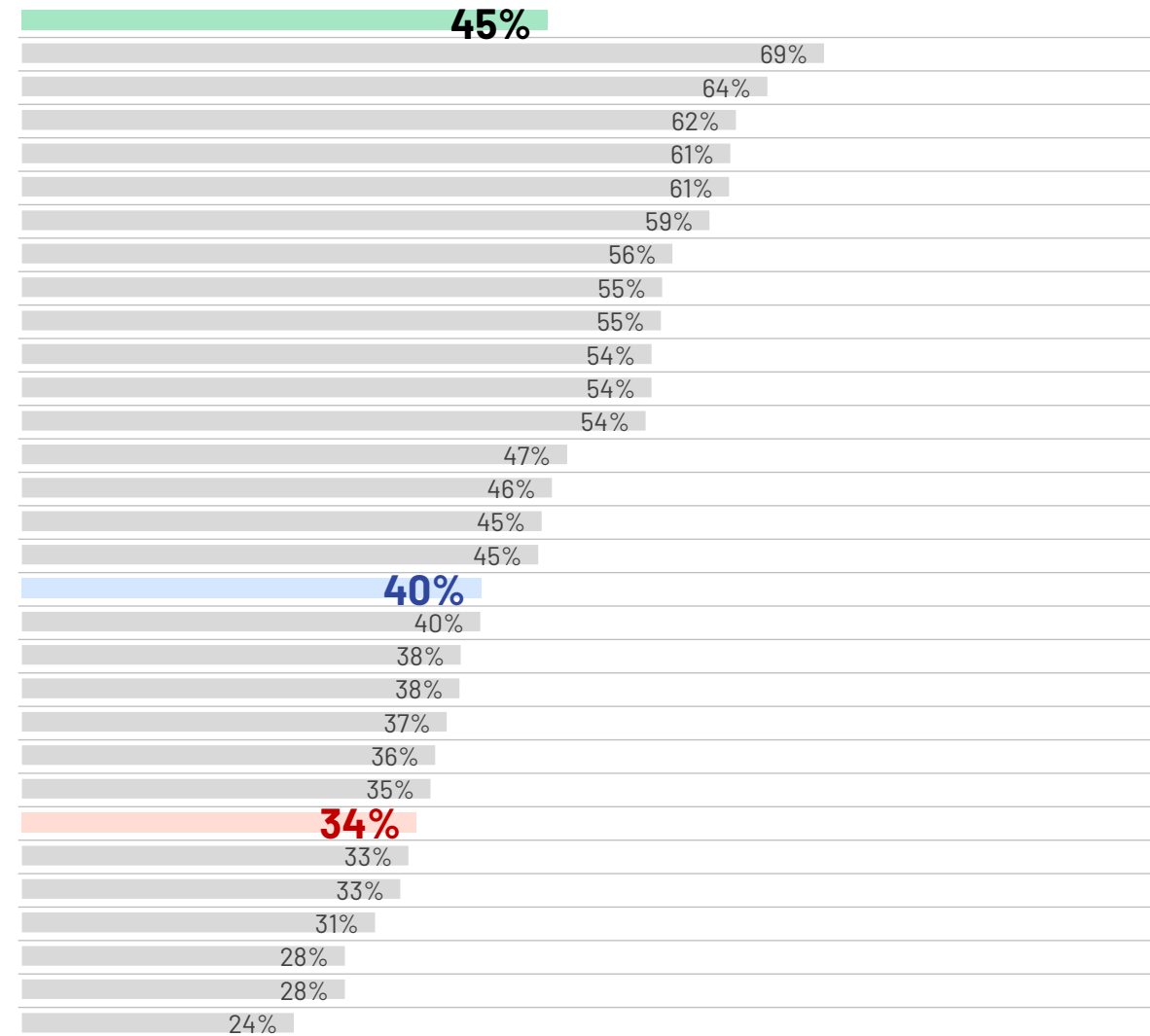
Base: 23,586 online adults under the age of 75 across 30 countries, interviewed 19 September – 3 October 2025.

Country

30-country average

Thailand
Argentina
Malaysia
Indonesia
Hungary
India
Mexico
South Korea
Chile
Colombia
Peru
South Africa
Türkiye
Singapore
Brazil
Australia
United States
Germany
New Zealand
France
Belgium
Ireland
Italy
Canada
Poland
Great Britain
Spain
Netherlands
Japan
Sweden

% somewhat/strongly agree



Change 2024

-2 pp
-1 pp
2 pp
-3 pp
4 pp
-6 pp
-10 pp
-3 pp
5 pp
6 pp
1 pp
7 pp
5 pp
-5 pp
-3 pp
1 pp
2 pp
-5 pp
-3 pp
-2 pp
-4 pp
-2 pp
-2 pp
-3 pp
-3 pp
-2 pp
-5 pp
-4 pp
2 pp
-3 pp

Middle East Conflict

Q: Outside powers such as the U.S. and/or Europe and China are to blame for instability/ conflict in the Middle East

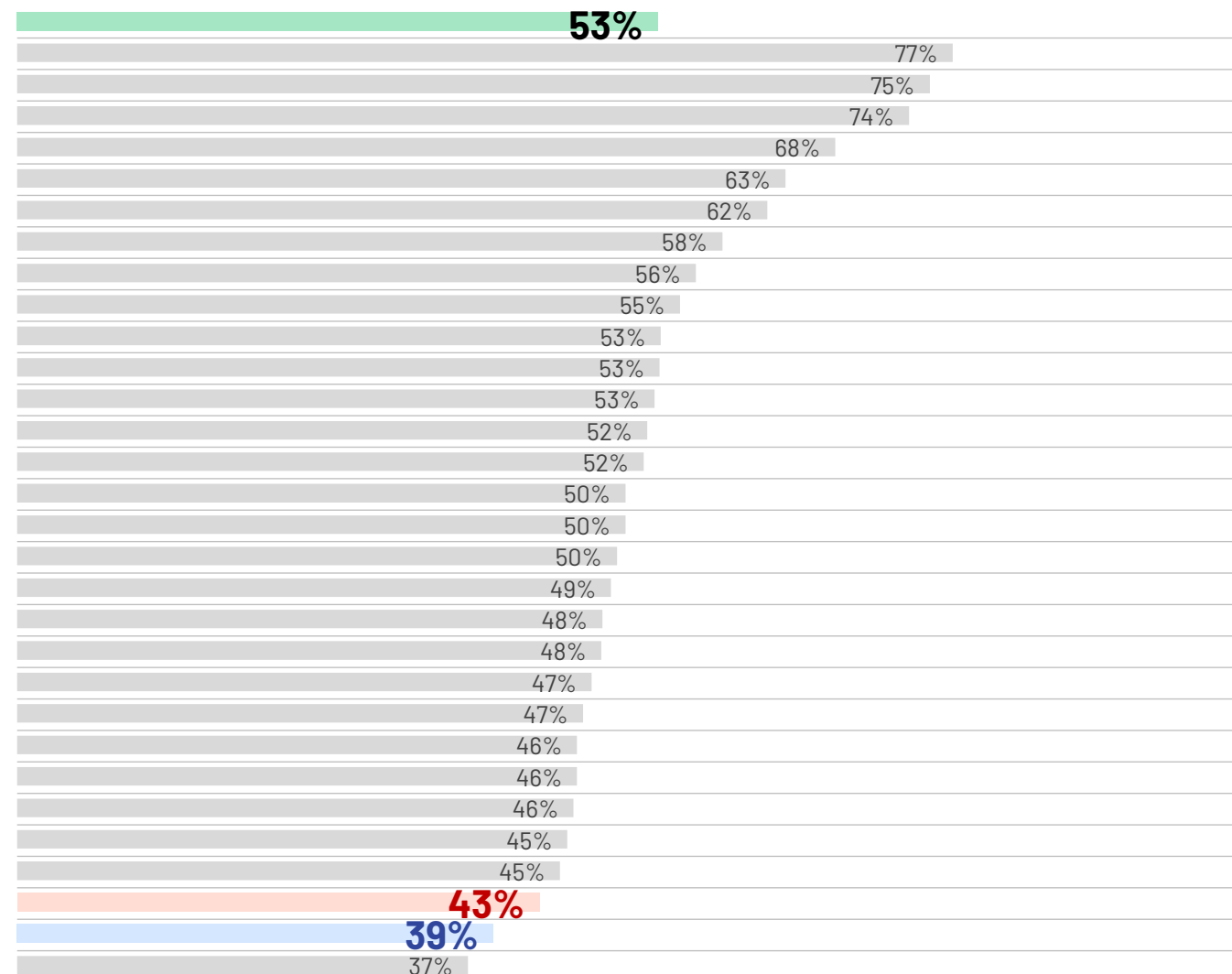
Base: 23,586 online adults under the age of 75 across 30 countries, interviewed 19 September – 3 October 2025.

Country

30-country average

Indonesia
South Korea
Türkiye
Thailand
India
Malaysia
Mexico
Netherlands
Italy
Peru
New Zealand
Singapore
South Africa
Ireland
Chile
Brazil
Germany
Spain
Belgium
Australia
Argentina
Hungary
Colombia
France
Sweden
Japan
Great Britain
Canada
United States
Poland

% somewhat/strongly agree



Middle East Conflict

Q: Muslim people are to blame for instability/conflict in the Middle East

*This question was not asked in Malaysia.

Base: 23,586 online adults under the age of 75 across 30 countries, interviewed 19 September – 3 October 2025.

Country

29-country average*

South Korea

India

Türkiye

Thailand

Peru

Poland

Mexico

Netherlands

Hungary

Indonesia

Brazil

Sweden

Colombia

Spain

Germany

Chile

Belgium

France

Italy

Japan

Argentina

Australia

Ireland

United States

Singapore

Great Britain

Canada

South Africa

New Zealand

% Somewhat/strongly agree

42%

77%

60%

56%

51%

47%

45%

45%

45%

45%

44%

44%

43%

43%

43%

43%

42%

41%

39%

38%

38%

37%

36%

35%

33%

32%

32%

30%

30%

26%

Change 2024

-2 pp

1 pp

-7 pp

8 pp

-1 pp

1 pp

-12 pp

1 pp

2 pp

-1 pp

-5 pp

1 pp

-4 pp

-1 pp

0 pp

-4 pp

-6 pp

-3 pp

-7 pp

-4 pp

3 pp

0 pp

-1 pp

2 pp

-1 pp

-8 pp

2 pp

-4 pp

-3 pp

0 pp

Middle East Conflict

Q: Jewish people in Israel and around the world are to blame for instability/conflict in the Middle East

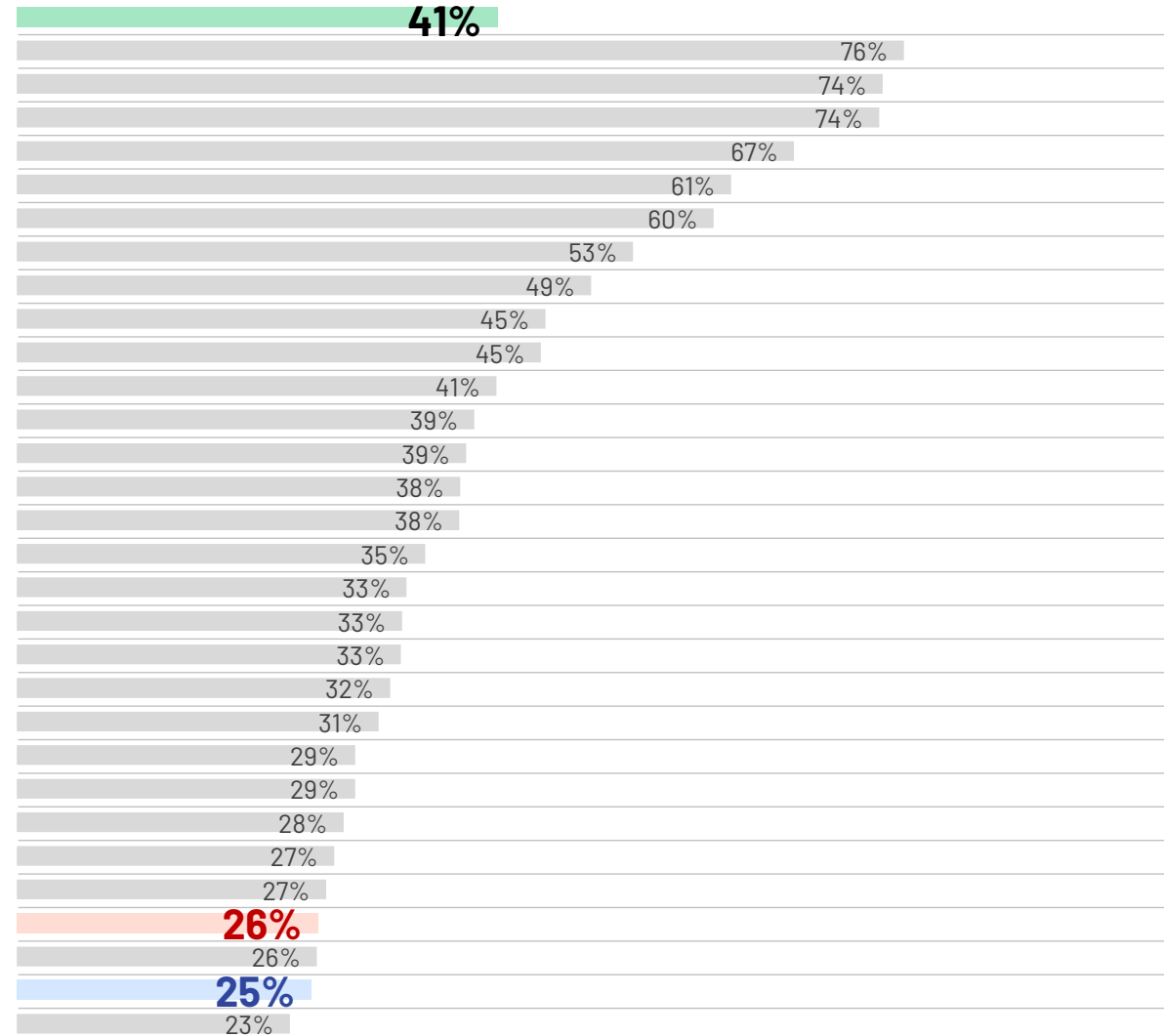
Base: 23,586 online adults under the age of 75 across 30 countries, interviewed 19 September – 3 October 2025.

Country

30-country average

Indonesia
Türkiye
South Korea
Malaysia
Thailand
India
Poland
Italy
Chile
Peru
Mexico
Singapore
Ireland
Spain
South Africa
Colombia
Belgium
Japan
Argentina
Brazil
Australia
Hungary
Netherlands
Germany
New Zealand
Great Britain
Canada
France
United States
Sweden

% somewhat/strongly agree



Change 2024

0 pp
0 pp
1 pp
-4 pp
-3 pp
4 pp
-6 pp
4 pp
8 pp
5 pp
7 pp
3 pp
-2 pp
4 pp
-5 pp
3 pp
-2 pp
-3 pp
1 pp
3 pp
-1 pp
0 pp
-1 pp
2 pp
-6 pp
4 pp
2 pp
0 pp
-3 pp
5 pp
-5 pp

Economic vs. Military Power

Q: Economic power is more important in world affairs than military power

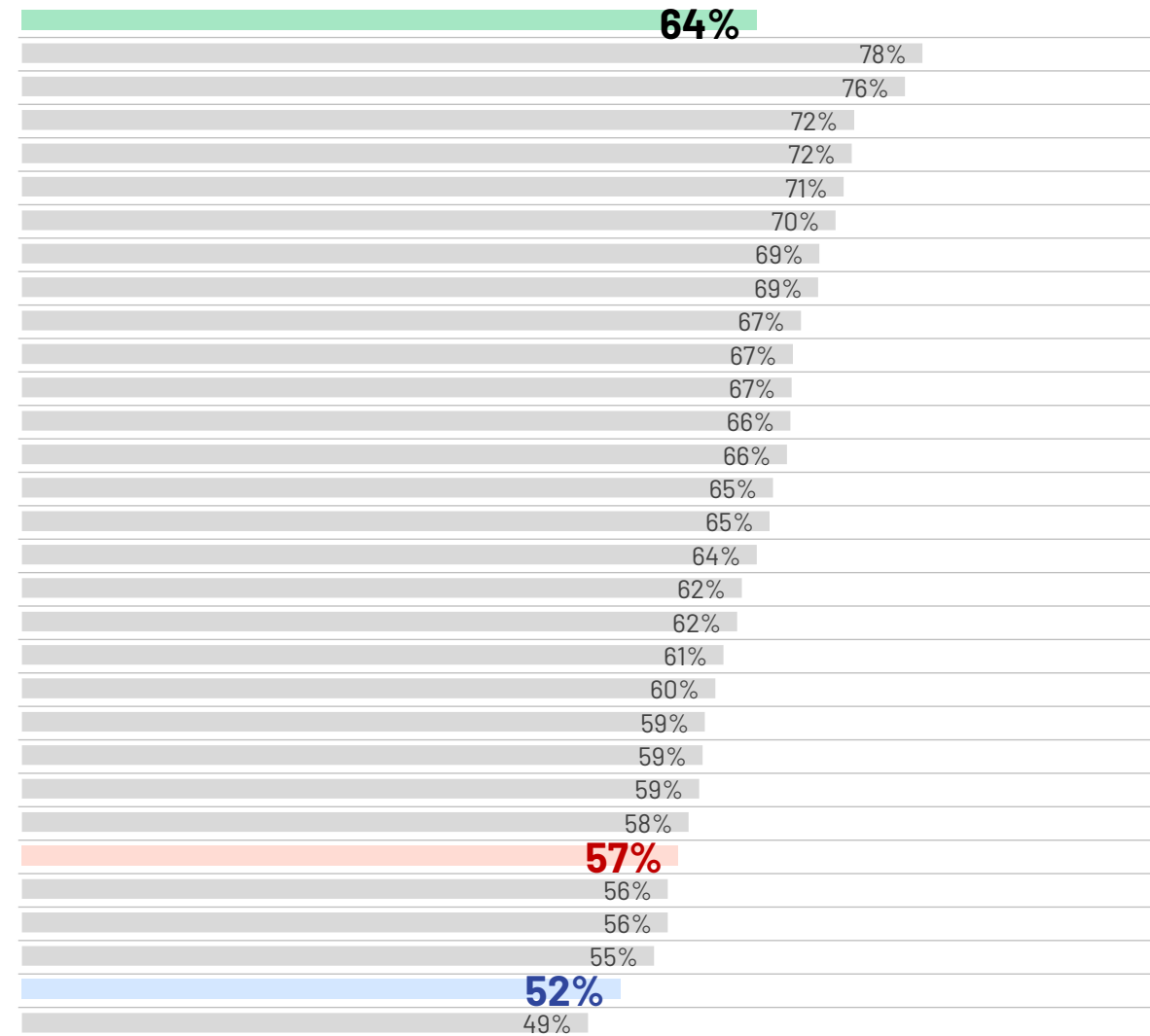
Base: 23,586 online adults under the age of 75 across 30 countries, interviewed 19 September – 3 October 2025.

Country

30-country average

Indonesia
Thailand
South Korea
Peru
South Africa
Malaysia
Türkiye
Singapore
India
Mexico
Argentina
Colombia
France
Italy
Chile
New Zealand
Spain
Belgium
Australia
Germany
Hungary
Great Britain
Brazil
Ireland
Canada
Sweden
Japan
Netherlands
United States
Poland

% somewhat/strongly agree



Change 2024

-2 pp
2 pp
-3 pp
1 pp
3 pp
-4 pp
0 pp
-1 pp
3 pp
-6 pp
-1 pp
0 pp
2 pp
2 pp
-1 pp
-2 pp
-4 pp
-6 pp
-4 pp
-1 pp
-9 pp
0 pp
-4 pp
-9 pp
-1 pp
-10 pp
-3 pp
-2 pp
-4 pp
-13 pp

Military Spending

Q: Given the dangers in the world, my government needs to spend more on my country's military power

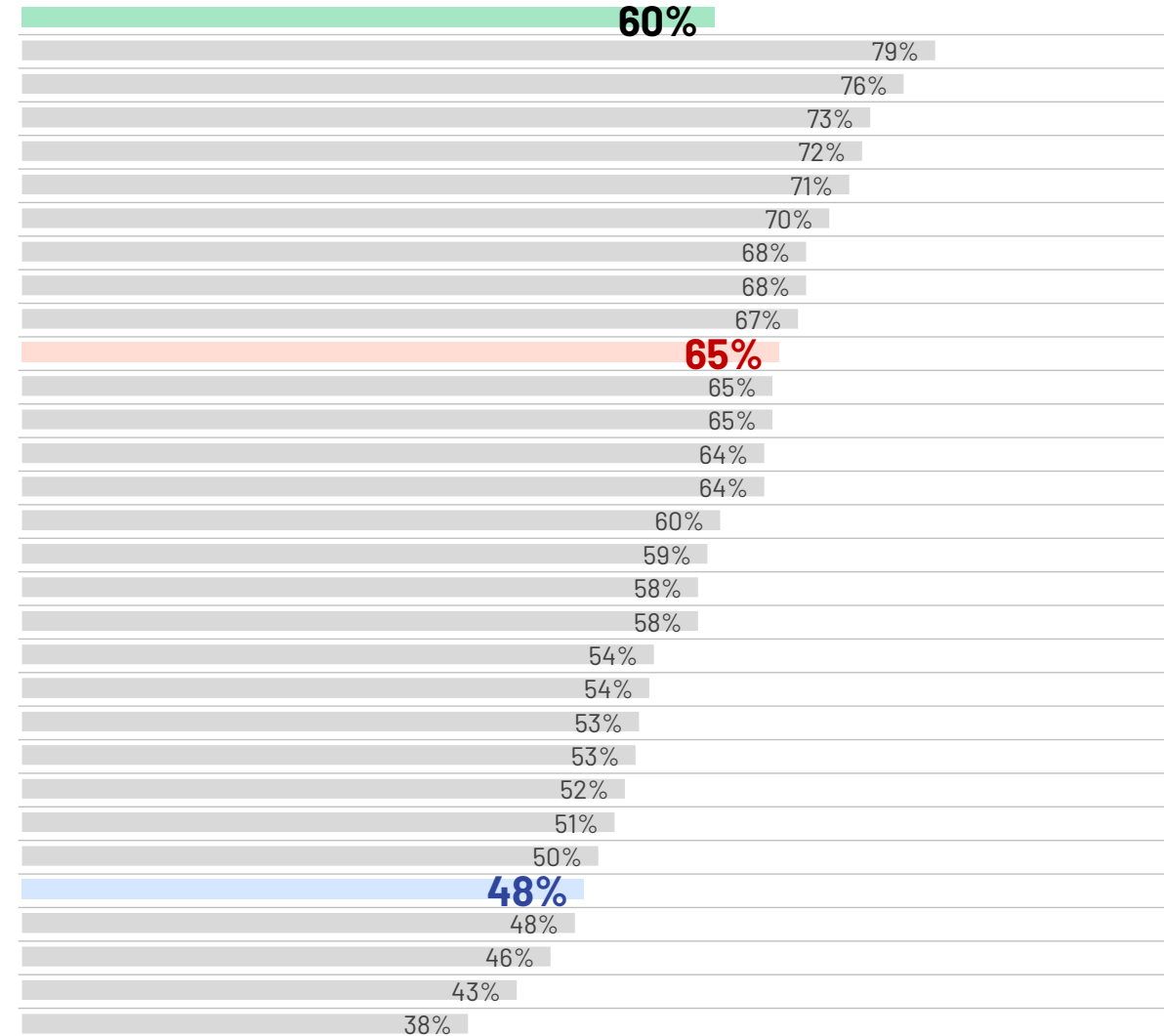
Base: 23,586 online adults under the age of 75 across 30 countries, interviewed 19 September – 3 October 2025.

Country

30-country average

Poland
Thailand
South Africa
Netherlands
Malaysia
Great Britain
India
Türkiye
South Korea
Canada
Indonesia
Singapore
Sweden
Peru
Australia
Germany
France
Ireland
Chile
Belgium
Mexico
Colombia
Brazil
New Zealand
Spain
United States
Argentina
Hungary
Japan
Italy

% somewhat/strongly agree



Change 2024

3 pp
0 pp
22 pp
3 pp
3 pp
0 pp
6 pp
-7 pp
0 pp
8 pp
10 pp
-7 pp
2 pp
-6 pp
7 pp
7 pp
0 pp
0 pp
1 pp
9 pp
-3 pp
0 pp
5 pp
1 pp
5 pp
5 pp
-10 pp
-4 pp
8 pp
2 pp
3 pp

Alliance: U.S.

Q: And who would you most want to be in a close alliance with?

The United States

Base: 23,586 online adults under the age of 75 across 30 countries, interviewed 19 September – 3 October 2025.

Country

30-country average

Japan

South Korea

United States

Colombia

Chile

Argentina

Brazil

Peru

Thailand

Great Britain

Poland

Australia

Mexico

South Africa

Hungary

Ireland

Singapore

New Zealand

Canada

France

Spain

India

Italy

Germany

Sweden

Türkiye

Belgium

Netherlands

Malaysia

Indonesia

19%

49%

41%

38%

31%

30%

30%

29%

27%

25%

23%

23%

22%

19%

17%

15%

15%

15%

13%

12%

12%

11%

11%

10%

9%

9%

9%

7%

6%

5%

4%

Alliance: EU

Q: And who would you most want to be in a close alliance with?

European Union (EU)

Base: 23,586 online adults under the age of 75 across 30 countries, interviewed 19 September – 3 October 2025.

Country

30-country average

Ireland

Spain

Hungary

Netherlands

Great Britain

Italy

Belgium

Sweden

France

Germany

Türkiye

Canada

Poland

Colombia

New Zealand

South Korea

Chile

Peru

Mexico

Australia

Japan

Thailand

United States

Argentina

Brazil

Singapore

Indonesia

Malaysia

South Africa

India

18%

45%

37%

37%

31%

29%

28%

28%

26%

26%

24%

23%

22%

20%

15%

14%

14%

14%

13%

13%

11%

10%

9%

9%

8%

8%

7%

5%

5%

5%

3%

Alliance: Western/developed countries

Q: And who would you most
want to be in a close alliance
with?

**Western, developed
countries generally**

Base: 23,586 online adults under the age of 75 across
30 countries, interviewed 19 September – 3 October
2025.

Country

30-country average

Netherlands

New Zealand

Sweden

Hungary

Belgium

Australia

South Korea

Germany

France

Spain

Poland

Türkiye

Italy

Japan

Singapore

Indonesia

Malaysia

Thailand

Great Britain

Chile

Brazil

United States

Canada

Argentina

Ireland

Colombia

South Africa

Mexico

Peru

India

13%

25%

22%

20%

19%

19%

19%

19%

18%

18%

16%

15%

14%

14%

14%

13%

12%

12%

11%

10%

10%

9%

9%

8%

8%

8%

7%

7%

5%

5%

5%

Alliance: BRIC

Q: And who would you most want to be in a close alliance with?

BRIC – Brazil, Russia, India, China

Base: 23,586 online adults under the age of 75 across 30 countries, interviewed 19 September – 3 October 2025.

Country

30-country average

India

South Africa

Brazil

Indonesia

Argentina

Mexico

Malaysia

Chile

Thailand

Colombia

Singapore

Italy

Peru

Türkiye

Australia

Hungary

New Zealand

Germany

France

South Korea

Belgium

Canada

Sweden

Ireland

Spain

Great Britain

Japan

United States

Poland

Netherlands

9%

49%

31%

23%

22%

21%

15%

13%

10%

10%

9%

7%

6%

6%

6%

5%

5%

4%

4%

4%

4%

3%

3%

3%

2%

2%

2%

2%

2%

2%

1%

1%

Alliance: Canada

Q: And who would you most want to be in a close alliance with?

Canada

Base: 23,586 online adults under the age of 75 across 30 countries, interviewed 19 September – 3 October 2025.

Country

30-country average

Canada

France

Belgium

Mexico

Germany

New Zealand

United States

Chile

Australia

Italy

Netherlands

Colombia

Spain

Sweden

Türkiye

Great Britain

Peru

Argentina

Brazil

Ireland

India

Hungary

Singapore

Japan

Poland

Thailand

South Korea

South Africa

Malaysia

Indonesia

9%

33%

21%

16%

15%

13%

12%

12%

11%

11%

10%

10%

10%

9%

9%

8%

8%

8%

7%

7%

7%

6%

6%

5%

5%

4%

4%

4%

4%

3%

1%

Alliance: China

Q: And who would you most want to be in a close alliance with?

China

Base: 23,586 online adults under the age of 75 across 30 countries, interviewed 19 September – 3 October 2025.

Country

30-country average

Singapore

Malaysia

Peru

Thailand

Türkiye

South Africa

Chile

Colombia

Mexico

Brazil

Indonesia

Argentina

Italy

Australia

New Zealand

Spain

Hungary

United States

India

Belgium

Canada

Poland

Great Britain

Germany

Japan

France

South Korea

Ireland

Netherlands

Sweden

9%

30%

25%

22%

20%

15%

15%

14%

14%

13%

12%

12%

9%

8%

7%

6%

6%

5%

5%

5%

5%

3%

3%

3%

3%

3%

3%

2%

2%

2%

2%

Alliance: UN

Q: And who would you most want to be in a close alliance with?

The United Nations

Base: 23,586 online adults under the age of 75 across 30 countries, interviewed 19 September – 3 October 2025.

Country

30-country average

Malaysia

New Zealand

Singapore

Australia

United States

Great Britain

Thailand

Japan

South Africa

India

Sweden

South Korea

Italy

Ireland

France

Indonesia

Spain

Canada

Netherlands

Belgium

Mexico

Brazil

Türkiye

Chile

Germany

Colombia

Argentina

Peru

Poland

Hungary

9%

22%

15%

15%

12%

12%

12%

12%

11%

10%

10%

10%

9%

9%

9%

8%

8%

8%

7%

7%

7%

6%

6%

6%

5%

5%

5%

5%

5%

4%

3%

Alliance: NATO

Q: And who would you most want to be in a close alliance with?

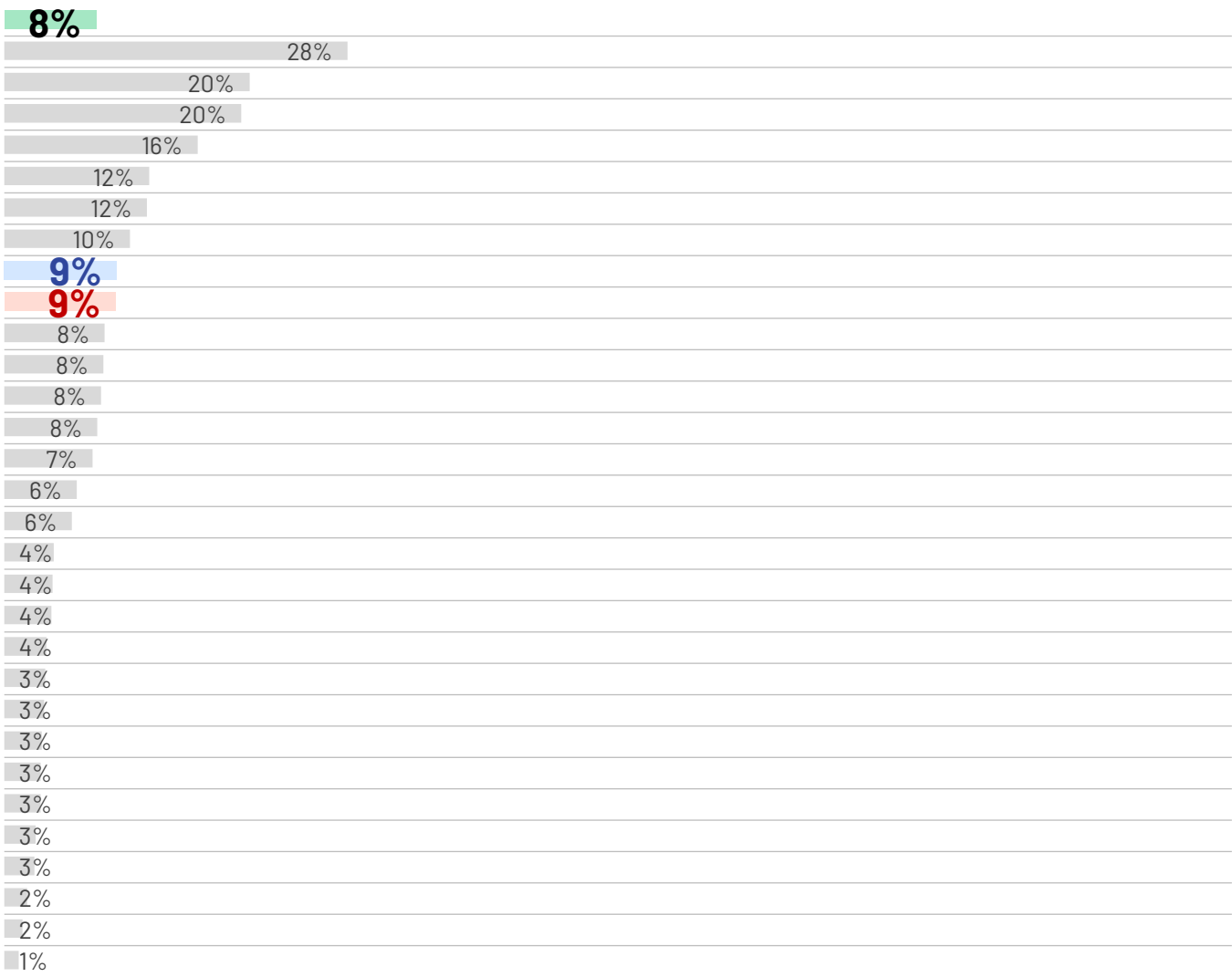
NATO

Base: 23,586 online adults under the age of 75 across 30 countries, interviewed 19 September – 3 October 2025.

Country

30-country average

- Poland
- Germany
- Sweden
- Netherlands
- Belgium
- Great Britain
- Ireland
- United States
- Canada
- New Zealand
- Italy
- Australia
- Türkiye
- Spain
- Hungary
- France
- Thailand
- Japan
- Colombia
- Chile
- South Korea
- Brazil
- Argentina
- India
- Peru
- Singapore
- South Africa
- Mexico
- Malaysia
- Indonesia



Alliance: CRINK

Q: And who would you most want to be in a close alliance with?

CRINK- China, Russia, Iran, North Korea

Base: 23,586 online adults under the age of 75 across 30 countries, interviewed 19 September – 3 October 2025.

Country

30-country average

Indonesia
Mexico
Malaysia
Peru
Türkiye
South Africa
India
Argentina
Thailand
Singapore
Colombia
Germany
Italy
Hungary
United States
South Korea
Belgium
Australia
Spain
France
Brazil
Great Britain
Netherlands
Chile
Ireland
New Zealand
Japan
Canada
Sweden
Poland

4%



18%

11%

10%

8%

8%

6%

6%

6%

6%

4%

4%

3%

3%

3%

3%

3%

3%

2%

2%

1%

1%

1%

1%

1%

1%

1%

1%

0%

1%

1%

0%

0%

0%

0%

Alliance: Global South

Q: And who would you most want to be in a close alliance with?

The Global South

Base: 23,586 online adults under the age of 75 across 30 countries, interviewed 19 September – 3 October 2025.

Country

30-country average

Indonesia
Italy
New Zealand
Argentina
Singapore
Malaysia
South Africa
India
Japan
Türkiye
Peru
Spain
Chile
Australia
Brazil
Sweden
Mexico
South Korea
Germany
Thailand
Canada
Colombia
Hungary
Belgium
France
Ireland
Poland
Netherlands
United States
Great Britain

2%

17%

4%

4%

4%

3%

3%

3%

3%

3%

2%

2%

2%

2%

2%

2%

2%

2%

1%

1%

1%

1%

1%

1%

1%

1%

1%

1%

1%

1%

0%

Impact of CRINK working together

Q: China, Russia, Iran and North Korea working more closely together will make the world more secure

Base: 23,586 online adults under the age of 75 across 30 countries, interviewed 19 September – 3 October 2025.

Country

30-country average

Indonesia

Malaysia

India

Peru

South Africa

Mexico

Colombia

Thailand

Argentina

Chile

Türkiye

Singapore

Brazil

South Korea

Italy

Ireland

Hungary

Spain

United States

Australia

Great Britain

Belgium

New Zealand

France

Poland

Germany

Japan

Sweden

Canada

Netherlands

% somewhat/strongly agree

34%

68%

63%

60%

60%

56%

53%

51%

50%

46%

45%

41%

38%

33%

27%

27%

25%

24%

24%

21%

21%

21%

20%

18%

18%

17%

17%

17%

17%

16%

16%

Possible security threats

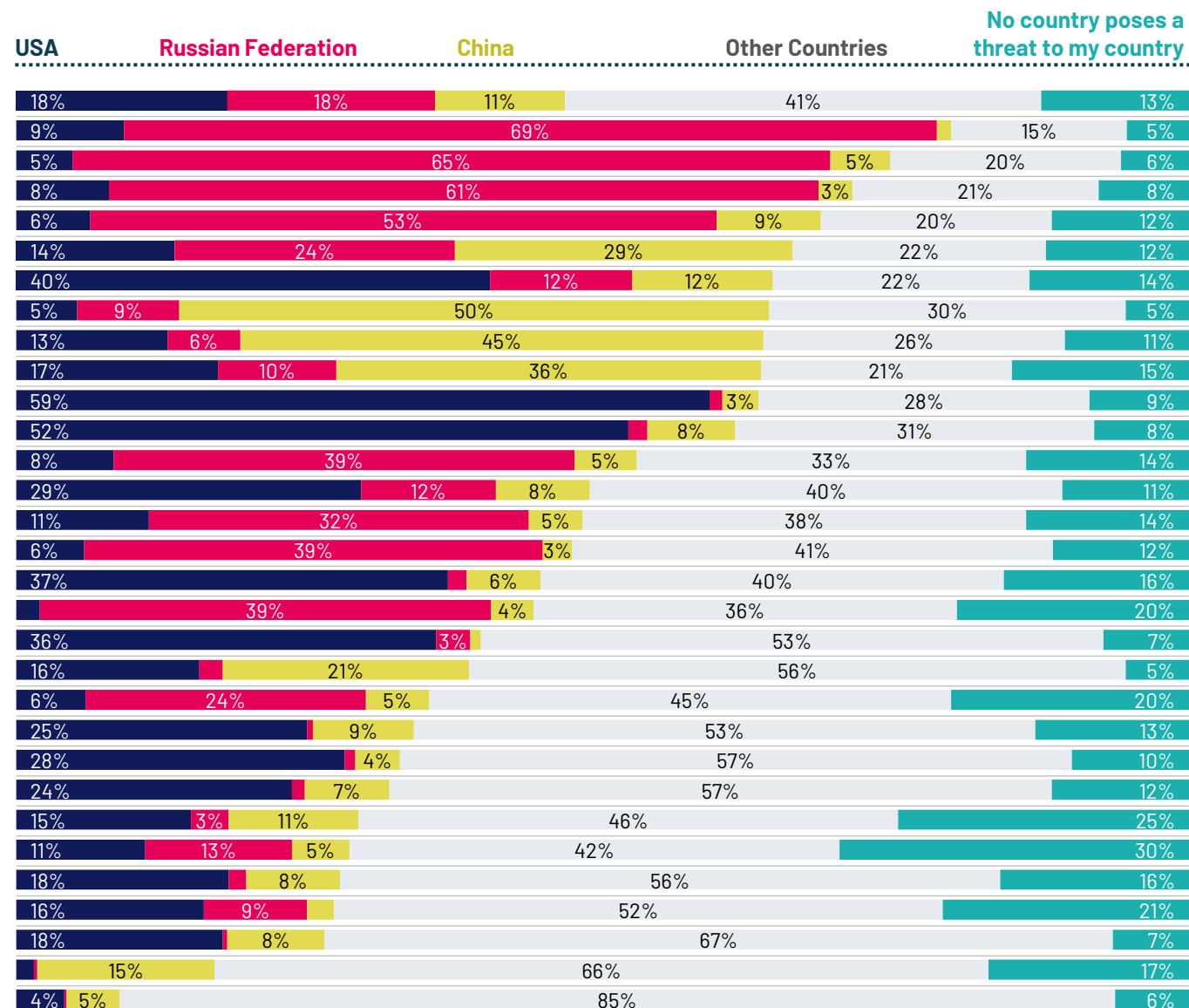
Q: What country poses the greatest security threat to your own country?

Base: 23,586 online adults under the age of 75 across 30 countries, interviewed 19 September – 3 October 2025.

Country

30-country average

Sweden
Netherlands
Germany
Great Britain
United States
Canada
Japan
Australia
New Zealand
Mexico
Indonesia
Belgium
South Africa
Ireland
Hungary
Brazil
Poland
Türkiye
South Korea
France
Malaysia
Colombia
Chile
Singapore
Italy
Argentina
Spain
Peru
India
Thailand



Greatest security threats

Q: What country poses the greatest security threat to your own country?

Base: 23,586 online adults under the age of 75 across 30 countries, interviewed 19 September – 3 October 2025.

USA

Mexico (59%)
Indonesia (52%)
Canada (40%)

Russia

Sweden (69%) **Poland** (39%)
Netherlands (65%)
Germany (61%)
Great Britain (53%)
Belgium (39%)

China

Japan (50%)
Australia (45%)
New Zealand (36%)
United States (29%)

Other countries

Thailand (85%) **Spain** (52%)
Peru (67%) **Singapore** (46%)
India (66%) **France** (45%)
Colombia (57%) **Italy** (42%)
Chile (57%) **Hungary** (41%)
South Korea (56%) **Brazil** (40%)
Argentina (56%) **South Africa** (40%)
Malaysia (53%) **Ireland** (38%)
Türkiye (53%)

Views on Democracy, U.S. and Western Values

Citizens of 30 Countries Assess
Threats and Engagement in
International Affairs

Universal vs. Western Values

Q: Which of the following is closest to your point of view:

Base: 23,586 online adults under the age of 75 across 30 countries, interviewed 19 September – 3 October 2025.

Country

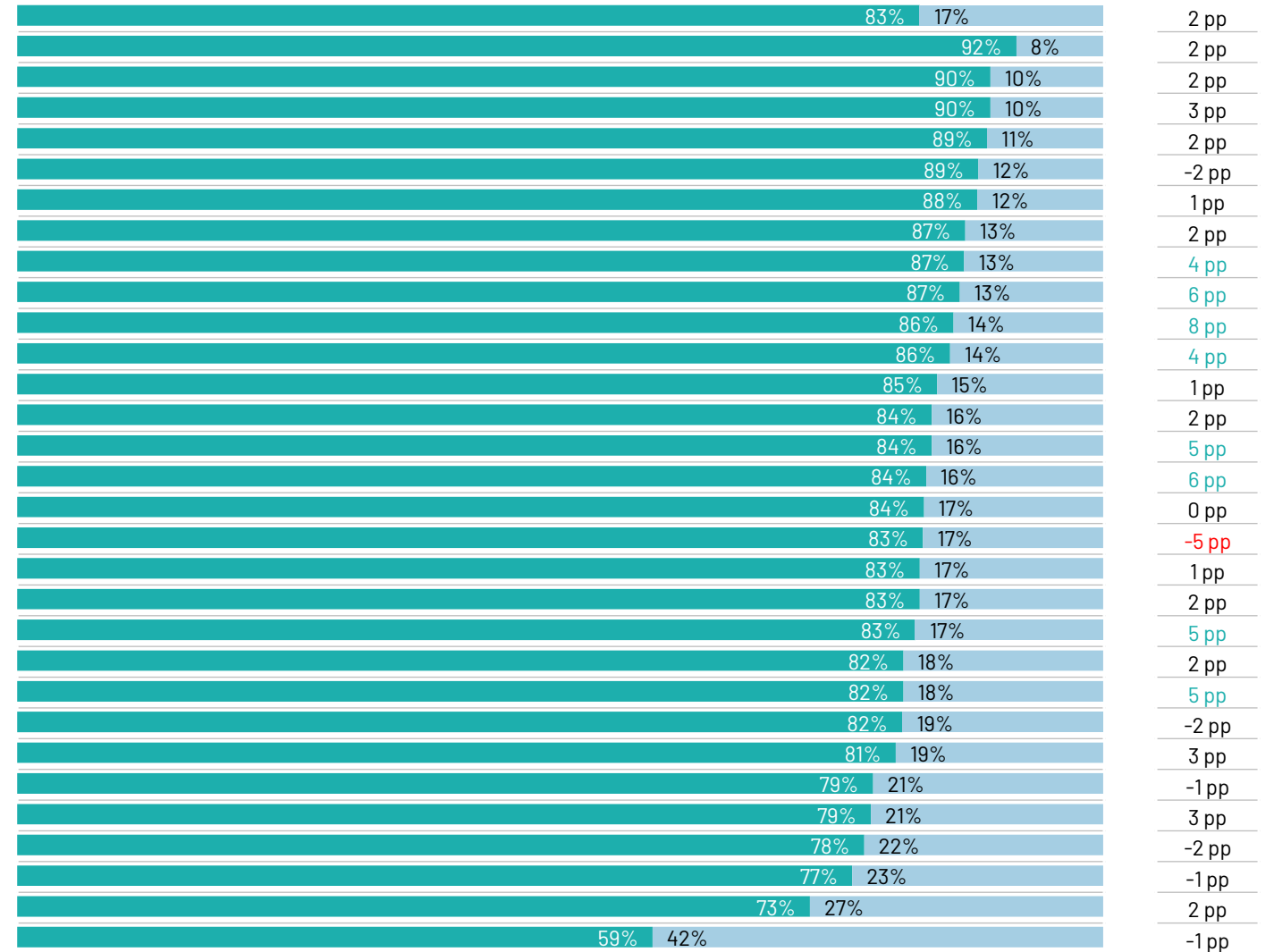
30-country average

Colombia
Indonesia
South Korea
Peru
Mexico
Argentina
Chile
Hungary
Thailand
Malaysia
South Africa
Brazil
Italy
New Zealand
Germany
Poland
Türkiye
Spain
Netherlands
Canada
Australia
Singapore
United States
Sweden
Great Britain
France
Belgium
Ireland
Japan
India

Democracy, human rights and the rule of law are
"Universal Values" that all nations deserve and can aspire to

Democracy, human rights and the rule of law are
"Western Values" and only possible in those countries.

Change 2024
"Universal Values"



The role of free trade in a global economy

Q: Free trade is beneficial for my country's economy

Base: 23,586 online adults under the age of 75 across 30 countries, interviewed 19 September – 3 October 2025.

Country

30-country average

Singapore

Mexico

Peru

Netherlands

Malaysia

South Korea

New Zealand

Great Britain

Canada

Ireland

Chile

Thailand

Australia

Colombia

Poland

South Africa

Germany

Italy

United States

Sweden

Hungary

India

Spain

Brazil

Indonesia

Belgium

Türkiye

Argentina

Japan

France

% somewhat/strongly agree

69%

80%

78%

78%

78%

78%

77%

76%

76%

76%

75%

74%

74%

74%

74%

72%

71%

69%

69%

69%

68%

66%

65%

64%

61%

60%

60%

60%

57%

54%

52%

Change 2024

-1 pp

5 pp

-2 pp

2 pp

-2 pp

-1 pp

5 pp

1 pp

0 pp

10 pp

-1 pp

3 pp

2 pp

4 pp

3 pp

-6 pp

0 pp

1 pp

6 pp

0 pp

3 pp

3 pp

-7 pp

3 pp

-5 pp

-12 pp

-5 pp

-5 pp

-10 pp

-1 pp

3 pp

Respect of global institutions

Q: I would have more respect for global institutions and agreements if democratic nations had more influence over them than authoritarian nations

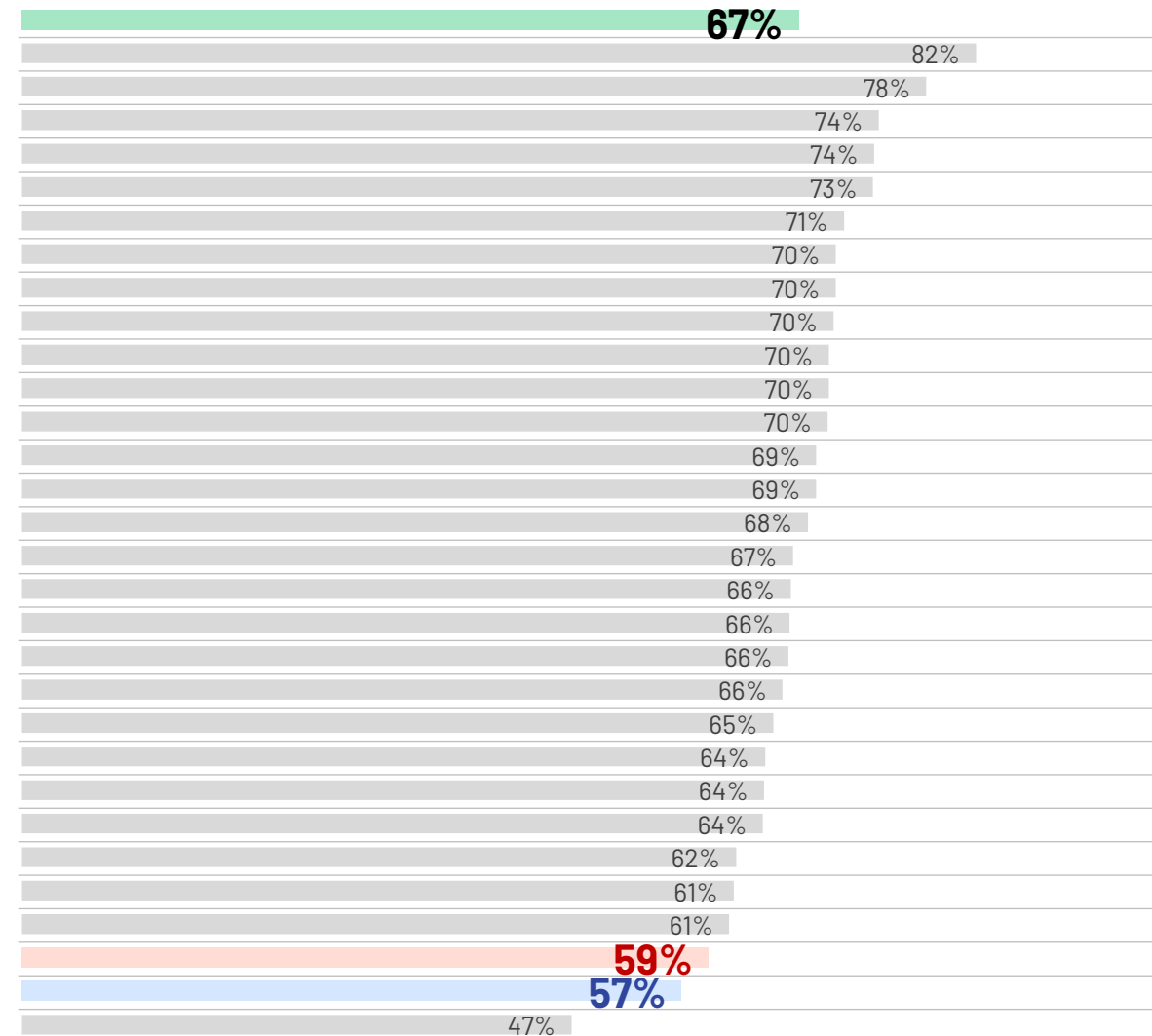
Base: 23,586 online adults under the age of 75 across 30 countries, interviewed 19 September – 3 October 2025.

Country

30-country average

Indonesia
Thailand
South Korea
Malaysia
Peru
Chile
Colombia
South Africa
Singapore
Poland
Netherlands
Mexico
Sweden
Italy
Türkiye
Spain
Belgium
New Zealand
India
Australia
Argentina
Germany
France
Ireland
Great Britain
Hungary
Brazil
Canada
United States
Japan

% Somewhat/strongly agree



Change 2024

-1 pp
1 pp
2 pp
2 pp
-1 pp
2 pp
1 pp
-5 pp
-4 pp
-4 pp
-7 pp
0 pp
-5 pp
-3 pp
1 pp
-5 pp
-2 pp
-2 pp
-1 pp
-5 pp
3 pp
-4 pp
2 pp
6 pp
-5 pp
1 pp
-4 pp
-3 pp
0 pp
-1 pp
-1 pp

Role of U.S., NATO and allies

Q: The United States and its allies, including NATO make the world more secure

Base: 23,586 online adults under the age of 75 across 30 countries, interviewed 19 September – 3 October 2025.

Country

30-country average

Poland

Great Britain

Netherlands

United States

India

Hungary

Thailand

South Korea

Peru

Ireland

Sweden

Germany

Australia

Chile

New Zealand

Colombia

Canada

Singapore

South Africa

Spain

Brazil

Italy

Belgium

France

Mexico

Argentina

Japan

Malaysia

Türkiye

Indonesia

% somewhat/strongly agree

51%

68%

65%

64%

64%

63%

60%

60%

58%

56%

55%

54%

54%

54%

52%

50%

50%

49%

49%

46%

45%

44%

44%

44%

43%

43%

41%

41%

40%

39%

33%

Change 2024

-4 pp

-6 pp

2 pp

-3 pp

-2 pp

-5 pp

2 pp

-6 pp

-6 pp

1 pp

1 pp

-5 pp

-2 pp

-4 pp

1 pp

-7 pp

-8 pp

-7 pp

-6 pp

-5 pp

-8 pp

-7 pp

-5 pp

-11 pp

-7 pp

-5 pp

-2 pp

-2 pp

-5 pp

-1 pp

-10 pp

Role of the U.S. as democratic leader

Q: When it comes to achieving positive outcomes in the world, the United States continues to be the most reliable leader for democratic nations

Base: 23,586 online adults under the age of 75 across 30 countries, interviewed 19 September – 3 October 2025.

Country

30-country average

Thailand

Peru

India

Colombia

Chile

United States

Poland

South Africa

South Korea

Brazil

Argentina

Mexico

Great Britain

Singapore

Malaysia

Japan

Hungary

Spain

Italy

Australia

France

Türkiye

Indonesia

Ireland

New Zealand

Belgium

Germany

Netherlands

Sweden

Canada

% Somewhat/strongly agree

42%

69%

66%

62%

53%

52%

52%

50%

48%

48%

47%

47%

43%

42%

40%

40%

40%

39%

38%

37%

37%

35%

34%

34%

30%

30%

29%

29%

24%

23%

Change 2024

-9 pp

1 pp

-3 pp

-9 pp

-9 pp

-4 pp

-10 pp

-20 pp

-8 pp

-15 pp

-10 pp

-8 pp

-4 pp

2 pp

-15 pp

-10 pp

-8 pp

-6 pp

-11 pp

-11 pp

-7 pp

-12 pp

1 pp

-12 pp

-12 pp

-7 pp

-16 pp

-18 pp

-13 pp

-12 pp

-19 pp

Digital technology impact

Q: The revolution in digital technology will undermine and destroy the democratic freedoms that exist in the world today

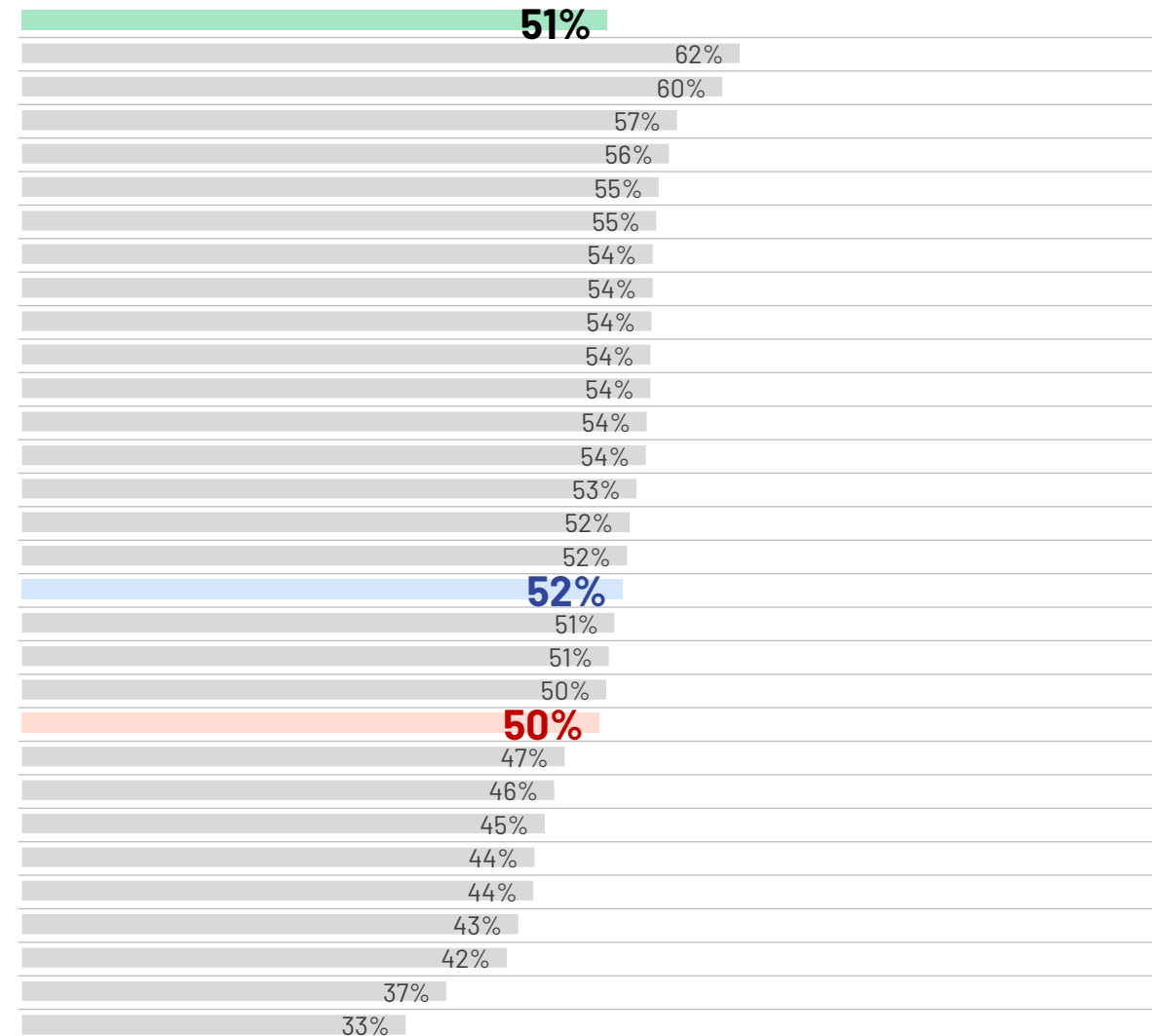
Base: 23,586 online adults under the age of 75 across 30 countries, interviewed 19 September – 3 October 2025.

Country

30-country average

Malaysia
India
Peru
Thailand
Chile
South Africa
Singapore
Mexico
Türkiye
Colombia
Netherlands
Belgium
New Zealand
France
Australia
Indonesia
United States
Ireland
Great Britain
Argentina
Canada
Spain
Hungary
Germany
Poland
South Korea
Brazil
Italy
Sweden
Japan

% Somewhat/strongly agree



Change 2024

0 pp
-2 pp
-8 pp
-2 pp
1 pp
6 pp
-1 pp
-3 pp
3 pp
-1 pp
-5 pp
5 pp
-2 pp
2 pp
1 pp
-1 pp
-3 pp
9 pp
-2 pp
3 pp
2 pp
1 pp
-3 pp
-3 pp
-1 pp
-8 pp
0 pp
-4 pp
0 pp
-2 pp
4 pp

Democracy best form of government?

Q: Democracy may have its problems, but it is better than any other form of government

Base: 23,586 online adults under the age of 75 across 30 countries, interviewed 19 September – 3 October 2025.

Country

30-country average

Netherlands

Malaysia

Singapore

Poland

Germany

Great Britain

France

Sweden

Indonesia

Spain

Italy

Australia

New Zealand

Chile

Argentina

South Korea

Ireland

Brazil

Canada

United States

Mexico

South Africa

Hungary

Belgium

Colombia

Thailand

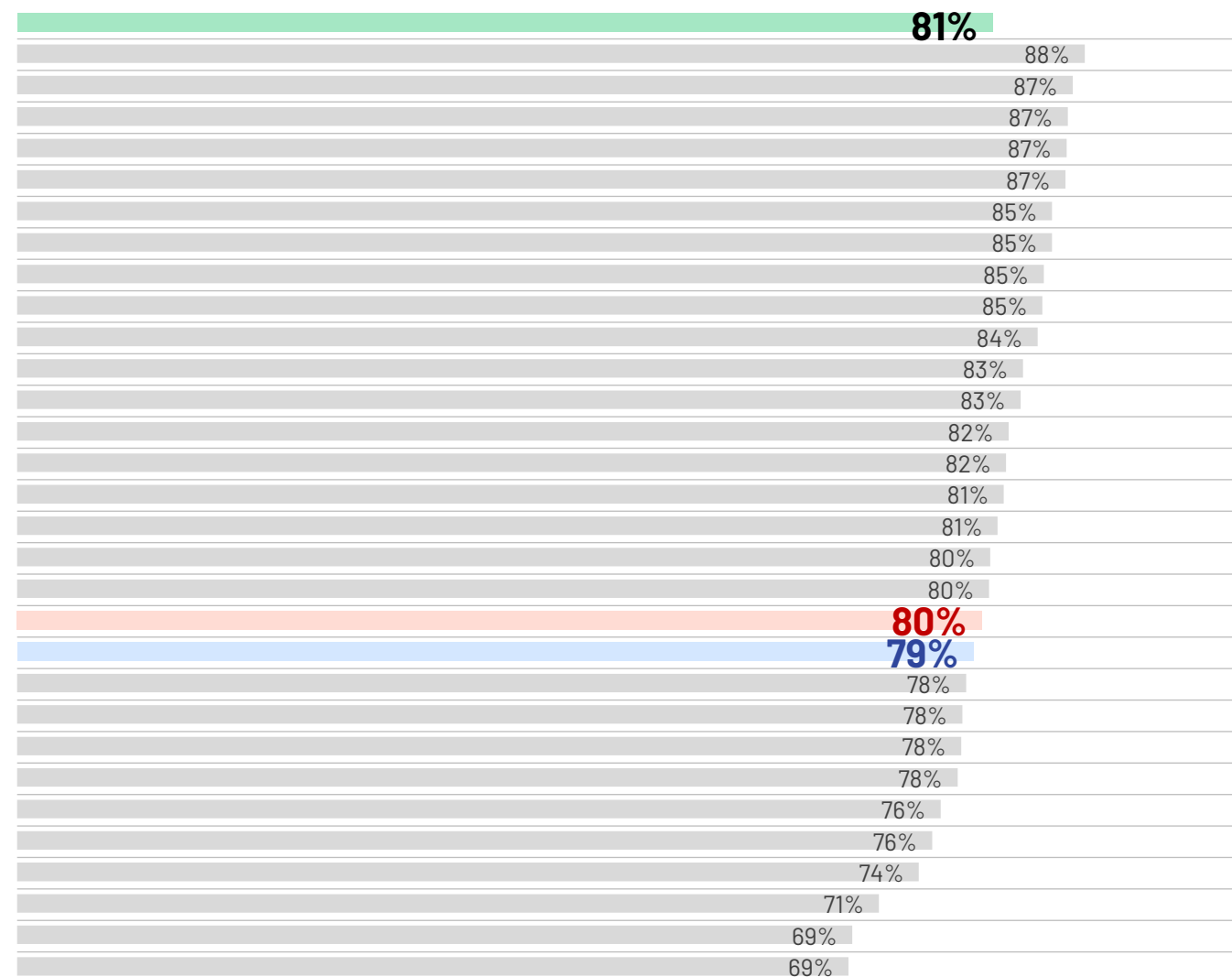
Türkiye

India

Peru

Japan

% somewhat/strongly agree



Democracy under threat?

Q: Democracy in my country is under threat

Base: 23,586 online adults under the age of 75 across 30 countries, interviewed 19 September – 3 October 2025.

Country

30-country average

Indonesia

Netherlands

Peru

Hungary

Colombia

Germany

Brazil

United States

France

South Africa

Türkiye

Thailand

Great Britain

India

Spain

Mexico

Italy

South Korea

Belgium

Japan

Chile

Canada

Poland

Ireland

Argentina

Malaysia

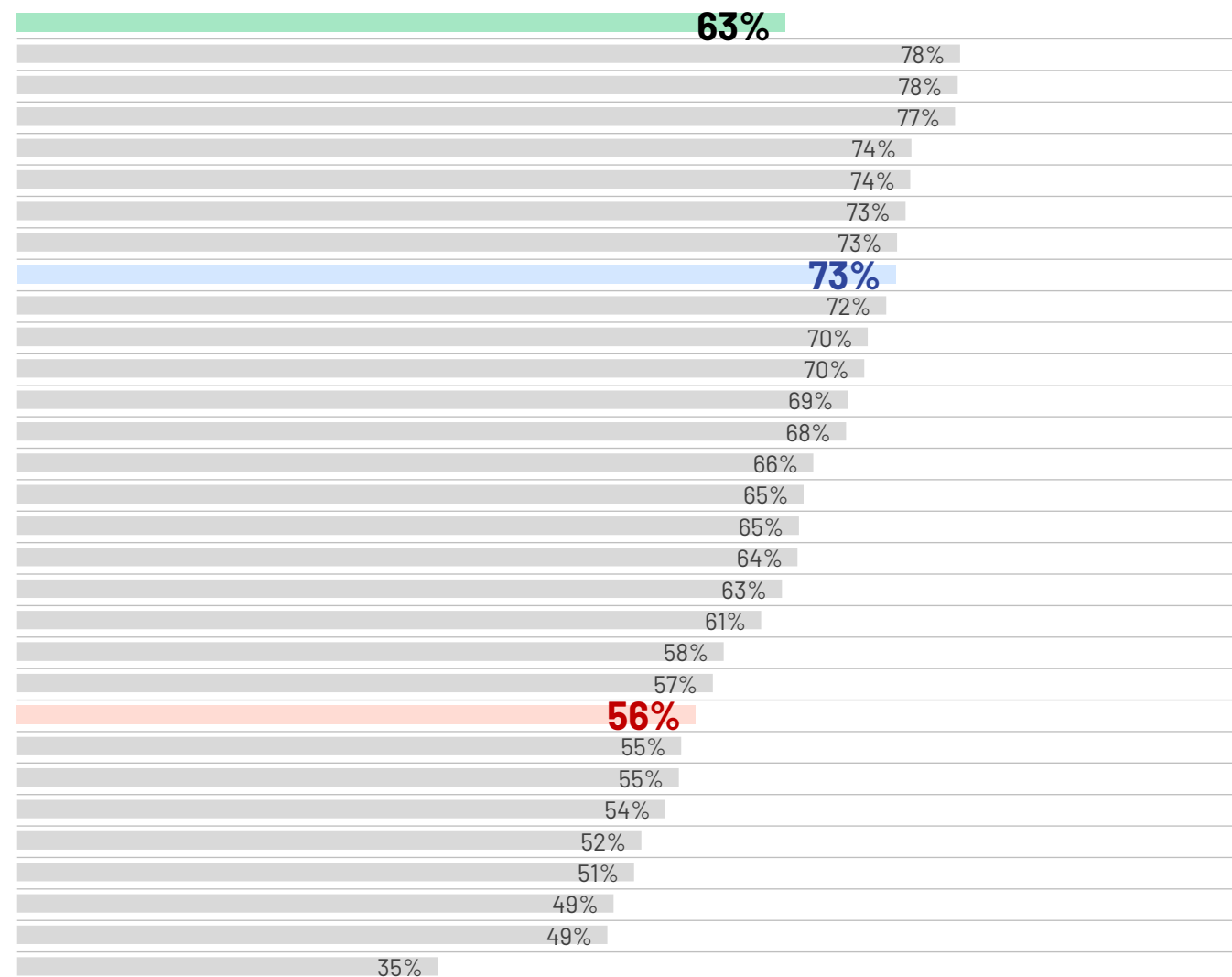
Australia

New Zealand

Sweden

Singapore

% somewhat/strongly agree



Military Service, Preparation and National Pride

Citizens of 30 Countries Assess
Threats and Engagement in
International Affairs

Importance of national defence force

Q: To what extent do you agree or disagree with the following

It is important for my country to maintain a strong national defense force, even in times of peace

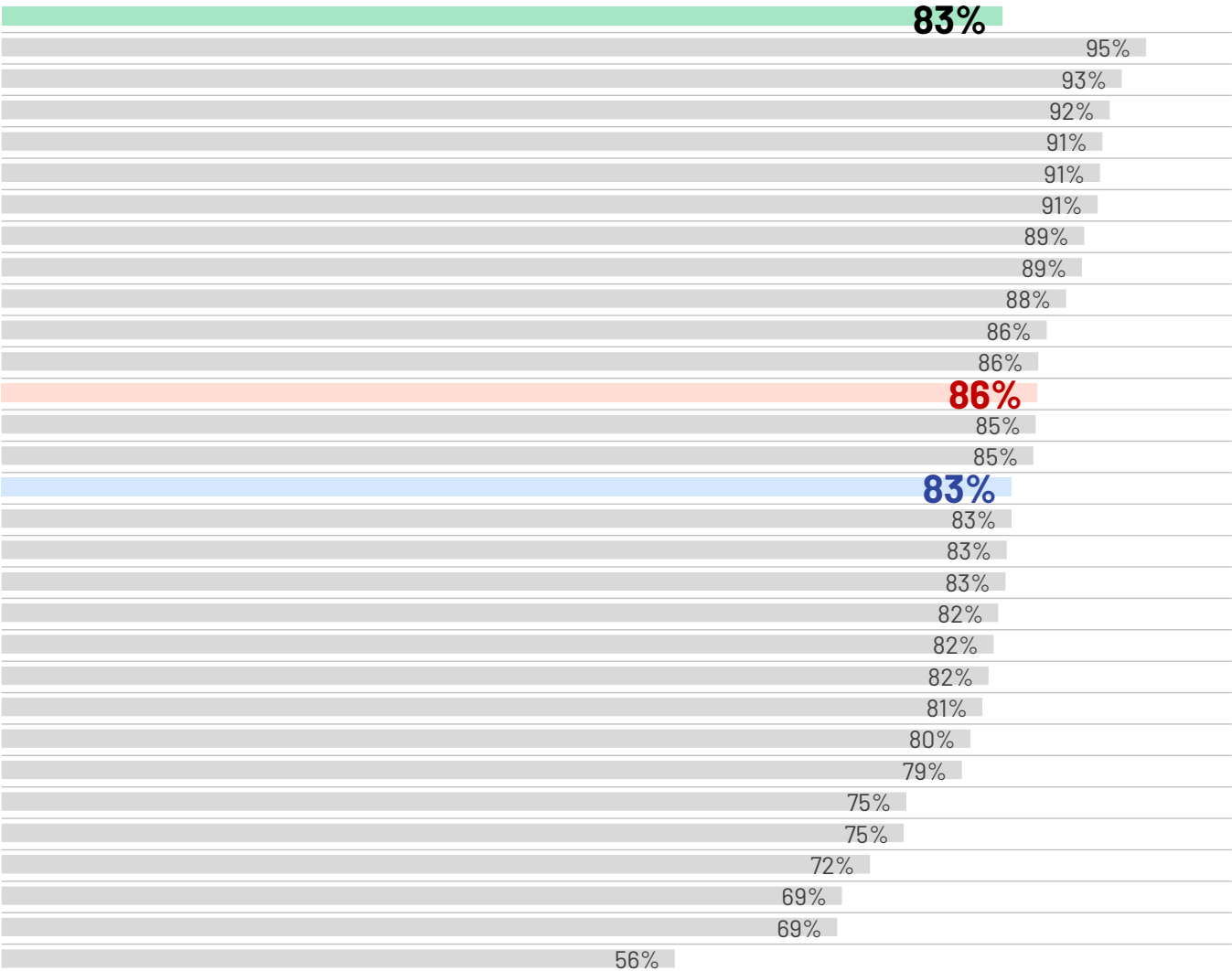
Base: 23,586 online adults under the age of 75 across 30 countries, interviewed 19 September – 3 October 2025.

Country

30-country average

Indonesia
Thailand
Singapore
South Africa
Malaysia
Great Britain
South Korea
Poland
Australia
Colombia
Chile
Canada
Türkiye
Mexico
United States
France
Peru
Sweden
Ireland
New Zealand
Spain
Argentina
Netherlands
Brazil
Hungary
Belgium
Italy
India
Japan
Germany

% somewhat/strongly agree



Preparing for invasion

Q: I would personally be willing to join a formal preparation and training program to be ready in case of invasion by a foreign country

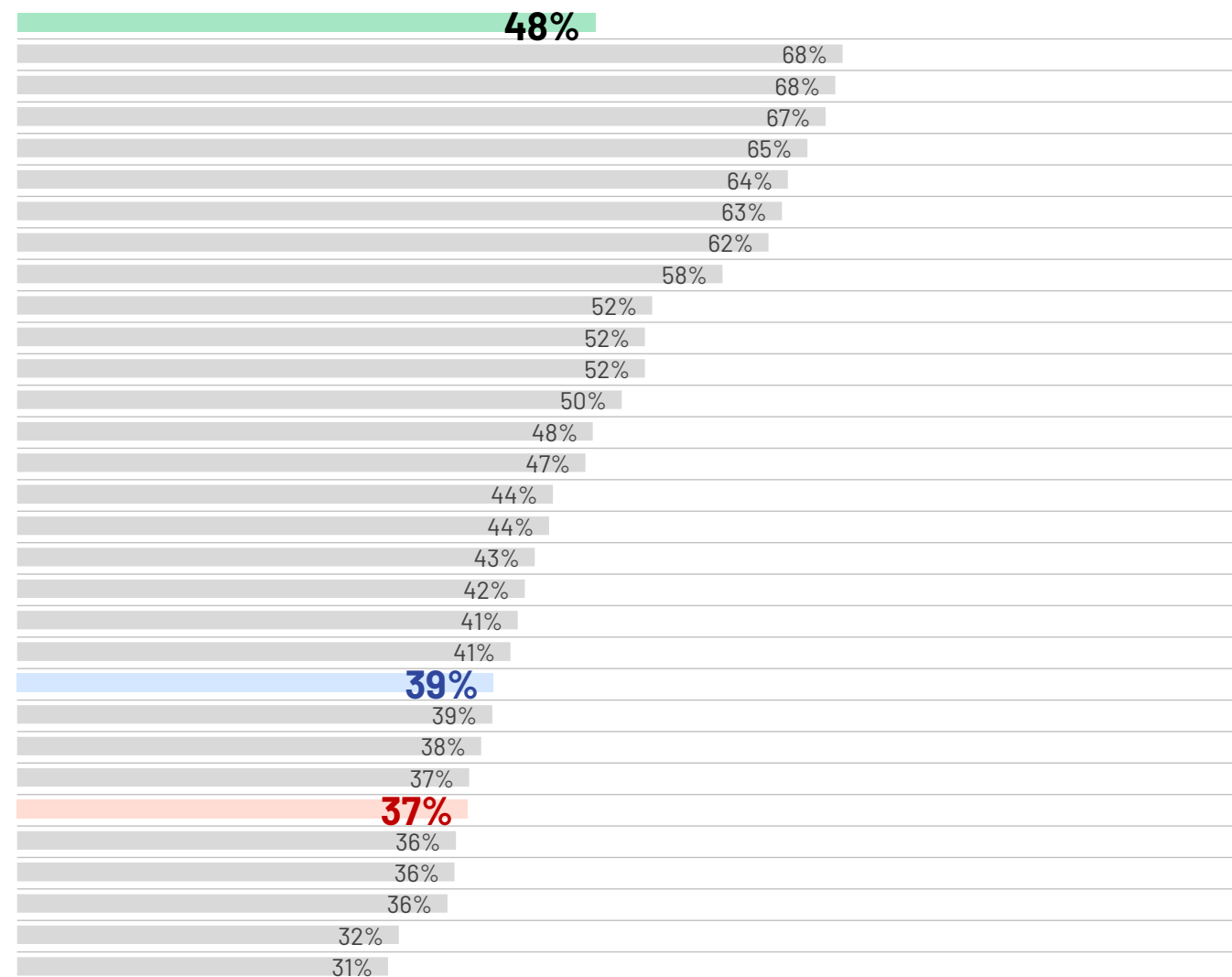
Base: 23,586 online adults under the age of 75 across 30 countries, interviewed 19 September – 3 October 2025.

Country

30-country average

Indonesia
Thailand
Malaysia
India
South Africa
Türkiye
South Korea
Peru
Poland
Mexico
Singapore
Sweden
Chile
Colombia
Spain
Ireland
Argentina
Netherlands
Australia
Germany
United States
Brazil
New Zealand
Great Britain
Canada
France
Italy
Belgium
Japan
Hungary

% somewhat/strongly agree



Mandatory military service for young people

Q: I support mandatory military service for young people in my country

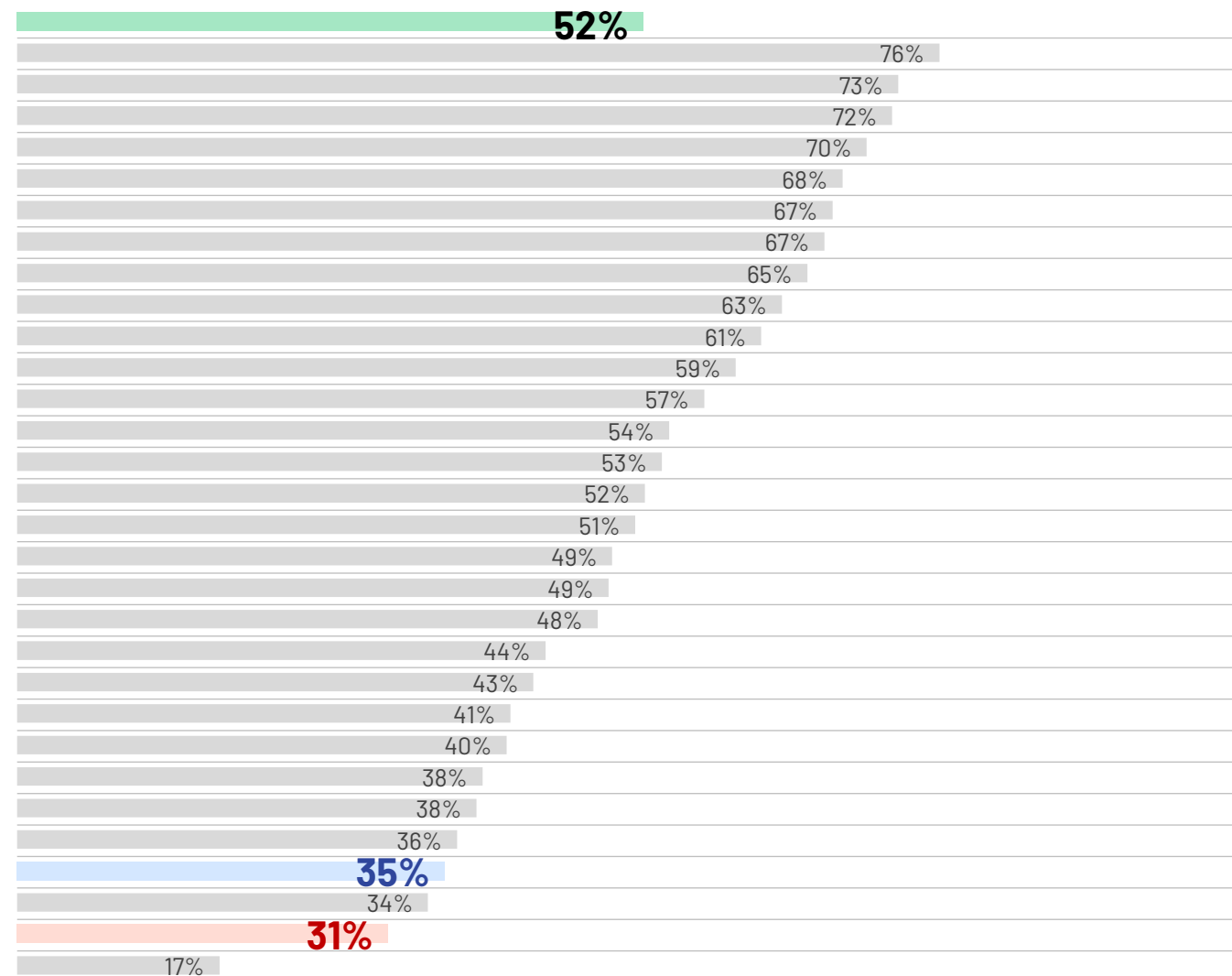
Base: 23,586 online adults under the age of 75 across 30 countries, interviewed 19 September – 3 October 2025.

Country

30-country average

Malaysia
Singapore
Thailand
Indonesia
South Korea
India
South Africa
Peru
Türkiye
Sweden
Mexico
France
Germany
Netherlands
Chile
Belgium
Brazil
Poland
Argentina
Australia
Great Britain
Italy
Hungary
Colombia
Spain
Ireland
United States
New Zealand
Canada
Japan

% somewhat/strongly agree



Mandatory military service for immigrants

Q: New immigrants to my country should be required to serve in the military for a period of time

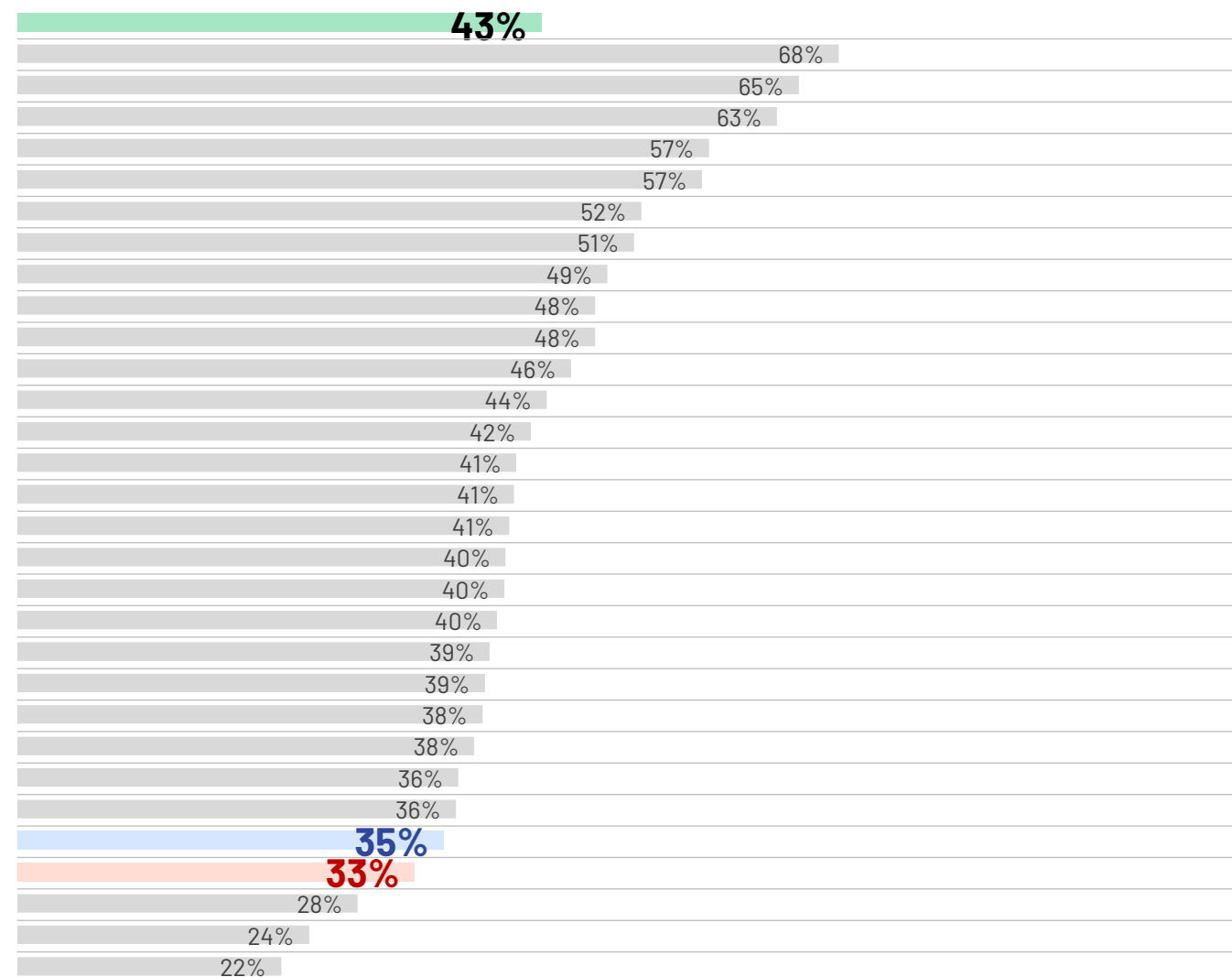
Base: 23,586 online adults under the age of 75 across 30 countries, interviewed 19 September – 3 October 2025.

Country

30-country average

Singapore
South Korea
India
Indonesia
Peru
Malaysia
Türkiye
Colombia
Thailand
Chile
Mexico
Belgium
Great Britain
Poland
France
Argentina
Netherlands
Sweden
Italy
Ireland
Brazil
Germany
South Africa
Spain
Australia
United States
Canada
Hungary
New Zealand
Japan

% somewhat/strongly agree



National pride

Q: To what extent do you agree or disagree with the following

I am proud of my country's national identity

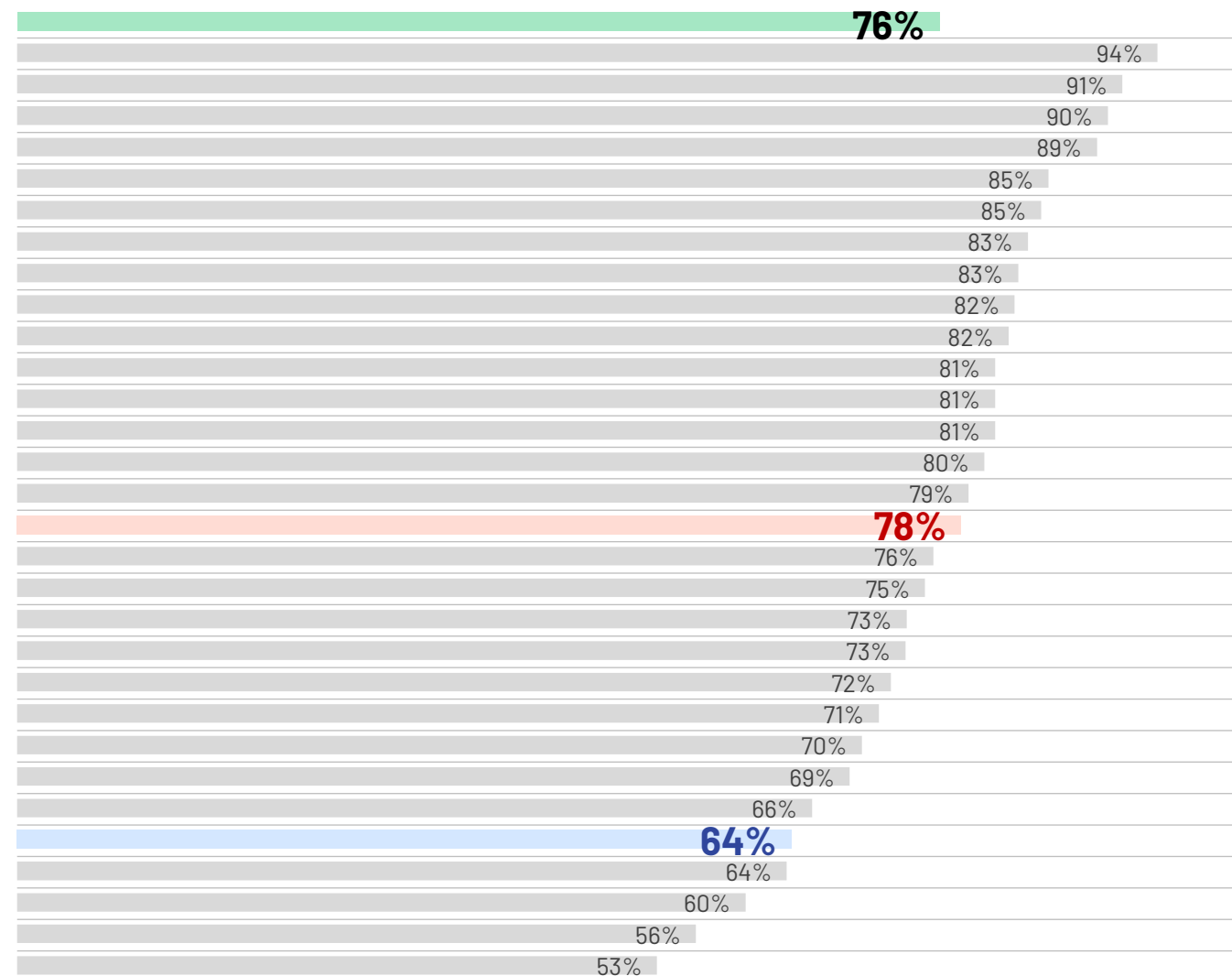
Base: 23,586 online adults under the age of 75 across 30 countries, interviewed 19 September – 3 October 2025.

Country

30-country average

Thailand
Malaysia
Indonesia
Singapore
Peru
Ireland
New Zealand
Mexico
Chile
Türkiye
South Africa
Poland
Colombia
Australia
Argentina
Canada
Sweden
South Korea
Netherlands
Great Britain
Spain
France
India
Brazil
Italy
United States
Belgium
Germany
Japan
Hungary

% somewhat/strongly agree



National identity

Q: To what extent do you agree or disagree with the following

My country has a clear national identity

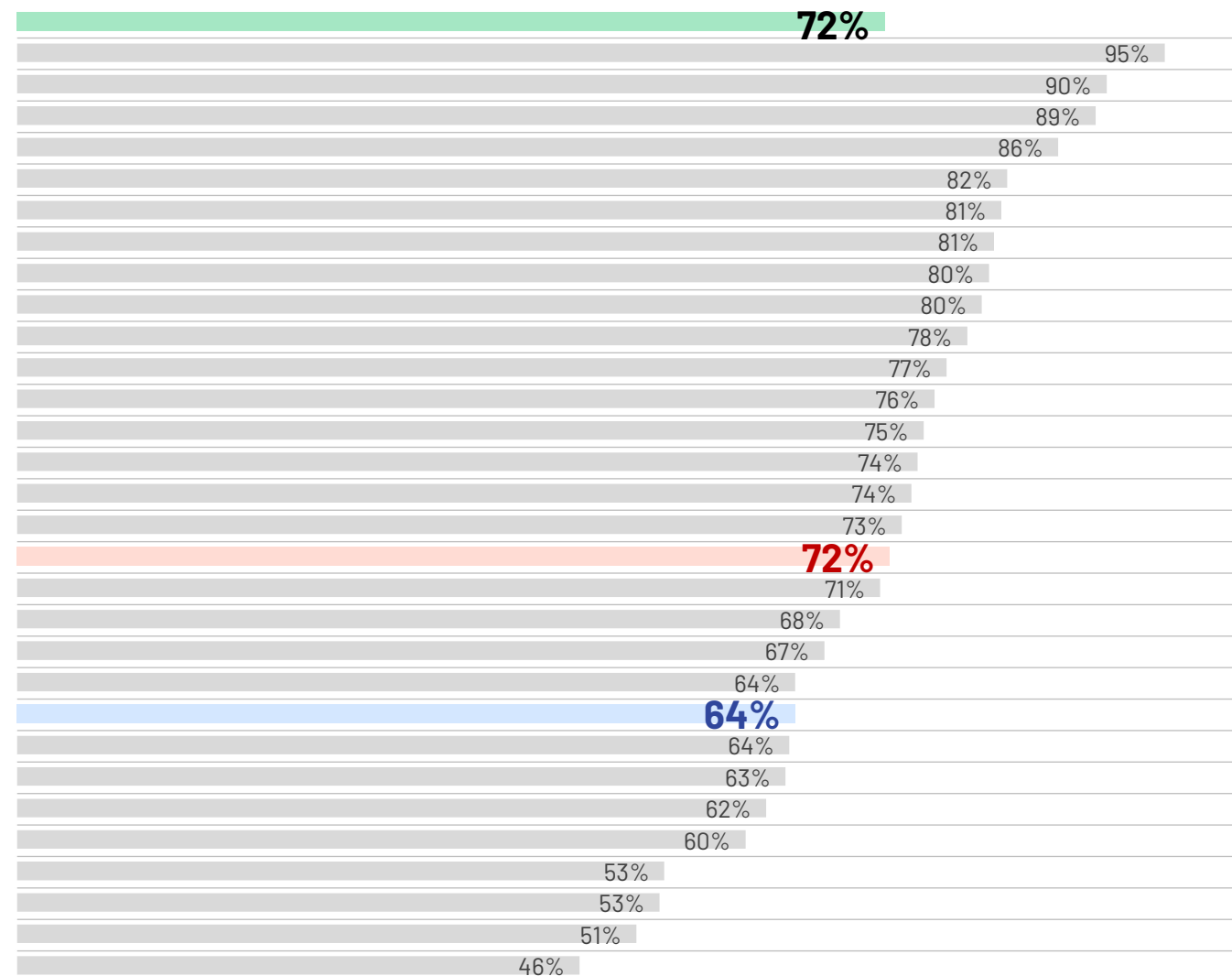
Base: 23,586 online adults under the age of 75 across 30 countries, interviewed 19 September – 3 October 2025.

Country

30-country average

Thailand
Indonesia
Malaysia
Singapore
Chile
South Korea
Ireland
Mexico
Poland
Türkiye
New Zealand
South Africa
Peru
Australia
Argentina
Colombia
Canada
Sweden
India
Brazil
Great Britain
United States
Italy
Spain
Netherlands
France
Hungary
Belgium
Germany
Japan

% somewhat/strongly agree



National values

Q: To what extent do you agree or disagree with the following

The citizens of my country share common values that bind our society together

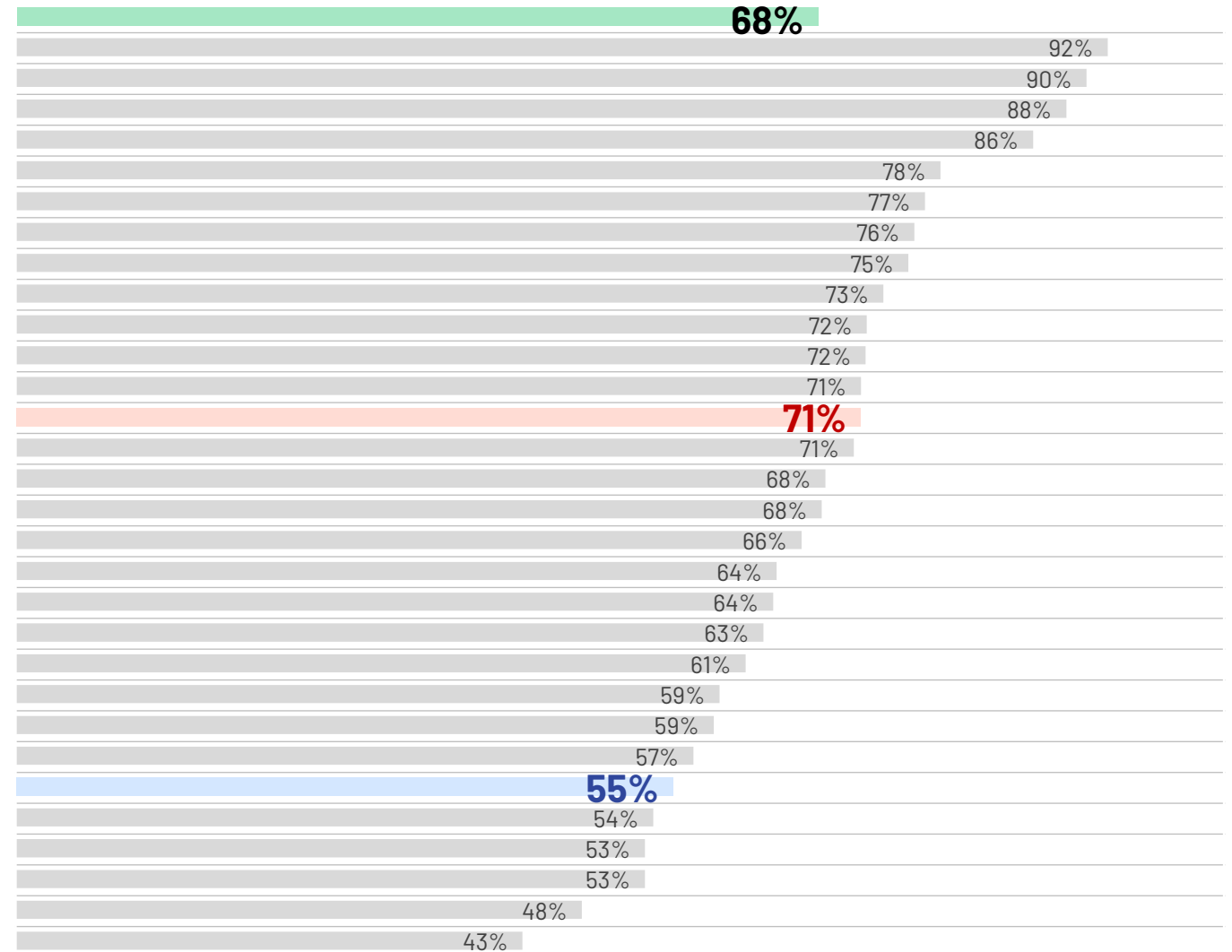
Base: 23,586 online adults under the age of 75 across 30 countries, interviewed 19 September – 3 October 2025.

Country

30-country average

Thailand
Indonesia
Singapore
Malaysia
Ireland
South Korea
Türkiye
Mexico
New Zealand
Australia
India
Chile
Canada
South Africa
Argentina
Colombia
Peru
Spain
Poland
Great Britain
Italy
Sweden
Germany
Netherlands
United States
Japan
Brazil
Belgium
France
Hungary

% somewhat/strongly agree



Attitudes on Trump and America

Citizens of 30 Countries Assess
Threats and Engagement in
International Affairs

Tariffs

Q: Using tariffs is an effective way for my government to stand up for the country's economic interests

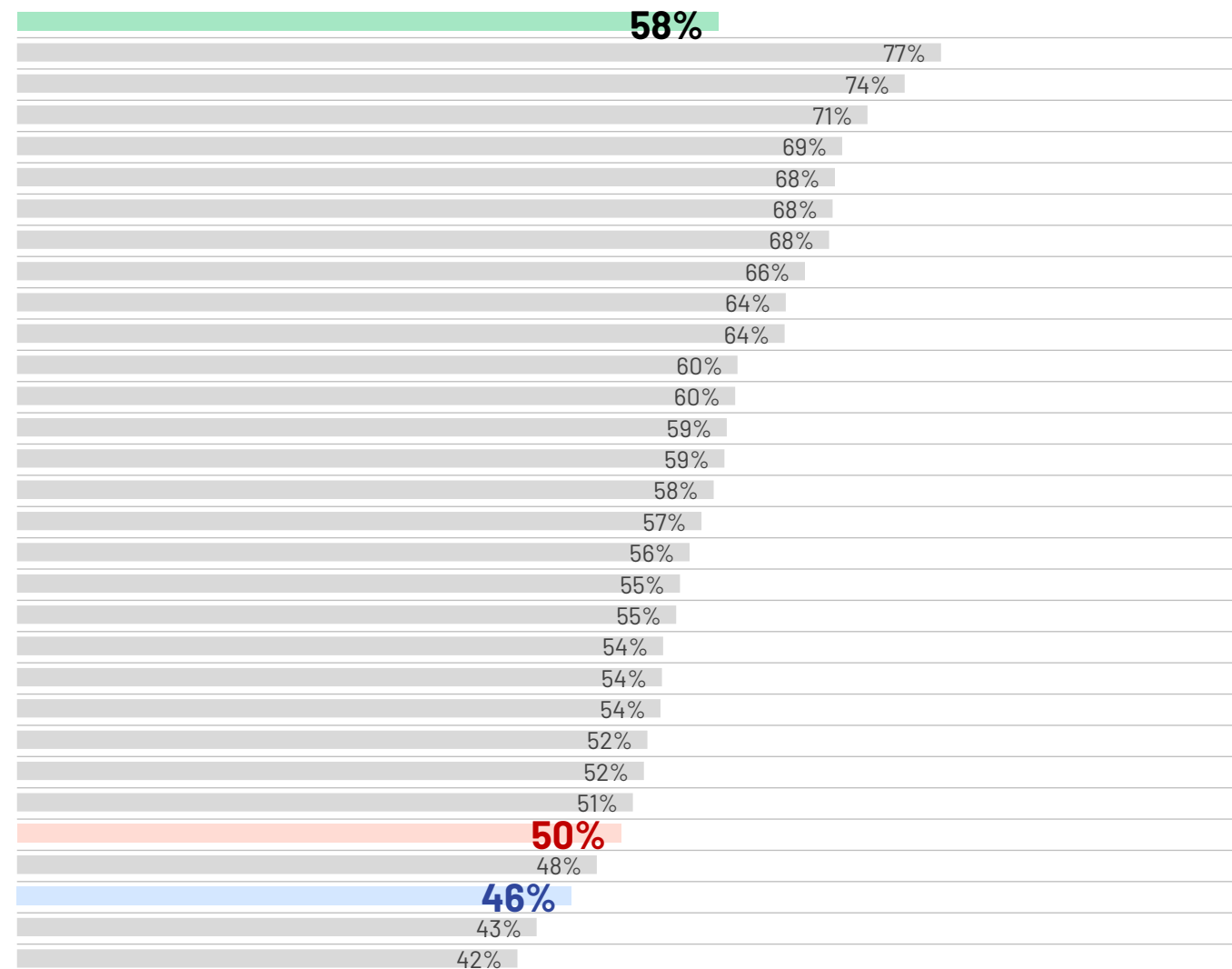
Base: 23,586 online adults under the age of 75 across 30 countries, interviewed 19 September – 3 October 2025.

Country

30-country average

Malaysia
Thailand
Peru
Poland
Chile
India
South Africa
Argentina
France
Colombia
South Korea
Great Britain
Türkiye
Mexico
Japan
Spain
Indonesia
Ireland
Belgium
Netherlands
Germany
Singapore
Australia
Brazil
Hungary
Canada
Sweden
United States
New Zealand
Italy

% somewhat/strongly agree



Trump's impact on world affairs

Q: U.S. President Donald Trump's approach to world affairs has made the world a safer place today

Base: 23,586 online adults under the age of 75 across 30 countries, interviewed 19 September – 3 October 2025.

Country

30-country average

India

Thailand

Peru

Chile

United States

Brazil

Colombia

Malaysia

South Africa

Great Britain

Argentina

Poland

Mexico

Indonesia

Australia

Hungary

Singapore

South Korea

Ireland

Türkiye

Spain

Italy

New Zealand

Japan

Netherlands

Belgium

France

Germany

Sweden

Canada

% somewhat/strongly agree

29%

61%

51%

51%

40%

39%

35%

34%

33%

33%

32%

31%

30%

30%

29%

28%

27%

26%

26%

26%

25%

25%

24%

21%

21%

20%

19%

18%

18%

17%

15%

Role of U.S. post-Trump

Q: Once U.S. President Donald Trump is no longer president, the United States will go back to its more traditional role on the world stage

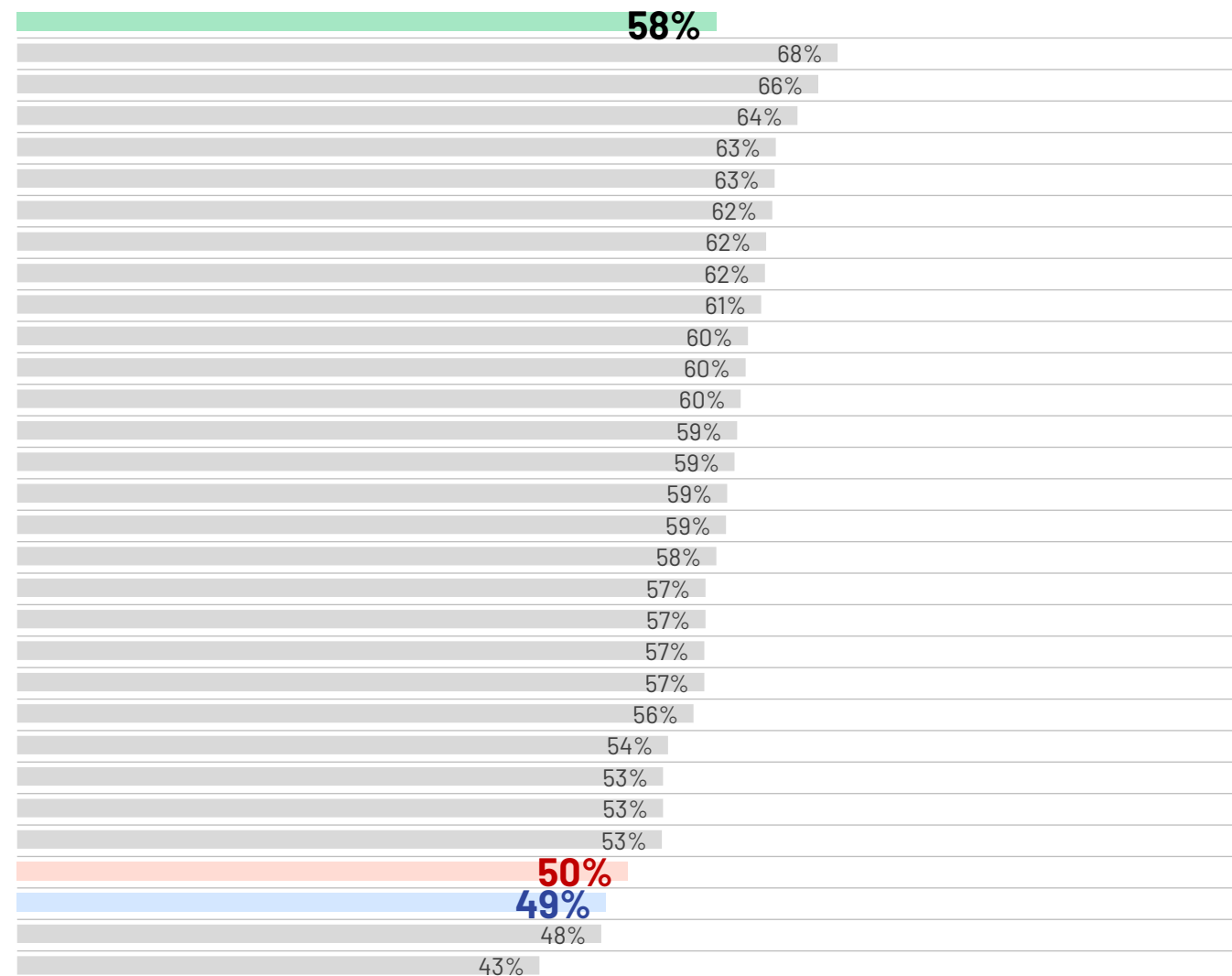
Base: 23,586 online adults under the age of 75 across 30 countries, interviewed 19 September – 3 October 2025.

Country

30-country average

Indonesia
South Korea
Thailand
Mexico
Peru
Belgium
Netherlands
India
South Africa
Chile
Malaysia
Italy
Great Britain
Spain
Germany
Australia
Hungary
Singapore
New Zealand
Poland
France
Ireland
Brazil
Colombia
Sweden
Türkiye
Canada
United States
Argentina
Japan

% somewhat/strongly agree



Trump as peacemaker?

Q: U.S. President Donald Trump is a peacemaker

Base: 23,586 online adults under the age of 75 across 30 countries, interviewed 19 September – 3 October 2025.

Country

30-country average

India

Thailand

Peru

United States

Brazil

Great Britain

Poland

Hungary

South Africa

South Korea

Australia

Chile

Singapore

Malaysia

Argentina

Ireland

Colombia

Italy

New Zealand

Japan

Indonesia

Mexico

Türkiye

Spain

France

Netherlands

Sweden

Canada

Belgium

Germany

% somewhat/strongly agree

26%

55%

41%

36%

36%

34%

33%

33%

29%

27%

27%

26%

26%

26%

25%

24%

24%

24%

23%

22%

22%

22%

22%

21%

21%

19%

19%

18%

18%

18%

18%

17%

Moving to the U.S.

Q: I'd be willing to move to the United States if given the opportunity

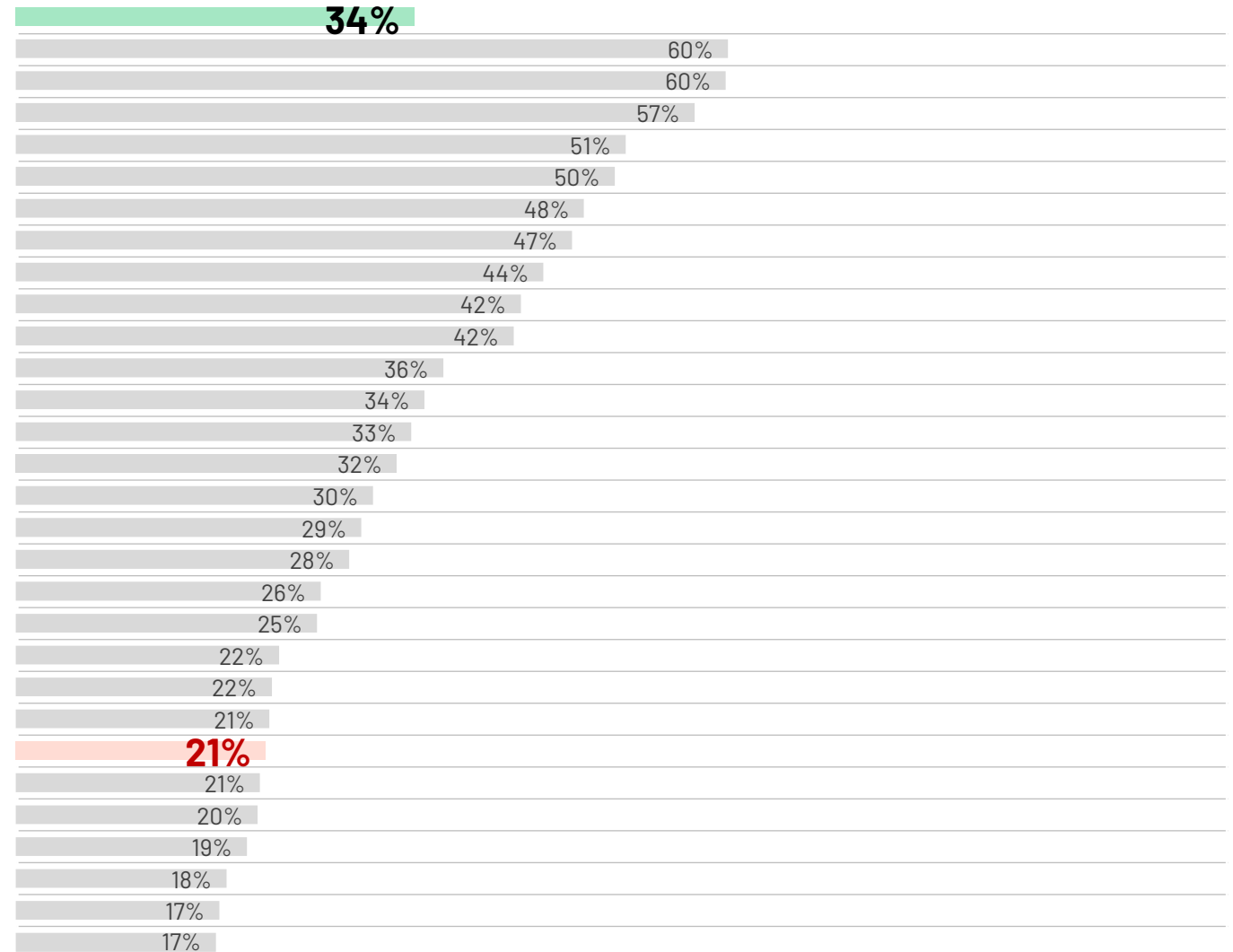
Base: 23,586 online adults under the age of 75 across 30 countries, interviewed 19 September – 3 October 2025.

Country

29-country average*

Peru
India
Colombia
Mexico
South Africa
Chile
Thailand
Argentina
Brazil
Türkiye
Hungary
South Korea
Indonesia
Poland
Great Britain
Singapore
Italy
Ireland
Malaysia
Australia
Spain
New Zealand
Canada
Germany
Belgium
Sweden
Japan
Netherlands
France

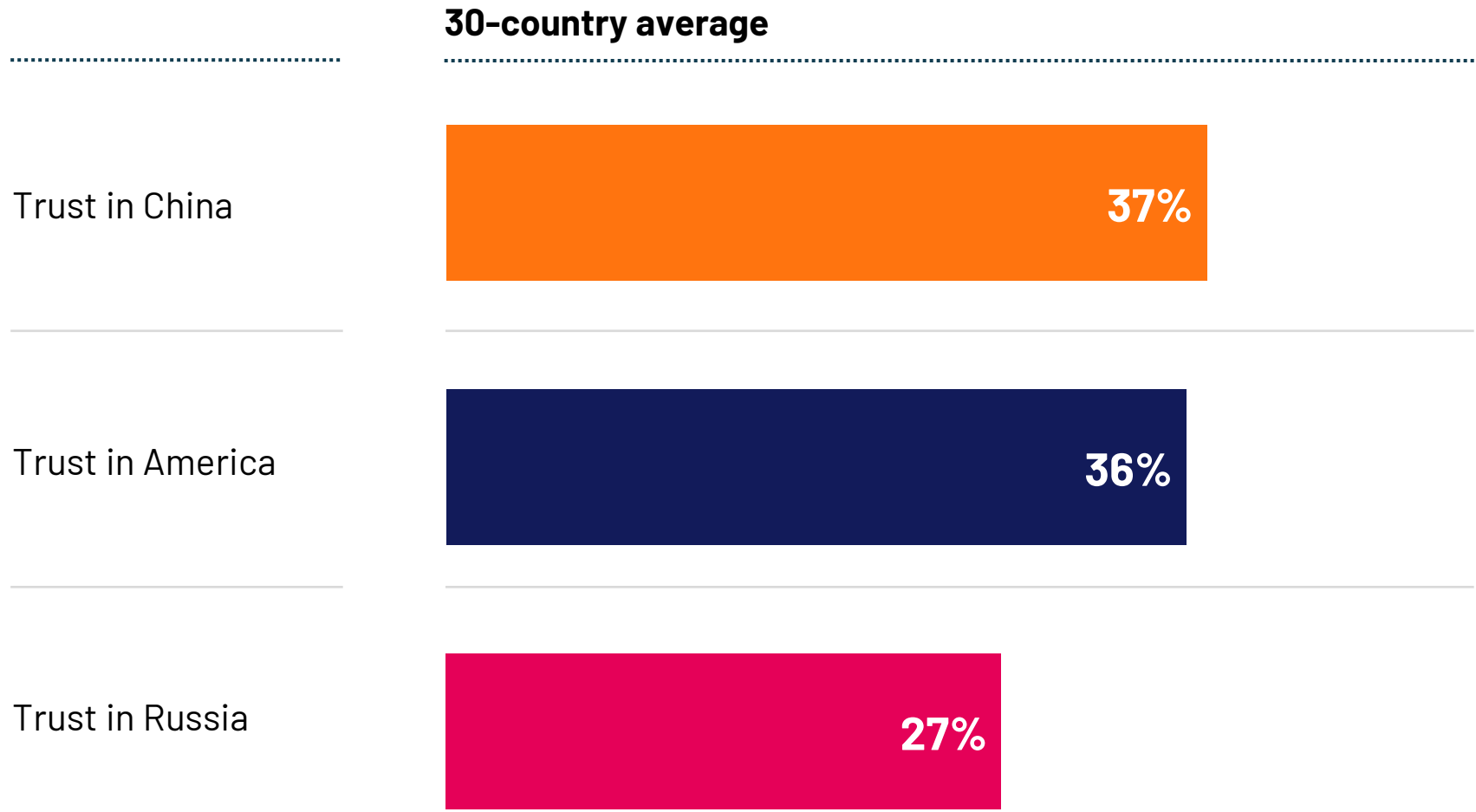
% somewhat/strongly agree



Trust in China, America and Russia

30-country average

Base: 23,586 online adults under the age of 75 across 30 countries, interviewed 19 September – 3 October 2025.



Trust in China

Q: China can be trusted

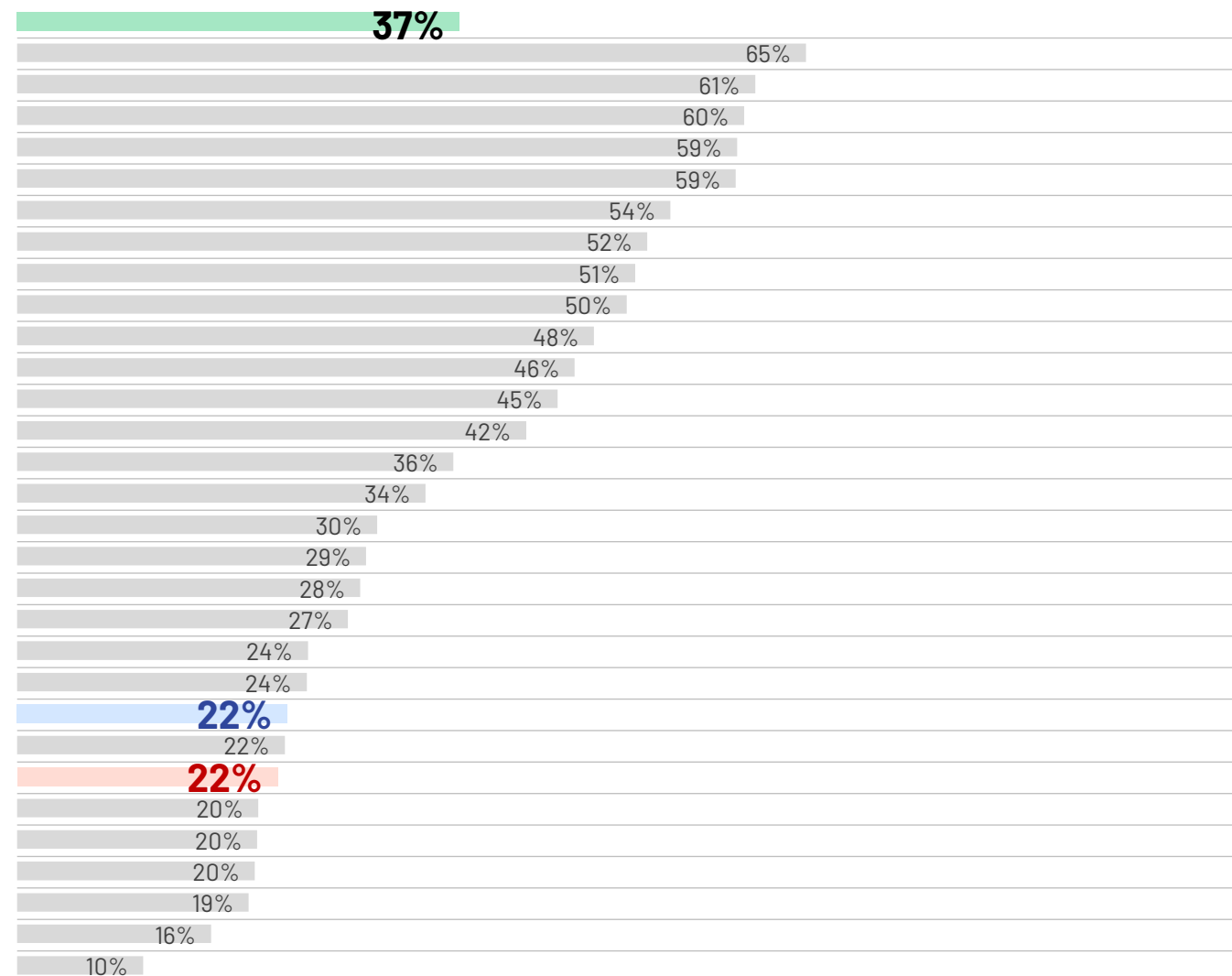
Base: 23,586 online adults under the age of 75 across 30 countries, interviewed 19 September – 3 October 2025.

Country

30-country average

Indonesia
Peru
Malaysia
South Africa
Mexico
Thailand
Singapore
Colombia
Chile
India
Argentina
Türkiye
Brazil
Italy
Hungary
Spain
New Zealand
Ireland
Australia
Belgium
Great Britain
United States
Poland
Canada
Germany
Netherlands
France
South Korea
Sweden
Japan

% somewhat/strongly agree



Trust in America

Q: The United States of America can be trusted

Base: 23,586 online adults under the age of 75 across 30 countries, interviewed 19 September – 3 October 2025.

Country

30-country average

India

Peru

Thailand

United States

Chile

Colombia

Poland

Argentina

South Korea

Great Britain

South Africa

Hungary

Brazil

Mexico

Japan

Australia

Singapore

Italy

Malaysia

Spain

Indonesia

Ireland

France

New Zealand

Netherlands

Türkiye

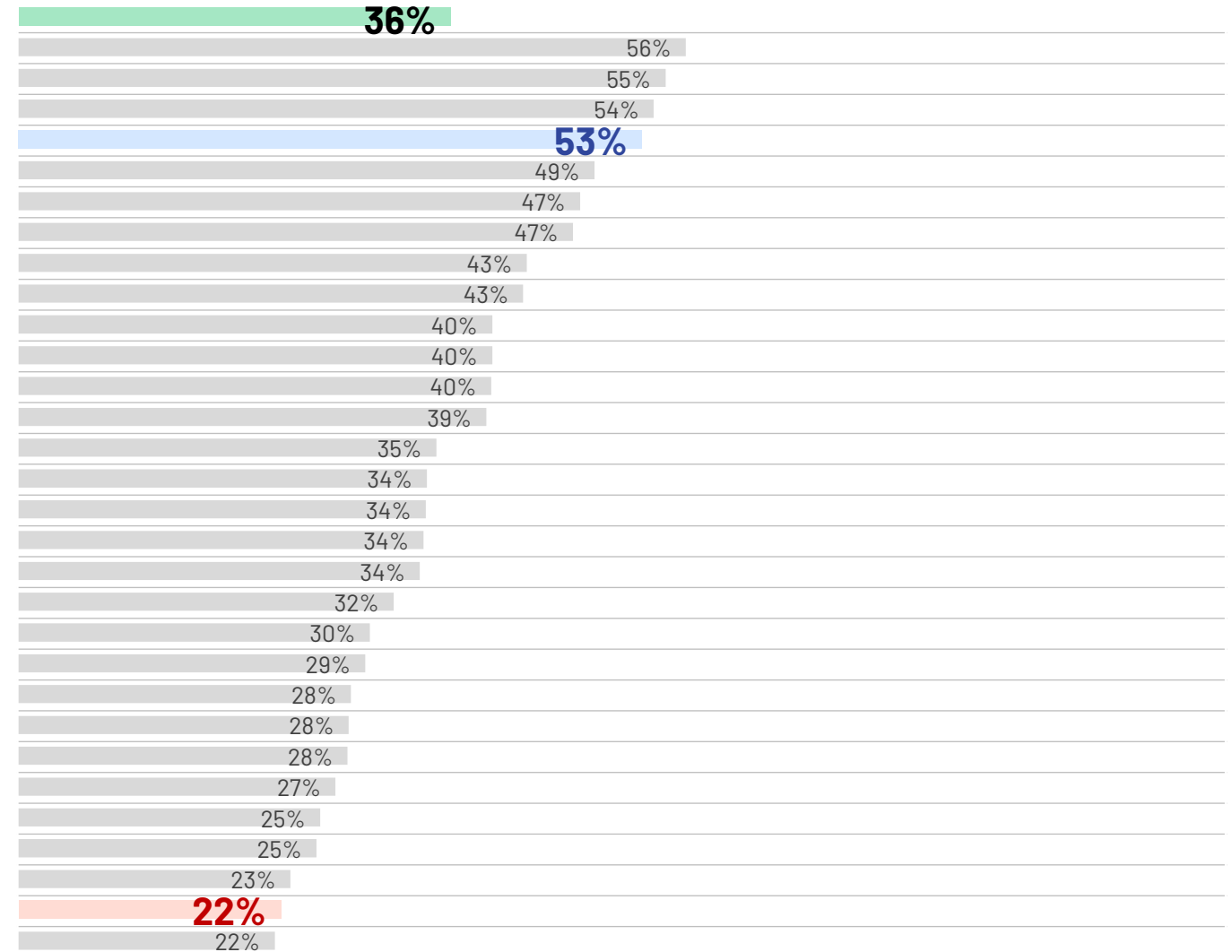
Germany

Belgium

Canada

Sweden

% somewhat/strongly agree



Trust in Russia

Q: Russia can be trusted

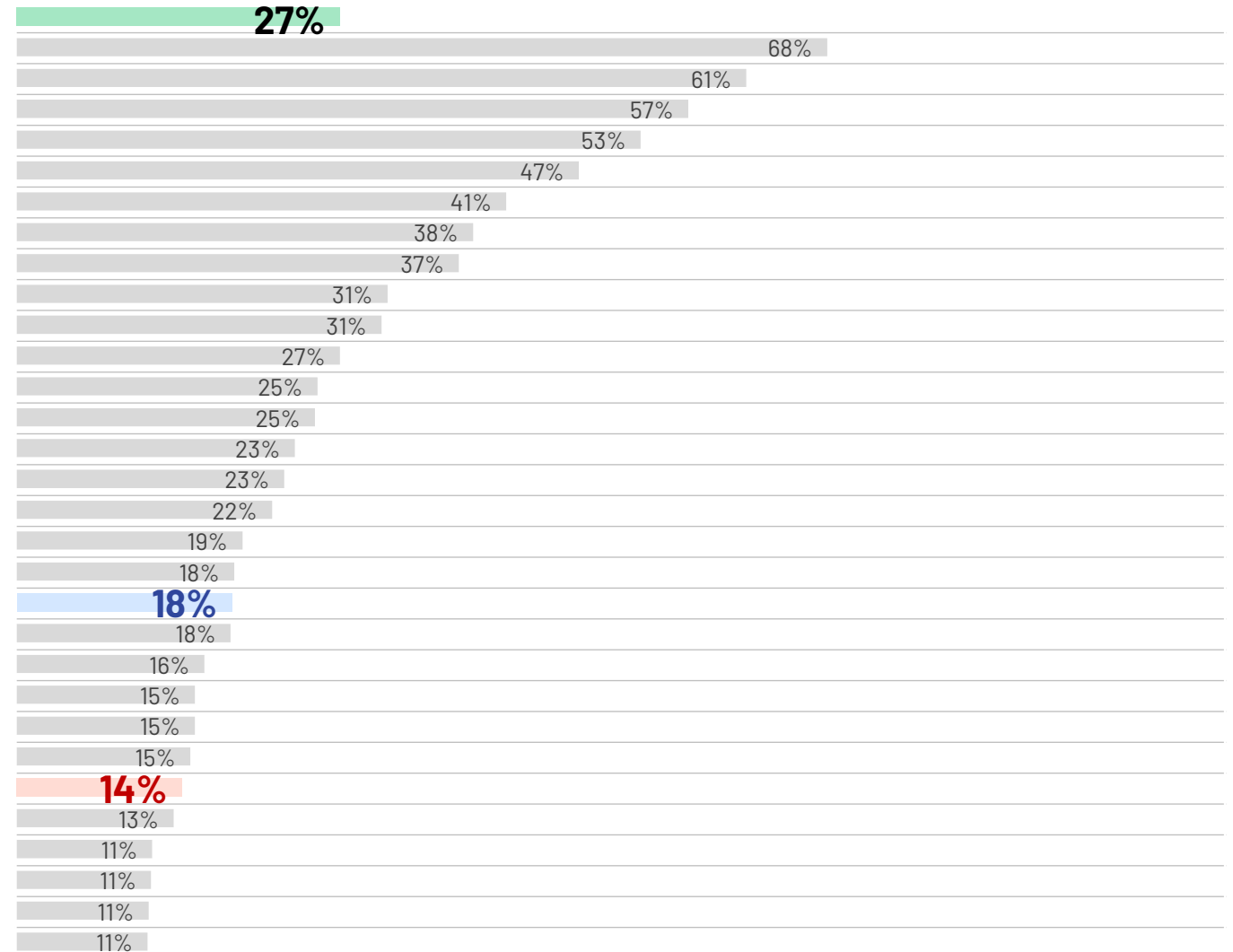
Base: 23,586 online adults under the age of 75 across 30 countries, interviewed 19 September – 3 October 2025.

Country

30-country average

Indonesia
India
Malaysia
Thailand
Mexico
Peru
South Africa
Türkiye
Argentina
Chile
Colombia
Singapore
Brazil
Hungary
Italy
South Korea
Australia
Great Britain
United States
Ireland
New Zealand
Belgium
Germany
France
Canada
Spain
Poland
Netherlands
Sweden
Japan

% somewhat/strongly agree



Methodology



METHODOLOGY

These are the results of a 30-country survey conducted by Ipsos on its Global Advisor online platform and, in India, on its IndiaBus platform, between Friday, September 19, and Friday, October 3, 2025. For this survey, Ipsos interviewed a total of 23,586 adults aged 18 years and older in India, 18-74 in Canada, Republic of Ireland, Malaysia, New Zealand, South Africa, Türkiye, and the United States, 20-74 in Thailand, 21-74 in Indonesia and Singapore, and 16-74 in all other countries.

The sample consists of approximately 2,000 individuals in Japan, 1,000 individuals each in Australia, Belgium, Brazil, Canada, France, Germany, Great Britain, Italy, New Zealand, Spain, and the U.S., and 500 individuals each in Argentina, Chile, Colombia, Hungary, Indonesia, Ireland, Malaysia, Mexico, the Netherlands, Peru, Poland, Singapore, South Africa, South Korea, Sweden, Thailand, and Türkiye. The sample in India consists of approximately 2,200 individuals, of whom approximately 1,800 were interviewed face-to-face and 400 were interviewed online.

Samples in Argentina, Australia, Belgium, Canada, France, Germany, Great Britain, Hungary, Italy, Japan, the Netherlands, New Zealand, Poland, South Korea, Spain, Sweden, and the U.S. can be considered representative of their general adult populations under the age of 75. Samples in Brazil, Chile, Colombia, Indonesia, Ireland, Malaysia, Mexico, Peru, Singapore, South Africa, Thailand, and Türkiye are more urban, more educated, and/or more affluent than the general population. The survey results for these countries should be viewed as reflecting the views of the more “connected” segment of their population.

India’s sample represents a large subset of its urban population – social economic classes A, B and C in metros and tier 1-3 town classes across all four zones.

The data is weighted so that the composition of each country’s sample best reflects the demographic profile of the adult population according to the most recent census data. “The Global Country Average” reflects the average result for all the countries and markets in which the survey was conducted. It has not

been adjusted to the population size of each country or market and is not intended to suggest a total result.

When percentages do not sum up to 100 or the ‘difference’ appears to be +/-1 percentage point more/less than the actual result, this may be due to rounding, multiple responses, or the exclusion of “don’t know” or not stated responses.

The precision of Ipsos online polls is calculated using a credibility interval with a poll where N=1,000 being accurate to +/- 3.5 percentage points and of where N=500 being accurate to +/- 5.0 percentage points. For more information on Ipsos’ use of credibility intervals, please visit the Ipsos website.

The publication of these findings abides by local rules and regulations.

For more information

Dr. Darrell Bricker

Global CEO

Ipsos Public Affairs

Darrell.Bricker@ipsos.com