

PREDICTIONS 2026

Ivory Coast Edition

December 2025

Table of contents

01

Overall expectations
for 2026

02

Expectations for world
affairs in 2026

03

Expectations for
society in 2026

04

Expectations for the
economy in 2026

05

Expectations for the
workplace in 2026

06

Expectations
for tourism in 2026

07

Expectations for the
environment in 2026

08

Expectations for
technology in 2026

09

Expectations for the
2026 World Cup

10

Past & future
resolutions

01

OVERALL EXPECTATIONS FOR 2026

As people look ahead to 2026, optimism is exceptionally strong, with almost everyone expecting the year to be better than 2025



By Gender

Male	99%
Female	99%

By Age

18-24	98%
25-34	99%
35-44	100%
45+	99%

By Income Level

Upper Income	99%
Middle Income	99%
Lower Income	100%



This positive outlook extends clearly into personal well-being, as nearly everyone anticipates improvements in both mental and physical health



% Agree

98%

My mental health will be better in 2026 than it was in 2025



% Agree

98%

My physical health will be better in 2026 than it was in 2025



EXPECTATIONS FOR WORLD AFFAIRS IN 2026

02

When it comes to regional and global affairs, many expect improvements in West Africa's security landscape, particularly in Mali and Burkina Faso, while fewer anticipate an end to conflicts in the Middle East and Ukraine

% Likely

60%

The political situation in Mali will improve in 2026



59%

The ongoing conflicts in Burkina Faso will end in 2026



43%

The war in Ukraine will end in 2026



38%

The current wars in the Middle East will end in 2026



Alongside this, many believe the world will be safer in 2026

% Likely

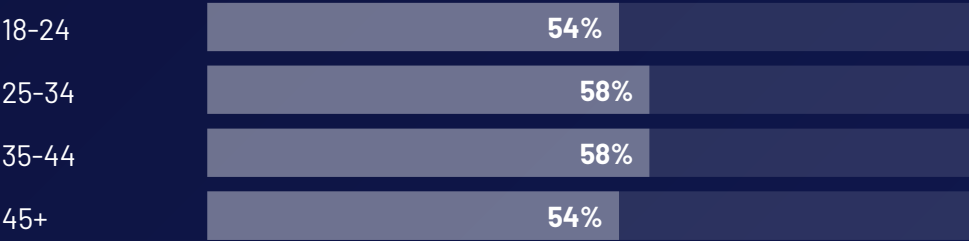
56%

The world will be a safer place in 2026


By Gender



By Age



By Income Level



EXPECTATIONS FOR SOCIETY IN 2026

03

On the health front, the majority expect better access to quality healthcare, particularly in rural areas, alongside more affordable and accessible health insurance



% Likely

80%

Access to quality healthcare
in rural areas will be improved
in 2026



% Likely

76%

Access to health insurance
will be more accessible and
affordable for Ivorian in 2026



Education is also expected to improve, with growing confidence in better access compared to 2025

% Likely

83%

Access to education will be improved compared to 2025 in Ivory Coast

By Gender

Male	83%
Female	83%

By Age

18-24	89%
25-34	86%
35-44	82%
45+	75%

By Income Level

Upper Income	83%
Middle Income	83%
Lower Income	85%



At the same time, confidence in women's progress continues to rise, with strong expectations for increased leadership participation and movement toward pay equity



% Likely

83%

Ivory Coast will see an increase in the participation of women in leadership roles



% Likely

77%

Women will be paid the same as men for the same work



Expectations for gender equality and leadership

% Likely - by demographics



Ivory Coast will see an increase in the participation of women in politics and leadership roles		Women will be paid the same as men for the same work
Male	80%	76%
Female	86%	78%
18 - 24	74%	70%
25 - 34	83%	82%
35 - 44	83%	82%
45+	90%	73%
Upper Income	85%	83%
Middle Income	81%	72%
Lower Income	82%	73%

Together, these social advances are also seen as making Ivory Coast more attractive to expats in 2026



By Gender



By Age



By Income Level



Though this influx is expected to bring challenges, including worsening traffic congestion and longer travel times

% Likely

68%

Getting from one place to another in Ivory Coast will take significantly longer in 2026 due to increased traffic congestion

By Gender

Male	69%
Female	68%

By Age

18-24	69%
25-34	68%
35-44	68%
45+	68%

By Income Level

Upper Income	65%
Middle Income	72%
Lower Income	64%



04

EXPECTATIONS FOR THE ECONOMY IN 2026

Economic sentiment is highly positive, with strong expectations for global and national economic growth in 2026

88%

% Agree

The global economy will be stronger in 2026 than it was in 2025



By Gender

Male	89%
Female	88%

By Age

18-24	89%
25-34	92%
35-44	85%
45+	87%

By Income Level

Upper Income	90%
Middle Income	86%
Lower Income	91%

87%

% Agree

The economy in Ivory Coast will be stronger in 2026 than it was in 2025



By Gender

Male	87%
Female	86%

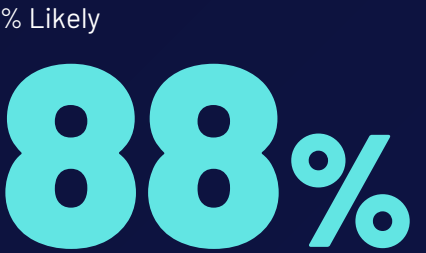
By Age

18-24	85%
25-34	90%
35-44	83%
45+	87%

By Income Level

Upper Income	87%
Middle Income	86%
Lower Income	91%

This confidence is reinforced by expectations of increased international investment flowing into the country



Ivory Coast will attract more international investments in 2026

By Gender



By Age



By Income Level



Alongside this optimism, the majority still anticipate financial pressures, particularly higher inflation and prices rising faster than incomes, with mixed expectations around consumer loan interest rates

% Likely

80%

Inflation in Ivory Coast will be higher in 2026 than in 2025



79%

Prices in Ivory Coast will increase faster than people's incomes



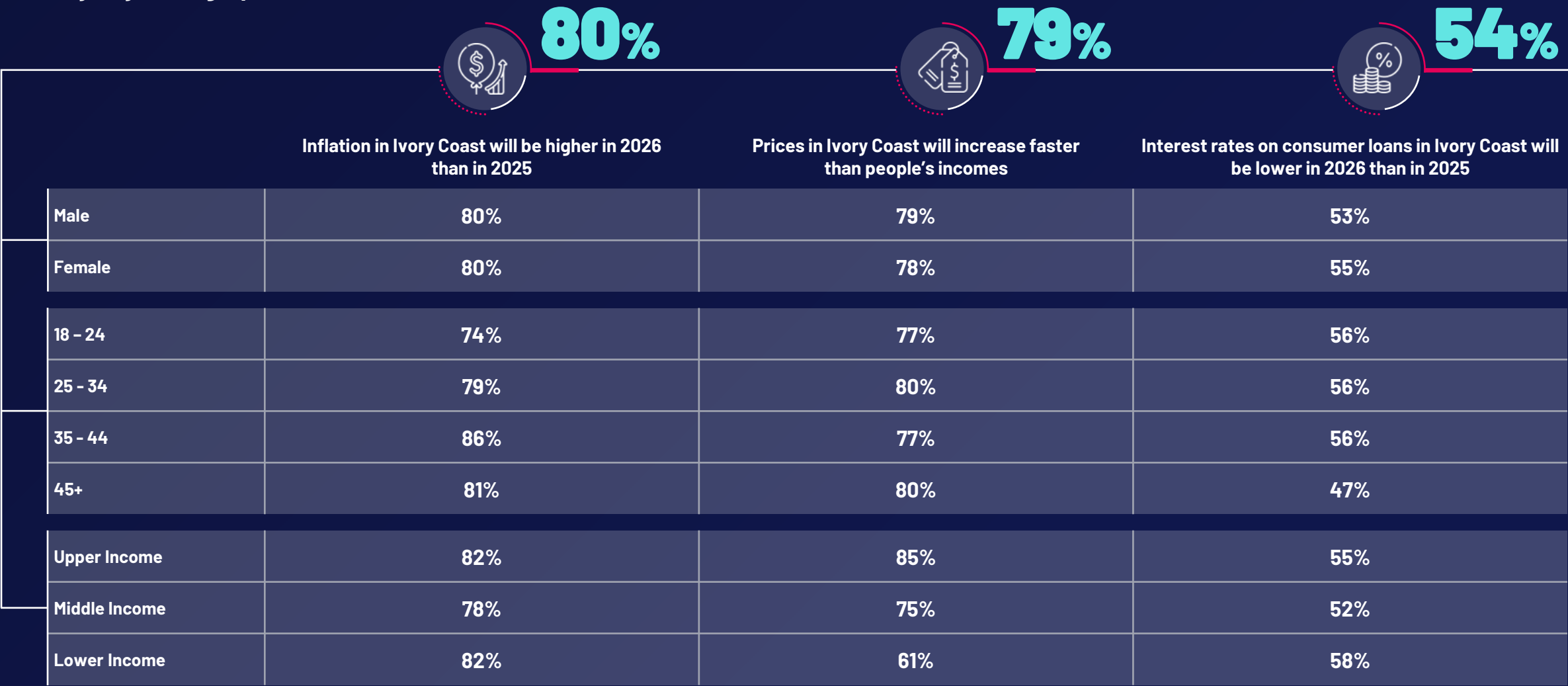
54%

Interest rates on consumer loans in Ivory Coast will be lower in 2026 than in 2025



Economic expectations

% Likely - by demographics



And housing costs remain a concern, with most anticipating higher buying or rental prices

% Likely

87%

The cost of buying/renting a home in Ivory Coast will increase in 2026

By Gender



By Age



By Income Level



These pressures also extend to the labour market, where most expect finding a job to become more challenging



By Gender



By Age



By Income Level




However, overall confidence remains strong, with the majority optimistic about improvements in their personal financial situation



By Gender



By Age



By Income Level



In fact, the majority expect a more favorable investment environment and many plan to make major purchases in 2026



% Likely

81%

The economic environment in Ivory Coast will be better for investment in 2026 than it was in 2025



% Likely

71%

I will make a major purchase (e.g. house, car) in 2026



Outlook on investment and major purchases

% Likely - by demographics



The economic environment in Ivory Coast will be better for investment in 2026 than it was in 2025		I will make a major purchase (e.g. house, car) in 2026
Male	82%	71%
Female	81%	71%
18 - 24	79%	64%
25 - 34	88%	68%
35 - 44	77%	75%
45+	80%	76%
Upper Income	83%	69%
Middle Income	81%	72%
Lower Income	76%	73%

At the same time, expectations for financial inclusion are improving, with easier access to bank accounts and personal credit anticipated



% Likely

79%


It will be easier for an individual to open a bank account in 2026 than in 2025



% Likely

61%

Access to bank credit for individuals will be easier in 2026 than in 2025



05

EXPECTATIONS FOR THE WORKPLACE IN 2026

When it comes to work arrangements, many expect businesses to become less flexible in work arrangements

% Likely

63%

Businesses Ivory Coast will become less flexible in work arrangements like remote working compared to 2025

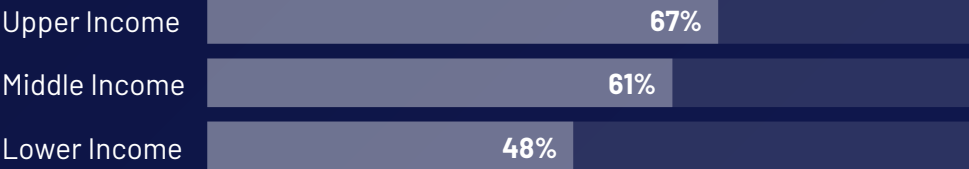
By Gender



By Age



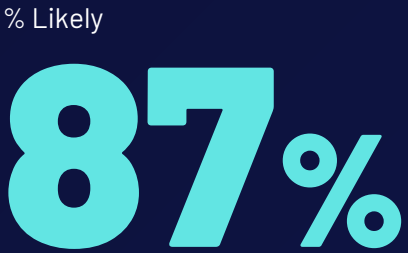
By Income Level



06

EXPECTATIONS FOR TOURISM IN 2026

Tourism expectations are strong, with the majority anticipating an increase in tourist arrivals in 2026



More tourists will enter Ivory Coast in 2026 compared to 2025


By Gender



By Age



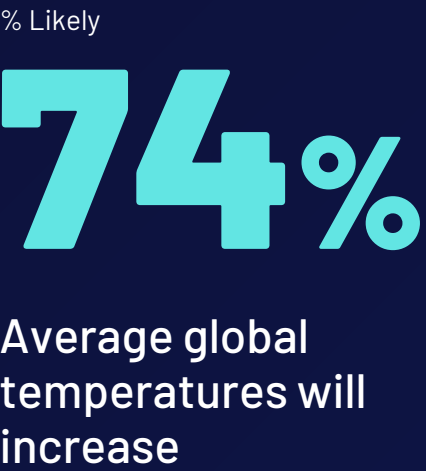
By Income Level



07

EXPECTATIONS FOR THE ENVIRONMENT IN 2026

On the environmental front, expectations remain concerning, with the majority foreseeing higher global temperatures



By Gender



By Age



By Income Level



Locally, higher rainfall is widely expected, with less anticipation of extreme weather events



% Likely

78%

Average rainfall in Ivory Coast will continue to increase



% Likely

58%

There will be more extreme weather events in Ivory Coast in 2026 than there were in 2025



At the same time, confidence is high that the government will continue efforts to combat deforestation and improve waste management in major cities



% Likely

83%


The Government will continue to fight against deforestation in Ivory Coast



% Likely

81%

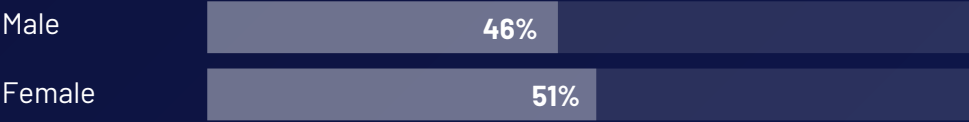
Waste management in major Ivorian cities will be more efficient in 2026



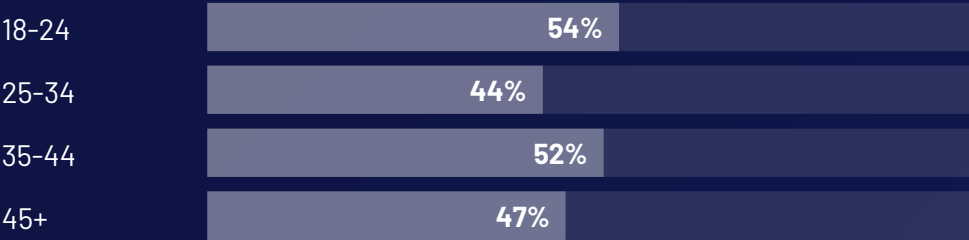
And the belief in a technological breakthrough to halt climate change is divided, reflecting a mix of hope and uncertainty



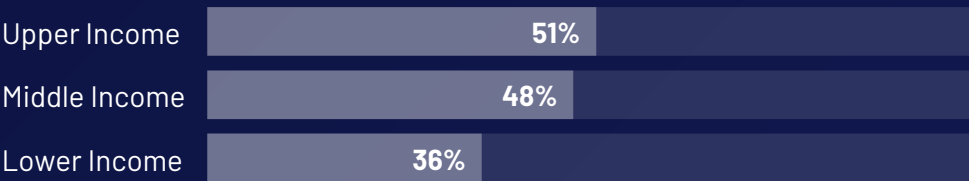
By Gender



By Age



By Income Level



EXPECTATIONS FOR TECHNOLOGY IN 2026

08

When it comes to digital transformation, public services are widely expected to become simpler

% Likely

81%

Administrative procedures will be simplified through the digitization of public services

By Gender



By Age



By Income Level



This momentum is set to extend into financial services, with digital platforms expected to significantly reshape the banking landscape in Ivory Coast



By Gender



By Age



By Income Level



Beyond services, the growing digital shift is reshaping social life, with the majority expecting to spend more time online, even as some plan to reduce social media use



% Likely

85%


People in Ivory Coast will spend more time socializing online than face-to-face



% Likely

44%

I will use social media less



Expectations for technology

% Likely - by demographics



People in Ivory Coast will spend more time
socializing online than face-to-face

I will use social media less

Male	86%	41%
Female	84%	47%
18 - 24	86%	42%
25 - 34	90%	42%
35 - 44	82%	46%
45+	81%	45%
Upper Income	84%	44%
Middle Income	87%	44%
Lower Income	73%	39%

As technology reshapes how people connect, expectations around AI also reveal a clear duality, with many anticipating both job creation and job losses

65%

% Likely

Artificial intelligence will lead to many new jobs being lost in Ivory Coast



By Gender

Male	67%
Female	63%

By Age

18-24	66%
25-34	64%
35-44	64%
45+	64%

By Income Level

Upper Income	66%
Middle Income	63%
Lower Income	67%

53%

% Likely

Artificial intelligence will lead to many new jobs being created in Ivory Coast



By Gender

Male	51%
Female	55%

By Age

18-24	54%
25-34	58%
35-44	46%
45+	53%

By Income Level

Upper Income	49%
Middle Income	58%
Lower Income	42%

Beyond employment, AI is also expected to blur content authenticity and increase concerns around personal data security

78%

% Likely

By 2026, most people will have trouble telling real content from AI-generated content



By Gender

Male	78%
Female	78%

By Age

18-24	78%
25-34	81%
35-44	74%
45+	78%

By Income Level

Upper Income	81%
Middle Income	78%
Lower Income	55%

70%

% Likely

AI will increase the risk of personal data being exposed or leaked in 2026



By Gender

Male	71%
Female	68%

By Age

18-24	68%
25-34	73%
35-44	67%
45+	70%

By Income Level

Upper Income	73%
Middle Income	68%
Lower Income	52%

As these concerns grow, stricter regulations and stronger oversight of large technology companies are widely expected

% Likely

68%

Strict rules for large technology companies will be introduced by the Government in Ivory Coast

By Gender



By Age



By Income Level



EXPECTATIONS FOR THE 2026 WORLD CUP

09

Looking ahead to the World Cup, many believe a new champion could emerge for the first time in 2026

% Likely

61%

In 2026, a team that has never won the World Cup title before, will win it for the first time

By Gender



By Age



By Income Level



PAST & FUTURE RESOLUTIONS

10

The majority entered 2025 with clear goals in mind, setting resolutions for what they wanted to achieve

85%

Had set resolutions for things they wanted to accomplish in 2025

By Gender



By Age



By Income Level



Success, however, varied: while few achieved complete success, many made meaningful progress, and some say they made minimal or no progress

Success in achieving 2025 goals set

8%



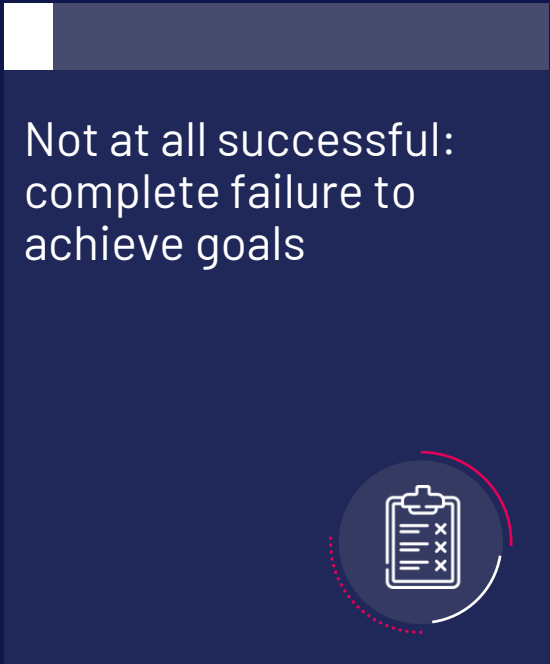
48%



35%



9%



As 2026 approaches, intention to set resolutions is nearly universal, signaling a strong focus on personal improvement

98%

Will set personal resolutions to accomplish specific goals in 2026

By Gender

Male	98%
Female	97%

By Age

18-24	99%
25-34	98%
35-44	98%
45+	96%

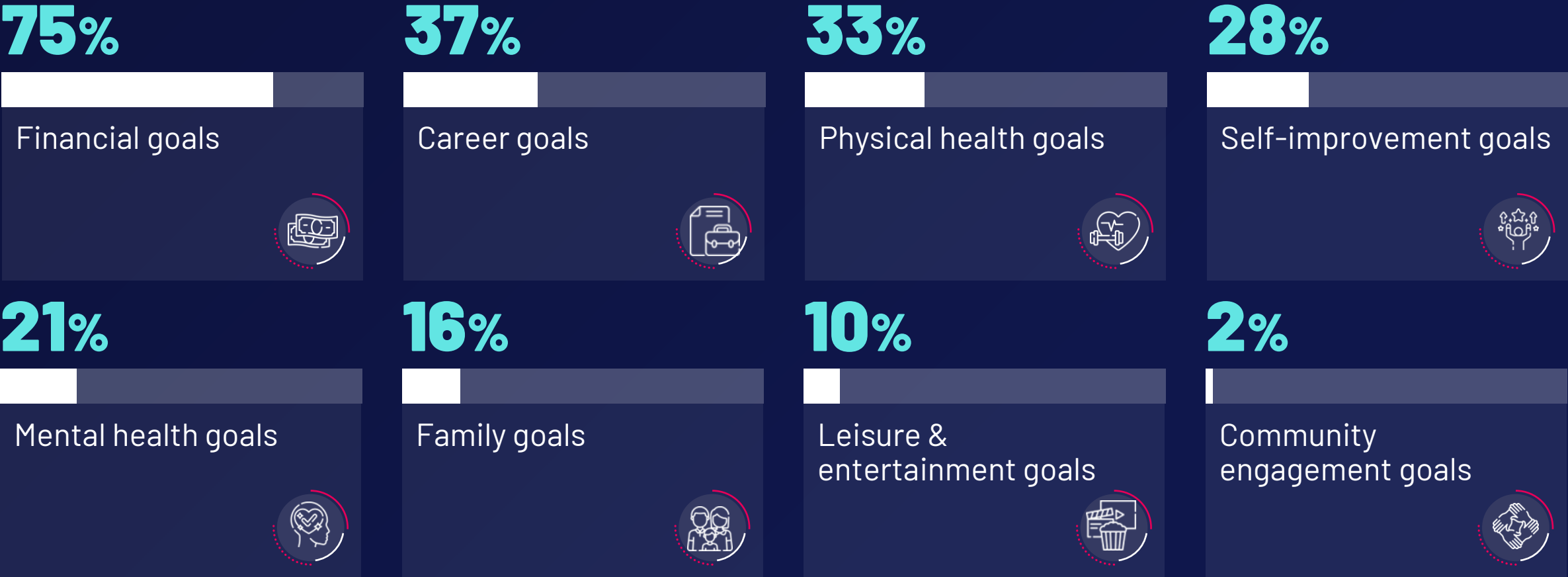
By Income Level

Upper Income	98%
Middle Income	98%
Lower Income	97%



The goals for 2026 are diverse, led by financial ambitions, followed by career growth, physical health, and self-improvement goals

Types of personal goals for 2026



Sample and methodology

Sample size

535 respondents

Sample criteria

General public: representative of the population across gender and age (18+)

Methodology

The survey was conducted via computer aided personal interviews

Geographical coverage

Conducted in Ivory Coast with a nationwide coverage

FOR MORE INFORMATION

Karim Konaté

Director

Ipsos in Ivory Coast

karim.konate@ipsos.com