

# PREDICTIONS 2026 REPORT

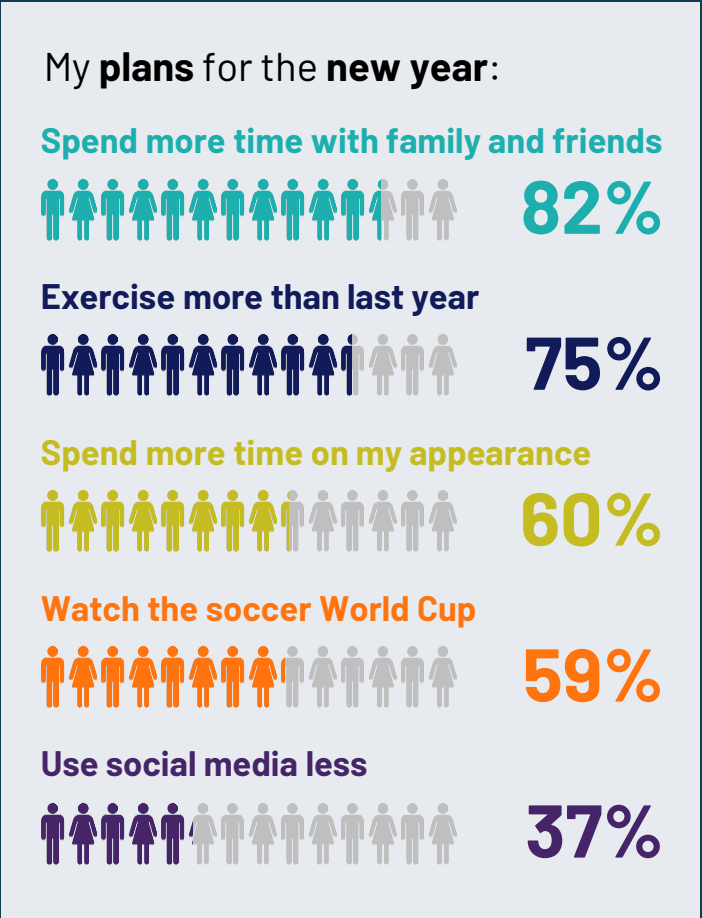
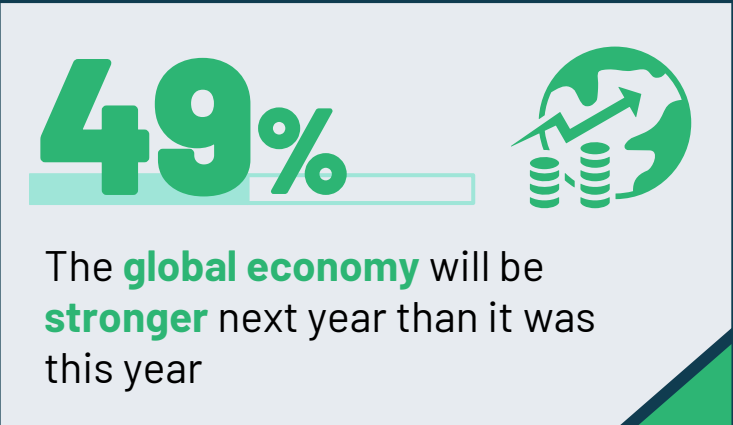
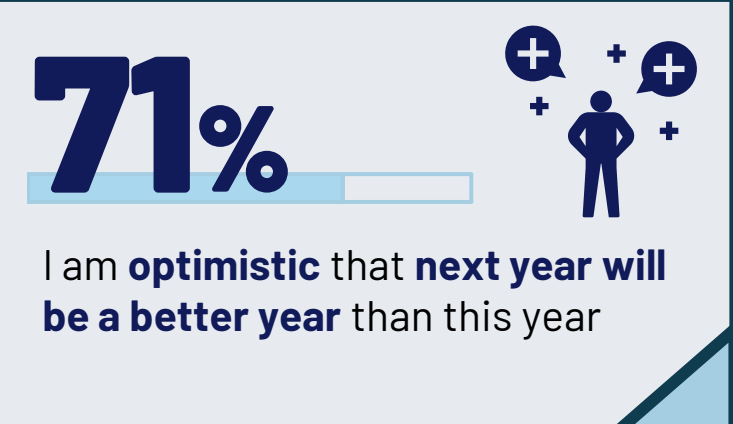

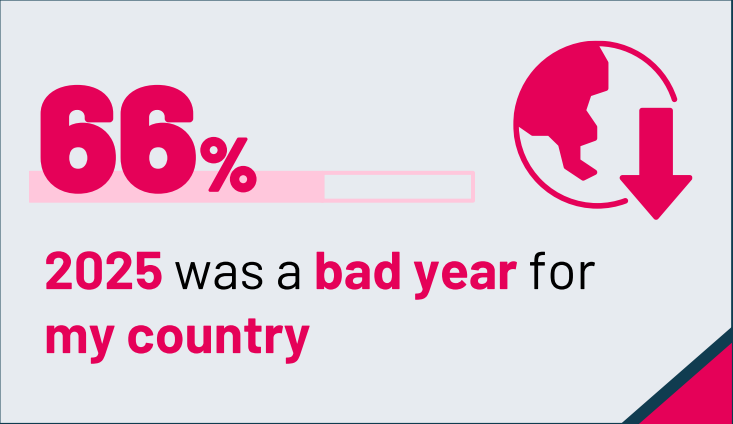
A 30-Country Ipsos  
Global Advisor Survey

December 2025



# At a glance

30-country average



# CONTENTS

**1**

In Summary

**2**

How was 2025  
for you?

**3**

Expectations  
for 2026

**4**

Expectations  
for Society in  
2026

**5**

FIFA World Cup  
2026

**6**

Expectations  
for the Economy  
in 2026

**7**

Expectations for  
World Security  
in 2026

**8**

Expectations  
for AI in 2026

**9**

Expectations for  
the Environment  
in 2026

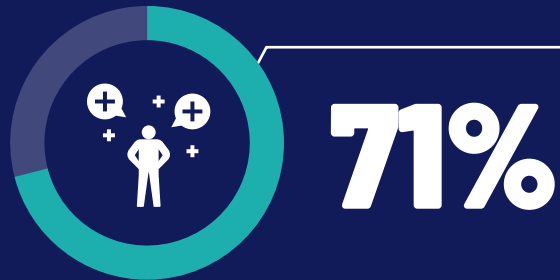
**10**

Methodology

# Some sunshine after the rain



- Two in three (66% on average across 30 countries) say 2025 was a bad year for their country, while 34% thought it was a good year.
- At the same time, half (50%) said 2025 was a bad year for them and their family, while the other half (50%) said it was good.
- **People are feeling much better about things than they were in 2020 when a whopping 90% (on average globally) said it was a bad year for their country and 70% said it was a bad year for them personally in the immediate wake of the COVID-19 pandemic.**

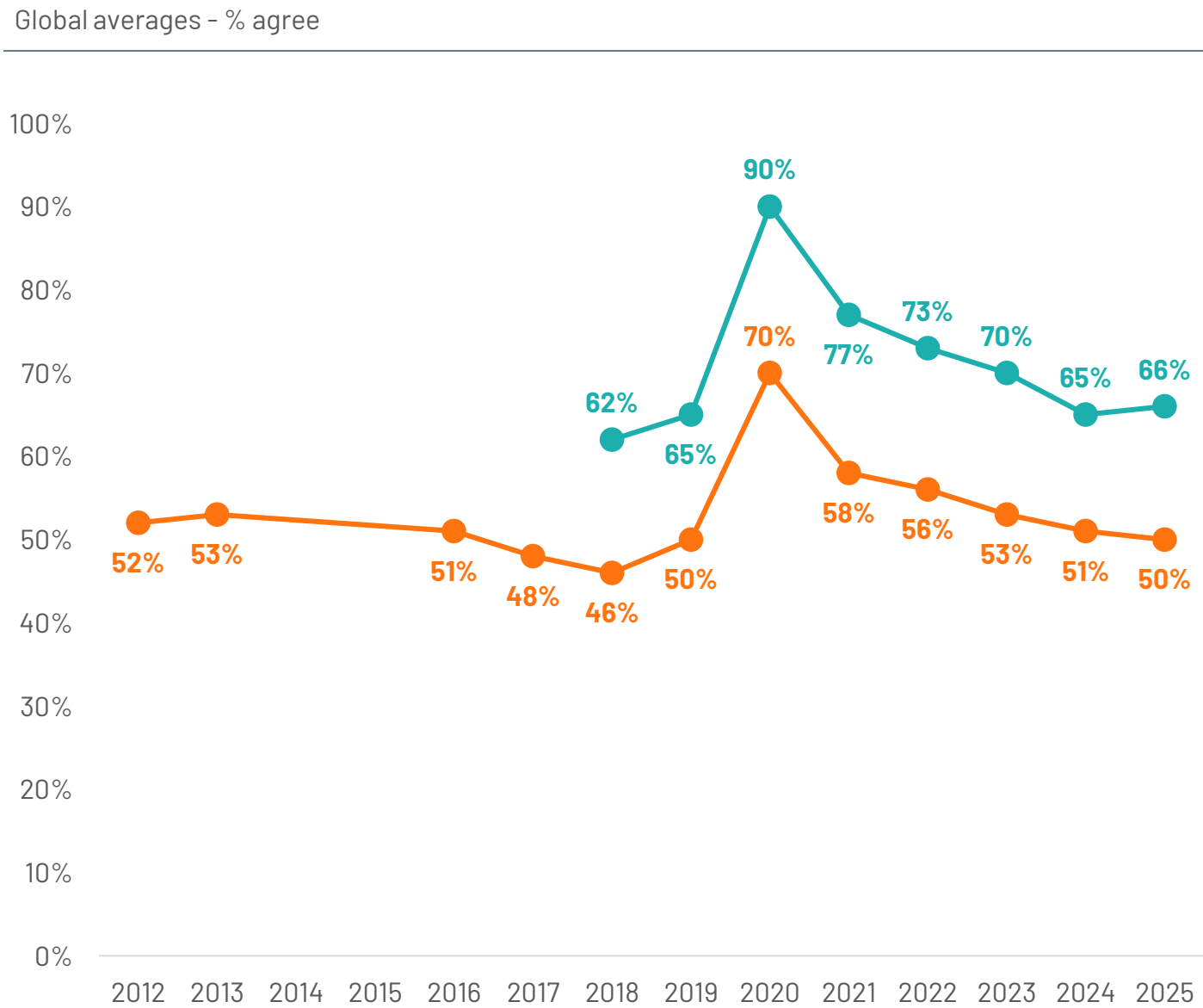


- Close to three-quarters (71%) are optimistic 2026 will be better than 2025, while 29% don't think next year will be better than this year. Meanwhile, there continues to be muted hope that the war in Ukraine will end with only 29% thinking the full-scale invasion will end next year.
- Just under half (49%) predict the global economy will be better in 2026 than in 2025, while a similar proportion (51%) think the economy will be worse.
- **Optimism that the future will be better than the present dropped nine percentage points (pp) to 65% at the end of 2022 (a year marked by inflation, a global pandemic and the full-scale invasion of Ukraine) and has yet to fully recover. And belief that the global economy would be better dropped 15 pp to 46% in 2022 and remains below pre-pandemic levels.**

# Q.

## 2025 in an historical context

Please indicate if you agree very much, agree somewhat, disagree somewhat or disagree very much with the following statements...?



This year was a bad year for my country

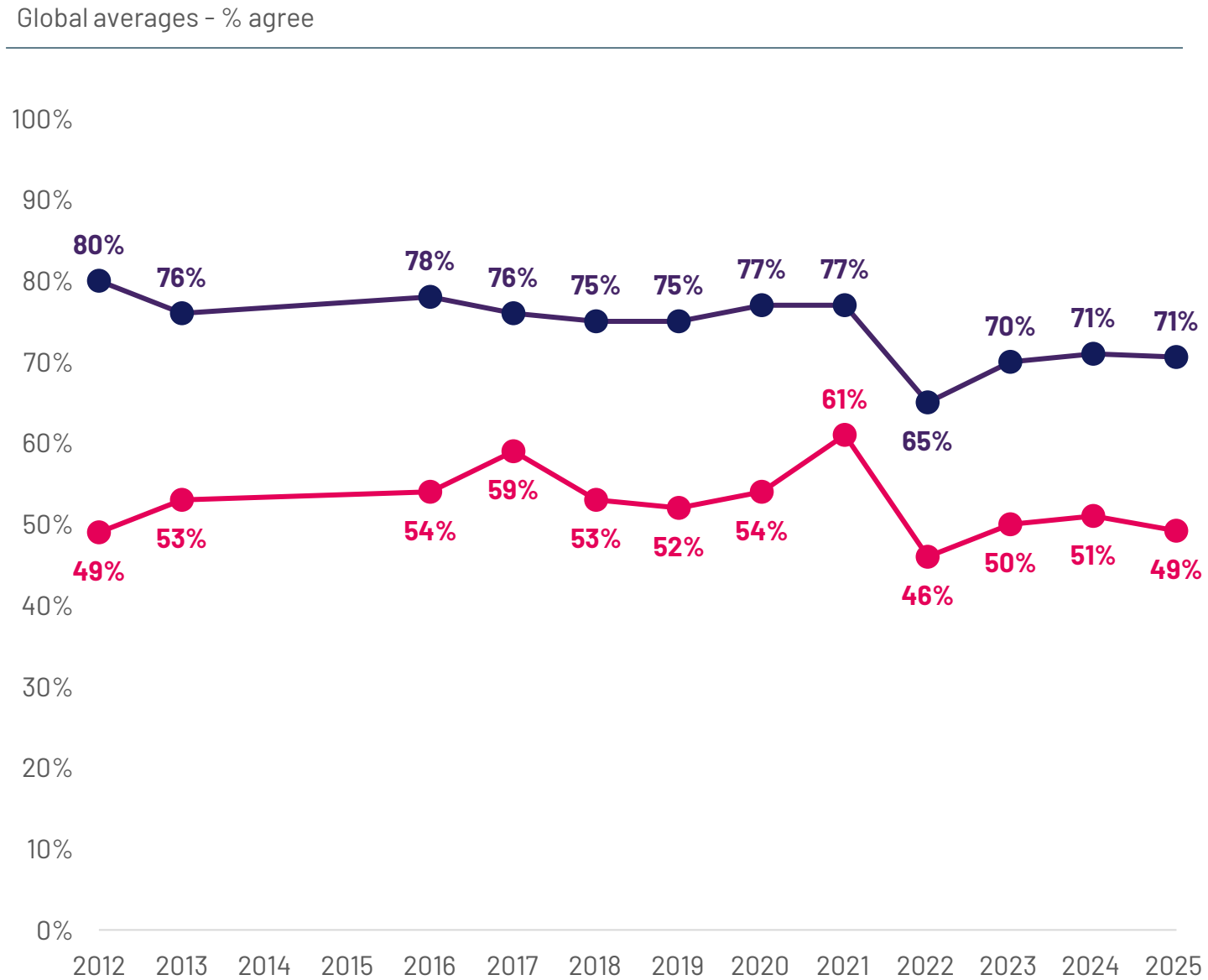
This year was a bad year for me and my family

Base: 23,642 online adults under the age of 75 across 30 countries, interviewed 27 October – 4 November 2025.

Q.

## Outlook for 2026 in a historical context

Please indicate if you agree very much, agree somewhat, disagree somewhat or disagree very much with the following statements...?



**I am optimistic that next year will be a better year than this year**

**The global economy will be stronger next year than it was this year**

Base: 23,642 online adults under the age of 75 across 30 countries, interviewed 27 October – 4 November 2025.

# Economy, job worries hover



48%

- Almost half (48% on average globally) predict their country will be in recession in 2026, while one-third (33%) don't think this is likely.
- Meanwhile, people are split on whether their disposable income (what one can spend after paying bills for living expenses) will be higher in 2026 than it was in 2025; almost half (47%) think this is likely, with 43% disagreeing they'll have more money to spend next year.
- And **close to two in five (38%) think major stock markets around the world will crash in 2026, while 39% don't think this is likely.** The last time we asked this question in late 2021 a similar proportion (35% globally) thought there would be a major crash in the year ahead.



67%

- Two-thirds (67%) predict artificial intelligence (AI) will lead to many new jobs being lost in their country, up slightly from last year (64%). Meanwhile, just over two in five (43%) predict AI will lead to many new jobs being created, staying steady with last year (42%).
- **Current fear about the rise of AI leading to significant decline in new jobs runs the gamut from a high of 76% in both Indonesia and Singapore to a low of 46% in Japan. Over the past year worry that AI will cost jobs rose in 21 of 30 countries.**

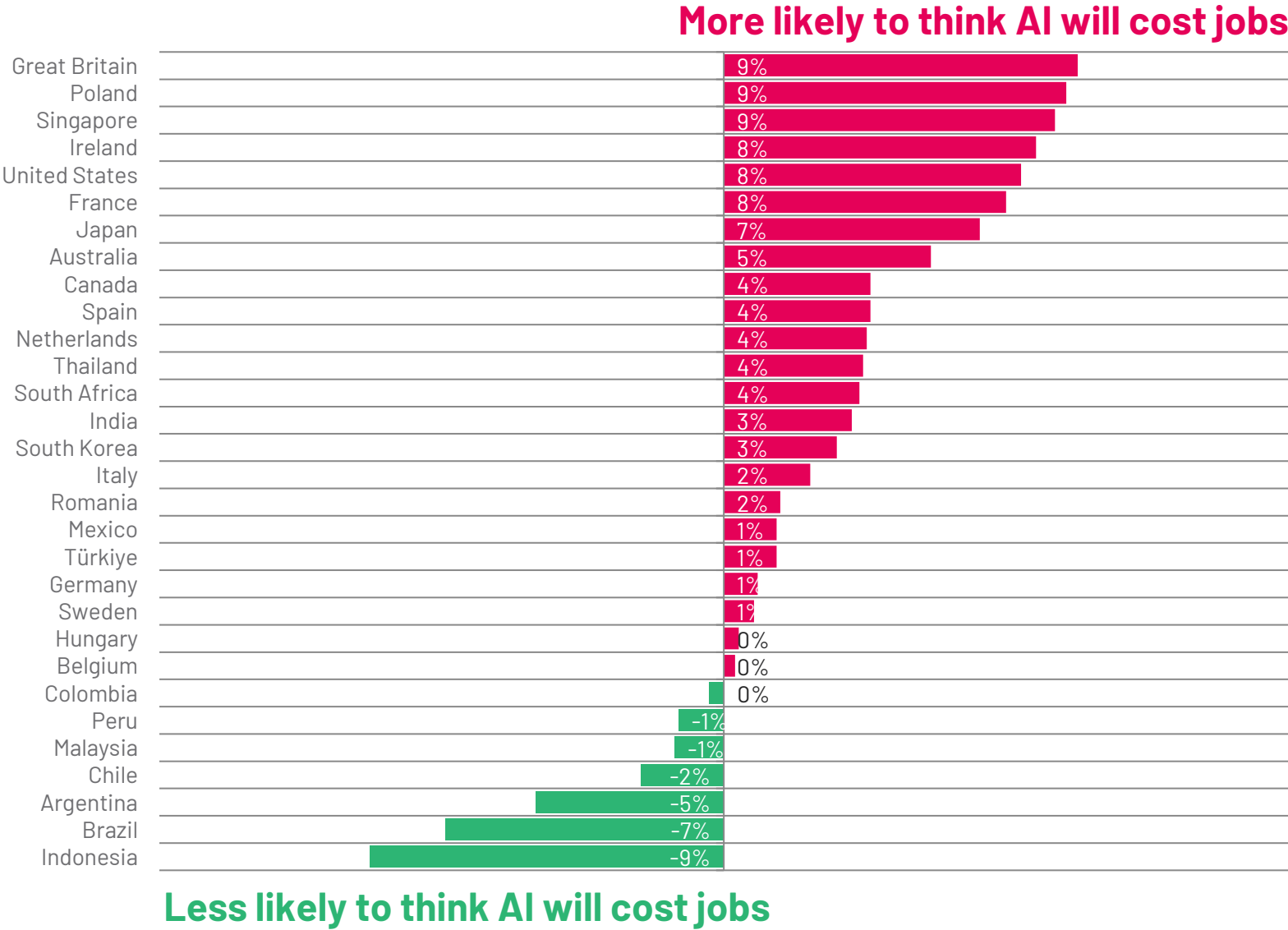


# Belief that AI will lead to many jobs being lost has risen in the last year

Q: For each of the following, please tell me how likely or unlikely you think they are to happen...?

Artificial intelligence will lead to many new jobs being lost in my country

% Net agree change between 2024 and 2025




Base: 23,642 online adults under the age of 75 across 30 countries, interviewed 27 October – 4 November 2025.





# Possible dangers loom around the corner



- Slightly more than one-quarter (29% on average globally) think a major terrorist attack will be carried out in their country in 2026, while a slim majority (51%) don't think this will be the case.
- **People are split on whether local public safety will get better, with 46% predicting the area where they live will be less safe in 2026 than it was in 2025 and 49% disagreeing with this.**
- Close to three in five (59%) think there will be a large-scale public unrest (such as protests or riots) in their country to protest against the way the country is run, while almost one-third (31%) think this is unlikely. The last time we asked this question in late 2019 56% thought public unrest was likely and 33% thought it was unlikely.



- **Almost eight in 10 think average global temperatures will increase in 2026, with the majority in all 30 countries thinking this.**
- And just over two-thirds (69%) think there will be more extreme weather events in their country next year than there were this year.
- Hope that public officials will take action to fight climate change is relatively stable. Almost half (48%) now predict that the government in one's country will introduce more demanding targets to reduce carbon emissions more quickly, down slightly from the 52% who thought this was likely this time last year.

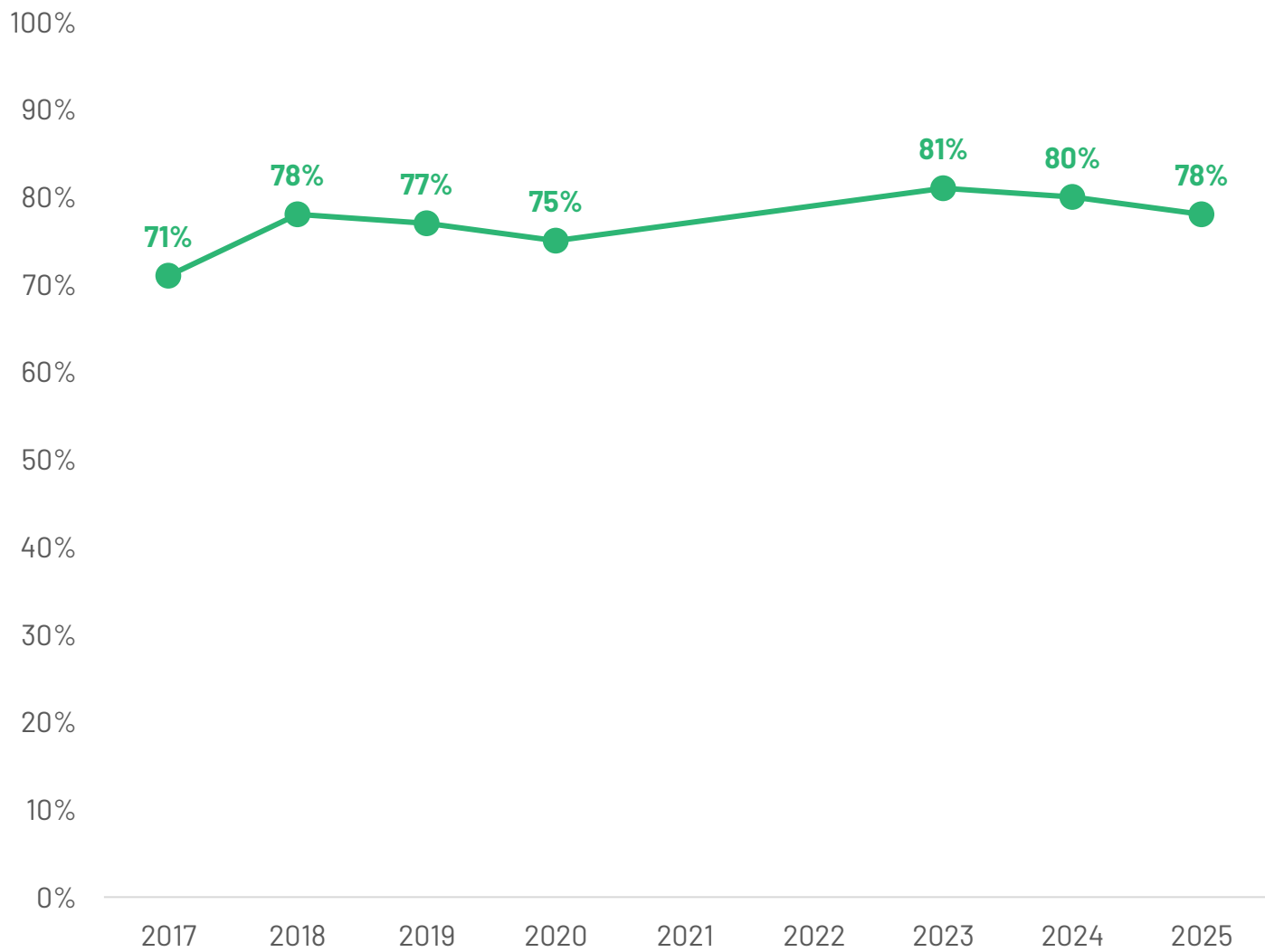
# Q.

## Expectations for the environment in 2025 in an historical context

Please indicate if you agree very much, agree somewhat, disagree somewhat or disagree very much with the following statements...?

Base: 23,642 online adults under the age of 75 across 30 countries, interviewed 27 October – 4 November 2025.

Global averages - % agree



The average global temperature will increase

# Best laid plans



- **A strong majority (75% on average globally) say they plan to exercise more in 2026 than they did in 2025**, with Generation Z\* women (81%) the most likely cohort to say this and Baby Boomer men (65%) the least likely to say they'll be breaking a sweat more in the new year.

- And 60% of all respondents say they'll spend more time on their appearance in 2026. Gen Z men and women (both at 72%) are the most likely cohorts and Boomer men (36%) the least likely to be planning a glow up.

- Meanwhile, **82% plan to spend more time with family and friends in 2026**, with about eight in 10 across ages and stages planning to do so.



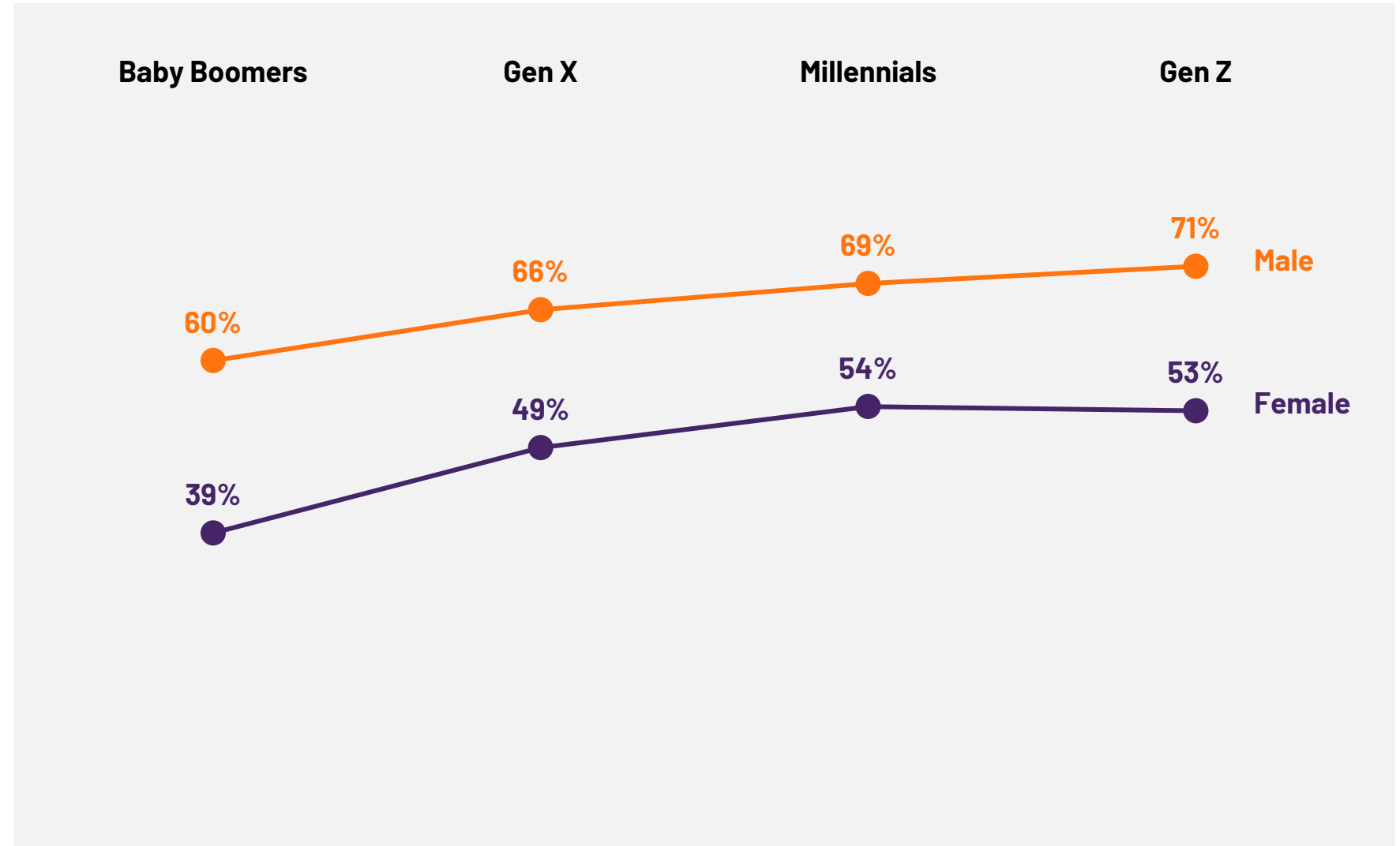
- One in three (37%) say they will use social media less, while 53% think this is unlikely. Baby Boomer and Millennial men (both at 41%) are the most likely to claim they'll be doing less posting and scrolling next year and Gen Z women (32%) are the least likely to think this.

- Almost three in five (59%) plan to watch the 2026 football/soccer World Cup, with Gen Z men (71%) saying they'll be tuning in while Boomer women (39%) are the least likely to say this.

*\*Generation Z (born between 1996-2012), Millennials (born between 1980-1995), Generation X (born between 1966-1979) and Baby Boomers (born between 1945-1965).*

# GOOOOAL!

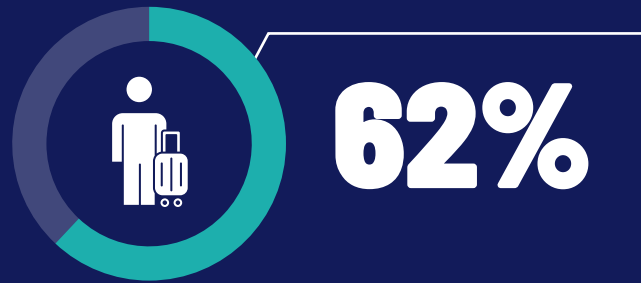
% who plan to watch the 2026 football/soccer World Cup across generations\*



Base: 23,642 online adults under the age of 75 across 30 countries, interviewed 27 October – 4 November 2025.

\*Generation Z (born between 1996-2012), Millennials (born between 1980-1995), Generation X (born between 1966-1979) and Baby Boomers (born between 1945-1965).

# Strengthening borders, shrinking populations



- **Just over three in five (62% on average globally) think the level of immigration into their country will increase, down from 67% who said the same last year.**

- Americans are now the least likely to think this (29%, down from 56% last year) amid U.S. President Donald Trump's sweeping immigration reforms since taking office earlier this year.
- While Trump has said he wants a Nobel Peace Prize, a mere 21% currently think this is likely.



- **Two in five (40%) think the total population size of their country will fall, staying steady from the 41% who said the same last year.**

- The majority in eight of the 30 countries surveyed predict their populations will fall, with those in Japan, (74%), Romania (74%) and South Korea (73%) the top three countries expecting to see a decline.
- People in Australia (72%), Great Britain and Ireland (both at 69%) are the three least likely to think their populations will fall.

Q.

## Growing or shrinking?

For each of the following, please tell me how likely or unlikely you think they are to happen...?

Global country averages

■ Likely

■ Unlikely

% Likely 2024

The level of immigration into  
[COUNTRY] will increase

62%

26%

▼ -5 pp  
67%

The total population size of  
[COUNTRY] will fall

40%

48%

▲ +1 pp  
39%

Base: 23,642 online adults under the age of 75 across 30 countries, interviewed 27 October – 4 November 2025.

\*\*Global country averages includes all countries that were in the 2024 and 2025 waves.

# How was 2025 for you?





## 2025 in retrospect

Please indicate if you agree very much, agree somewhat, disagree somewhat or disagree very much with the following statements:

Base: 23,642 online adults under the age of 75 across 30 countries, interviewed 27 October – 4 November 2025.

\*\*30-country average includes all countries that were in the 2024 and 2025 waves.

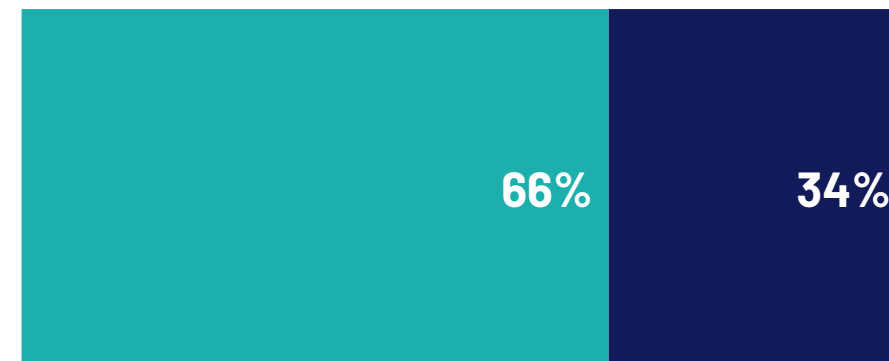
30-country averages\*\*

Agree

Disagree

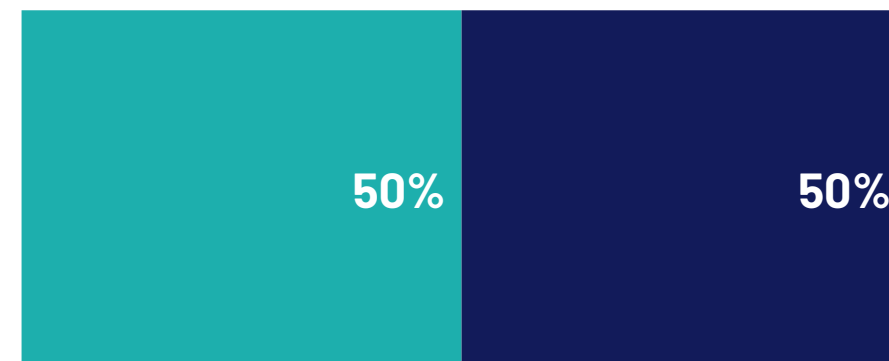
% Agree 2024

2025 was a bad year for my country



▼ -1 pp  
67%

2025 was a bad year for me and my family



▼ -2 pp  
52%

Q.

Please indicate if you agree very much, agree somewhat, disagree somewhat or disagree very much with the following statements:

## 2025 was a bad year for my country

Base: 23,642 online adults under the age of 75 across 30 countries, interviewed 27 October – 4 November 2025.

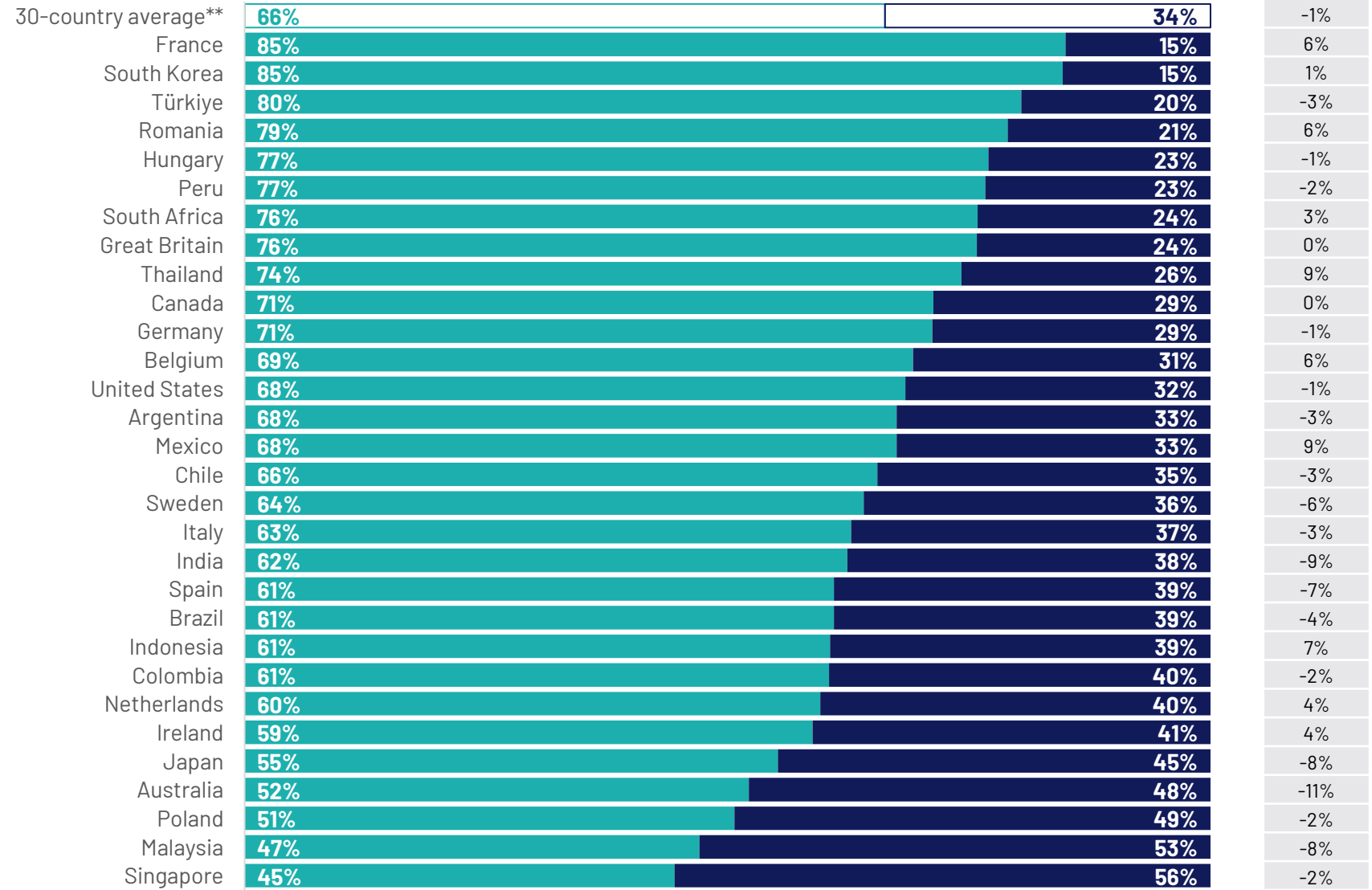
\*\*30-country average includes all countries that were in the 2024 and 2025 waves.

Market

 Agree

 Disagree

Change agree vs 2024



Q.

Please indicate if you agree very much, agree somewhat, disagree somewhat or disagree very much with the following statements:

## 2025 was a bad year for me and my family

Base: 23,642 online adults under the age of 75 across 30 countries, interviewed 27 October – 4 November 2025.

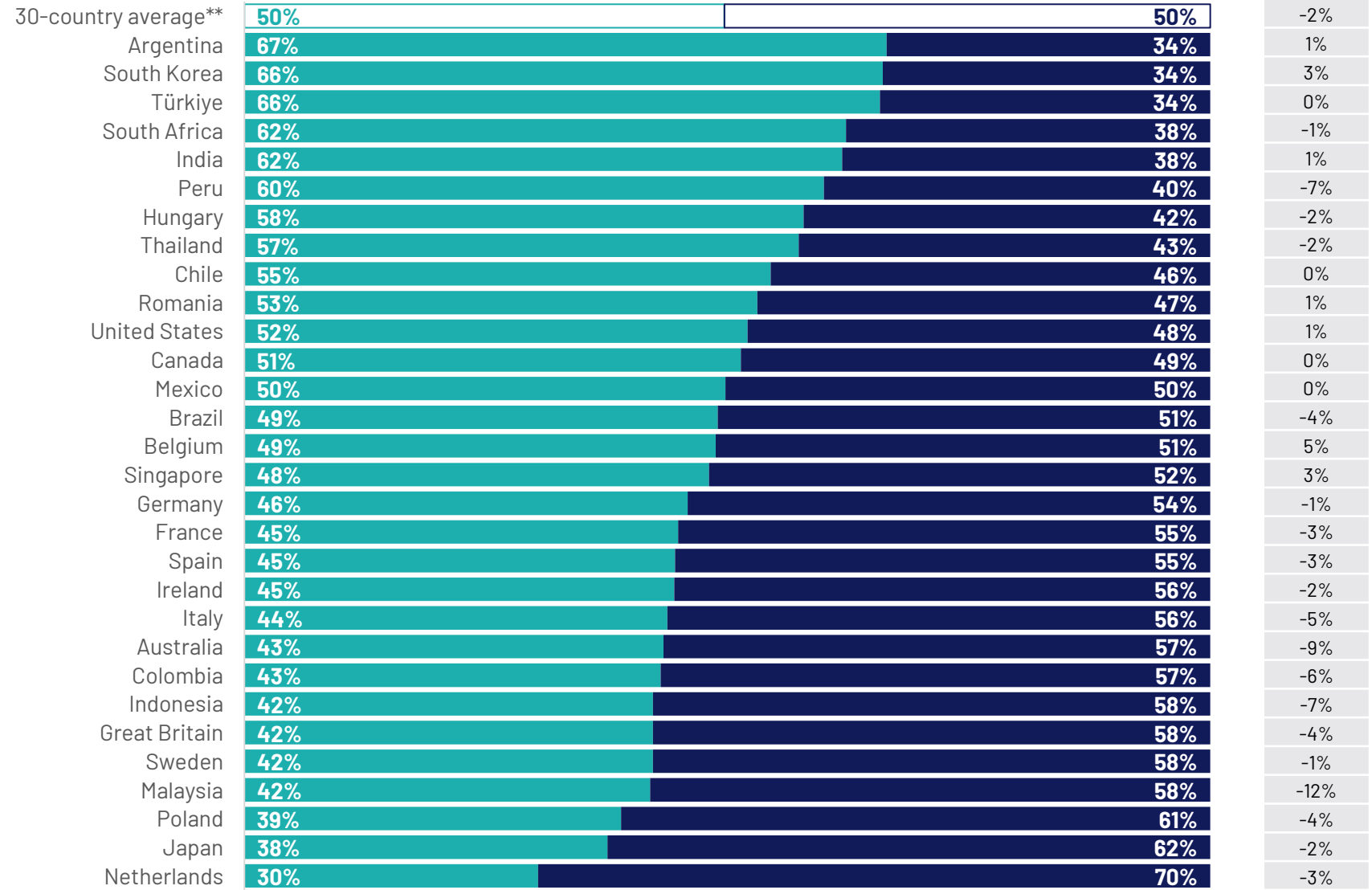
all countries that were in the 2024 and 2025 waves. \*\*30-country average includes

Market

 Agree

 Disagree

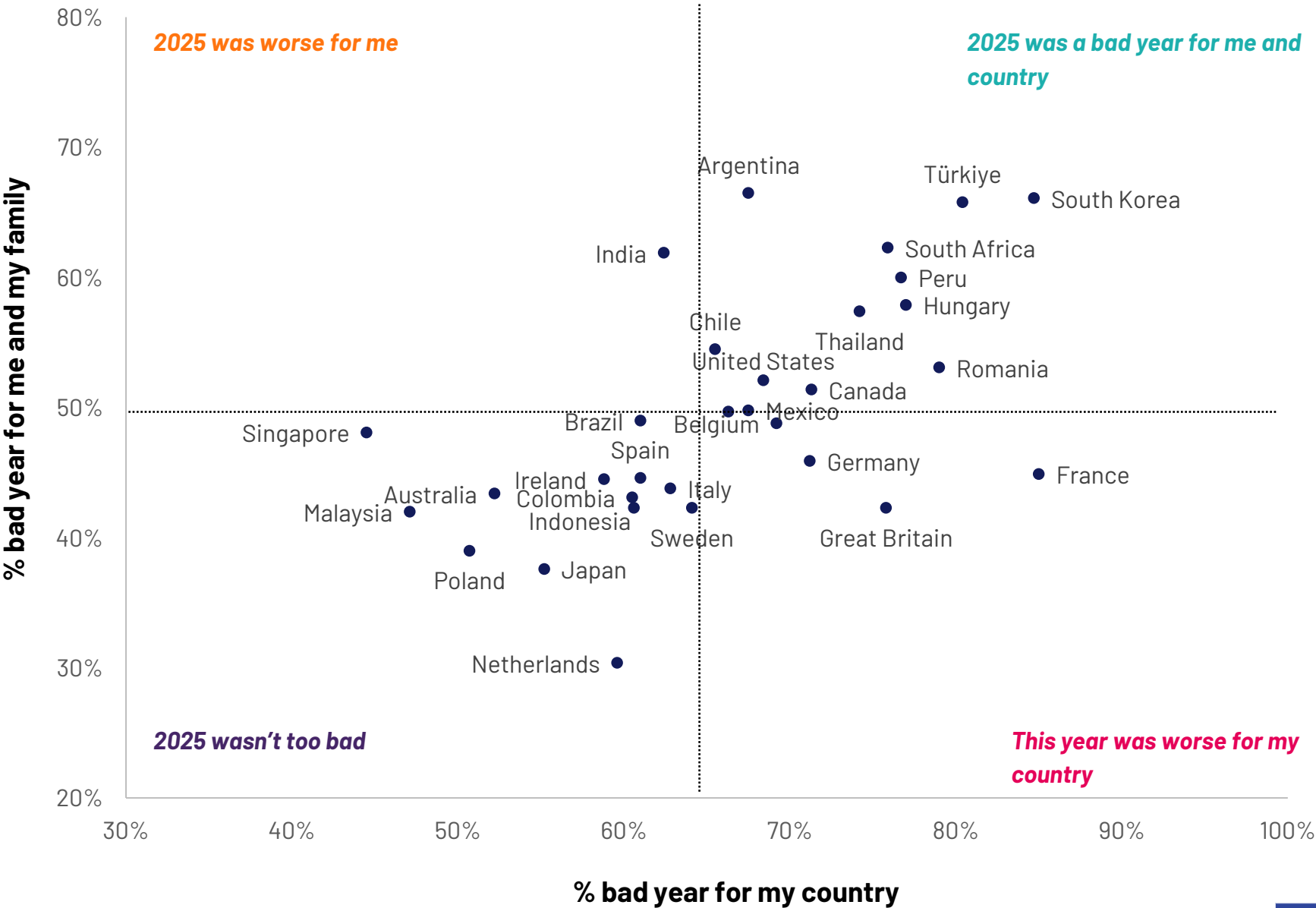
Change agree vs 2024



# 2025: How it went

Please indicate if you agree very much, agree somewhat, disagree somewhat or disagree very much with the following statements:

Base: 23,642 online adults under the age of 75 across 30 countries, interviewed 27 October – 4 November 2025.



# Expectations for 2026



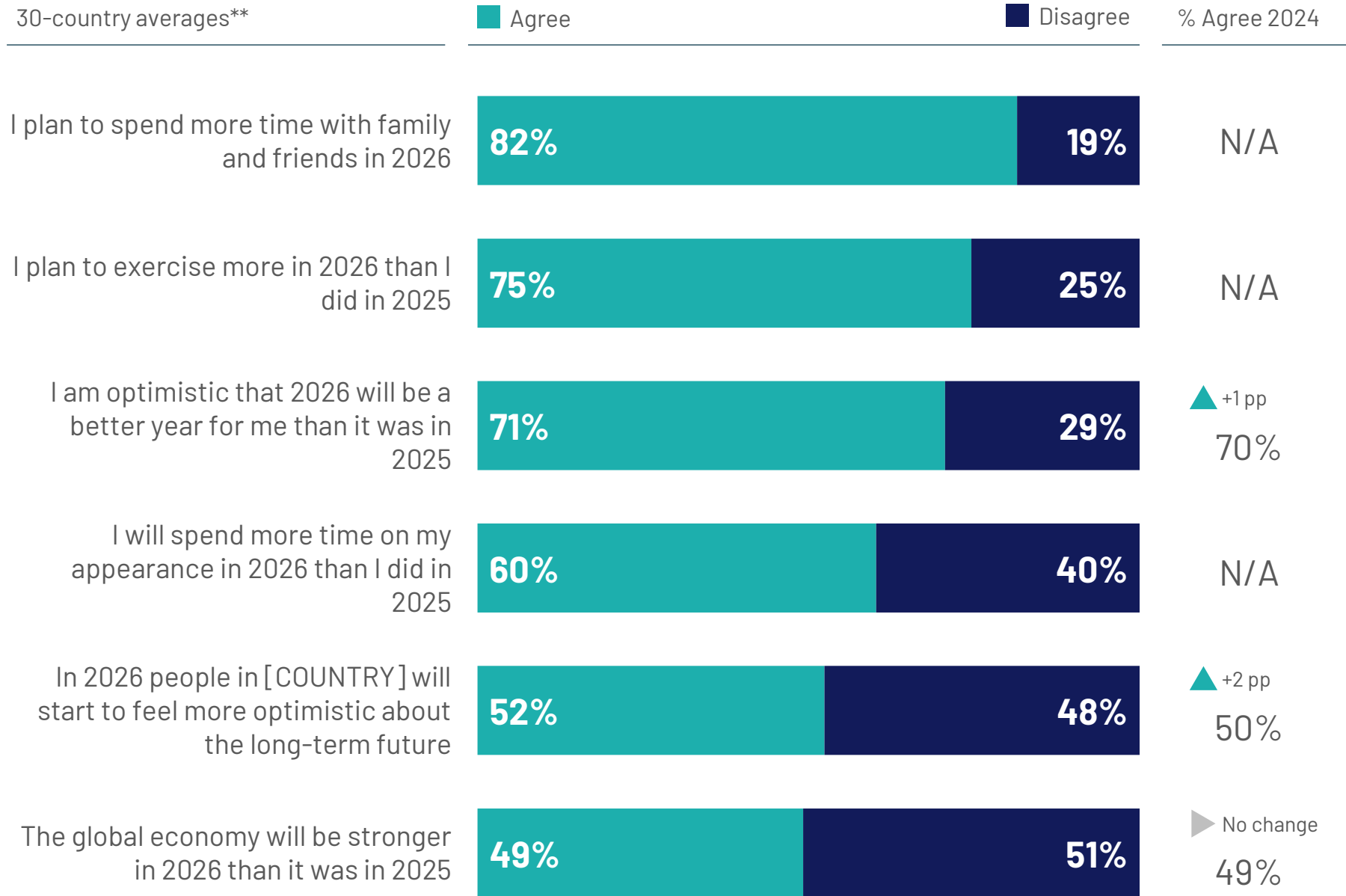
Q.

## Outlook for 2026

Please indicate if you agree very much, agree somewhat, disagree somewhat or disagree very much with the following statements:

Base: 23,642 online adults under the age of 75 across 30 countries, interviewed 27 October – 4 November 2025.

\*\*30-country average includes all countries that were in the 2024 and 2025 waves.



Q.

Please indicate if you agree very much, agree somewhat, disagree somewhat or disagree very much with the following statements:

**I am optimistic that 2026 will be a better year for me than it was in 2025**

Base: 23,642 online adults under the age of 75 across 30 countries, interviewed 27 October – 4 November 2025.

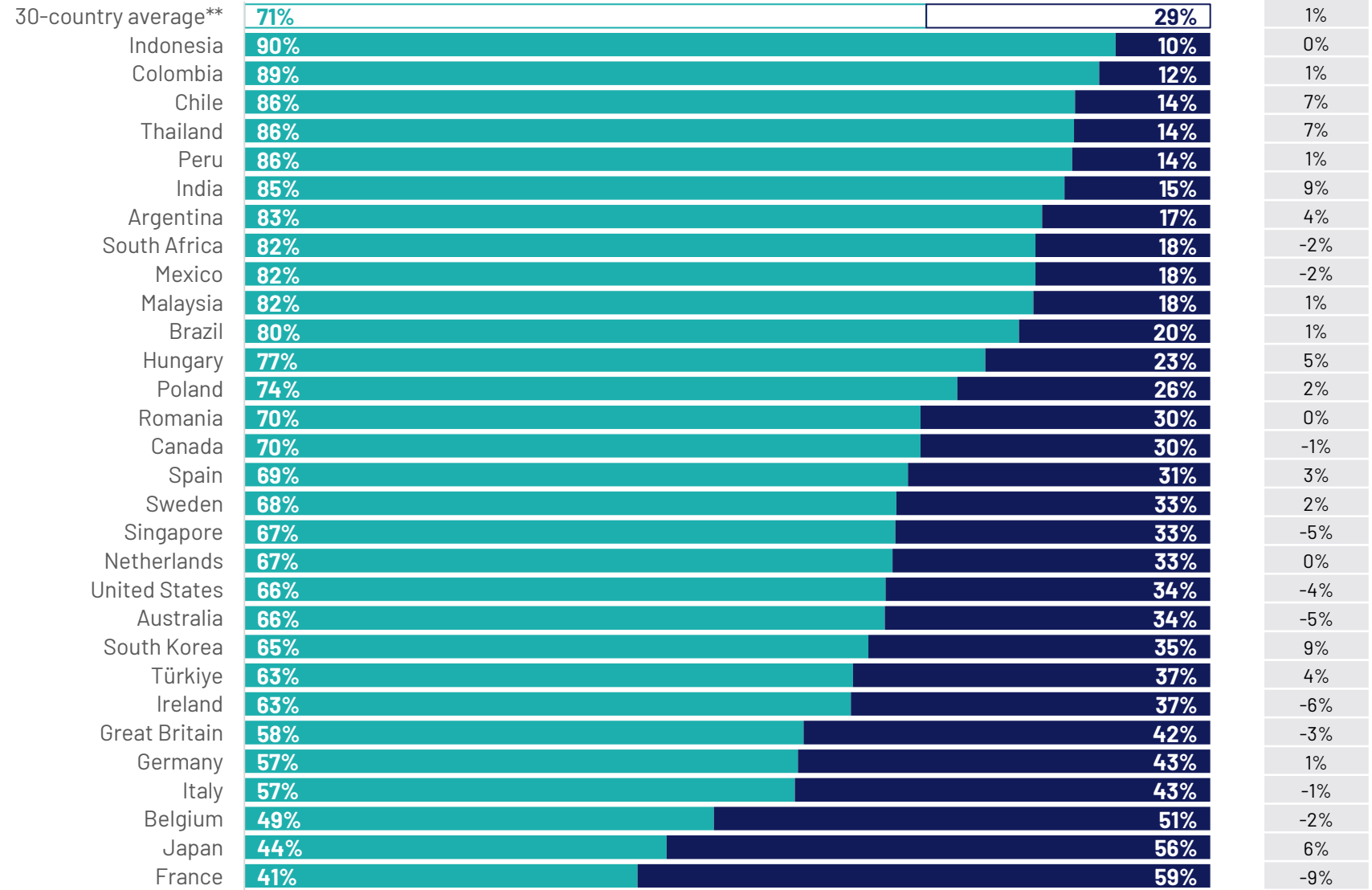
\*\*30-country average includes all countries that were in the 2024 and 2025 waves.

Market

 Agree

 Disagree

Change agree vs 2024





Q.

Please indicate if you agree very much, agree somewhat, disagree somewhat or disagree very much with the following statements:

**In 2026 people in my country will start to feel more optimistic about the long-term future**

Base: 23,642 online adults under the age of 75 across 30 countries, interviewed 27 October – 4 November 2025.

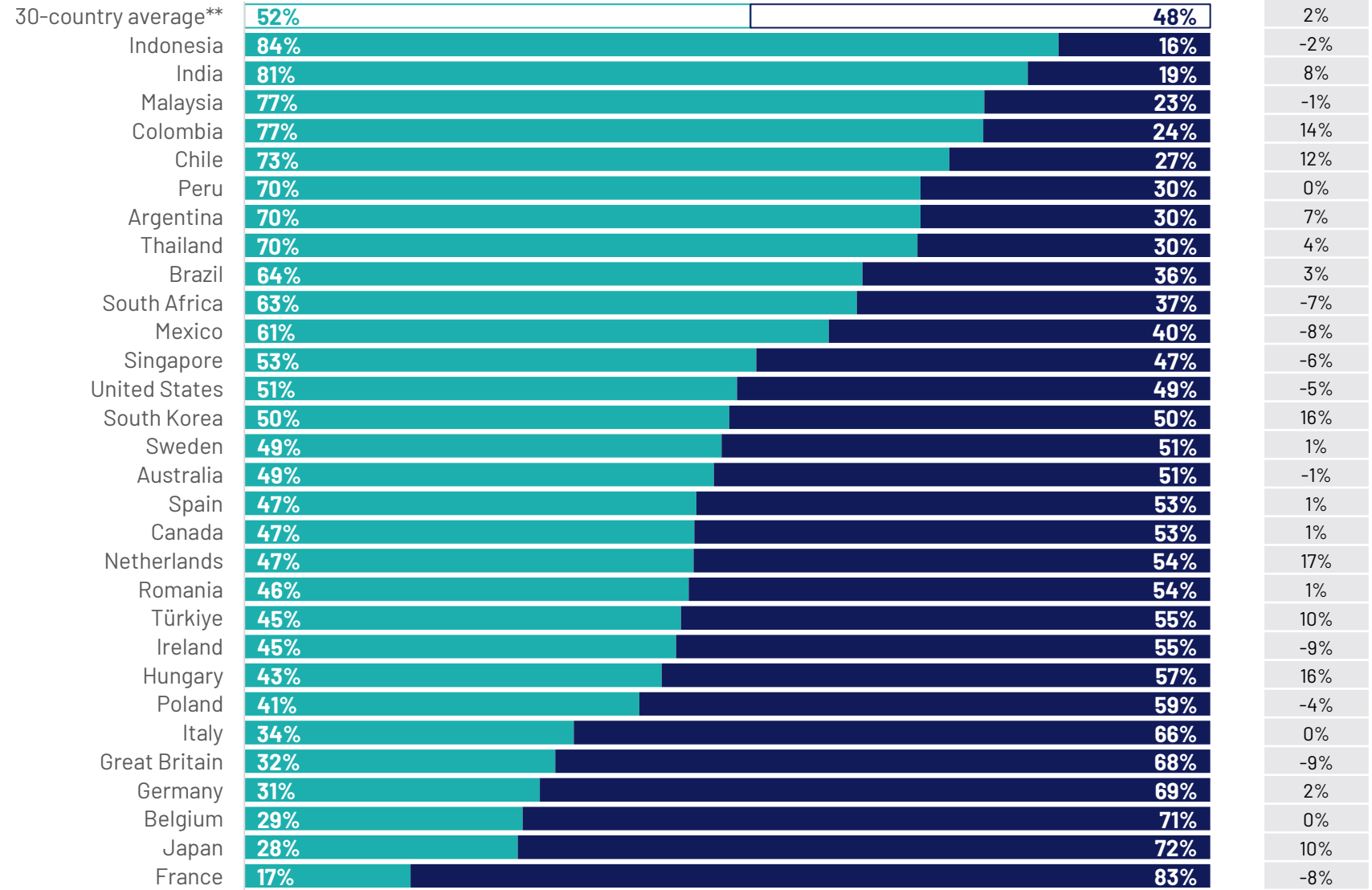
\*\*30-country average includes all countries that were in the 2024 and 2025 waves.

Market

 Agree

 Disagree

Change agree vs 2024



Q.

Please indicate if you agree very much, agree somewhat, disagree somewhat or disagree very much with the following statements:

## The global economy will be stronger in 2026 than it was in 2025

Base: 23,642 online adults under the age of 75 across 30 countries, interviewed 27 October – 4 November 2025.

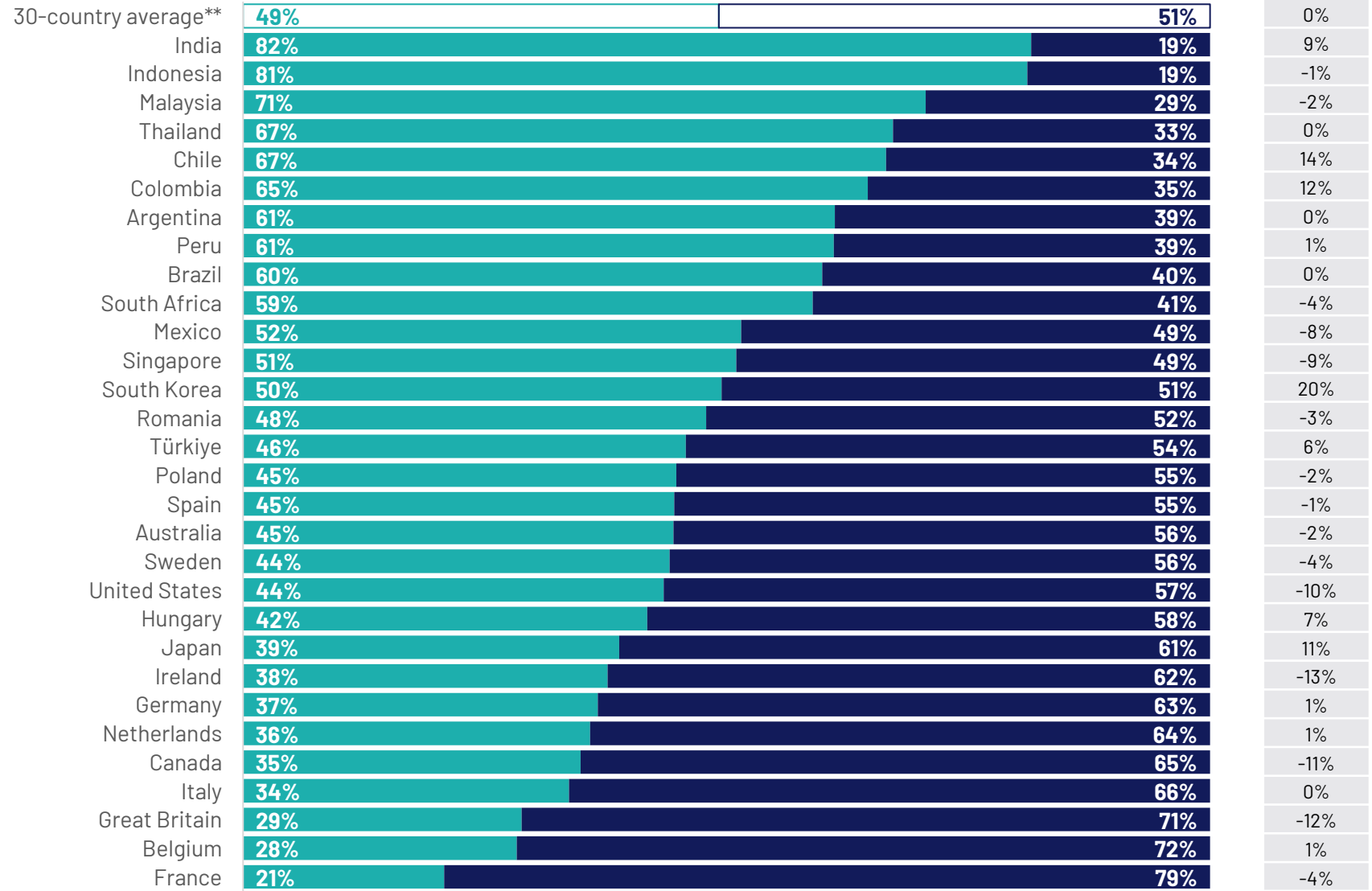
\*\*30-country average includes all countries that were in the 2024 and 2025 waves.

Market

 Agree

 Disagree

Change agree vs 2024



Q.

Please indicate if you agree very much, agree somewhat, disagree somewhat or disagree very much with the following statements:

## I plan to spend more time with family and friends in 2026

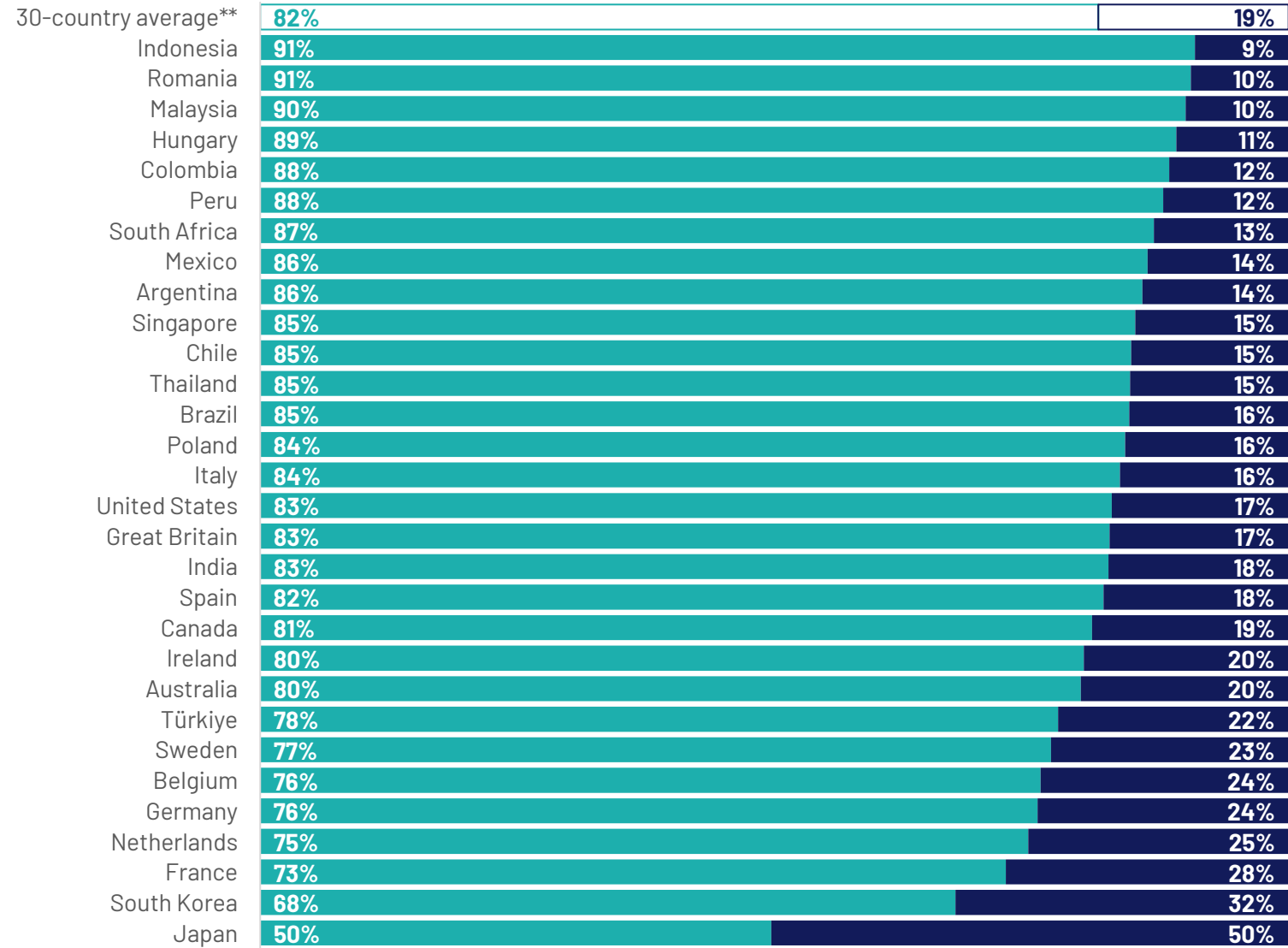
Base: 23,642 online adults under the age of 75 across 30 countries, interviewed 27 October – 4 November 2025.

\*\*30-country average includes all countries that were in the 2024 and 2025 waves.

Market

Agree

Disagree



Q.

Please indicate if you agree very much, agree somewhat, disagree somewhat or disagree very much with the following statements:

**I plan to exercise more in 2026 than I did in 2025**

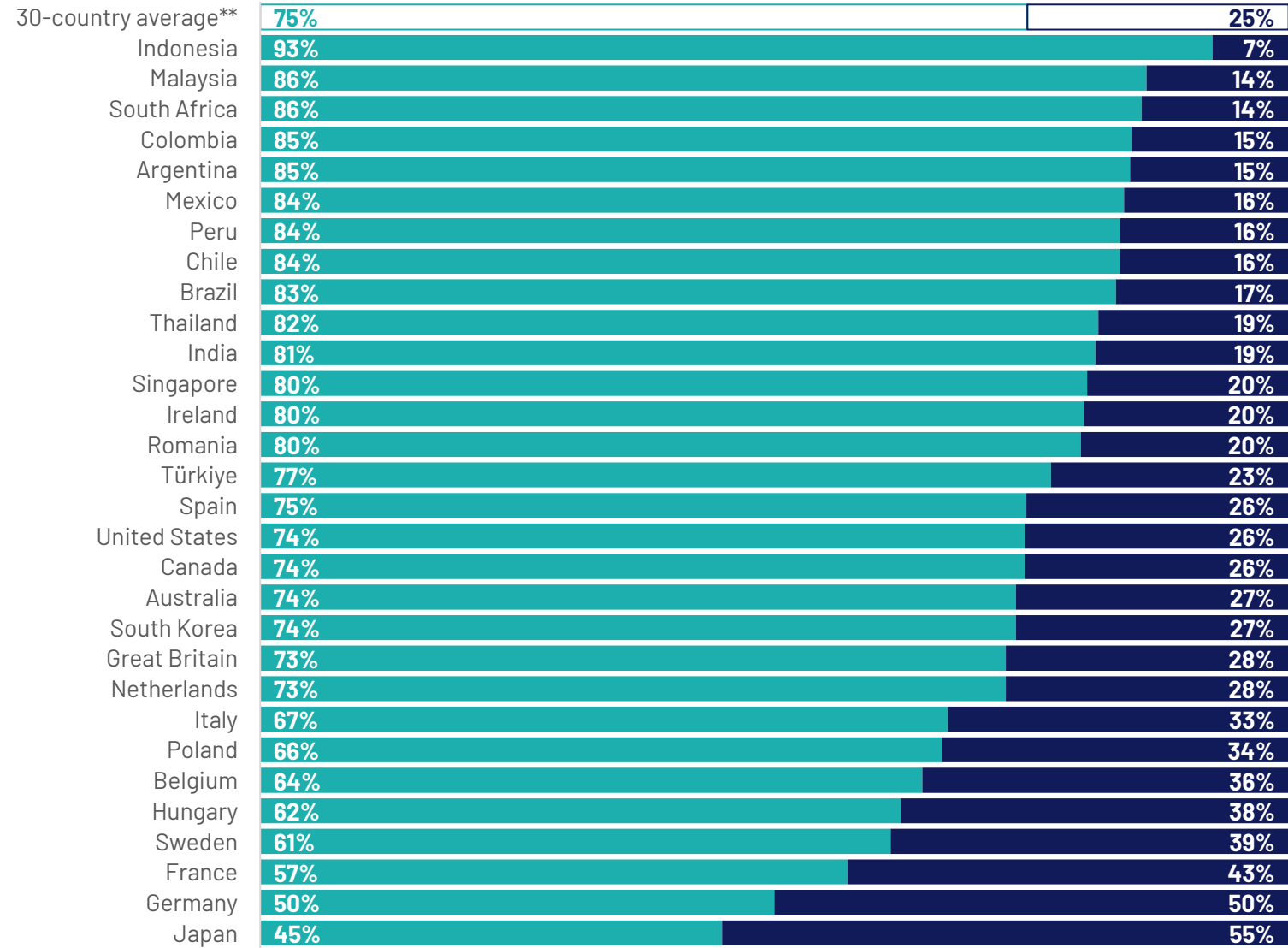
Base: 23,642 online adults under the age of 75 across 30 countries, interviewed 27 October – 4 November 2025.

\*\*30-country average includes all countries that were in the 2024 and 2025 waves.

Market

Agree

Disagree



Q.

Please indicate if you agree very much, agree somewhat, disagree somewhat or disagree very much with the following statements:

**I will spend more time on my appearance in 2026 than I did in 2025**

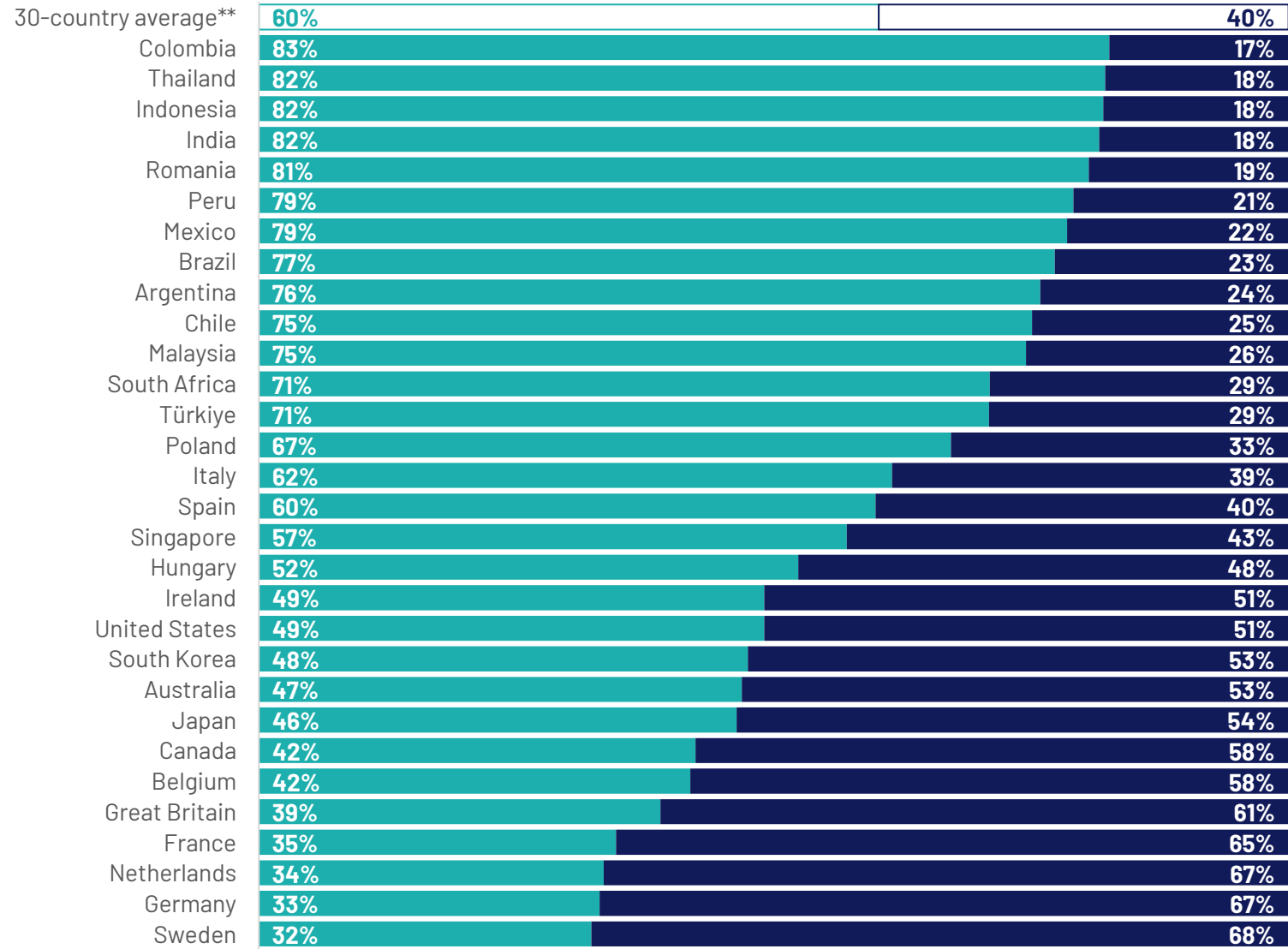
Base: 23,642 online adults under the age of 75 across 30 countries, interviewed 27 October – 4 November 2025.

\*\*30-country average includes all countries that were in the 2024 and 2025 waves.

Market

Agree

Disagree



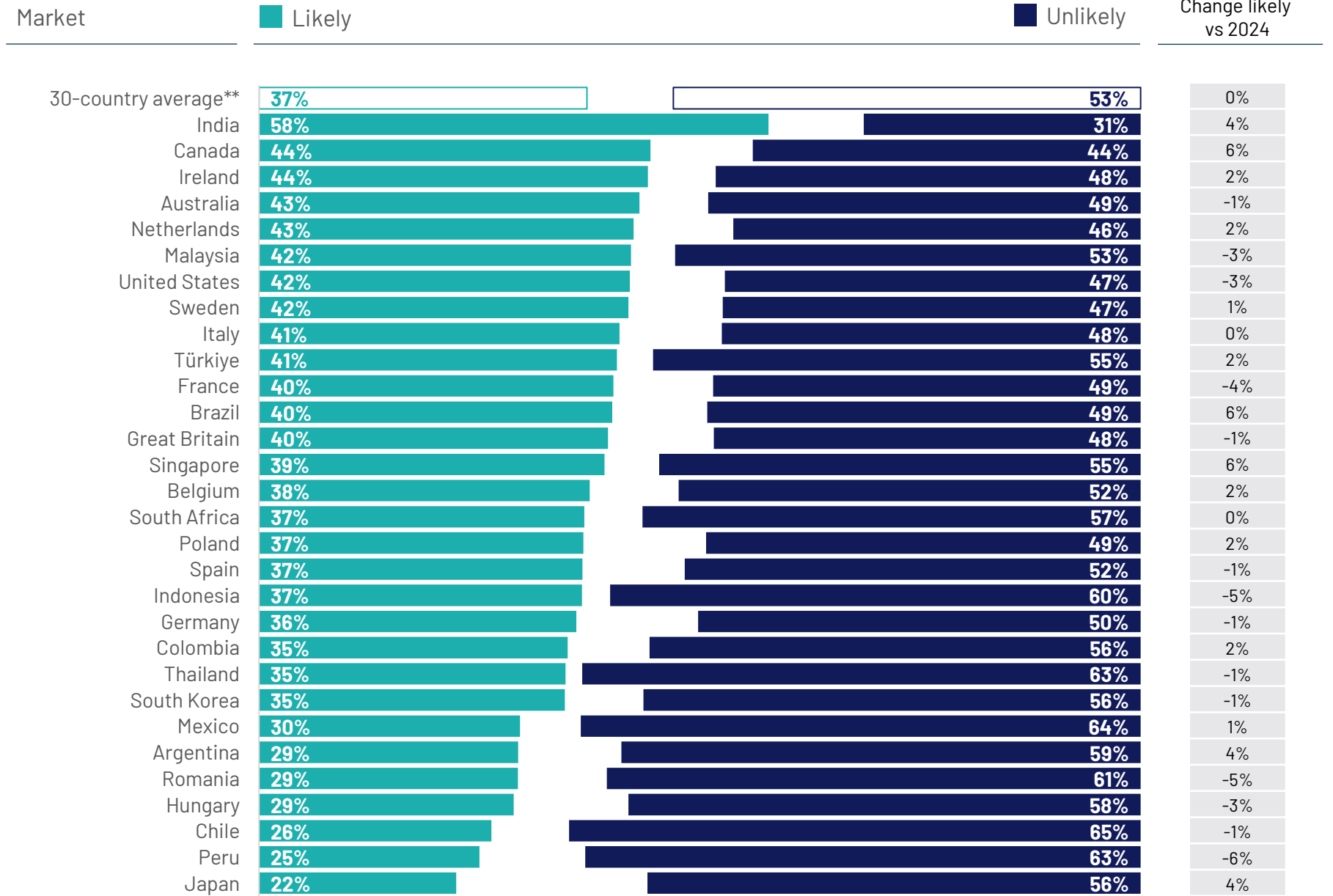
Q.

For each of the following, please tell me how likely or unlikely you think they are to happen...?

**I will use social media less**

Base: 23,642 online adults under the age of 75 across 30 countries, interviewed 27 October – 4 November 2025.

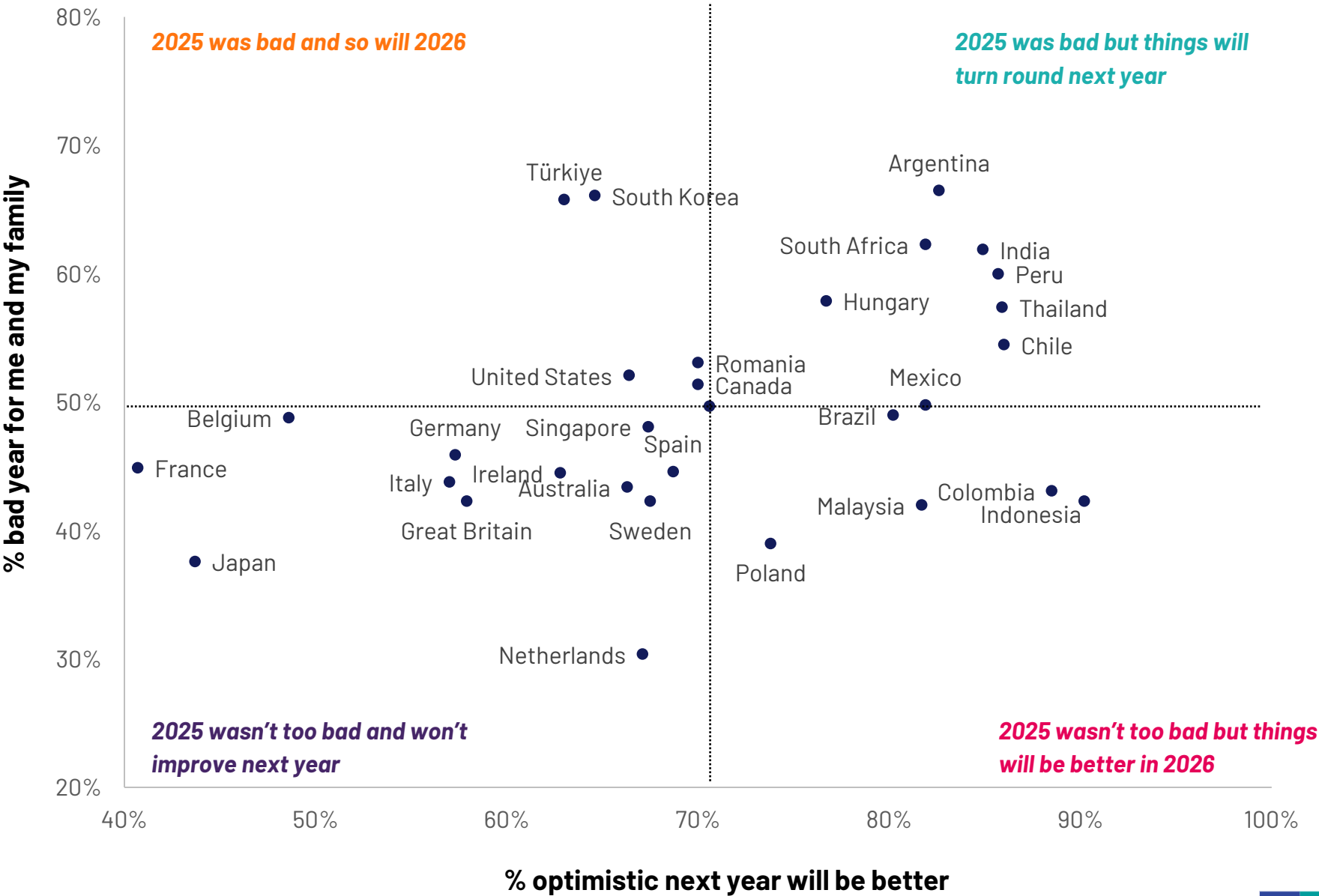
\*\*30-country average includes all countries that were in the 2024 and 2025 waves.



# 2026: How it might go

Please indicate if you agree very much, agree somewhat, disagree somewhat or disagree very much with the following statements:

Base: 23,642 online adults under the age of 75 across 30 countries, interviewed 27 October – 4 November 2025.





# Expectations for Society in 2026



Q.

For each of the following, please tell me how likely or unlikely you think they are to happen...?

## The level of immigration into my country will increase

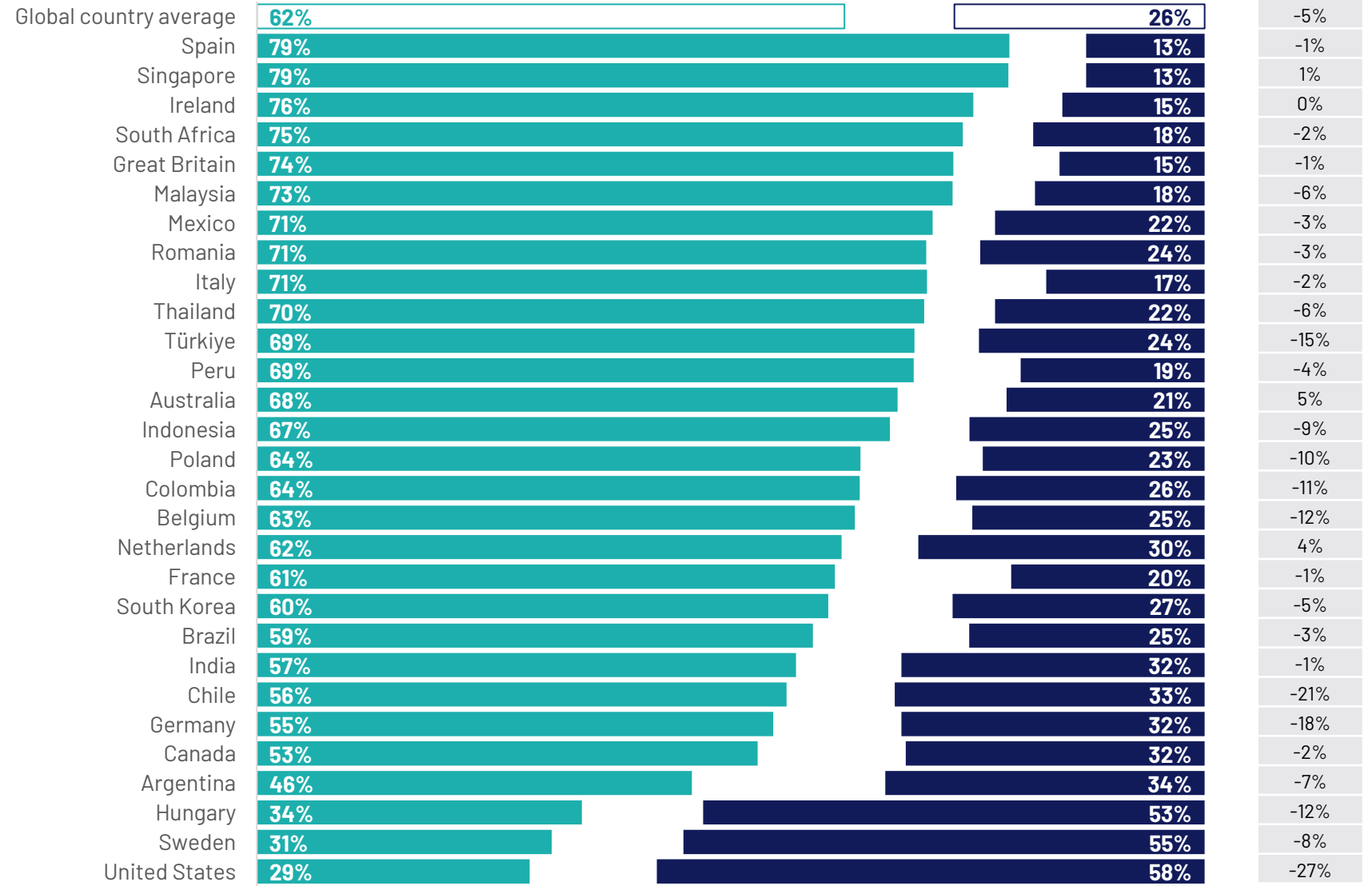
Base: 23,642 online adults under the age of 75 across 30 countries, interviewed 27 October – 4 November 2025.

Market

Likely

Unlikely

Change likely vs 2024

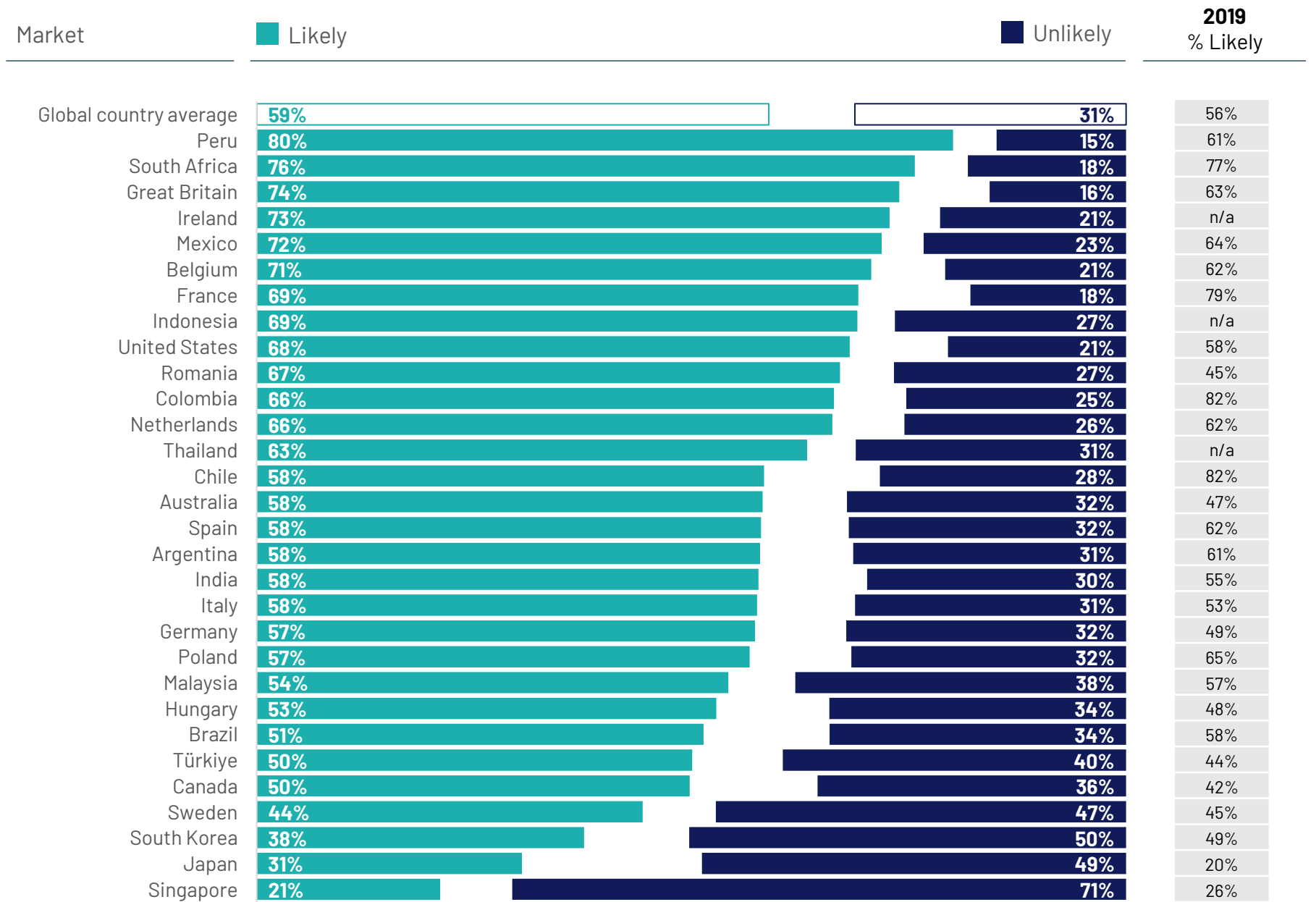


Q.

For each of the following, please tell me how likely or unlikely you think they are to happen...?

**There will be a large-scale public unrest (such as protest or riots) in my country to protest against the way the country is being run**

Base: 23,642 online adults under the age of 75 across 30 countries, interviewed 27 October – 4 November 2025.



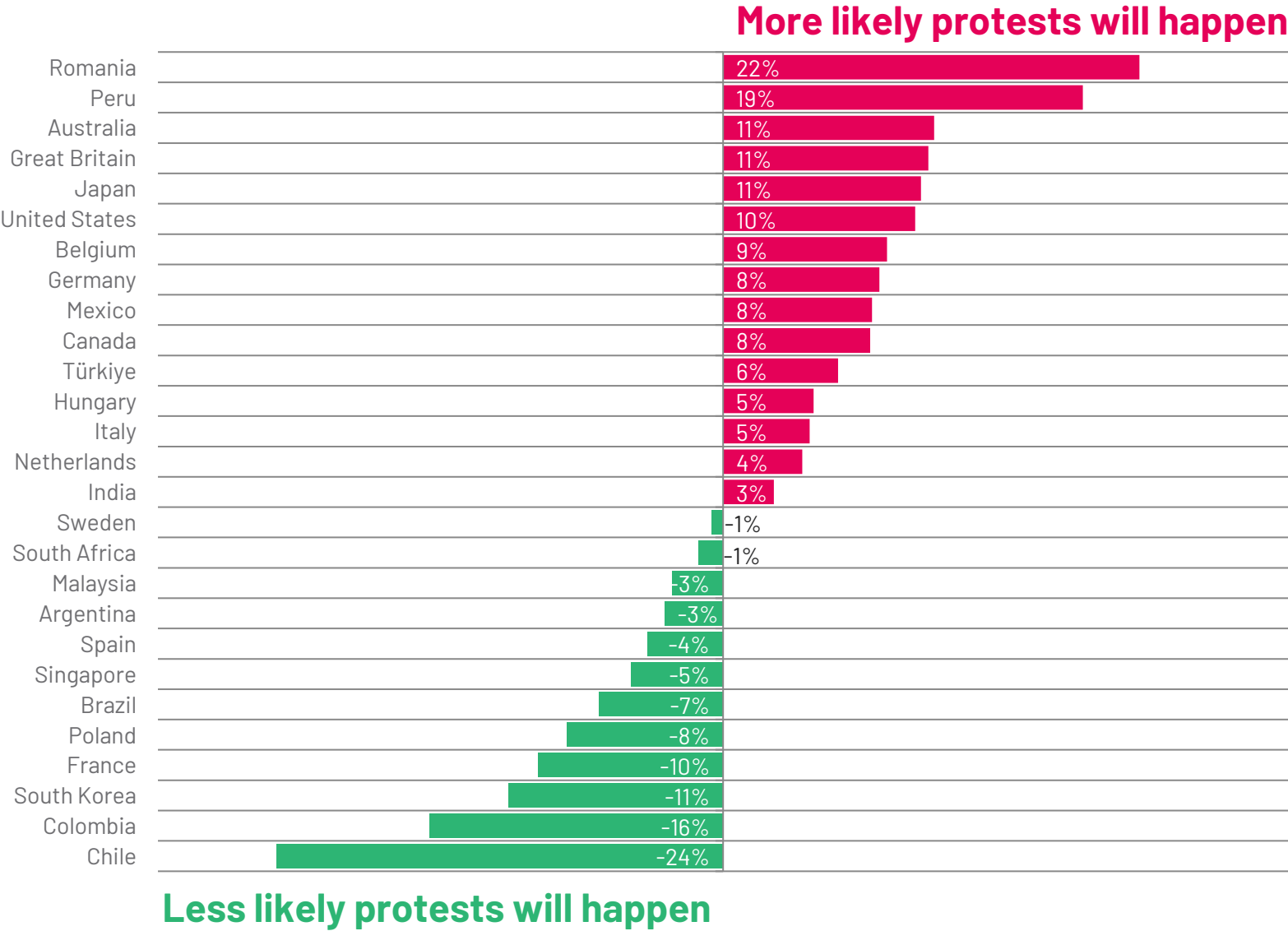
Q.

For each of the following, please tell me how likely or unlikely you think they are to happen...?

**There will be a large-scale public unrest (such as protest or riots) in my country to protest against the way the country is being run**

% Net likely change between 2019 and 2025

Base: 23,642 online adults under the age of 75 across 30 countries, interviewed 27 October – 4 November 2025.



Q.

For each of the following, please tell me how likely or unlikely you think they are to happen...?

## The area where I live will be less safe in 2026 than it was in 2025

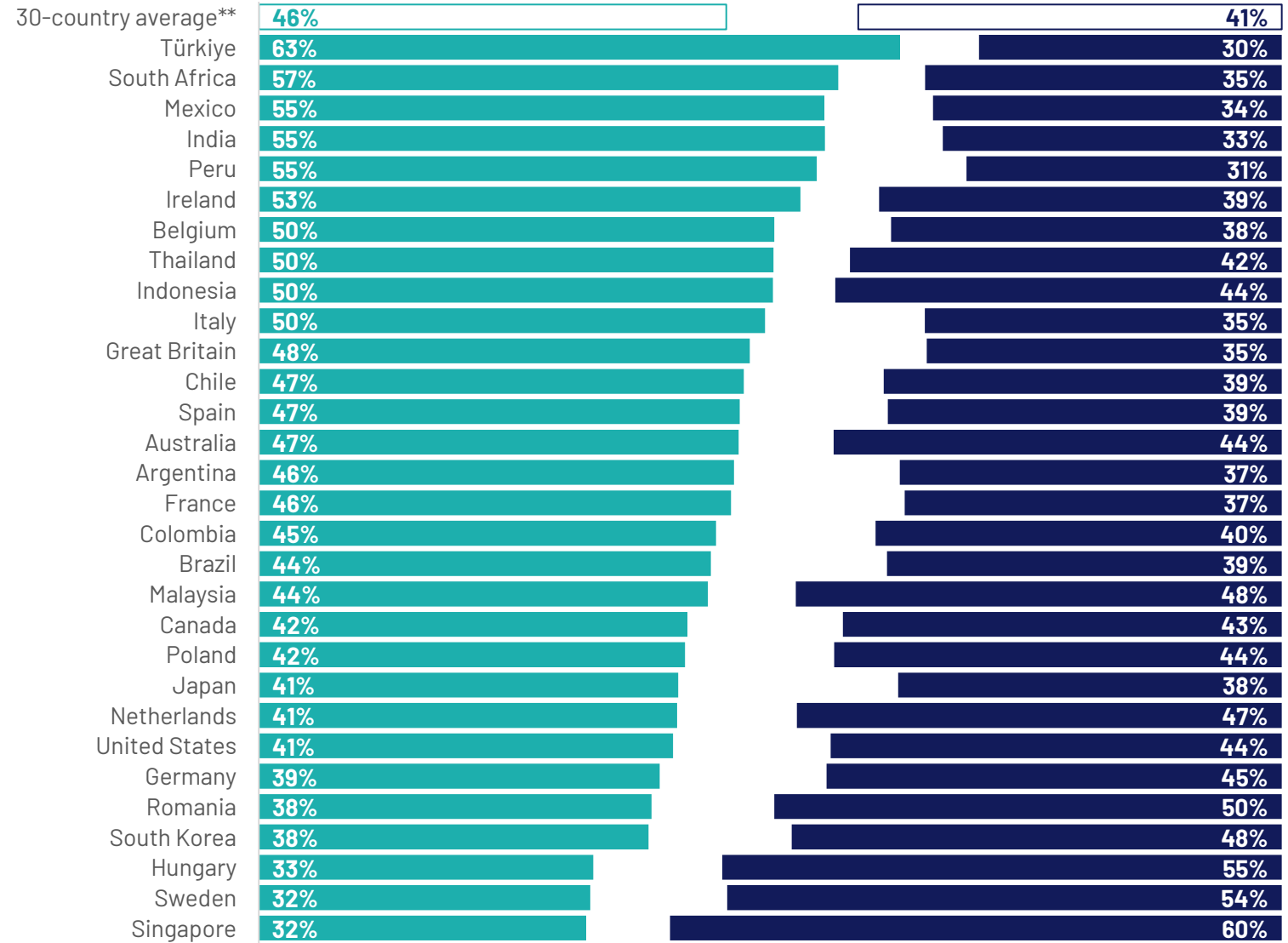
Base: 23,642 online adults under the age of 75 across 30 countries, interviewed 27 October – 4 November 2025.

\*\*30-country average includes all countries that were in the 2024 and 2025 waves.

Market

Likely

Unlikely



Q.

For each of the following, please tell me how likely or unlikely you think they are to happen...?

## The total population size of my country will fall

Base: 23,642 online adults under the age of 75 across 30 countries, interviewed 27 October – 4 November 2025.

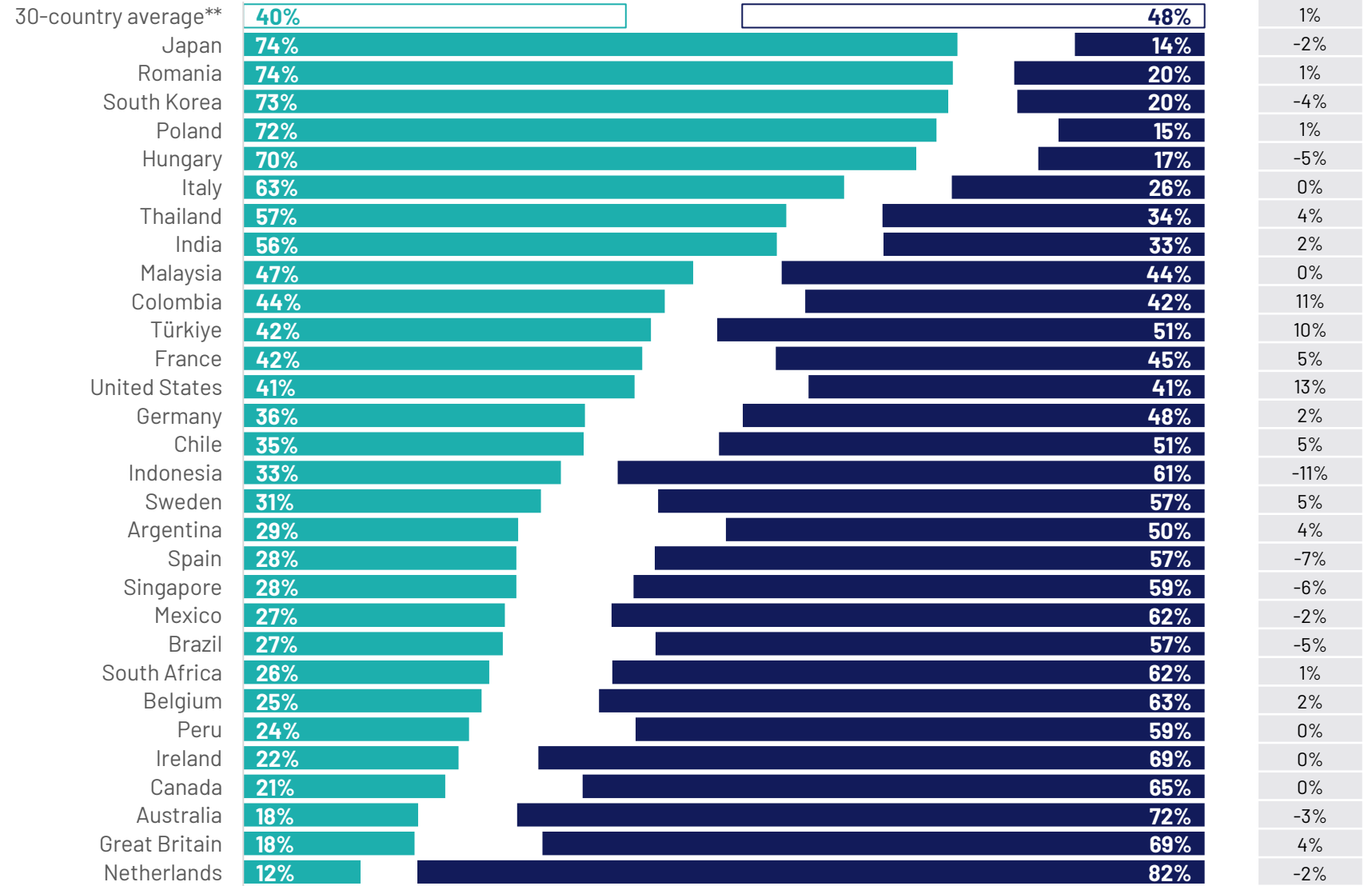
\*\*30-country average includes all countries that were in the 2024 and 2025 waves.

Market

Likely

Unlikely

Change likely vs 2024





# FIFA World Cup 2026

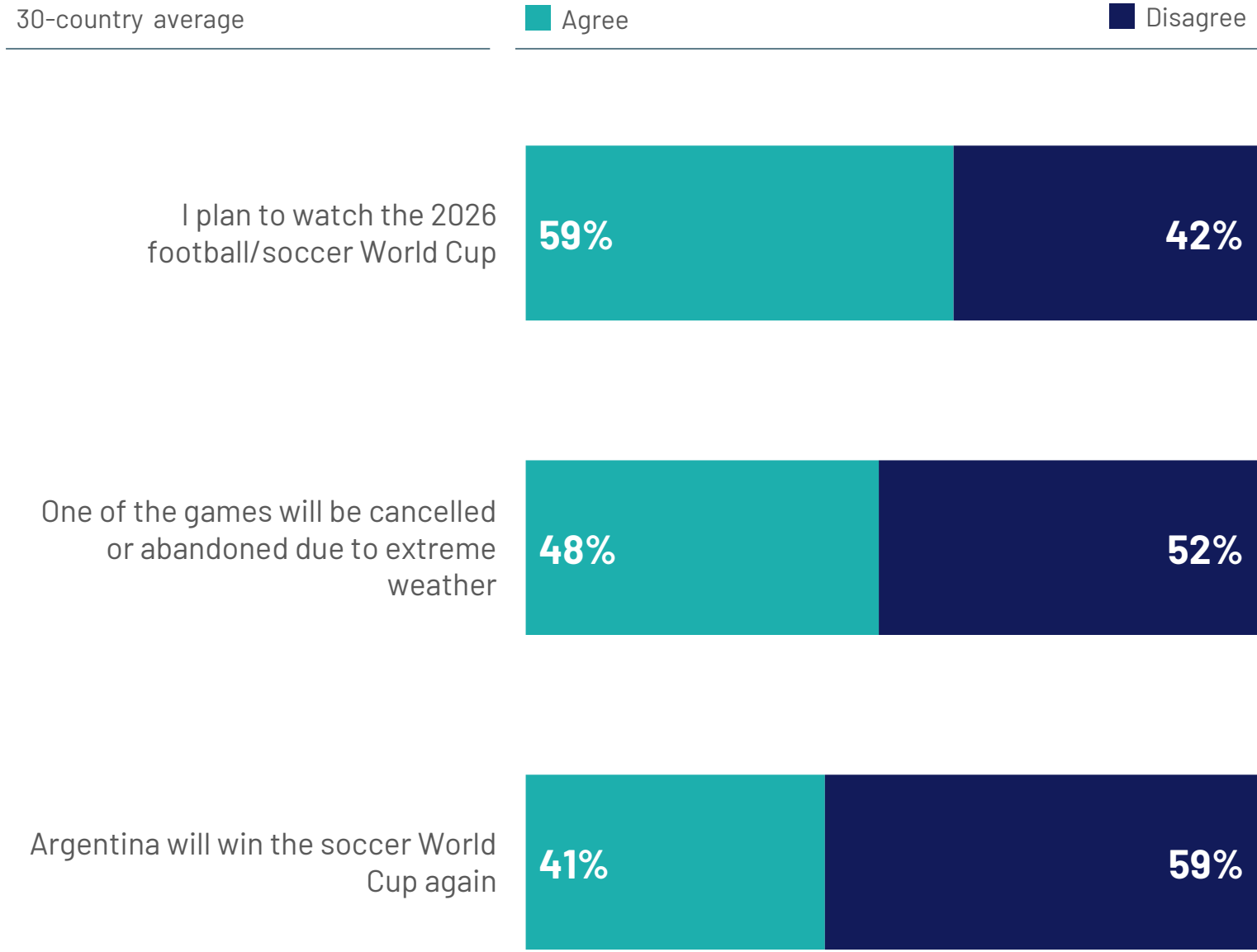




Q.

## FIFA World Cup

Please indicate if you agree very much, agree somewhat, disagree somewhat or disagree very much with the following statements:



Base: 23,642 online adults under the age of 75 across 30 countries, interviewed 27 October – 4 November 2025.

Q.

Please indicate if you agree very much, agree somewhat, disagree somewhat or disagree very much with the following statements:

## I plan to watch the 2026 football/soccer World Cup

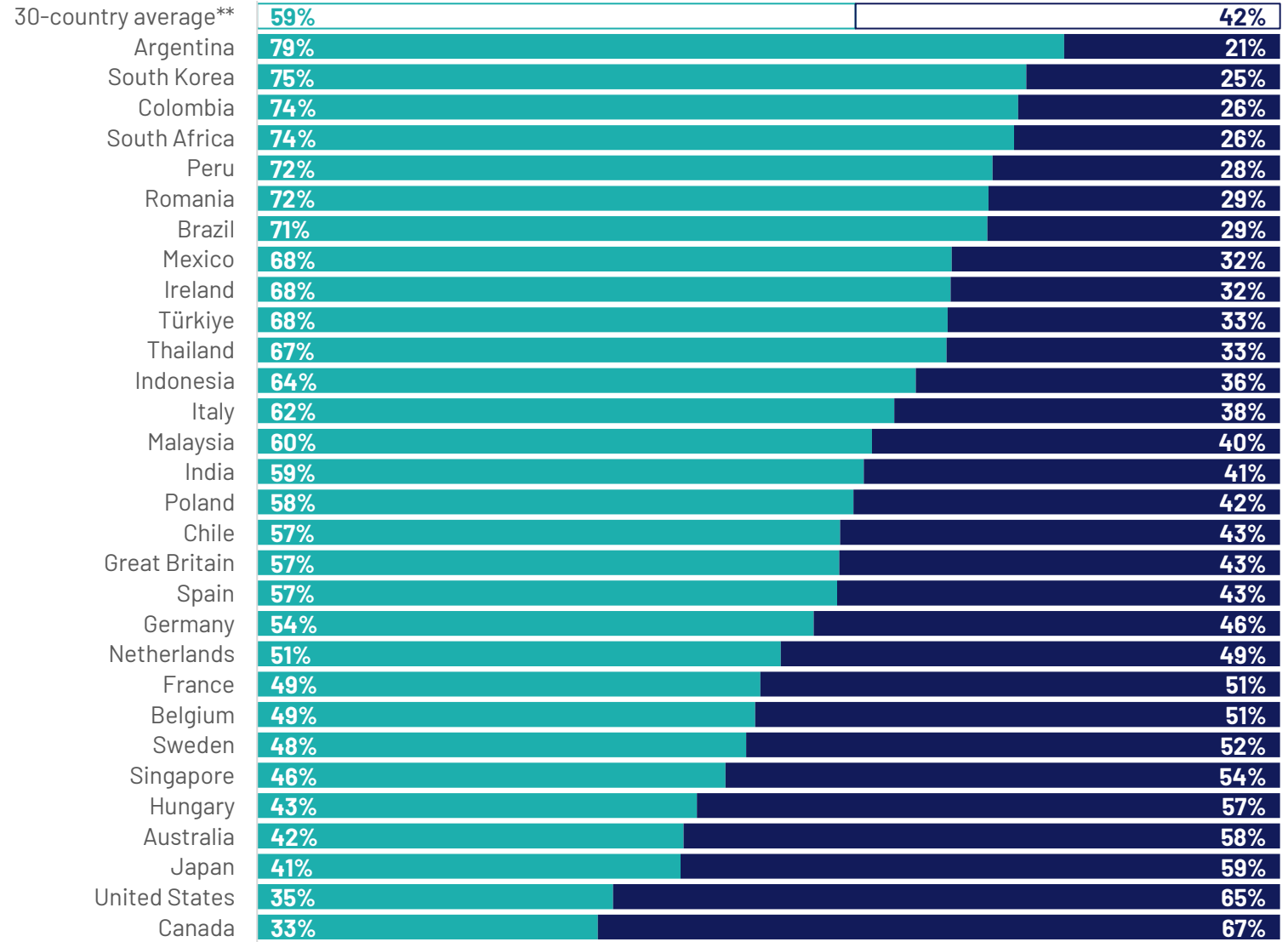
Base: 23,642 online adults under the age of 75 across 30 countries, interviewed 27 October – 4 November 2025.

\*\*30-country average includes all countries that were in the 2024 and 2025 waves.

Market

Agree

Disagree



Q.

Please indicate if you agree very much, agree somewhat, disagree somewhat or disagree very much with the following statements:

**One of the games will be cancelled or abandoned due to extreme weather**

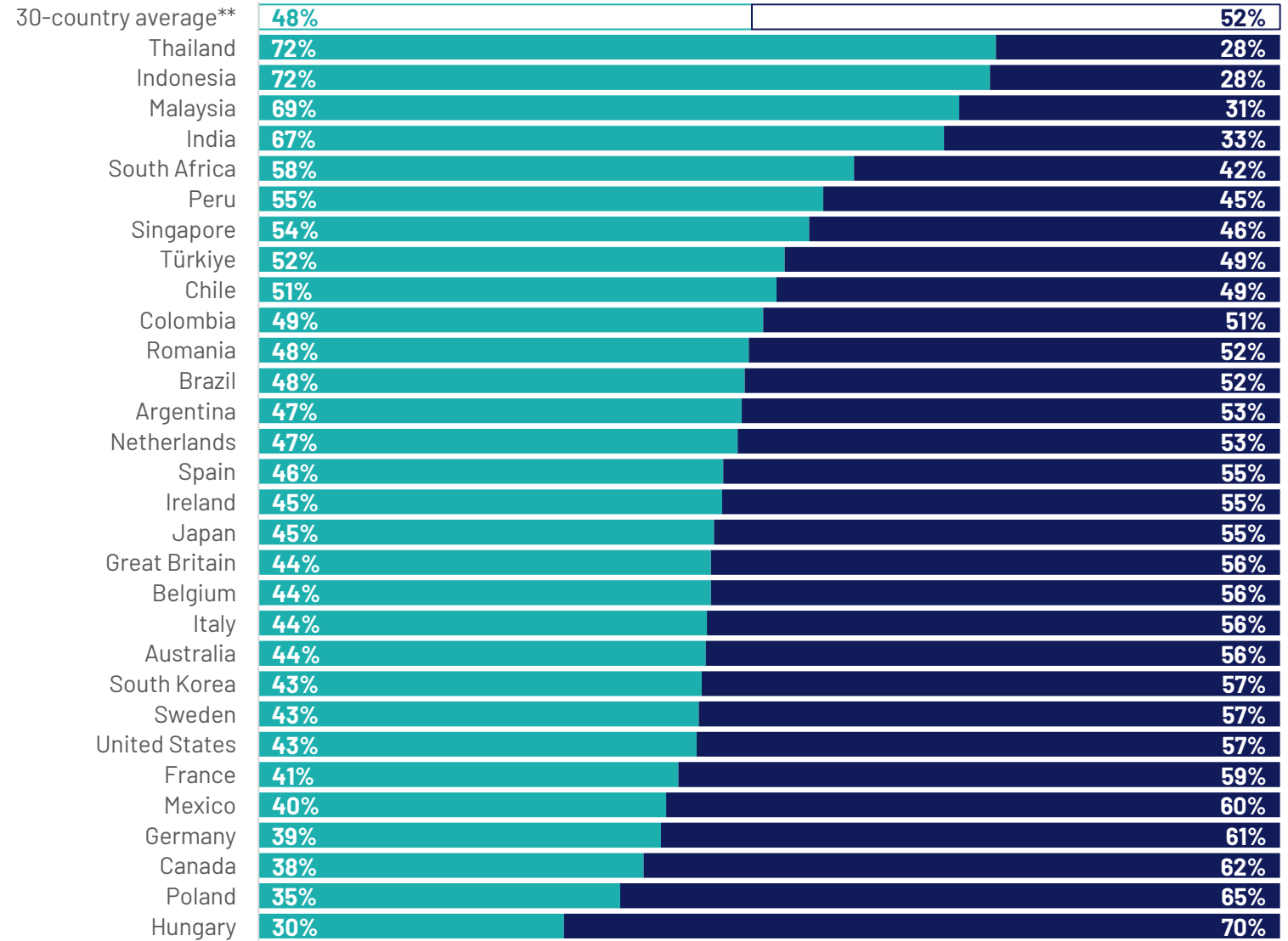
Base: 23,642 online adults under the age of 75 across 30 countries, interviewed 27 October – 4 November 2025.

\*\*30-country average includes all countries that were in the 2024 and 2025 waves.

Market

Agree

Disagree



Q.

Please indicate if you agree very much, agree somewhat, disagree somewhat or disagree very much with the following statements:

## Argentina will win the soccer World Cup again

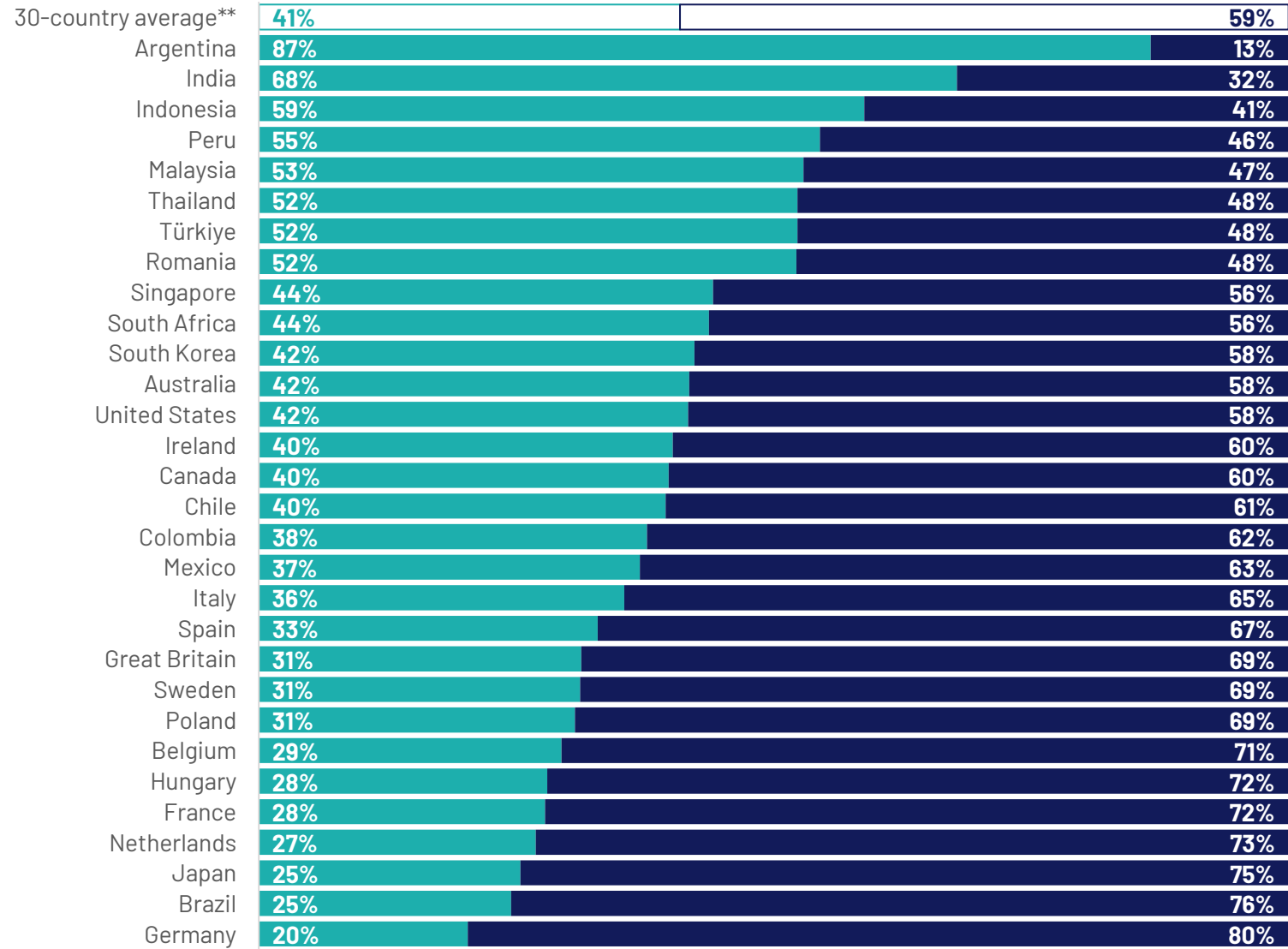
Base: 23,642 online adults under the age of 75 across 30 countries, interviewed 27 October – 4 November 2025.

\*\*30-country average includes all countries that were in the 2024 and 2025 waves.

Market

Agree

Disagree



# Expectations for the Economy in 2026



Q.

## Economy

For each of the following, please tell me how likely or unlikely you think they are to happen...?

30-country average

 Likely

 Unlikely

My country will be in recession in 2026

48%

33%

My disposable income (what you can spend after paying your bills for living expenses) will be higher in 2026 than it was in 2025.

47%

44%

Major stock markets around the world will crash

39%

38%

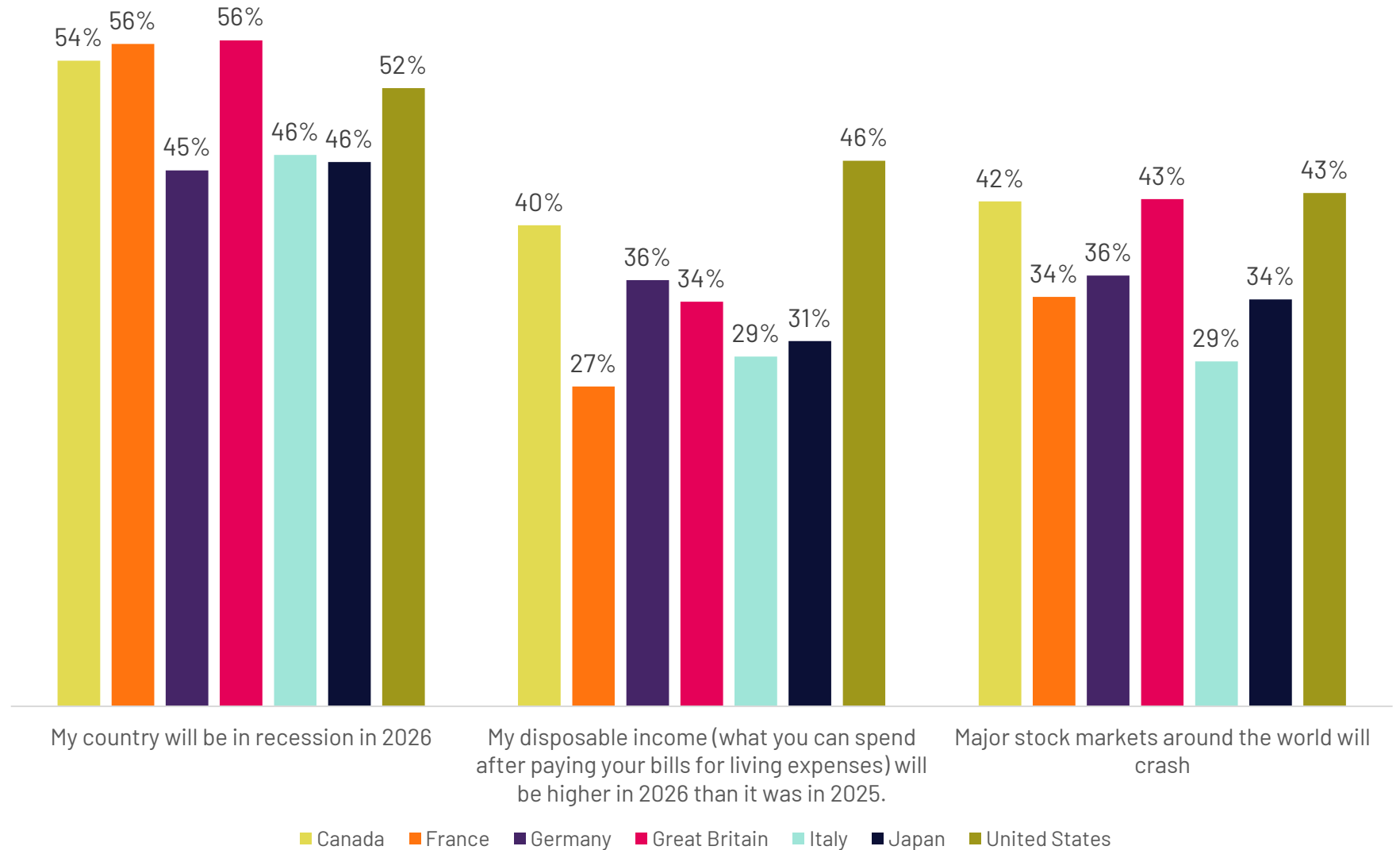
*Base: 23,642 online adults under the age of 75 across 30 countries, interviewed 27 October – 4 November 2025.*

Q.

## Economy: G7

For each of the following, please tell me how likely or unlikely you think they are to happen...?

% Likely: G7 markets



Base: 23,642 online adults under the age of 75 across 30 countries, interviewed 27 October – 4 November 2025.

Q.

For each of the following, please tell me how likely or unlikely you think they are to happen...?

## My country will be in recession in 2026

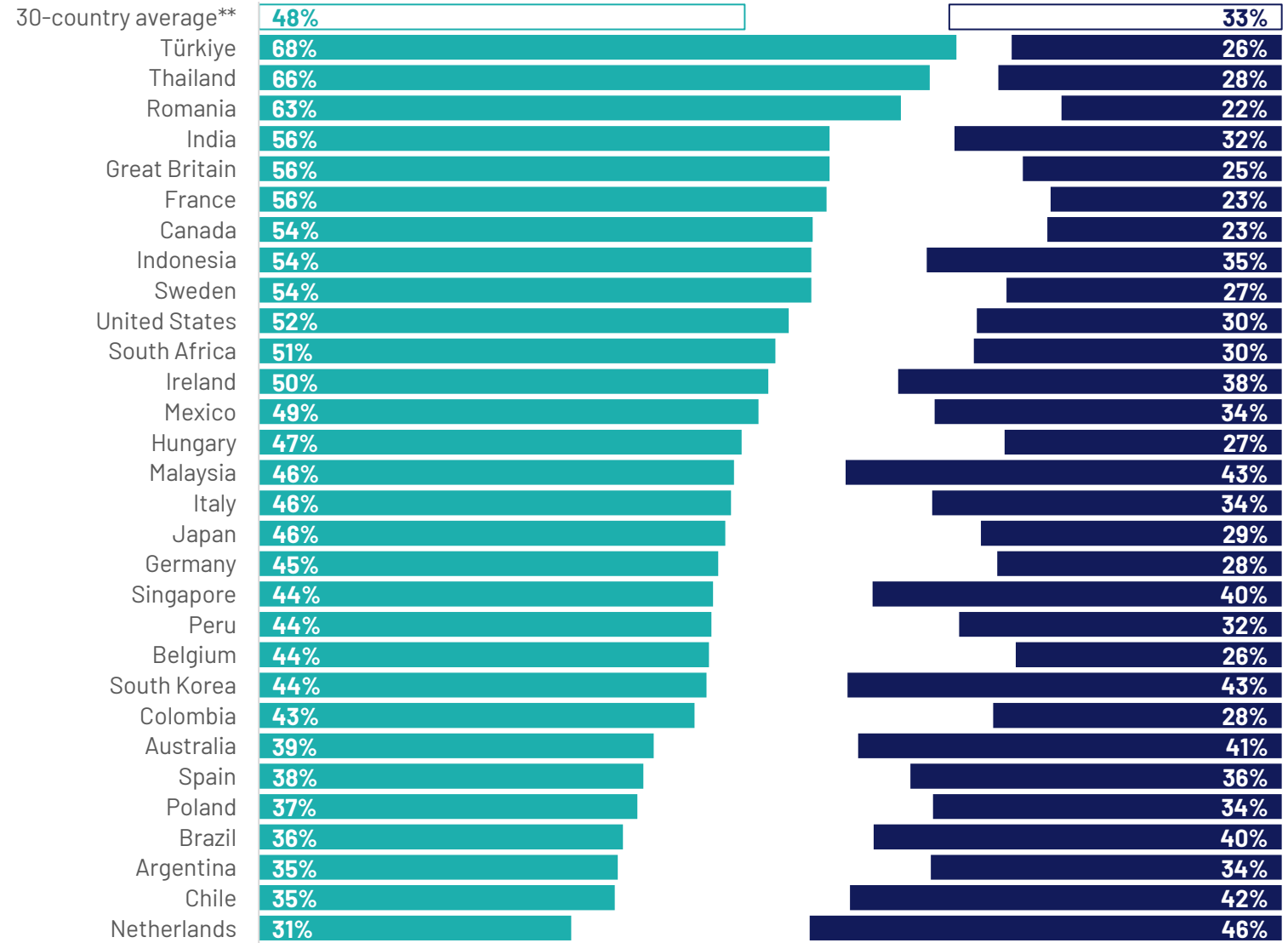
Base: 23,642 online adults under the age of 75 across 30 countries, interviewed 27 October – 4 November 2025.

\*\*30-country average includes all countries that were in the 2024 and 2025 waves.

Market

Likely

Unlikely





Q.

For each of the following, please tell me how likely or unlikely you think they are to happen...?

**My disposable income (what you can spend after paying your bills for living expenses) will be higher in 2026 than it was in 2025**

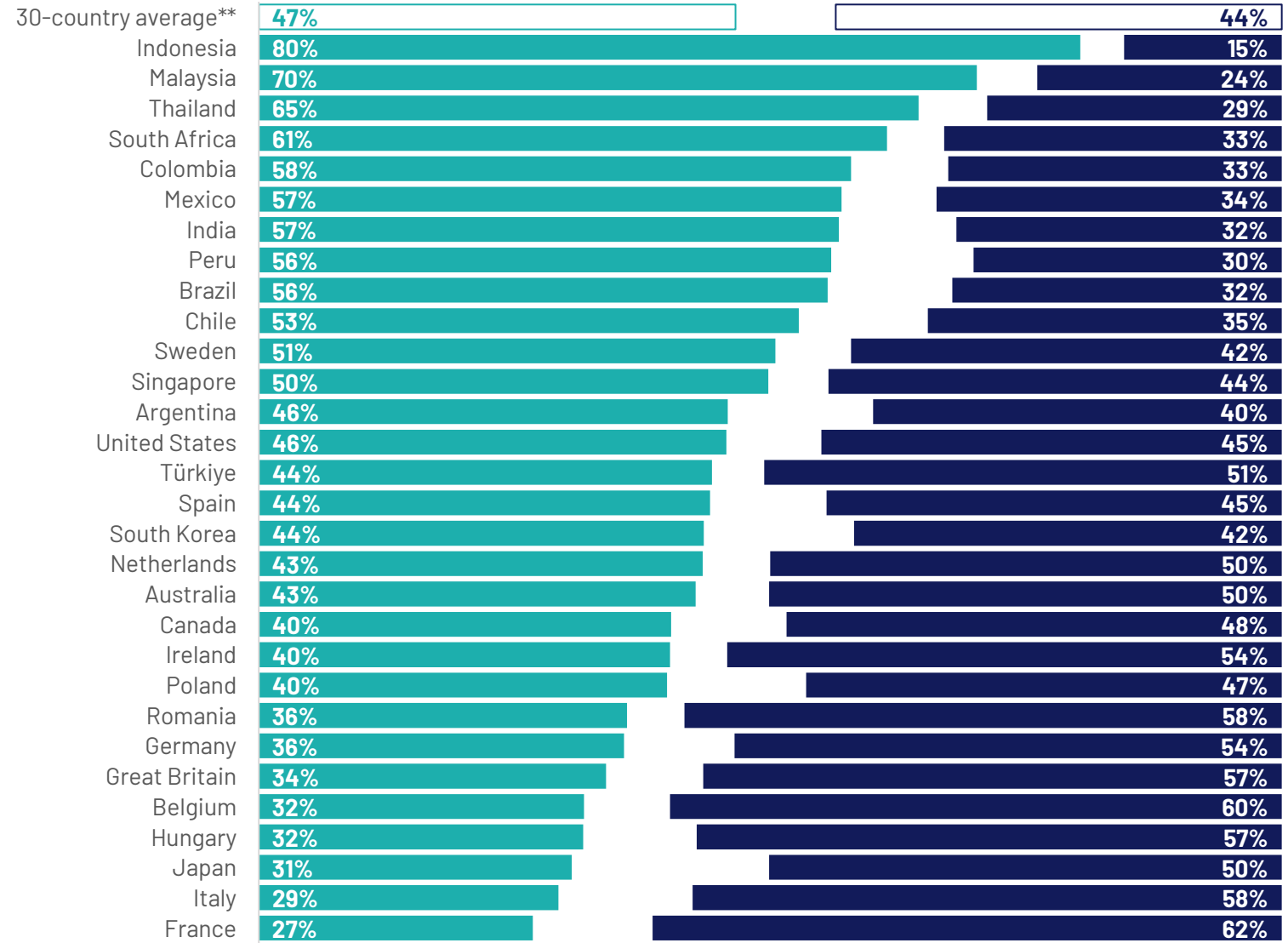
Base: 23,642 online adults under the age of 75 across 30 countries, interviewed 27 October – 4 November 2025.

\*\*30-country average includes all countries that were in the 2024 and 2025 waves.

Market

Likely

Unlikely



Q.

For each of the following, please tell me how likely or unlikely you think they are to happen...?

## Major stock markets around the world will crash

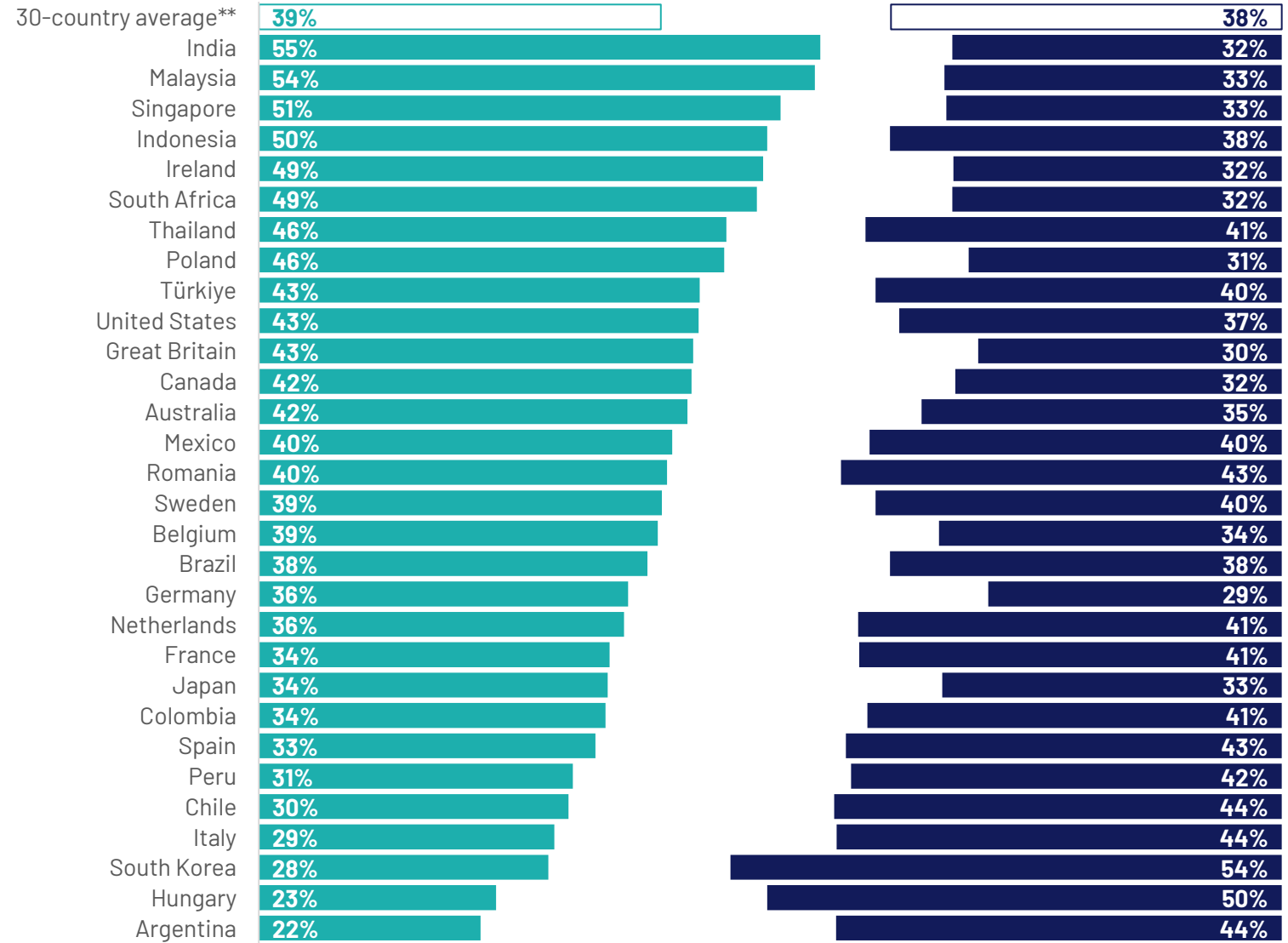
Base: 23,642 online adults under the age of 75 across 30 countries, interviewed 27 October – 4 November 2025.

\*\*30-country average includes all countries that were in the 2024 and 2025 waves.

Market

Likely

Unlikely



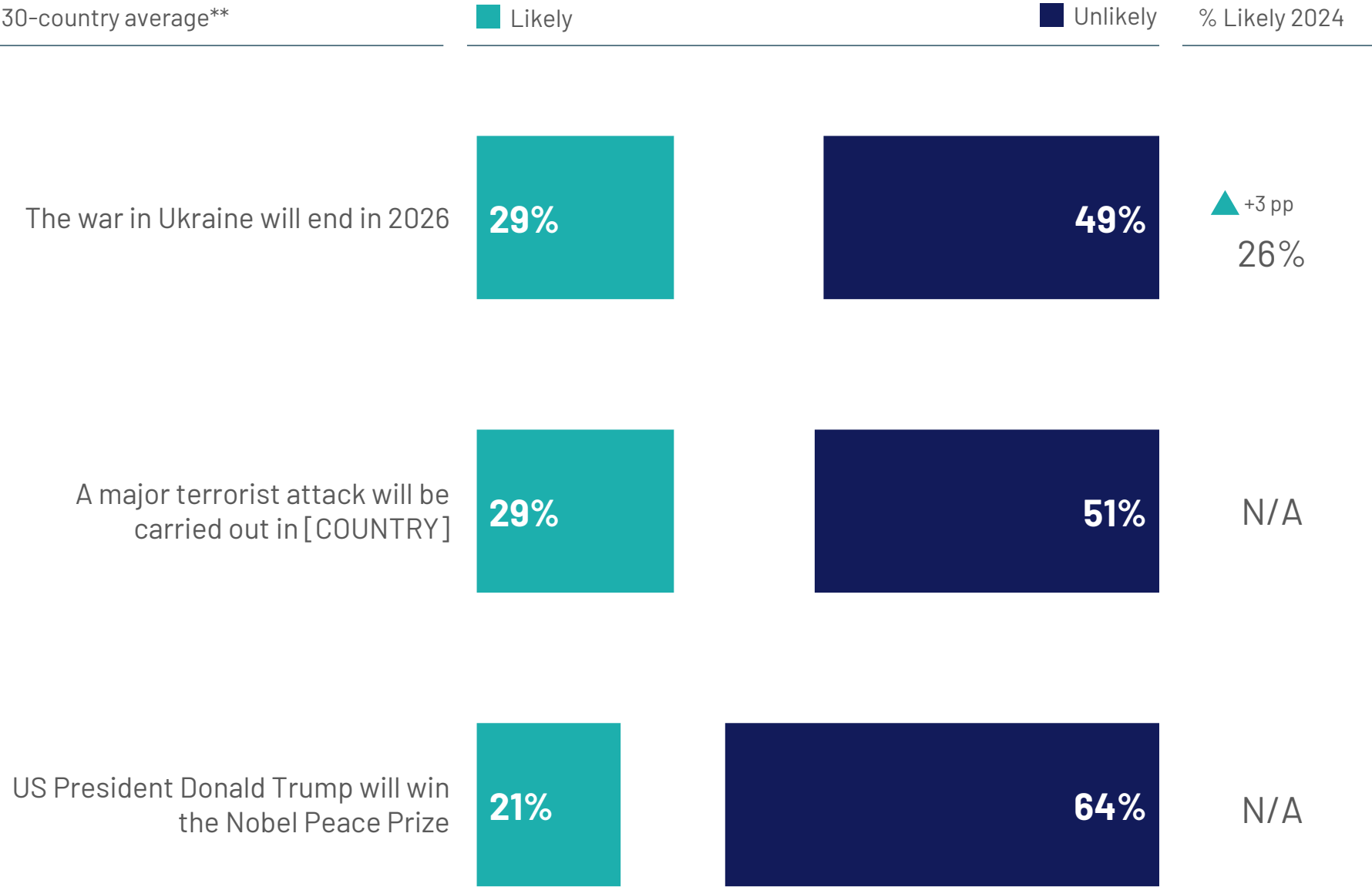
# **Expectations for World Security in 2026**



Q.

# World Security

For each of the following, please tell me how likely or unlikely you think they are to happen...?



Base: 23,642 online adults under the age of 75 across 30 countries, interviewed 27 October – 4 November 2025.

\*\*30-country average includes all countries that were in the 2024 and 2025 waves.



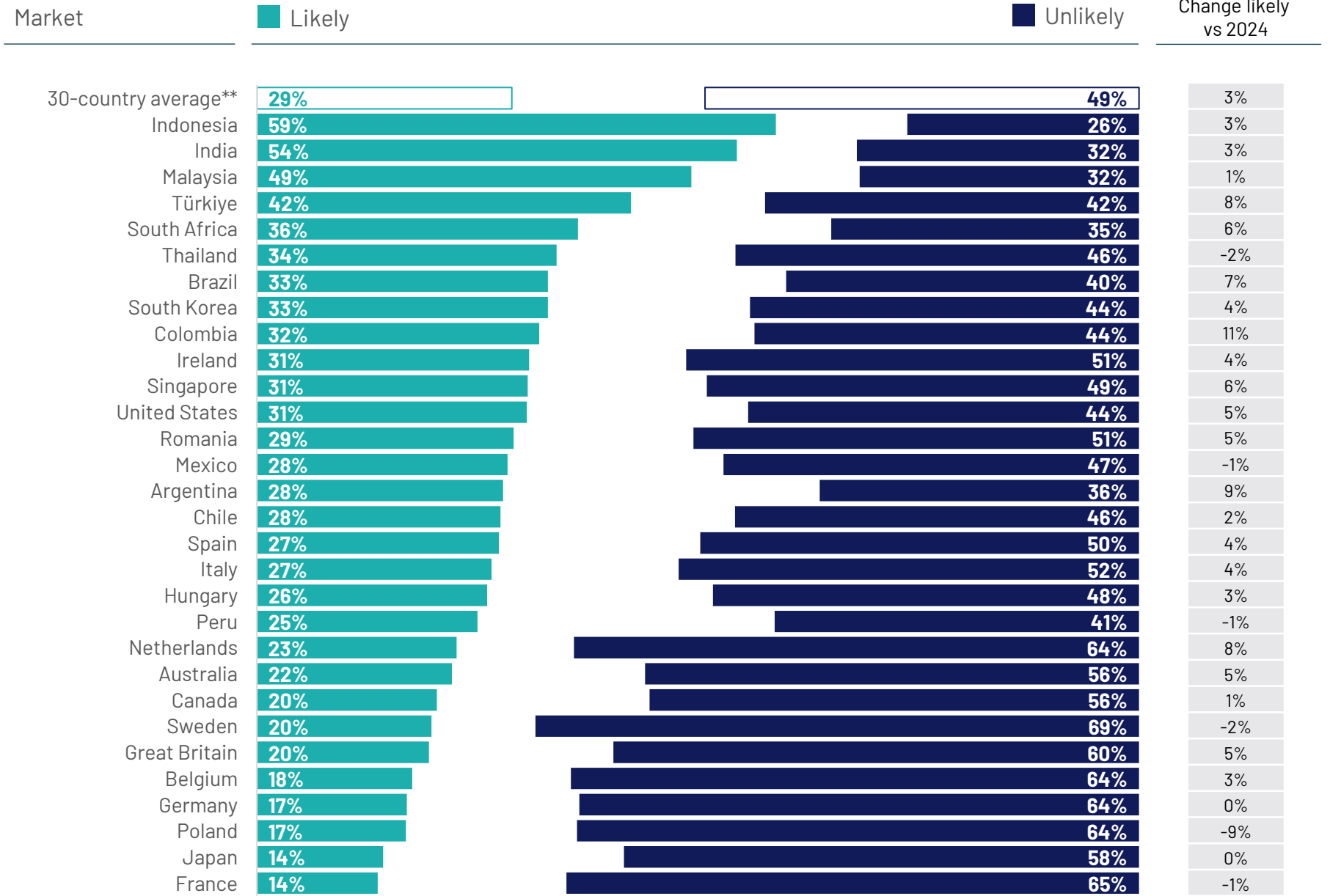
Q.

For each of the following, please tell me how likely or unlikely you think they are to happen...?

## The war in Ukraine will end in 2026

Base: 23,642 online adults under the age of 75 across 30 countries, interviewed 27 October – 4 November 2025.

\*\*30-country average includes all countries that were in the 2024 and 2025 waves.

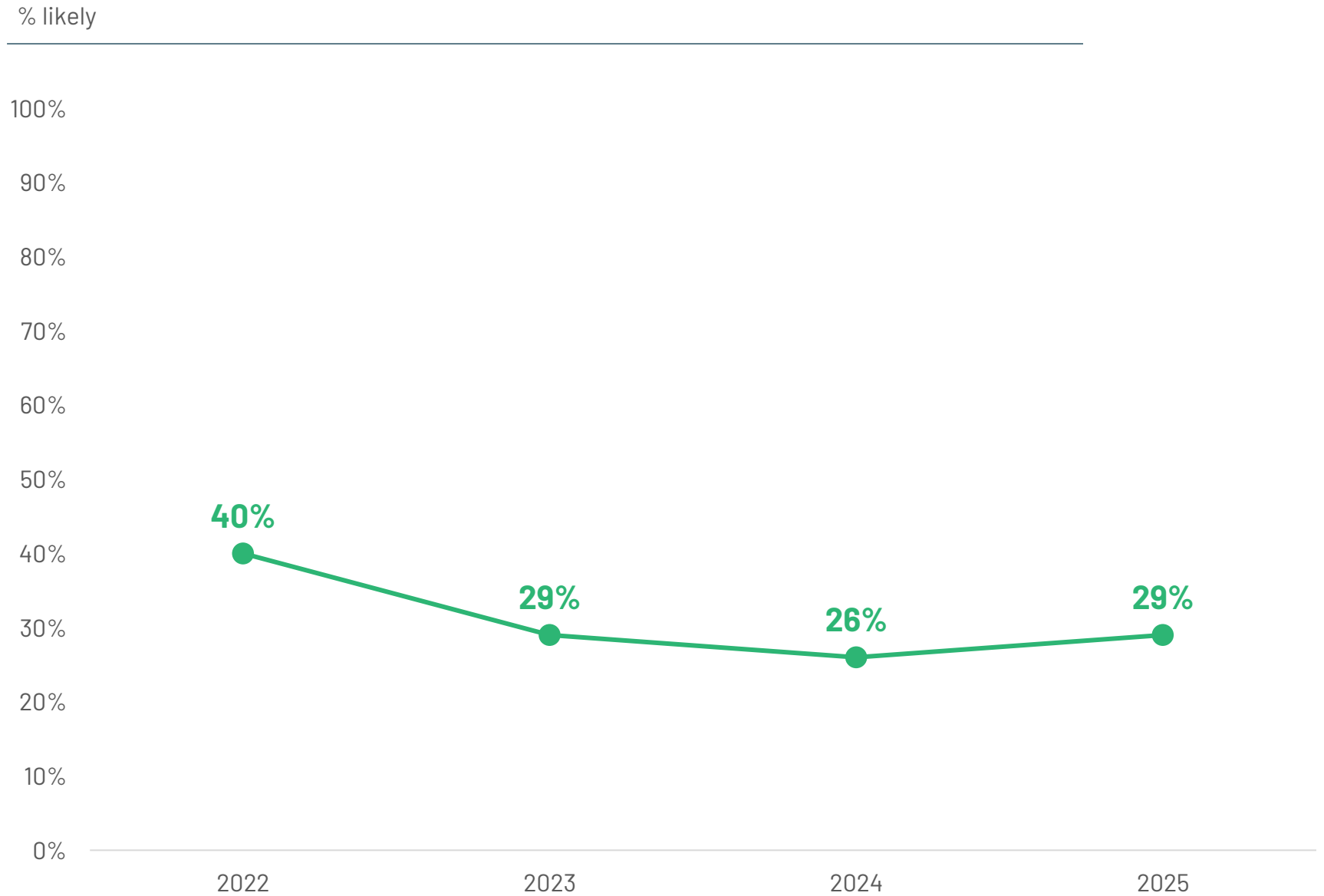


Q.

For each of the following, please tell me how likely or unlikely you think they are to happen...?

## The war in Ukraine will end in the year ahead

% likely (29-country average\*\*\*)



Base: 23,642 online adults under the age of 75 across 30 countries, interviewed 27 October – 4 November 2025.

\*\*\*29-country average includes countries that were in all waves of polling from 2022-2025.

Q.

For each of the following, please tell me how likely or unlikely you think they are to happen...?

## A major terrorist attack will be carried out in my country

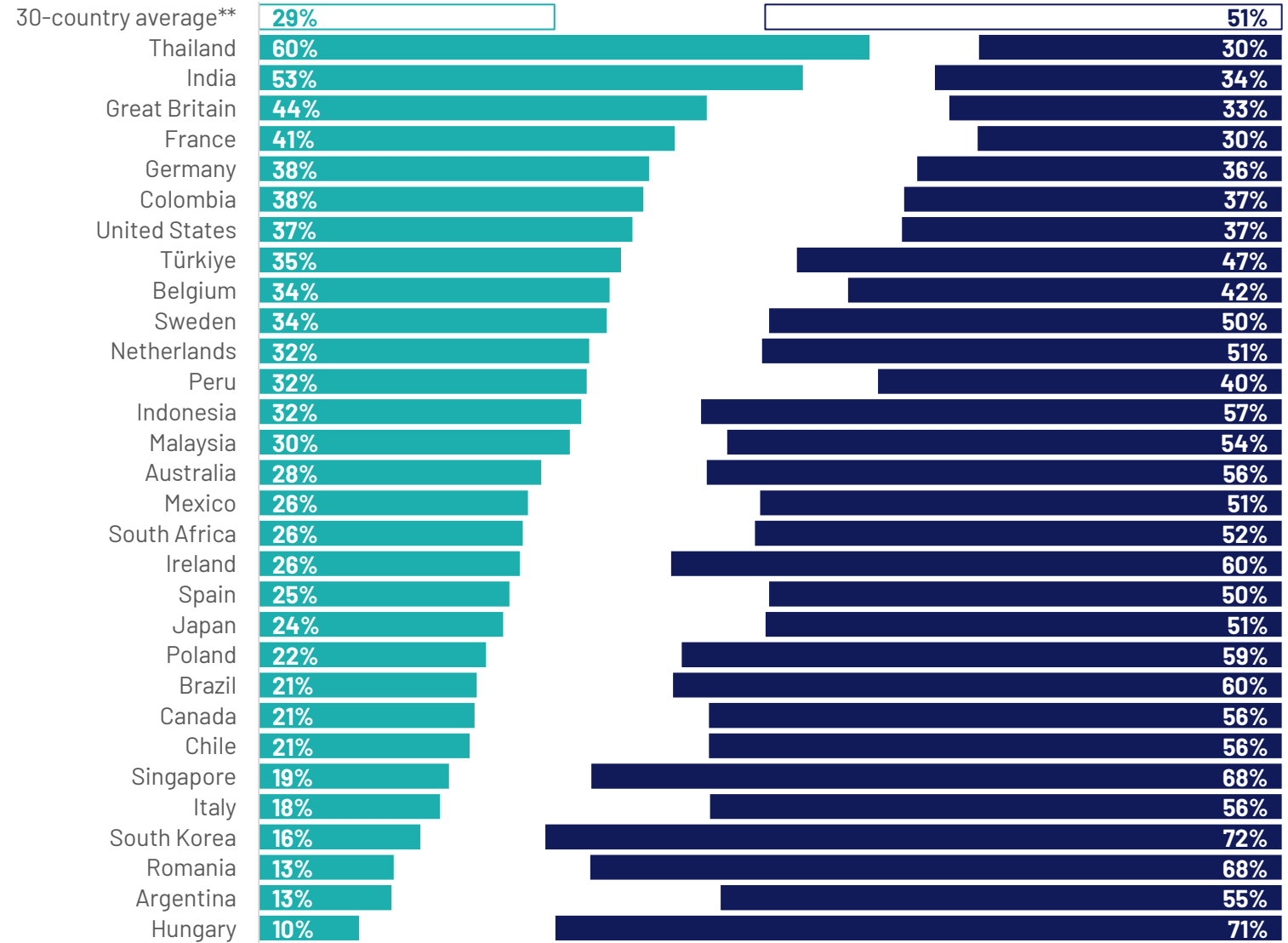
Base: 23,642 online adults under the age of 75 across 30 countries, interviewed 27 October – 4 November 2025.

\*\*30-country average includes all countries that were in the 2024 and 2025 waves.

Market

Likely

Unlikely



Q.

For each of the following, please tell me how likely or unlikely you think they are to happen...?

## U.S. President Donald Trump will win the Nobel Peace Prize

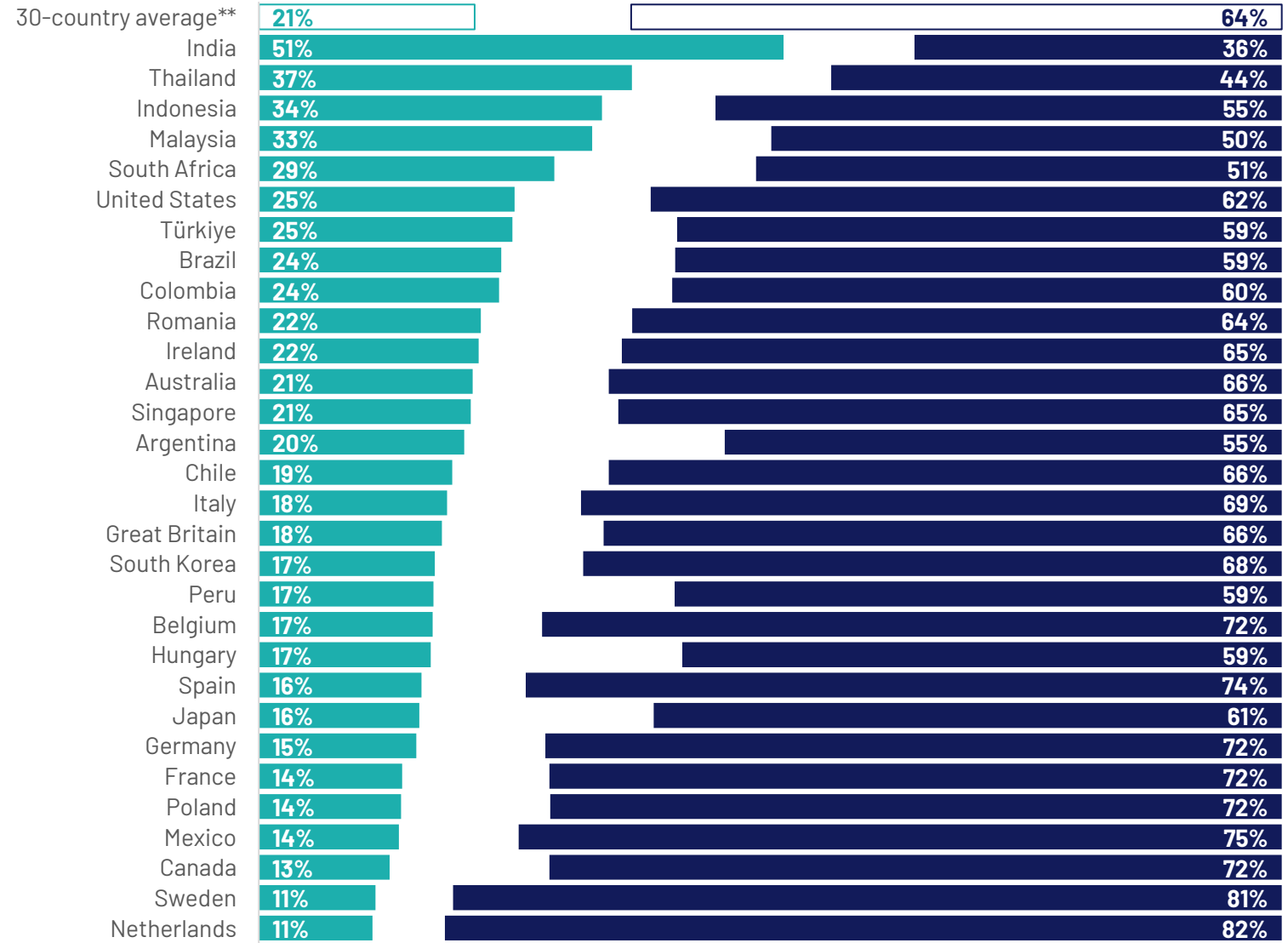
Base: 23,642 online adults under the age of 75 across 30 countries, interviewed 27 October – 4 November 2025.

\*\*30-country average includes all countries that were in the 2024 and 2025 waves.

Market

Likely

Unlikely





# Expectations for AI in 2026

# Q.

## Technology

For each of the following, please tell me how likely or unlikely you think they are to happen...?

30-country averages\*\*

Likely

Unlikely

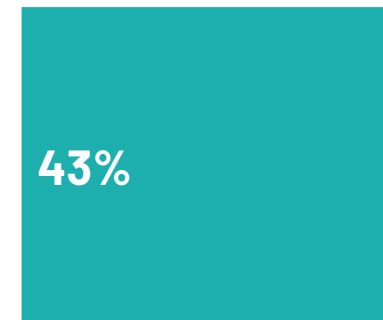
% Likely 2024

Artificial intelligence will lead to many new jobs being lost in [COUNTRY]



+3 pp  
64%

Artificial intelligence will lead to many new jobs being created in [COUNTRY]



+1 pp  
42%

Base: 23,642 online adults under the age of 75 across 30 countries, interviewed 27 October – 4 November 2025.

\*\*30-country average includes all countries that were in the 2024 and 2025 waves.

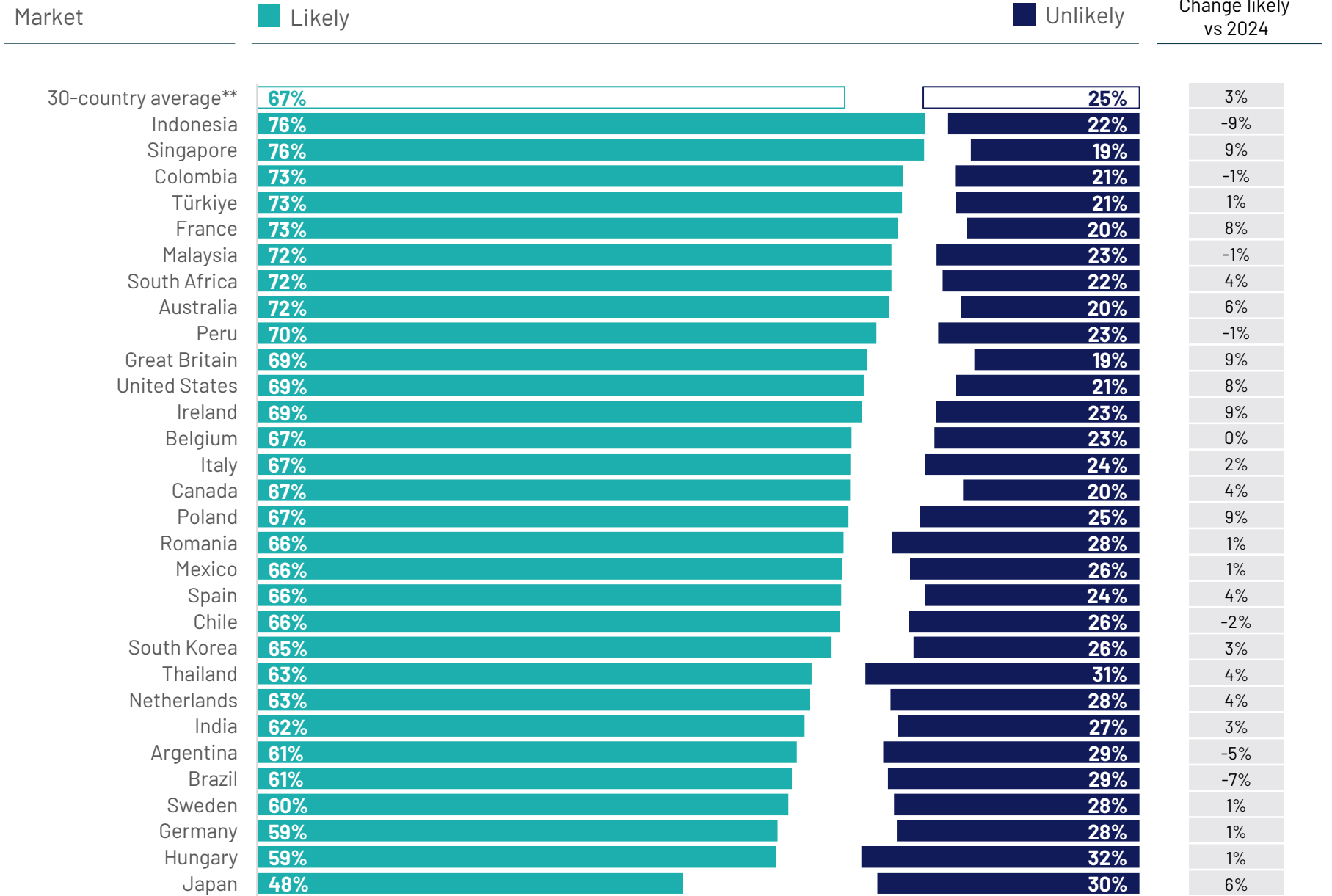
Q.

For each of the following, please tell me how likely or unlikely you think they are to happen...?

## Artificial intelligence will lead to many new jobs being lost in my country

Base: 23,642 online adults under the age of 75 across 30 countries, interviewed 27 October – 4 November 2025.

\*\*30-country average includes all countries that were in the 2024 and 2025 waves.



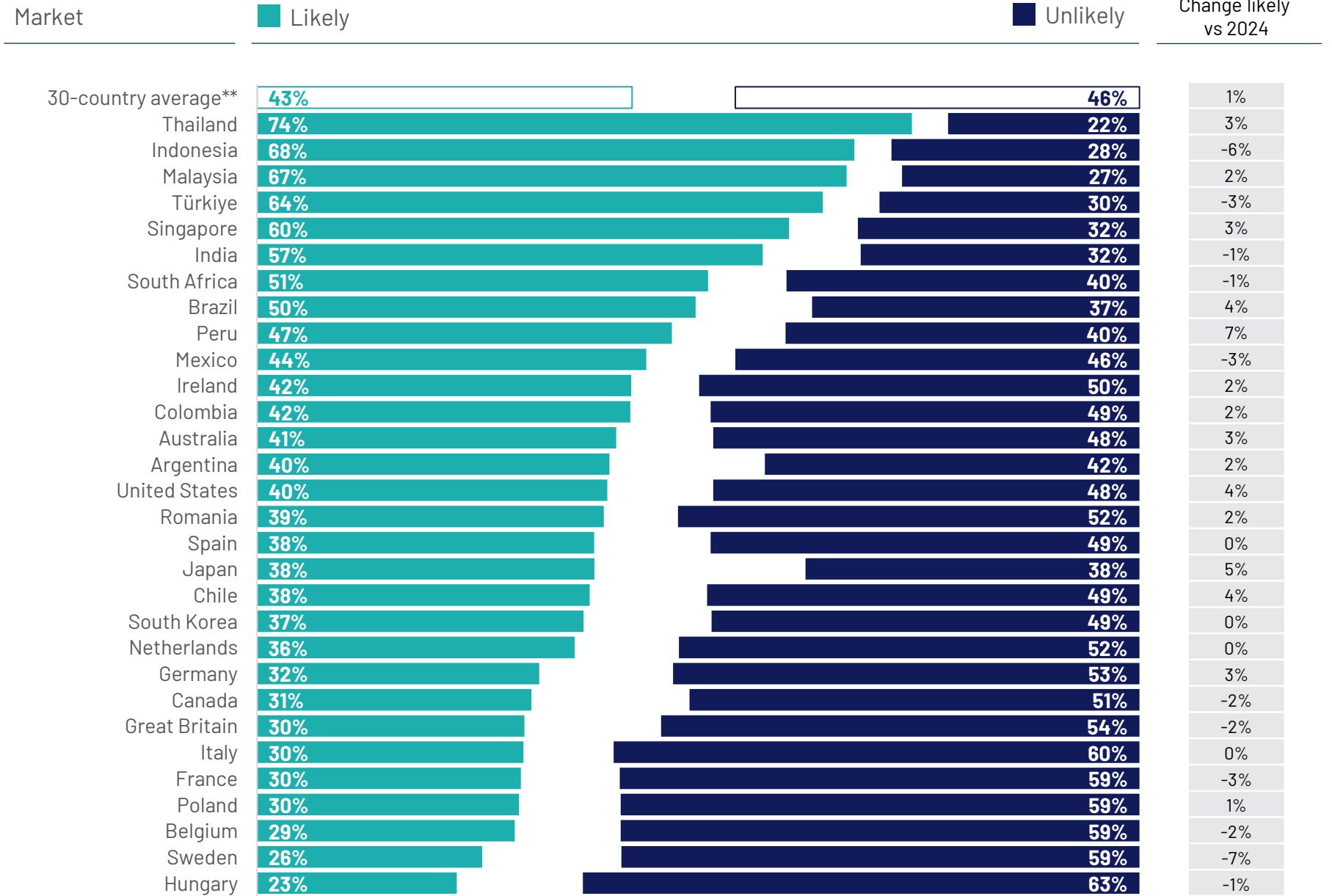
Q.

For each of the following, please tell me how likely or unlikely you think they are to happen...?

## Artificial intelligence will lead to many new jobs being created in my country

Base: 23,642 online adults under the age of 75 across 30 countries, interviewed 27 October – 4 November 2025.

\*\*30-country average includes all countries that were in the 2024 and 2025 waves.





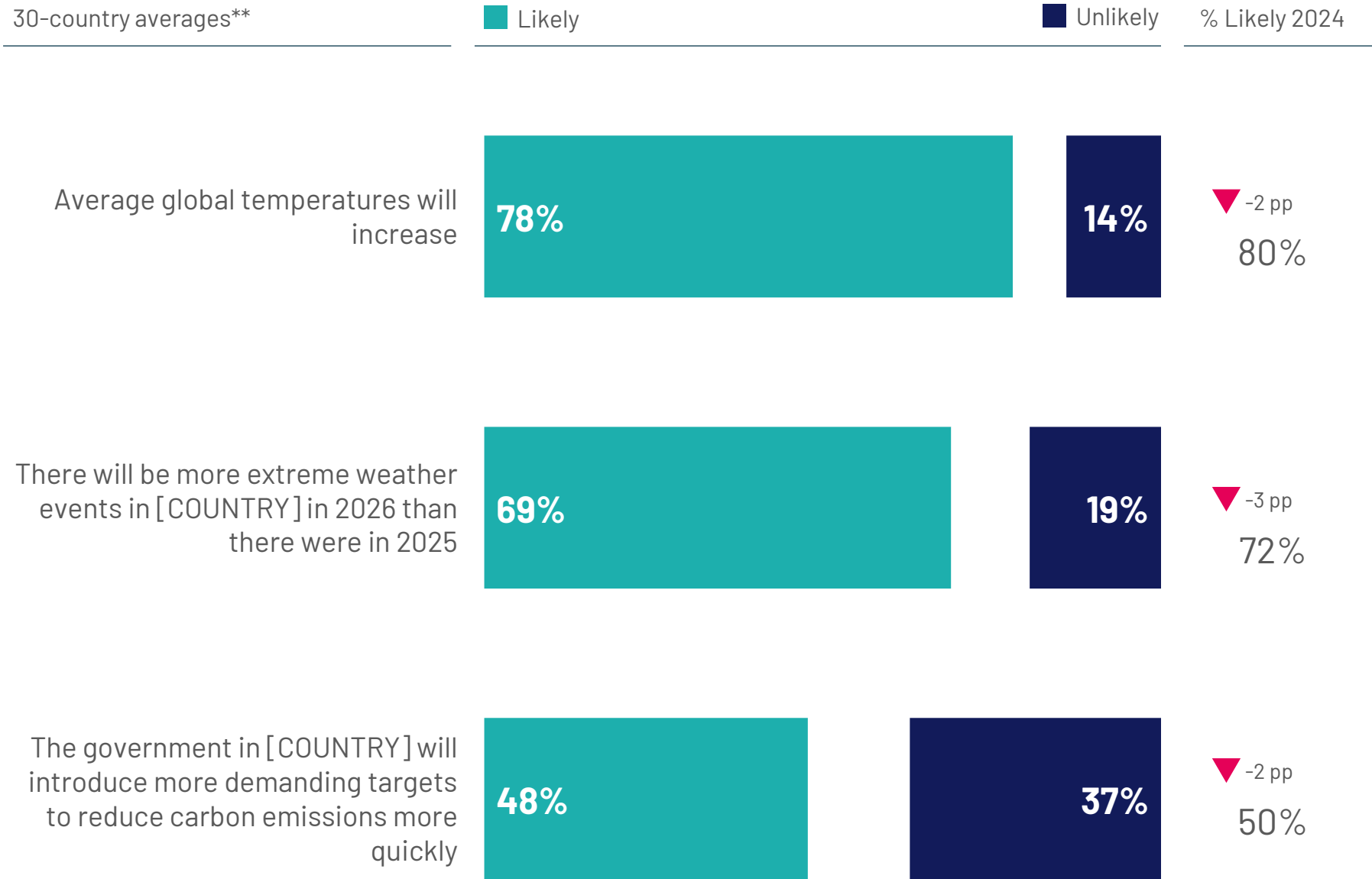
# Expectations for the Environment in 2026



Q.

# Environment

For each of the following, please tell me how likely or unlikely you think they are to happen...?



Base: 23,642 online adults under the age of 75 across 30 countries, interviewed 27 October – 4 November 2025.

\*\*30-country average includes all countries that were in the 2024 and 2025 waves.

Q.

For each of the following, please tell me how likely or unlikely you think they are to happen...?

## Average global temperatures will increase

Base: 23,642 online adults under the age of 75 across 30 countries, interviewed 27 October – 4 November 2025.

\*\*30-country average includes all countries that were in the 2024 and 2025 waves.

Market

Likely

Unlikely

Change likely vs 2024



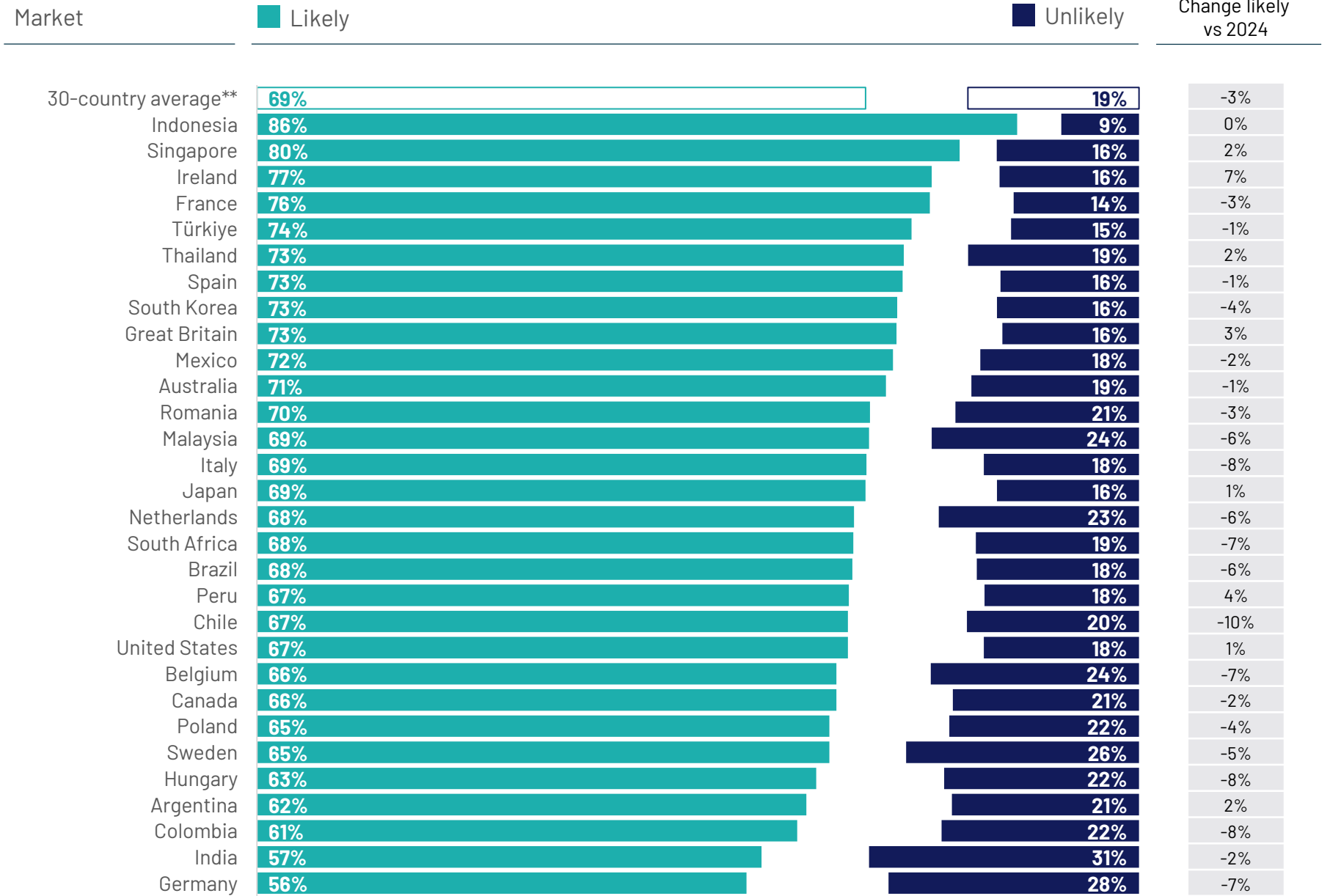
Q.

For each of the following, please tell me how likely or unlikely you think they are to happen...?

## There will be more extreme weather events in my country in 2026 than there were in 2025

Base: 23,642 online adults under the age of 75 across 30 countries, interviewed 27 October – 4 November 2025.

\*\*30-country average includes all countries that were in the 2024 and 2025 waves.





Q.

For each of the following, please tell me how likely or unlikely you think they are to happen...?

## The government in my country will introduce more demanding targets to reduce carbon emissions more quickly

Base: 23,642 online adults under the age of 75 across 30 countries, interviewed 27 October – 4 November 2025.

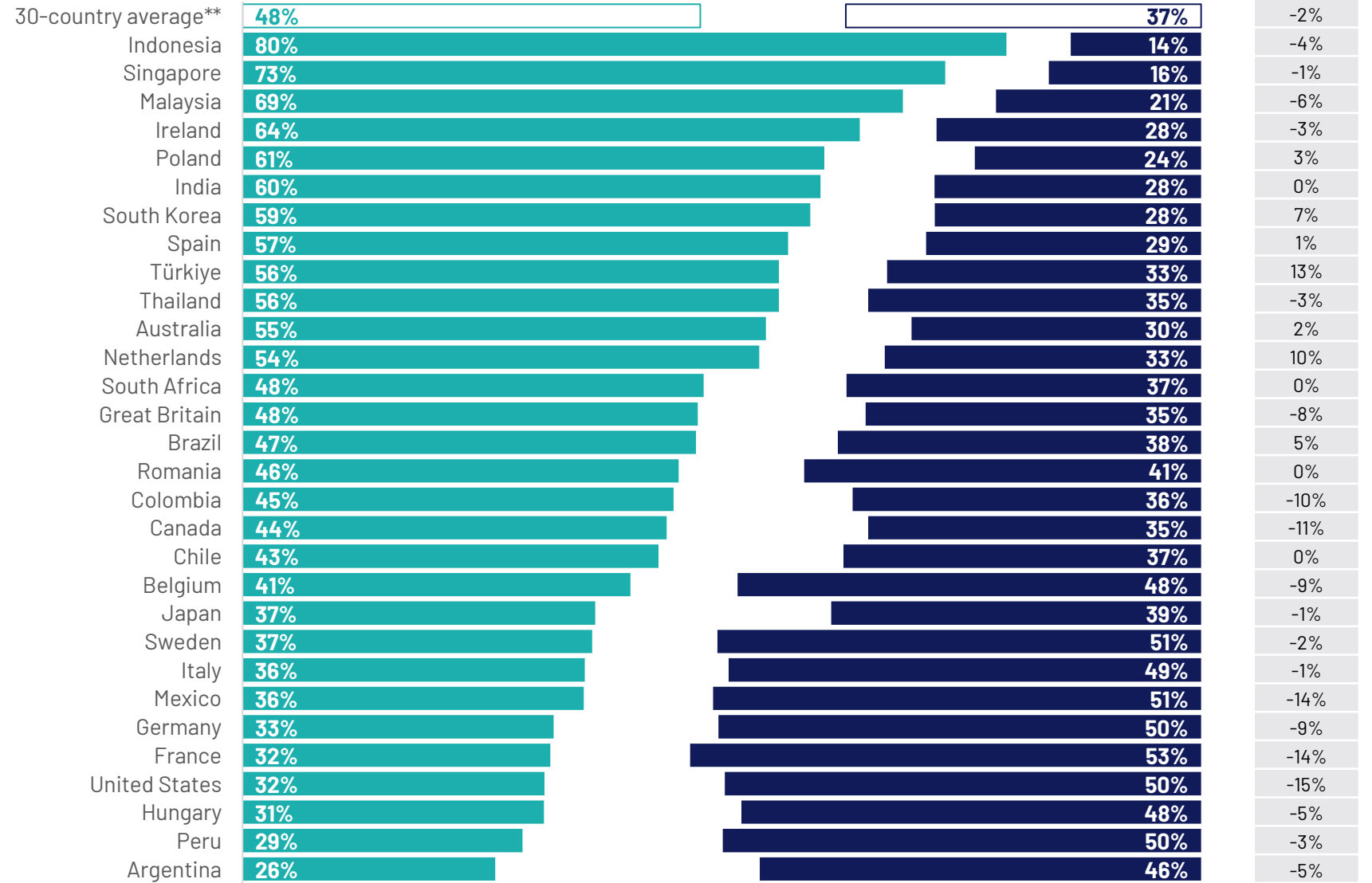
\*\*30-country average includes all countries that were in the 2024 and 2025 waves.

Market

Likely

Unlikely

Change likely vs 2024



# Methodology



# METHODOLOGY

These are the results of a 30-country survey conducted by Ipsos on its Global Advisor online platform and, in India, on its IndiaBus platform, between Friday, October 24, and Friday, November 7, 2025. For this survey, Ipsos interviewed a total of 23,642 adults aged 18 years and older in India, 18-74 in Canada, Republic of Ireland, Malaysia, South Africa, Türkiye, and the United States, 20-74 in Thailand, 21-74 in Indonesia and Singapore, and 16-74 in all other countries.

The sample consists of approximately 1,000 individuals each in Australia, Belgium, Brazil, Canada, France, Germany, Great Britain, Indonesia, Italy, Japan, Mexico, South Africa, Spain, and the U.S., and 500 individuals each in Argentina, Chile, Colombia, Hungary, Ireland, Malaysia, the Netherlands, Peru, Poland, Romania, Singapore, South Korea, Sweden, Thailand, and Türkiye. The sample in India consists of approximately 2,200 individuals, of whom approximately 1,800 were interviewed face-to-face and 400 were interviewed online.

Samples in Argentina, Australia, Belgium, Canada, France, Germany, Great Britain, Hungary, Italy, Japan, the Netherlands, Poland, South Korea, Spain, Sweden, and the U.S. can be considered representative of their general adult populations under the age of 75.

Samples in Brazil, Chile, Colombia, Indonesia, Ireland, Malaysia, Mexico, Peru, Romania, Singapore, South Africa, Thailand, and Türkiye are more urban, more educated, and/or more affluent than the general population. The survey results for these countries should be viewed as reflecting the views of the more “connected” segment of their population.

India’s sample represents a large subset of its urban population – social economic classes A, B and C in metros and tier 1-3 town classes across all four zones.

The data is weighted so that the composition of each country’s sample best reflects the demographic profile of the adult population according to the most recent census data. “The Global Country Average” reflects the average result for all the countries and

markets in which the survey was conducted. It has not been adjusted to the population size of each country or market and is not intended to suggest a total result.

When percentages do not sum up to 100 or the ‘difference’ appears to be +/-1 percentage point more/less than the actual result, this may be due to rounding, multiple responses, or the exclusion of “don’t know” or not stated responses.

The precision of Ipsos online polls is calculated using a credibility interval with a poll where N=1,000 being accurate to +/- 3.5 percentage points and of where N=500 being accurate to +/- 5.0 percentage points. For more information on Ipsos’ use of credibility intervals, please visit the Ipsos website.



# For more information

**Melissa Dunne**  
**Senior Data Journalist**  
Ipsos

[Melissa.Dunne@ipsos.com](mailto:Melissa.Dunne@ipsos.com)