

WHAT WORRIES THE WORLD?

December 2025

CONTENTS

1

Summary

2

2025 Key takeaways

3

Direction of travel

4

What worries: The full list

5

What worries:
Long-term trends

6

Economic focus

7

Methodology

What Worries the World?

Ipsos' What Worries the World survey tracks public opinion on the most important social and political issues across 30 countries today, drawing on over ten years of data to place the latest scores in context.

This **global summary report** presents the top concerns around the world, alongside whether people think things in their country are heading in the right or wrong direction.

Full breakdowns of findings for each country and each issue are also available on **www.ipsos.com**.

Please contact
Joseph.Nadler@ipsos.com
for more information.

December Headlines

01. Optimism in LATAM

This month, LATAM has experienced a surge in optimism, with five out of the six countries covered in our survey seeing an increase in the proportion believing their country is “heading in the right direction”.

In the wake of the first round of [voting on November 16th](#), Chile’s right direction score rose 10 percentage points (pp) to 42%, which is the highest it has been since April 2022 (also 42%). Similarly, Colombia’s level has increased 7pp to 40%, which hasn’t been as high since March 2023 (40% too). From a low base, Peru is up to a near three year high after optimism grew 3pp to 21%, the highest since January 2023 (21%). Furthermore, Mexico is up 6pp to 41% and Brazil is up slightly to 41%.

02. Climate change concern in Southeast Asia

After severe flooding caused by [Cyclone Ditwah](#) in parts of Southeast Asia, we see increased levels of worry in that region.

Thailand’s level of concern about climate change has risen 8pp to 26%, which is 11pp higher than this time last year.

Similarly, worry has risen 7pp in Malaysia to 16% saying they’re concerned, which is the highest it has been for the nation in eight years.

Indonesia’s score is only up marginally month-on-month to 19%. However, their level of worry is up 13pp since September 2025.

03. Healthcare worry falling

Across 30 countries, the proportion mentioning healthcare is 23%. This is down from its peak in February 2025 of 25%, which was the highest it has been since April 2020, when it was 28%.

In the US, concern about healthcare remains stable at three in 10 (31%), which is where it was in January of this year. However, the last time the level of worry was as high as the levels recorded this year was in the height of the pandemic in May 2020 (which recorded a score of 32%).

What Worries the World? DECEMBER 2025

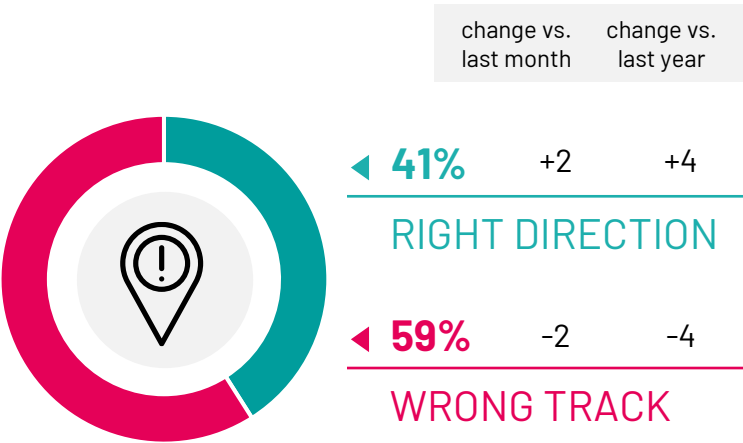
Top five worries

Q: Which three of the following topics do you find the most worrying in your country?

		change vs. last month	change vs. last year
Crime & violence	32%	-2	+1
Inflation	30%	=	-3
Poverty & social inequality	28%	=	-1
Unemployment	28%	=	+1
Financial/political corruption	27%	=	+1

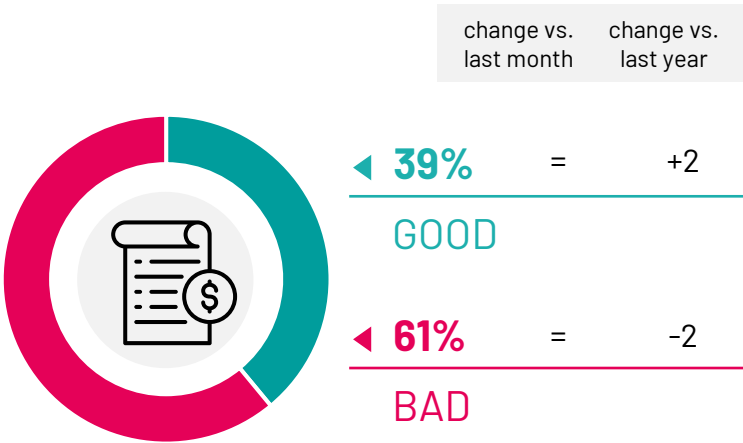
State of the country

Q: Generally speaking, would you say things in this country are heading in the right direction, or are they off on the wrong track?



State of the economy

Q: How would you describe the current economic situation in your country?



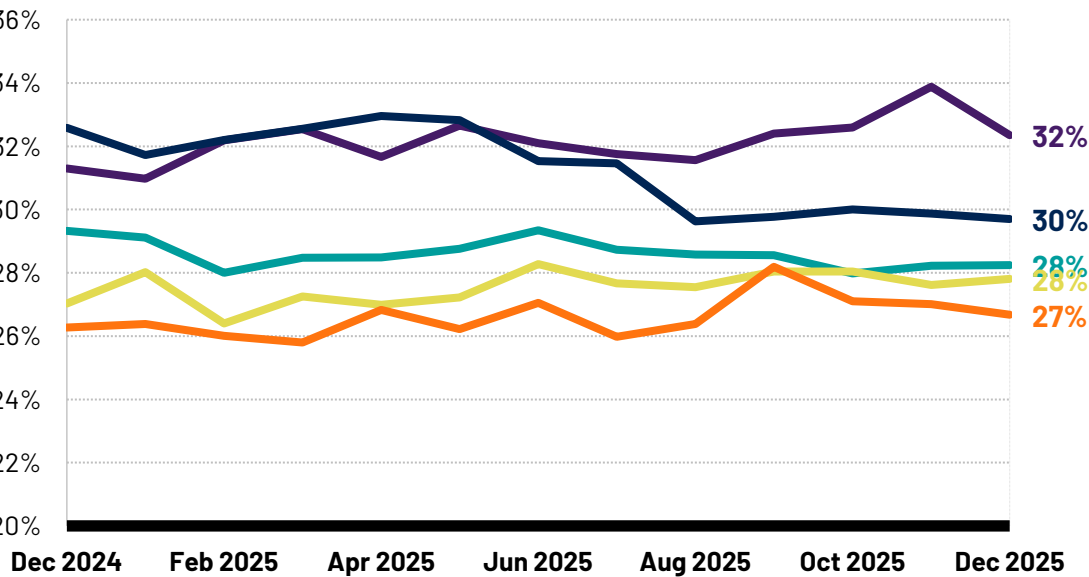
Base: Representative sample of 24,656 adults aged 16-74 in 30 participating countries, November 21st 2025 - December 5th 2025.

Source: Ipsos Global Advisor. Global score is a Global Country Average. See methodology for details. Filter: Country: World | Current Wave: Dec 25

What Worries the World? 12 MONTH TREND

Top five worries

Q: Which three of the following topics do you find the most worrying in your country?



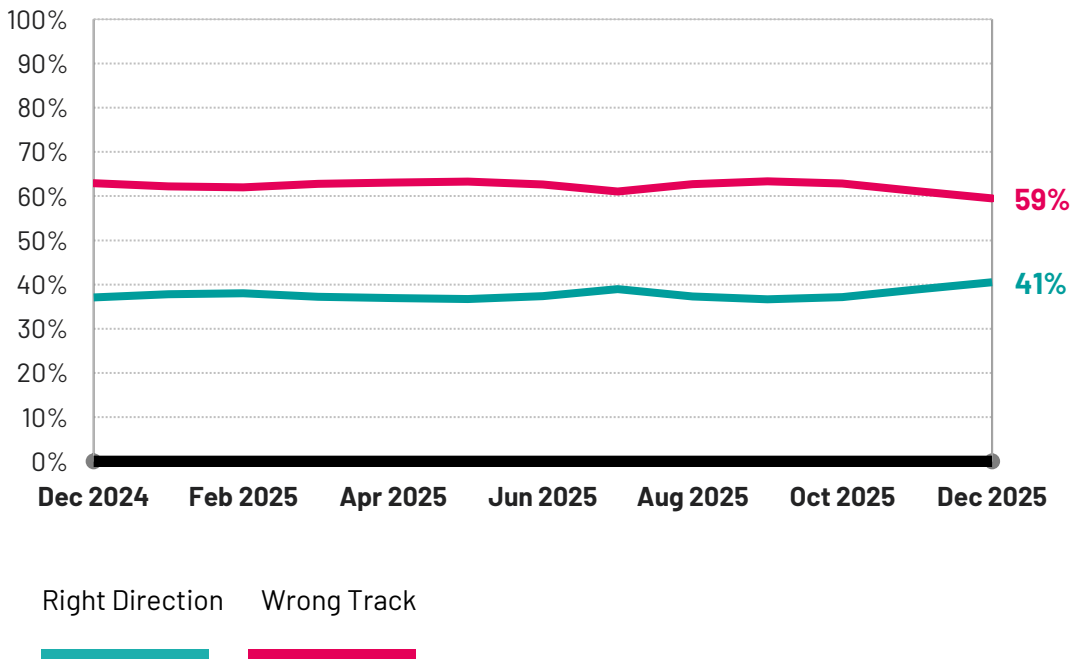
Crime **Inflation** **Inequality** **Jobs** **Corruption**

Base: Representative sample of 24,656 adults aged 16-74 in 30 participating countries, November 21st 2025 - December 5th 2025.

Source: Ipsos Global Advisor. Global score is a Global Country Average. See methodology for details. Filter: Country: World | Current Wave: Dec 25

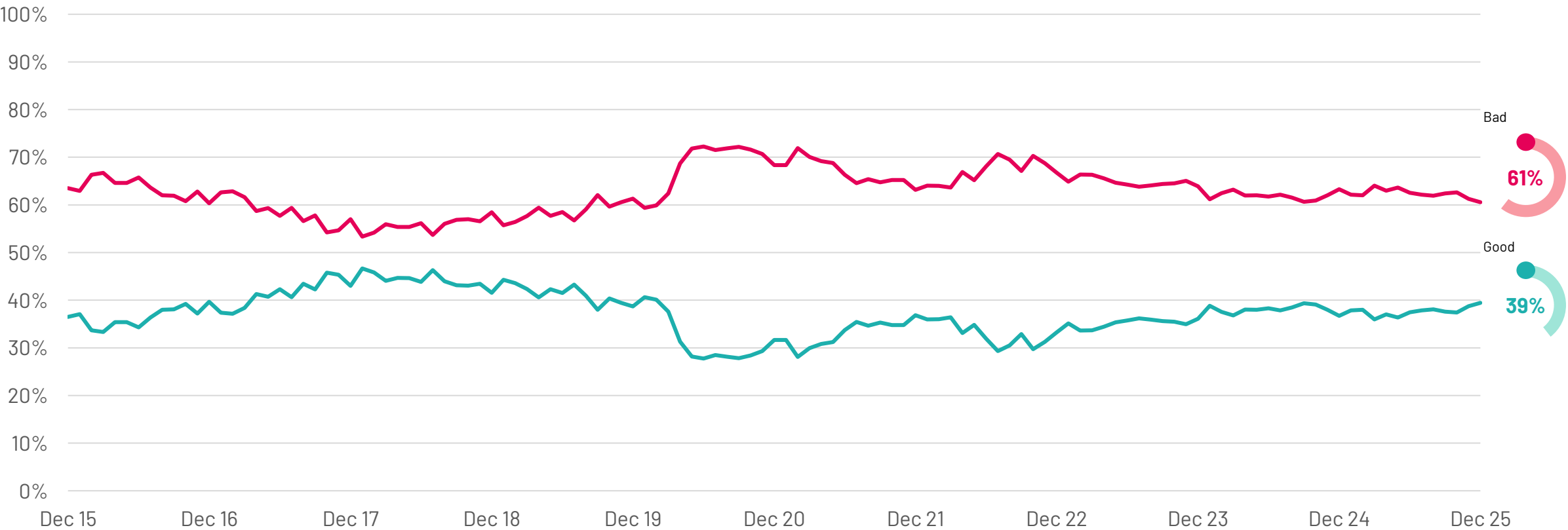
State of the country

Q: Generally speaking, would you say things in this country are heading in the right direction, or are they off on the wrong track?



Global: Current Economic Situation

Q: How would you describe the current economic situation in your country?
(% 'Very good' or 'Somewhat good' & 'Very bad' or 'Somewhat bad')



Base: Representative sample of 24,656 adults aged 16-74 in 30 participating countries, November 21st 2025 - December 5th 2025.

Source: Ipsos Global Advisor. Global score is a Global Country Average. See methodology for details. **Filter:** Country: World | Current Wave: Dec 25



2025 KEY TAKEAWAYS

A Stable Picture Overall: 2024-2025 Top Worries Across 30 Countries

December 2024

1. Inflation (32%)
2. Crime & violence (31%)
3. Poverty & social inequality (29%)
4. Unemployment (27%)
5. Financial/political corruption (27%)

December 2025

1. Crime & violence (32%)
2. Inflation (30%)
3. Poverty & social inequality (28%)
4. Unemployment (28%)
5. Financial/political corruption (27%)

2025 key takeaways

01. Country changes

On an average across the 30 countries, we haven't seen much year-on-year change across the 18 worries. However, when we look at select countries, we notice significant shifts. For instance, across several European nations, the proportion mentioning crime & violence has increased.

Worry levels in the Netherlands are up 11pp from last December, while Germany and Italy have seen concerns rise by 6pp and France is up 5pp.

The British have seen a shift in concerns, with worry about healthcare falling 7pp and immigration control worries up 10pp.

On the flip side, Americans' level of concern about healthcare has grown 8pp over the year.

02. Going in the right direction?

Across 30 countries, the proportion saying their country is "heading in the right direction" has risen 4pp to two-fifths (41%) since last December.

In December 2024, 22 out of 29 countries had a majority saying their country is heading the wrong direction. In December 2025, 23 out of 30 countries have a majority believing the same. Ireland was added to the survey during 2025, and so we now cover one additional country. South Korea has moved into the "right direction" camp and Mexico into the "wrong direction" camp over the year.

France is out in front when it comes to being the gloomiest nation; in September they recorded the lowest right direction score in 10 years of 9%. This month is at 10%.

03. Economic outlook

This December, across 30 countries, the proportion describing their country's economic situation as "good" sits at 39%. This month's score is now the same as December 2019, just before the pandemic.

Several countries have struggled to return to their pre-pandemic levels, notably in the G7, where all but Italy have yet to recover.

This month, only six countries have a majority saying their nation's economy is "good" (vs. five in December 2024). A number of these countries are from APAC: Singapore (78%), Malaysia (74%), India (73%), Netherlands (63%), Indonesia (52%), & Ireland (51%). For more on economic outlook, read the latest [Consumer Confidence Index](#).

Right Direction Change

December 2024 –
December 2025

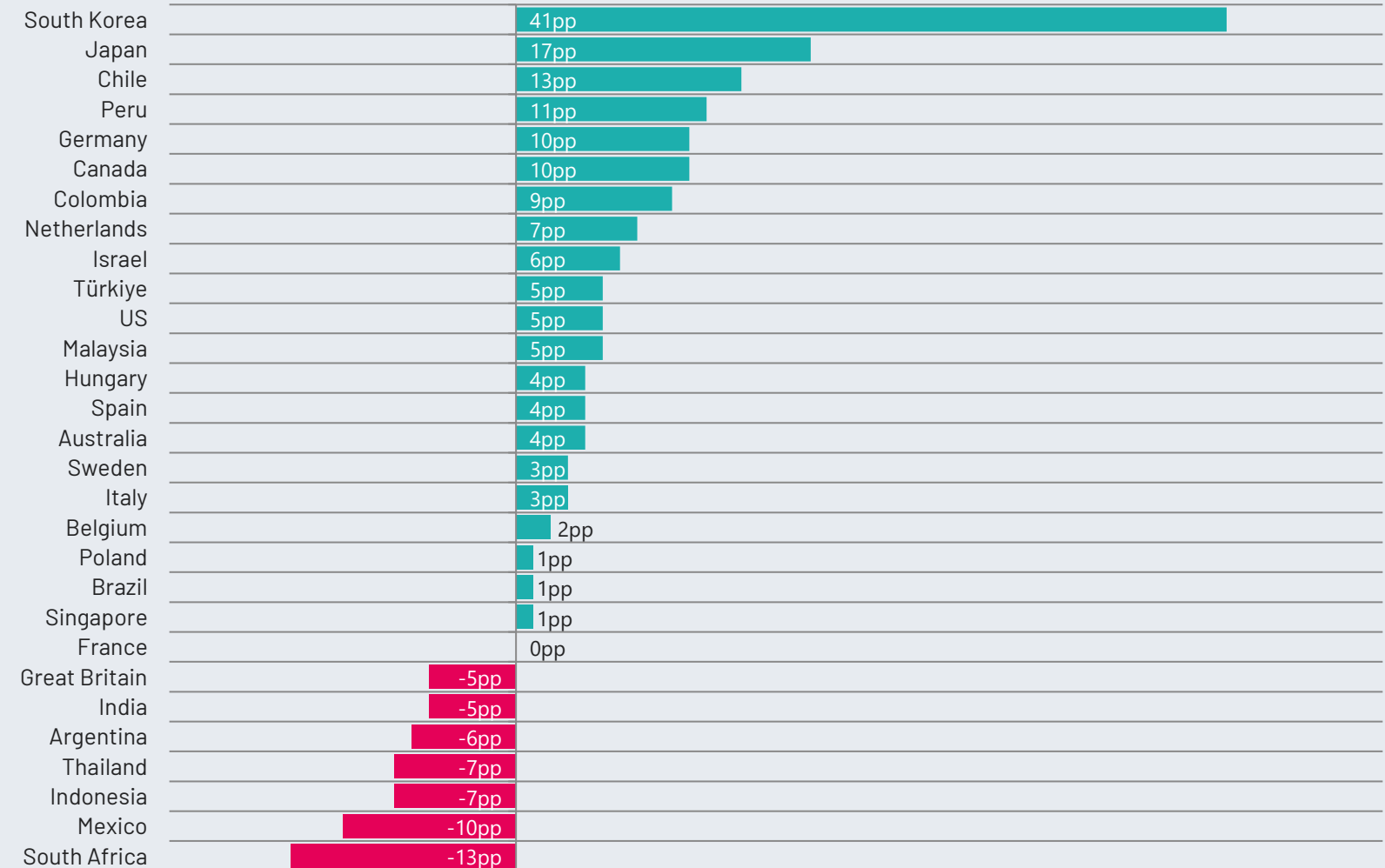
Please note, Ireland is not listed as they were added mid-2025.

2025 Base: Representative sample of 24,656 adults aged 16-74 in 30 participating countries, November 21st 2025 – December 5th 2025.

2024 Base: Representative sample of 23,287 adults aged 16-74 in 29 participating countries, November 22nd 2024 – December 6th 2024.

Source: Ipsos Global Advisor. Global score is a Global Country Average. See methodology for details.

Q: Would you say things in this country are heading in the right direction, or are they off on the wrong track? Right direction



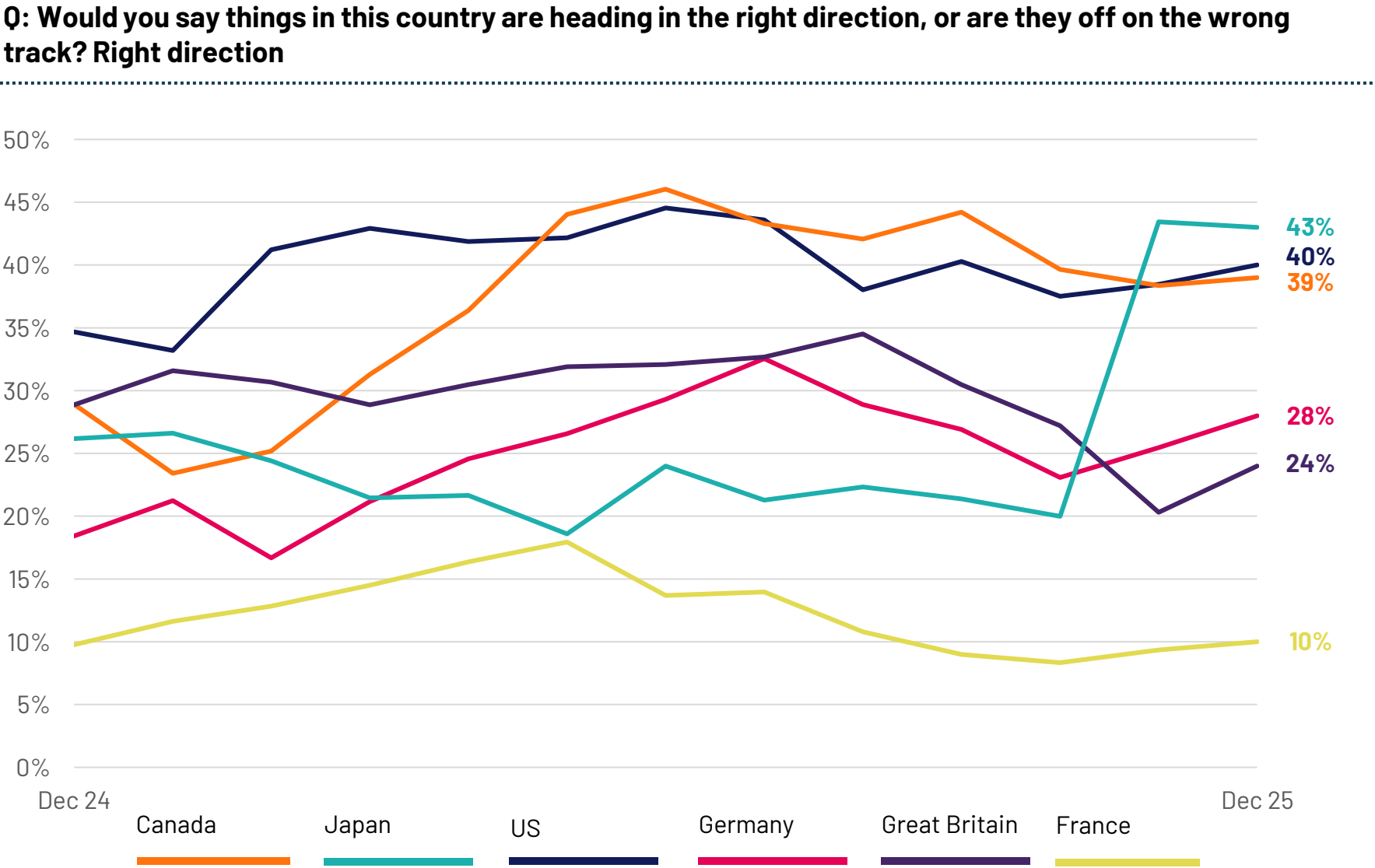
Right Direction Change

December 2024 –
December 2025
Selected countries

2025 Base: Representative sample of 24,656 adults aged 16-74 in 30 participating countries, November 21st 2025 – December 5th 2025.

2024 Base: Representative sample of 23,287 adults aged 16-74 in 29 participating countries, November 22nd 2024 – December 6th 2024.

Source: Ipsos Global Advisor. Global score is a Global Country Average. See methodology for details.



Economic Situation Change

December 2024 –
December 2025

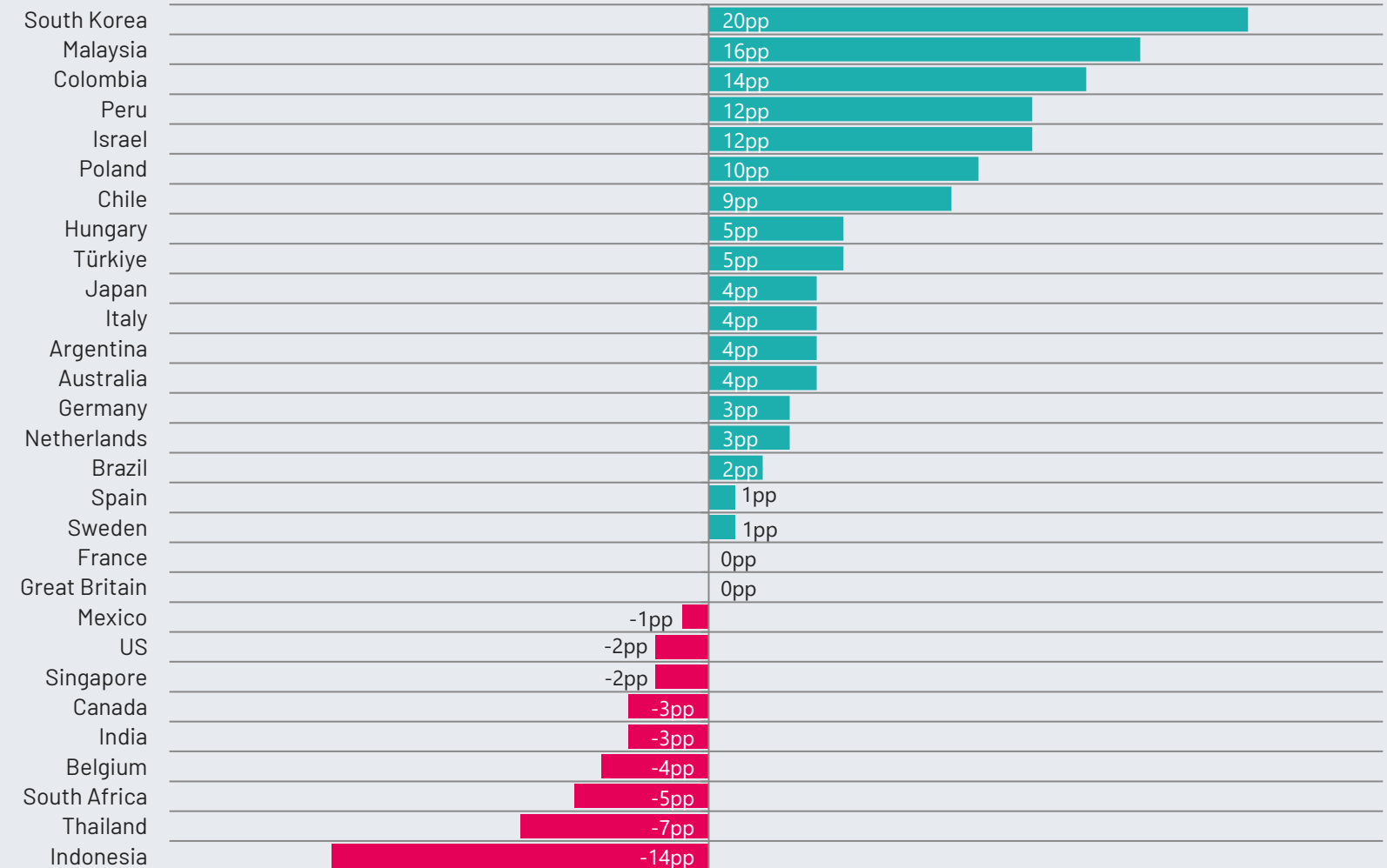
Please note, Ireland is not listed as they were added mid-2025.

2025 Base: Representative sample of 24,656 adults aged 16-74 in 30 participating countries, November 21st 2025 – December 5th 2025.

2024 Base: Representative sample of 23,287 adults aged 16-74 in 29 participating countries, November 22nd 2024 – December 6th 2024.

Source: Ipsos Global Advisor. Global score is a Global Country Average. See methodology for details.

Q: How would you describe the current economic situation in your country? Net “good”



Current Economic Situation

December 2024 –
December 2025

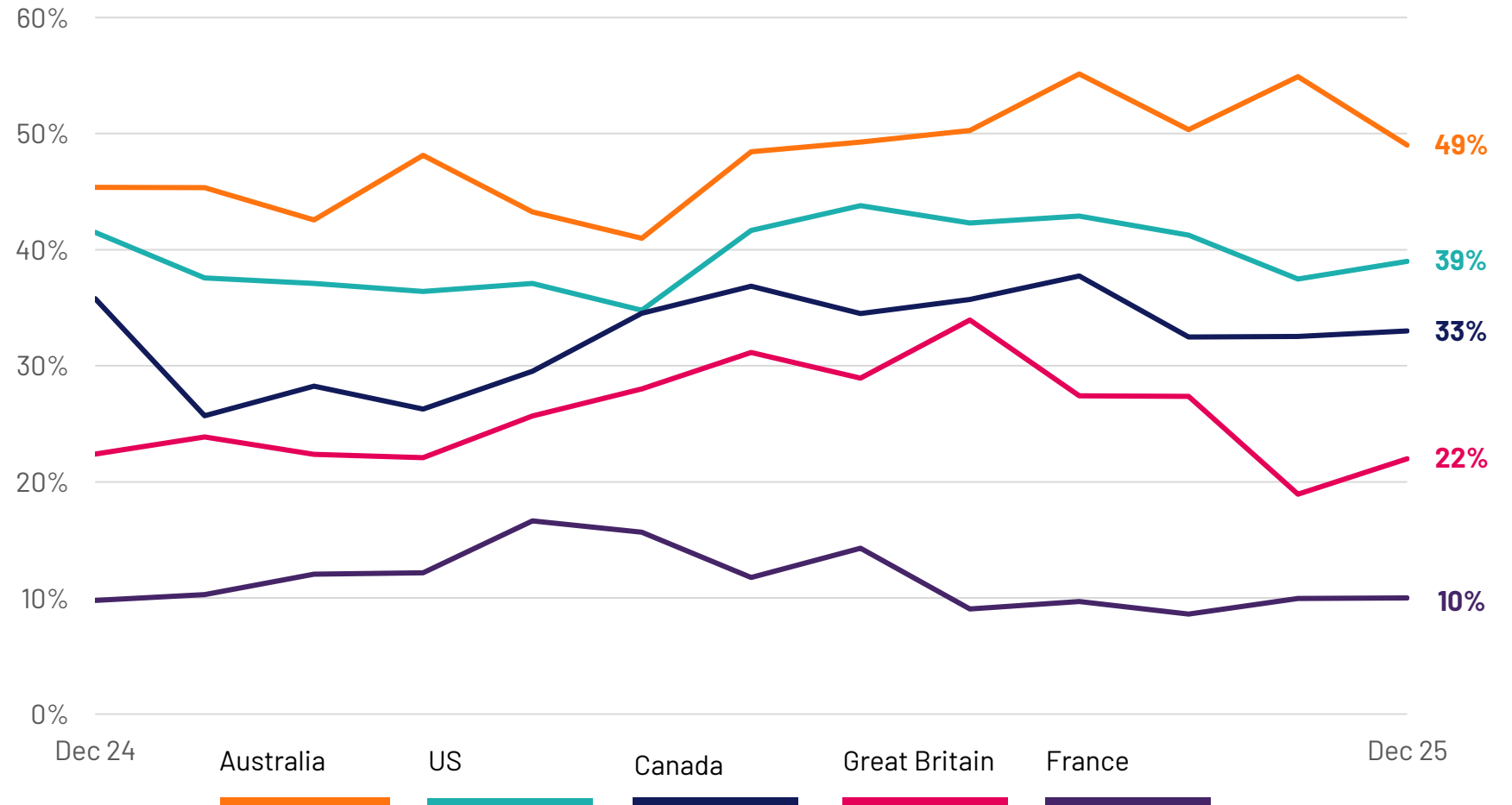
Selected countries

2025 Base: Representative sample of 24,656 adults aged 16-74 in 30 participating countries, November 21st 2025 – December 5th 2025.

2024 Base: Representative sample of 23,287 adults aged 16-74 in 29 participating countries, November 22nd 2024 – December 6th 2024.

Source: Ipsos Global Advisor. Global score is a Global Country Average. See methodology for details.

Q: How would you describe the current economic situation in your country? Net “good”



DIRECTION OF TRAVEL

All countries

Right vs. Wrong Direction Monitor

Base: Representative sample of 24,656 adults aged 16-74 in 30 participating countries, November 21st 2025 - December 5th 2025.

Source: Ipsos Global Advisor. Global score is a Global Country Average. See methodology for details.

The proportion across 30 countries saying their nation is “heading in the right direction” has increased over the month by 2pp to two-fifths (41%). This is the highest it has been since January 2024 (also 41%).

This month, LATAM has experienced a surge in optimism, with five of the six countries in our survey seeing an increase in the proportion believing their country is on the right track. After the [first round of voting on November 16th](#), Chile’s right direction score

rose 10pp to 42%, which is the highest it has been since April 2022 (also 42%). Similarly, Colombia’s level has increased 7pp to 40%, which hasn’t been seen since March 2023 (40% too). And people in Peru are feeling a near three-year high after optimism grew 3pp to 21%, the highest since January 2023 (21%). Furthermore, Mexico is up 6pp to 41% and Brazil is up slightly to 41%.

41%

across 30 countries say their nation is “heading in the right direction”

Right vs. Wrong Direction Monitor

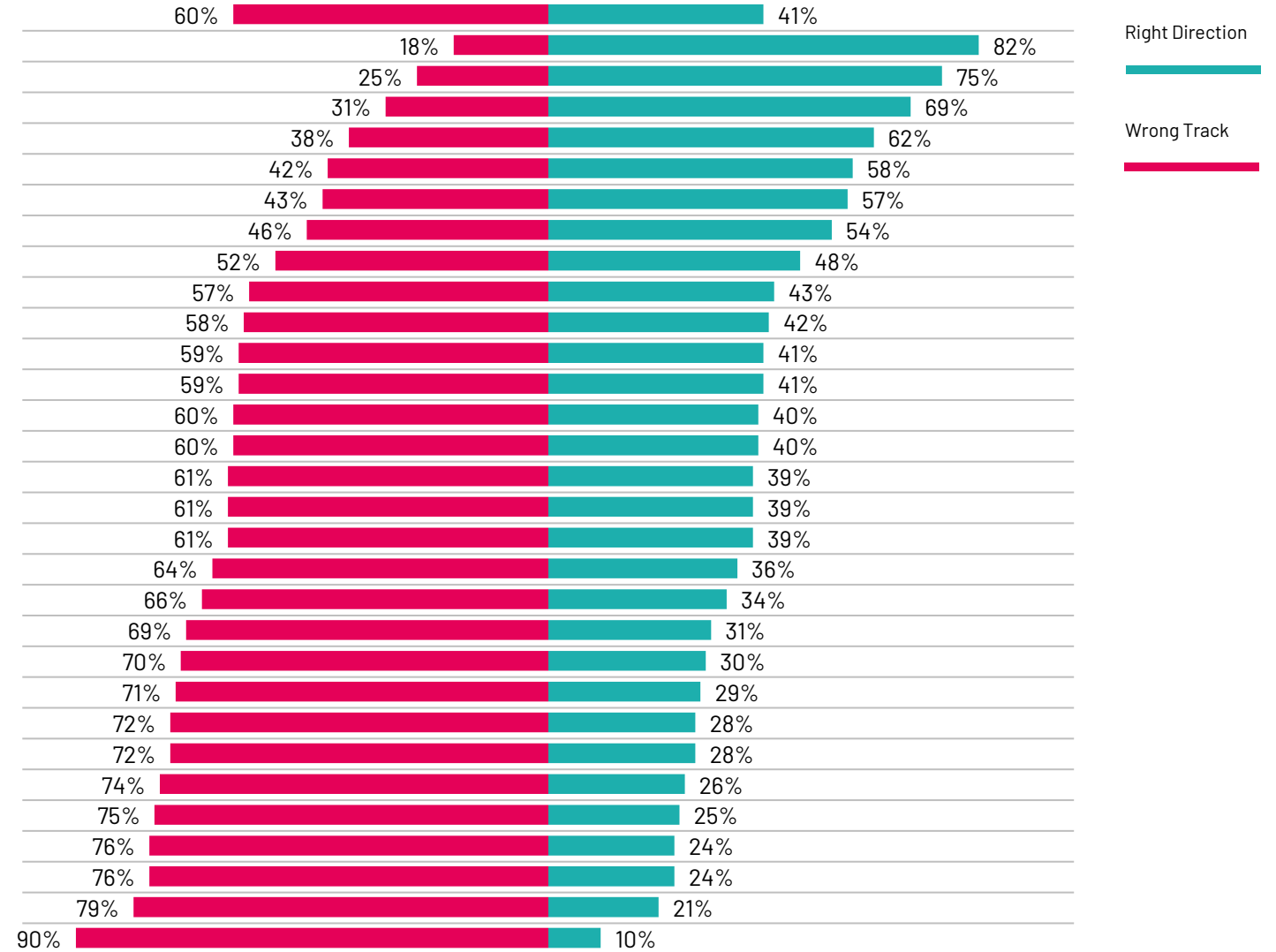
Base: Representative sample of 24,656 adults aged 16-74 in 30 participating countries, November 21st 2025 - December 5th 2025.

Source: Ipsos Global Advisor. Global score is a Global Country Average. See methodology for details. **Filter:** Country: World | Current Wave: Dec 25

Country

World
Singapore
Indonesia
Malaysia
India
South Korea
Argentina
Thailand
Australia
Japan
Chile
Mexico
Brazil
Colombia
US
Ireland
Poland
Canada
Spain
Israel
Italy
Belgium
Sweden
Netherlands
Germany
Türkiye
South Africa
Great Britain
Hungary
Peru
France

Q: Would you say things in this country are heading in the right direction, or are they off on the wrong track? (December 2025)



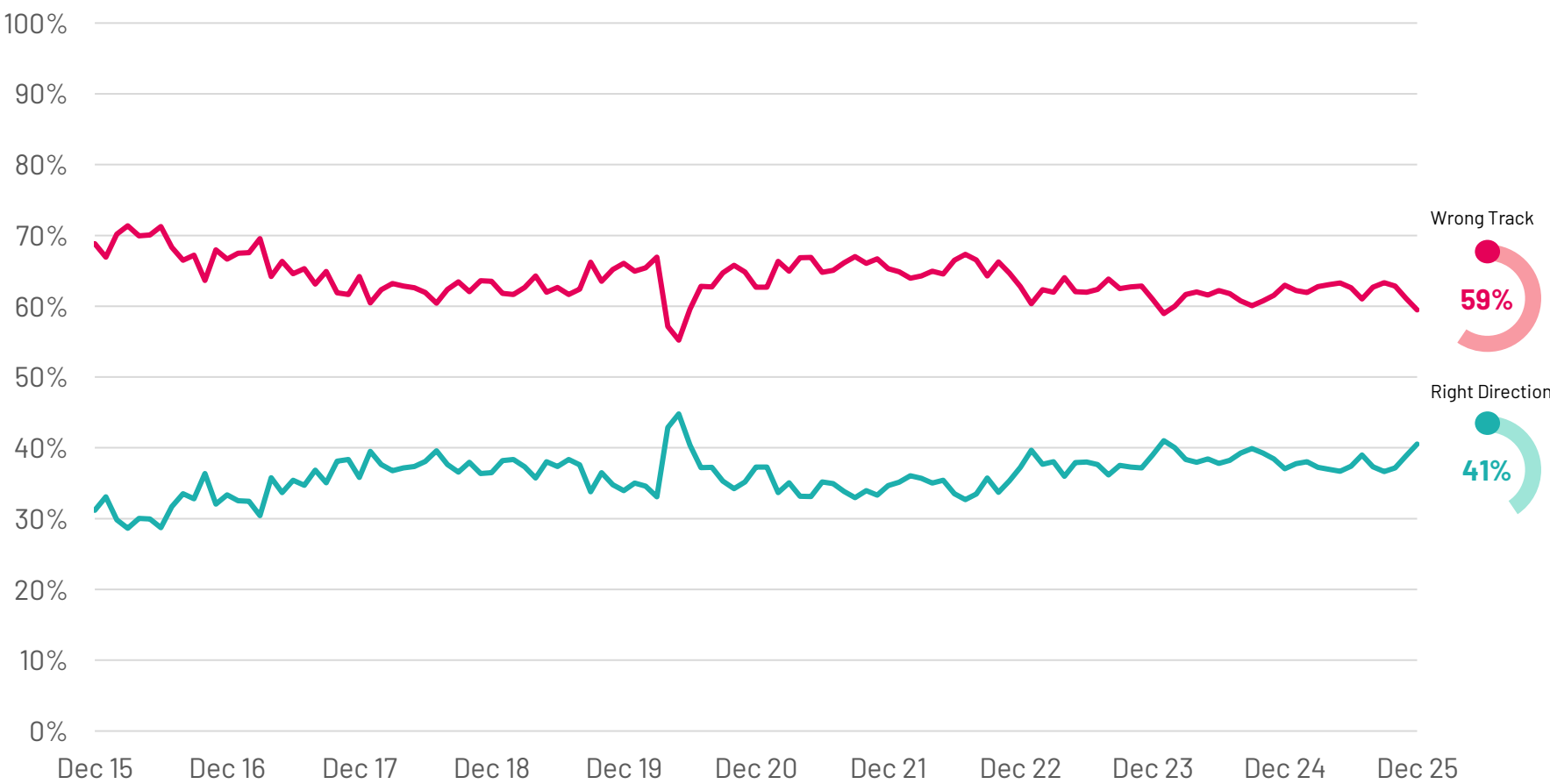
Global Right/Wrong Direction

Global country average score

Base: Representative sample of 24,656 adults aged 16-74 in 30 participating countries, November 21st 2025 - December 5th 2025.

Source: Ipsos Global Advisor. Global score is a Global Country Average. See methodology for details.

Q: Would you say things in this country are heading in the right direction, or are they off on the wrong track?



WHAT WORRIES THE WORLD?

Top issues ranked

World Worries: Full List

Base: Representative sample of 24,656 adults aged 16-74 in 30 participating countries, November 21st 2025 - December 5th 2025.

Source: Ipsos Global Advisor. Global score is a Global Country Average. See methodology for details. **Filter:** Country: World | Current Wave: Dec 25

Last month, crime & violence recorded the highest level of worry since September 2019. This month, however, the level of concern across 30 countries has decreased 2pp to 32%. It remains the number one concern overall, however, as it has been for the last five months.

In January 2025, mentions of crime & violence was at 31% and inflation was 32%. Concern about rising prices has remained at around a third (30%) throughout the year.

Healthcare has been sitting in sixth place for a while now. In

February 2025, it reached a record high, with of 25% concerned, but has since been tailing off and now stands at 23%.

Meanwhile, worry about immigration control now sits at 18% after reaching a new milestone of 19% last month. In January of this year concern was at 16%.

The following slides are a selection of highlighted worries. If there any that aren't shown here that you would like to see, please contact:

Joseph.Nadler@ipsos.com.

32%

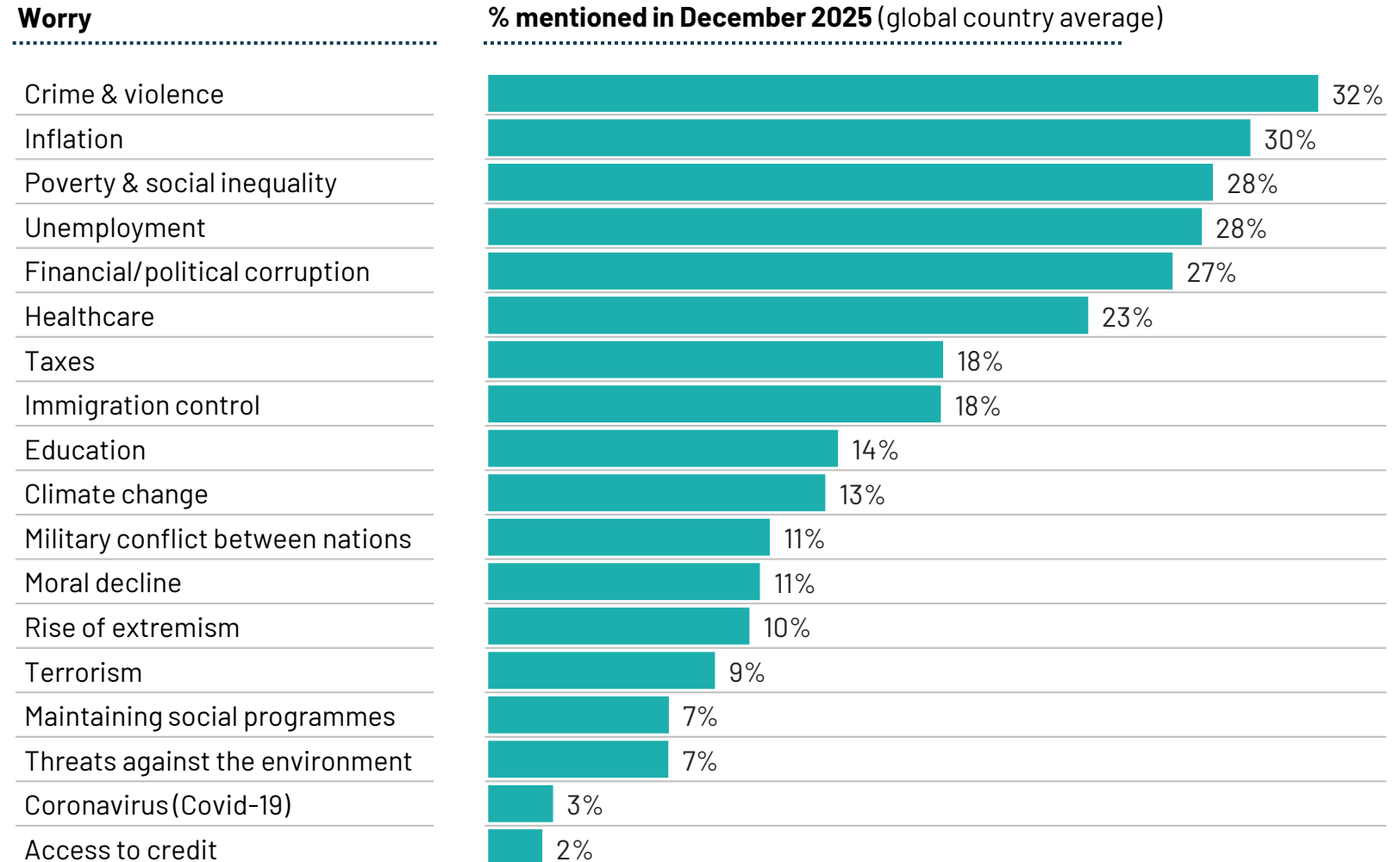
across 30 countries mention crime & violence as one of the main issues facing their nation

World Worries: Full List

Base: Representative sample of 24,656 adults aged 16-74 in 30 participating countries, November 21st 2025 - December 5th 2025.

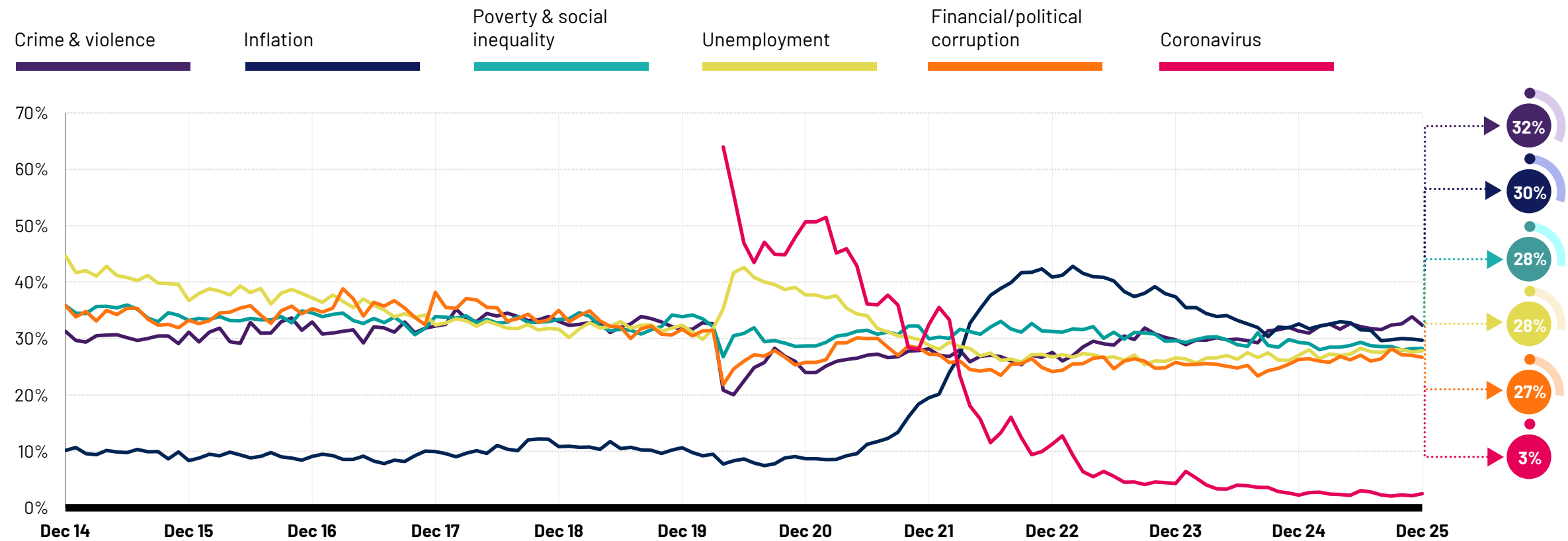
Source: Ipsos Global Advisor. Global score is a Global Country Average. See methodology for details. **Filter:** Country: World | Current Wave: Dec 25

Q: Which three of the following topics do you find the most worrying in your country?



World Worries: Long-Term Trend

Q: Which three of the following topics do you find the most worrying in your country? Global country average



Base: Representative sample of 24,656 adults aged 16-74 in 30 participating countries, November 21st 2025 - December 5th 2025.

Source: Ipsos Global Advisor. Global score is a Global Country Average. See methodology for details. Filter: Country: World | Current Wave: Dec 25



1. Crime & Violence

Base: Representative sample of 24,656 adults aged 16-74 in 30 participating countries, November 21st 2025 - December 5th 2025.

Source: Ipsos Global Advisor. Global score is a Global Country Average. See methodology for details.

Across 30 countries, the proportion mentioning crime & violence has fallen from its peak last month to 32%. Over 2025, we have seen a slight increase in concern about crime, while worry about inflation has plateaued.

The proportion of Italians expressing concern about crime has risen 3pp from last month to 38%, which is 10pp higher than this time last year and is now the highest level in 10 years for the nation. It is now their primary worry, overtaking healthcare.

Peru's level of concern has fallen

since last month to two-thirds (66%). Peru has had crime as their top issue since September 2024.

Countries where CRIME & VIOLENCE is the #1 concern:

- Peru (66%)
- Mexico (61%)
- Sweden (60%)
- Chile (59%)
- Brazil (45%)
- Colombia (41%)
- Italy (38%)
- France (37%)

32%

say **crime & violence** is one of the key issues facing their country

1. Crime & Violence

Base: Representative sample of 24,656 adults aged 16-74 in 30 participating countries, November 21st 2025 - December 5th 2025.

Source: Ipsos Global Advisor. Global score is a Global Country Average. See methodology for details. **Filter:** Country: World | Current Wave: Dec 25

Country	% choosing crime & violence as a worry	Change from 12-month	
		last month	change
World	32%	-2	+1
Peru	66%	-4	+1
Mexico	61%	+1	+2
Sweden	60%	+2	+3
Chile	59%	-2	-5
South Africa	55%	-1	+1
Brazil	45%	-7	+4
Argentina	44%	-2	=
Colombia	41%	+3	-3
Israel	38%	+2	+10
Italy	38%	+3	+6
Australia	37%	-2	+3
France	37%	+1	+5
Türkiye	33%	-1	+4
Netherlands	33%	+5	+11
Germany	31%	+3	+6
Ireland	31%	-5	+3
Malaysia	26%	-12	-1
Thailand	24%	-3	=
US	24%	-4	-4
Belgium	23%	-5	-3
India	22%	+2	-3
Great Britain	21%	-8	-5
Spain	20%	+1	+2
Indonesia	20%	+1	+1
Canada	18%	-4	-4
South Korea	18%	-5	+4
Japan	18%	-4	-10
Hungary	11%	+4	+3
Poland	11%	+1	+4
Singapore	8%	-3	-2

2. Inflation

Base: Representative sample of 24,656 adults aged 16-74 in 30 participating countries, November 21st 2025 - December 5th 2025.

Source: Ipsos Global Advisor. Global score is a Global Country Average. See methodology for details.

The proportion across 30 countries mentioning inflation remains at three in 10 (30%) this month. Concern about inflation has been falling gradually over the year – in December 2024 it was at 33%.

Amid talks of [cutting interest rates](#), concern about inflation has increased significantly in India. The proportion expressing worry has risen 12pp to 46%. However, it's difficult to interpret the significance as concern for rising prices fluctuates a lot in India.

In Singapore, concern has dropped 7pp to 52% saying they're worried. This is the lowest it has been since September 2024 (47%).

Countries where INFLATION is the #1 concern:

- Türkiye (50%)
- Australia (40%)
- India (46%)
- Japan (31%)
- Canada (45%)
- US (41%)

30%

say **inflation** is one of the key issues facing their country

2. Inflation

Base: Representative sample of 24,656 adults aged 16-74 in 30 participating countries, November 21st 2025 - December 5th 2025.

Source: Ipsos Global Advisor. Global score is a Global Country Average. See methodology for details. **Filter:** Country: World | Current Wave: Dec 25

Country	% choosing inflation as a worry	Change from 12-month	
		last month	change
World	30%	=	-3
Singapore	52%	-7	-8
Türkiye	50%	=	-1
India	46%	+12	+1
Canada	45%	-2	-4
US	41%	+2	-5
Australia	40%	=	-9
South Korea	39%	+3	+3
Hungary	39%	+2	+1
Argentina	36%	-1	-2
Great Britain	35%	+2	+5
Ireland	32%	-2	-4
Japan	31%	=	+1
Germany	30%	=	-1
Poland	30%	+1	-13
Spain	29%	-2	+2
Malaysia	28%	-3	=
France	28%	-4	-9
Italy	27%	+5	+2
Mexico	26%	-4	-12
Brazil	24%	+1	-2
Chile	23%	-1	-6
Belgium	23%	-1	-4
Thailand	22%	-3	-6
Indonesia	20%	+2	+5
Colombia	20%	+1	-4
Sweden	16%	-3	=
Netherlands	16%	-4	-2
South Africa	15%	-1	-4
Israel	14%	-1	-9
Peru	14%	+4	-2

3. Poverty & Social Inequality

Base: Representative sample of 24,656 adults aged 16-74 in 30 participating countries, November 21st 2025 - December 5th 2025.

Source: Ipsos Global Advisor. Global score is a Global Country Average. See methodology for details.

Across 30 countries, the proportion mentioning poverty & social inequality remains at 28%. Over the year, the level of worry has been stable at around this level.

The proportion of Brazilians citing concern about inequality has fallen 7pp since last month to 31%. This is 6pp lower than this time last year and the lowest it has been since October 2024 (also 31%).

Sweden's level of concern has risen slightly to a new high of 26%. This is the highest it has

been since May 2023, when it was 28%.

Germany (32%) now puts inequality as its primary concern. However, this month concern for immigration control fell 6pp.

Countries where POVERTY & SOCIAL INEQUALITY is the #1 concern:

- Germany (32%)

28%

say **poverty & social inequality** is one of the key issues facing their country

3. Poverty & Social Inequality

Base: Representative sample of 24,656 adults aged 16-74 in 30 participating countries, November 21st 2025 - December 5th 2025.

Source: Ipsos Global Advisor. Global score is a Global Country Average. See methodology for details. **Filter:** Country: World | Current Wave: Dec 25

Country	% choosing poverty & social inequality as a worry	Change from 12-month	
		last month	change
World	28%	=	-1
Hungary	43%	-1	+2
Indonesia	42%	-5	+3
Argentina	39%	-2	-4
Türkiye	36%	+2	+1
Thailand	33%	-3	-7
Germany	32%	=	-1
South Africa	32%	-1	-4
Belgium	32%	+3	+1
Brazil	31%	-7	-6
Japan	30%	-3	-4
Peru	29%	-1	=
Colombia	29%	+2	-4
Ireland	28%	+1	+1
Mexico	27%	+3	+4
South Korea	27%	+2	+4
Australia	27%	+3	=
Malaysia	26%	=	-1
Sweden	26%	+2	+6
Netherlands	26%	=	-5
France	25%	-2	-4
Chile	25%	+4	-3
Great Britain	25%	+1	-3
Spain	25%	+3	-1
Canada	24%	+2	-2
Israel	23%	=	-1
Italy	23%	-6	-3
Singapore	23%	+6	+2
US	21%	-1	+4
India	19%	=	-3
Poland	18%	-2	-5

4. Unemployment

Base: Representative sample of 24,656 adults aged 16-74 in 30 participating countries, November 21st 2025 - December 5th 2025.

Source: Ipsos Global Advisor. Global score is a Global Country Average. See methodology for details.

The proportion across 30 countries mentioning unemployment remains at 28% this month.

South Africa historically has been the most concerned about unemployment, having it as their primary worry since March 2020. This month, the proportion mentioning it has increased 6pp to seven in 10 (70%), which is the highest it has been since June 2023 (also 70%).

In Colombia the reverse is true. It's level of concern has fallen to

an all time low after decreasing 8pp to 31%. This is the lowest it has been for the nation since they were added to the survey in March 2021.

Countries where UNEMPLOYMENT is the #1 concern:

- South Africa (70%)
- Singapore (53%)
- Argentina (48%)
- South Korea (47%)

28%

say **unemployment** is one of the key issues facing their country

4. Unemployment

Base: Representative sample of 24,656 adults aged 16-74 in 30 participating countries, November 21st 2025 - December 5th 2025.

Source: Ipsos Global Advisor. Global score is a Global Country Average. See methodology for details. **Filter:** Country: World | Current Wave: Dec 25

Country	% choosing unemployment as a worry	Change from 12-month	
		last month	change
World	28%	=	+1
South Africa	70%	+6	+5
Indonesia	54%	+2	+6
Singapore	53%	-1	+8
Argentina	48%	-1	+4
South Korea	47%	+3	+4
Chile	36%	-3	+2
Mexico	36%	+3	+7
India	34%	+6	-5
Italy	32%	-3	-1
Colombia	31%	-8	-11
Sweden	30%	+3	+9
Peru	28%	-2	-6
Spain	27%	-2	-4
Canada	27%	-3	+6
Türkiye	25%	=	+3
Malaysia	24%	-1	-3
Belgium	23%	+1	+4
Australia	22%	+3	=
Thailand	21%	-3	-15
Great Britain	19%	+4	+4
Poland	19%	-3	+2
US	18%	-2	+5
Ireland	17%	+3	+1
Germany	17%	+3	+3
Hungary	17%	=	+2
Brazil	15%	-1	-5
Japan	15%	-1	-2
France	14%	+1	-2
Israel	11%	+1	+2
Netherlands	6%	+2	+2

5. Financial/ Political Corruption

Base: Representative sample of 24,656 adults aged 16-74 in 30 participating countries, November 21st 2025 - December 5th 2025.

Source: Ipsos Global Advisor. Global score is a Global Country Average. See methodology for details.

Across 30 countries, the proportion expressing concern about corruption remains at 27%. In September 2025, worry peaked at 28%, which was the highest it has been since November 2021, when it was 29%.

The proportion of Mexicans selecting corruption has dipped slightly from last month to a third (34%). However, despite this fall, this is a relatively elevated level of worry, with last month's score being the highest it has been since May 2021,

when it was 35%. Last month the country experienced [large protests over corruption and drug violence](#).

Countries where FINANCIAL/POLITICAL CORRUPTION is the #1 concern:

- Indonesia (61%) • Spain (36%)
- Malaysia (46%)
- Thailand (43%)

27%

say **financial/political corruption** is one of the key issues facing their country

5. Financial/ Political Corruption

Base: Representative sample of 24,656 adults aged 16-74 in 30 participating countries, November 21st 2025 - December 5th 2025.

Source: Ipsos Global Advisor. Global score is a Global Country Average. See methodology for details. **Filter:** Country: World | Current Wave: Dec 25

Country	% choosing financial/political corruption as a worry	Change from 12-month	
		last month	change
World	27%	=	+1
Indonesia	61%	-4	+2
Hungary	54%	+2	+4
Peru	53%	-5	+6
South Africa	52%	-2	+7
Malaysia	46%	+7	-3
Thailand	43%	-6	-2
Brazil	36%	+2	+9
Spain	36%	+1	+2
Chile	35%	+6	+2
Colombia	35%	+1	-3
Mexico	34%	-2	+7
Israel	33%	-5	-3
Argentina	31%	+2	+5
South Korea	30%	=	-13
Türkiye	27%	-1	+5
India	25%	+4	-1
US	23%	-5	=
Poland	20%	-11	-9
Japan	13%	-1	-8
Belgium	13%	=	-2
Ireland	12%	+2	+4
Sweden	11%	+3	+3
France	11%	-3	+3
Canada	10%	=	=
Italy	10%	-1	=
Australia	10%	=	-3
Great Britain	10%	-2	=
Germany	9%	+1	=
Singapore	9%	+2	+2
Netherlands	6%	+3	-5

6. Healthcare

Base: Representative sample of 24,656 adults aged 16-74 in 30 participating countries, November 21st 2025 - December 5th 2025.

Source: Ipsos Global Advisor. Global score is a Global Country Average. See methodology for details.

The proportion mentioning healthcare across 30 countries remains just under a quarter (23%). Over 2025, healthcare has fallen slightly from its peak in February (when it was 25%).

In the US, concern about healthcare has risen marginally to 31%, which is where it was in January of this year. However, the last time the level of worry was as high as January 2025 was in the height of the pandemic in May 2020 (which recorded a score of 32%). From [October 1st to November 12th](#),

[the US government was shut down](#), with one of the main reasons why being healthcare costs.

Countries where Healthcare is the #1 concern:

- Hungary (62%)
- Poland (43%)
- Ireland (41%)

23%

say **Healthcare** is one of the key issues facing their country

6. Healthcare

Base: Representative sample of 24,656 adults aged 16-74 in 30 participating countries, November 21st 2025 - December 5th 2025.

Source: Ipsos Global Advisor. Global score is a Global Country Average. See methodology for details. **Filter:** Country: World | Current Wave: Dec 25

Country	% choosing Healthcare as a worry	Change from 12-month	
		last month	change
World	23%	=	-1
Hungary	62%	=	-2
Poland	43%	+7	=
Ireland	41%	=	-8
Canada	41%	+2	+3
Italy	37%	-1	-4
Brazil	34%	-2	-4
Great Britain	33%	=	-7
Spain	33%	+1	+6
US	31%	+2	+8
Australia	30%	+3	+1
Singapore	28%	-7	-2
France	25%	-1	-1
Netherlands	25%	-6	=
Colombia	24%	-2	+7
Belgium	22%	=	+2
Mexico	20%	+2	+1
Germany	20%	=	=
Sweden	20%	+1	-7
Chile	18%	-1	=
Peru	16%	+5	+2
Argentina	14%	-1	+1
Japan	13%	-1	+3
India	13%	+2	+1
South Africa	13%	=	-2
Malaysia	12%	+1	+1
Thailand	9%	+2	+1
South Korea	7%	+1	-10
Türkiye	7%	=	=
Israel	5%	-4	-1
Indonesia	5%	-1	=

7. Taxes

Base: Representative sample of 24,656 adults aged 16-74 in 30 participating countries, November 21st 2025 - December 5th 2025.

Source: Ipsos Global Advisor. Global score is a Global Country Average. See methodology for details.

The proportion across 30 countries mentioning taxes remains unchanged at 18%.

Belgium has taxes as their primary concern, with two-fifths (39%) saying it is a concern, up 3pp from last month. This is 8pp higher than this time last year and the highest it has been since August 2022 (when it was 40%).

After the Autumn Budget in Great Britain on November 26th, concern about taxes has risen slightly to a quarter (24%), which is joint highest with

March 2025. This level of concern hasn't been seen in eight years.

Countries where TAXES is the #1 concern:

- Belgium (39%)

18%

say **taxes** is one of the key issues facing their country

7. Taxes

Base: Representative sample of 24,656 adults aged 16-74 in 30 participating countries, November 21st 2025 - December 5th 2025.

Source: Ipsos Global Advisor. Global score is a Global Country Average. See methodology for details. **Filter:** Country: World | Current Wave: Dec 25

Country	% choosing taxes as a worry	Change from 12-month last month change	
World	18%	=	=
Belgium	39%	+3	+8
Brazil	27%	+2	+5
Japan	27%	-2	-4
Italy	26%	+1	-5
France	26%	-6	+1
Canada	25%	+1	-3
Great Britain	24%	+3	+2
Mexico	23%	-1	+9
Israel	23%	+3	=
India	21%	+5	-1
Spain	20%	+1	-1
Poland	19%	-1	-3
Singapore	18%	+3	-2
Malaysia	17%	-1	=
US	17%	=	-1
Argentina	16%	-3	-4
Germany	16%	+5	+4
Netherlands	16%	+2	+6
Colombia	16%	-3	=
Australia	16%	-3	+1
Türkiye	16%	-3	-4
South Korea	16%	=	+3
Ireland	14%	-4	-4
Indonesia	12%	-4	-5
Sweden	10%	=	=
Thailand	10%	-2	-1
South Africa	7%	-2	-5
Hungary	7%	+1	-3
Chile	6%	-4	-3
Peru	2%	-4	-4

8. Immigration Control

Base: Representative sample of 24,656 adults aged 16-74 in 30 participating countries, November 21st 2025 - December 5th 2025.

Source: Ipsos Global Advisor. Global score is a Global Country Average. See methodology for details.

The proportion mentioning immigration control across 30 countries has dipped fractionally since last month to 18%. In January of this year, the country average concern was at 16%.

Despite their level of concern falling 3pp since last month, Japan's November score of 25% was the highest it has been in eight years.

Additionally, South Africans' concern is up 5pp to 21%, which is also an eight-year high.

Great Britain's year-on-year change is 10pp, dislodging their longstanding worry about healthcare.

Countries where IMMIGRATION CONTROL is the #1 concern:

- Great Britain (41%)
- Netherlands (38%)

18%

say **immigration control** is one of the key issues facing their country

8. Immigration Control

Base: Representative sample of 24,656 adults aged 16-74 in 30 participating countries, November 21st 2025 - December 5th 2025.

Source: Ipsos Global Advisor. Global score is a Global Country Average. See methodology for details. **Filter:** Country: World | Current Wave: Dec 25

Country	% choosing immigration control as a worry	Change from 12-month	
		last month	change
World	18%	-1	+1
Great Britain	41%	-2	+10
Chile	38%	-4	-1
Netherlands	38%	-1	+8
Ireland	38%	-4	+1
Germany	31%	-6	-4
Canada	27%	-3	+5
Australia	25%	-2	+8
Spain	24%	-2	+2
France	23%	-6	=
Japan	22%	-3	+10
Belgium	22%	-3	-2
South Africa	21%	+5	+6
Italy	21%	+3	+3
Sweden	20%	=	+5
US	18%	-1	-12
Poland	18%	-3	+6
Türkiye	18%	-1	-20
Singapore	17%	+1	+3
Peru	14%	-2	-2
Malaysia	11%	+3	=
Thailand	8%	+1	+1
Colombia	7%	=	-1
Argentina	6%	+1	+3
Hungary	4%	-1	-1
Israel	4%	-2	=
India	3%	-8	-1
Mexico	3%	-1	-7
South Korea	2%	-1	+1
Indonesia	1%	=	-1
Brazil	1%	=	=

10. Climate Change

Base: Representative sample of 24,656 adults aged 16-74 in 30 participating countries, November 21st 2025 - December 5th 2025.

Source: Ipsos Global Advisor. Global score is a Global Country Average. See methodology for details.

The proportion mentioning climate change across 30 countries remains at 13% this month. The level of concern has fallen 3pp since last December and this month's score is the lowest it has been in over four years – June 2021 recorded 11%.

After [severe flooding in Southeast Asia](#) caused by Cyclone Ditwah, which happened halfway through this wave of polling, we see concern about climate change increase significantly in Thailand. Up 8pp to 26%, which is 11pp higher

than this time last year.

Similarly, worry has risen 7pp in Malaysia to 16% saying they're concerned, which is the highest it has been for the nation in eight years.

Indonesia's score is only up marginally to 19%. However, their level of worry is up 13pp since September 2025.

Countries where CLIMATE CHANGE is the #1 concern:

None

13%

say **climate change** is one of the key issues facing their country

10. Climate Change

Base: Representative sample of 24,656 adults aged 16-74 in 30 participating countries, November 21st 2025 - December 5th 2025.

Source: Ipsos Global Advisor. Global score is a Global Country Average. See methodology for details. **Filter:** Country: World | Current Wave: Dec 25

Country	% choosing climate change as a worry	Change from 12-month	
		last month	change
World	13%	=	-3
Thailand	26%	+8	+11
Japan	22%	-4	-4
Singapore	21%	+1	-4
Australia	21%	=	-2
Indonesia	19%	+1	-2
South Korea	18%	-2	=
Netherlands	18%	-3	-8
Great Britain	17%	+4	-5
Germany	17%	=	-4
Malaysia	16%	+7	+2
Canada	16%	-2	-6
France	16%	+1	-7
Italy	15%	+1	-7
Brazil	14%	+2	-2
Spain	14%	-3	-8
Ireland	14%	+2	-4
Sweden	13%	-3	-8
US	13%	-1	-4
Poland	12%	-1	=
Mexico	12%	+3	-7
Belgium	10%	-3	-9
Türkiye	9%	-2	+3
South Africa	8%	+1	-3
India	8%	-5	-3
Colombia	6%	-7	-8
Peru	5%	=	-3
Hungary	4%	-2	=
Chile	3%	=	=
Israel	3%	+1	+1
Argentina	2%	-2	-2

ECONOMIC FOCUS

The State of the Economy in my Country

Running alongside our **What Worries the World** survey, Ipsos' monthly **Global Consumer Confidence** study asks the public in 30 countries questions relating to the economy and finance, on a country and personal level.

The following section draws on some of this data to provide extra context to this month's What Worries the World report. It shows how the public rate the current economic climate in their country.

Please contact:
Emilios.Louca@ipsos.com for more information.

Current Economic Situation

Base: Representative sample of 24,656 adults aged 16-74 in 30 participating countries, November 21st 2025 - December 5th 2025.

Source: Ipsos Global Advisor. Global score is a Global Country Average. See methodology for details.

Across 30 countries, four in 10 people (39%) describe the current economic situation in their country as “good”, a three-point increase on December 2024.

Singapore leads the rankings on 78%, followed by Malaysia on 74% (a new all-time highest score) and India on 73%. A majority also describe their country’s current economic situation as good in the Netherlands (63%), Indonesia (52%) and Ireland (51%).

At the other end of the table, fewer than one in five people think their country’s economy is currently good in France (10%) and Japan (15%).

Top countries most worried about the economy:

- **France** (90% say it’s in “bad” shape)
- **Japan** (85%)
- **Hungary** (79%)
- **Great Britain** (78%)
- **Türkiye** (75%)

9pp

The US’s good economy score has varied just 9 points over the past two years. Only Italy (6pp) has been more stable over the same period

Current Economic Situation

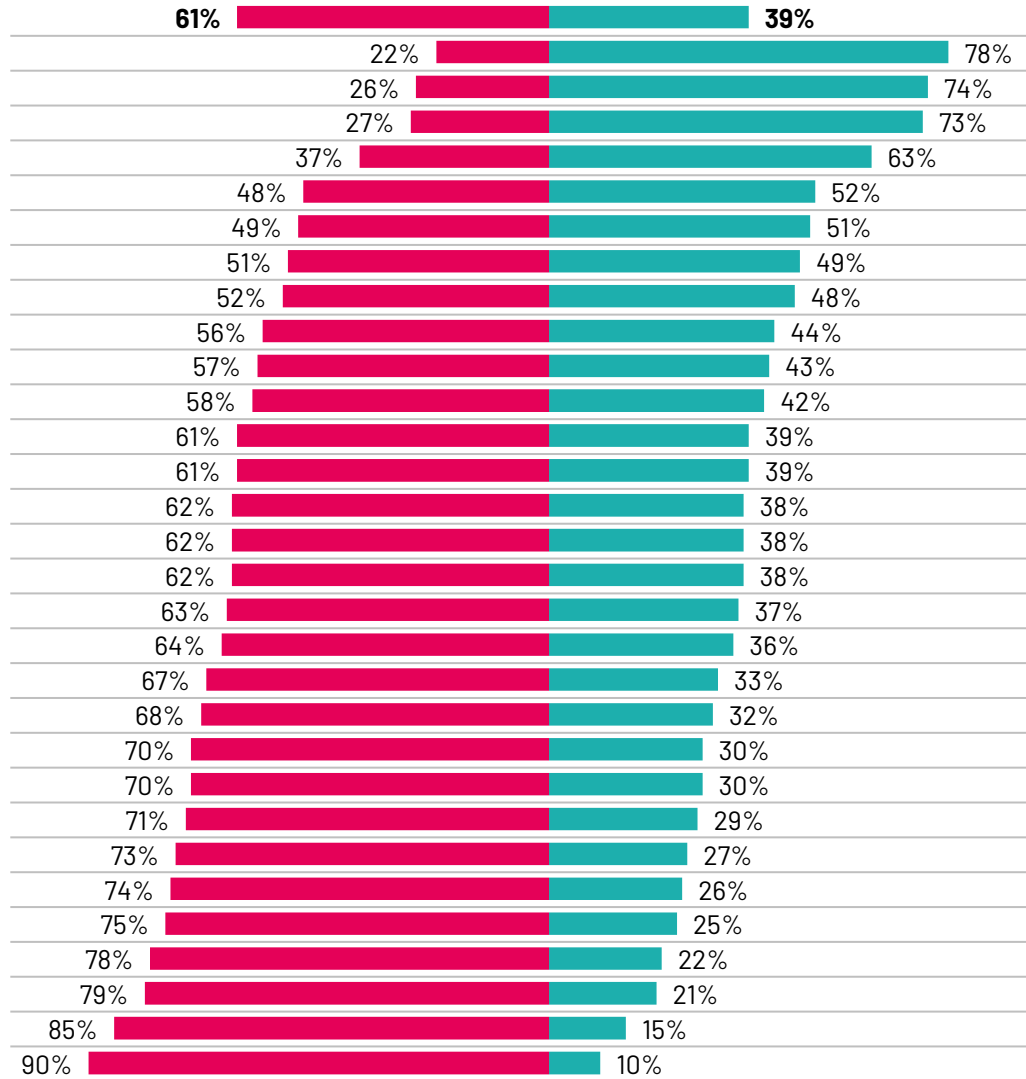
Base: Representative sample of 24,656 adults aged 16-74 in 30 participating countries, November 21st 2025 - December 5th 2025.

Source: Ipsos Global Advisor. Global score is a Global Country Average. See methodology for details. **Filter:** Country: World | Current Wave: Dec 25

Country

World
Singapore
Malaysia
India
Netherlands
Indonesia
Ireland
Australia
Poland
Sweden
Mexico
Israel
Colombia
US
Thailand
Chile
Spain
Brazil
Argentina
Canada
Italy
South Korea
Germany
Peru
Belgium
South Africa
Türkiye
Great Britain
Hungary
Japan
France

Q: How would you describe the current economic situation in your country?



Good Bad

Change from 12-month last month change

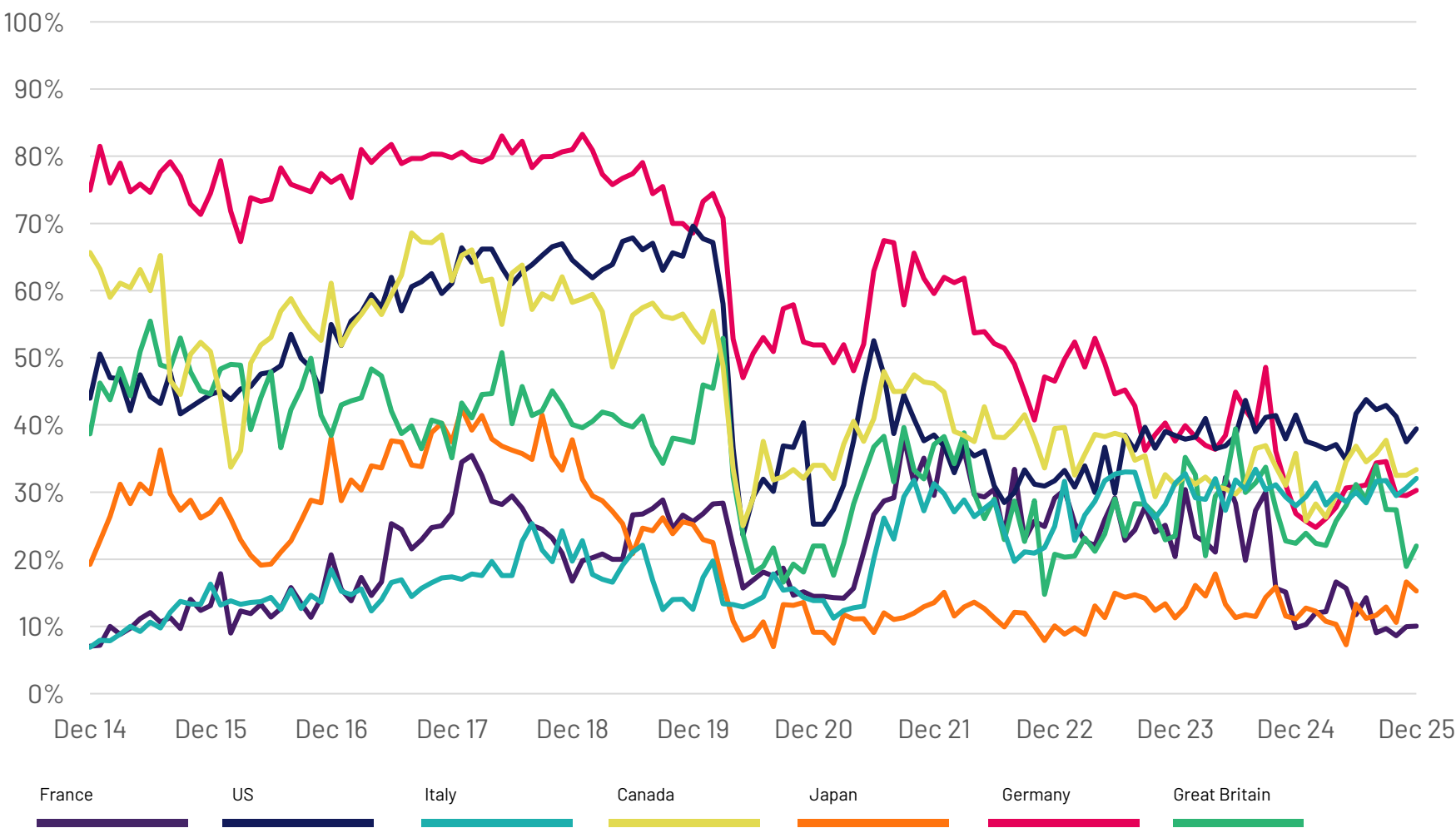
=	+2
+7	-2
+1	+16
-4	-3
-1	+3
-2	-14
+3	-7
-6	+4
+2	+10
+4	+1
+7	-1
=	+12
+6	+14
+2	-2
-4	-7
+5	+9
-2	+1
+1	+2
+4	+4
=	-3
+1	+4
-6	+20
+1	+3
+5	+12
-4	-4
-1	-5
-2	+5
+3	=
=	+5
-2	+4
=	=

Current Economic Situation

G7
% 'Very good' or 'Somewhat good'

Base: Representative sample of 24,656 adults aged 16-74 in 30 participating countries, November 21st 2025 - December 5th 2025.
Source: Ipsos Global Advisor. Global score is a Global Country Average. See methodology for details. **Filter:** Country: World | Current Wave: Dec 25

Q: How would you describe the current economic situation in your country?



Current Economic Situation

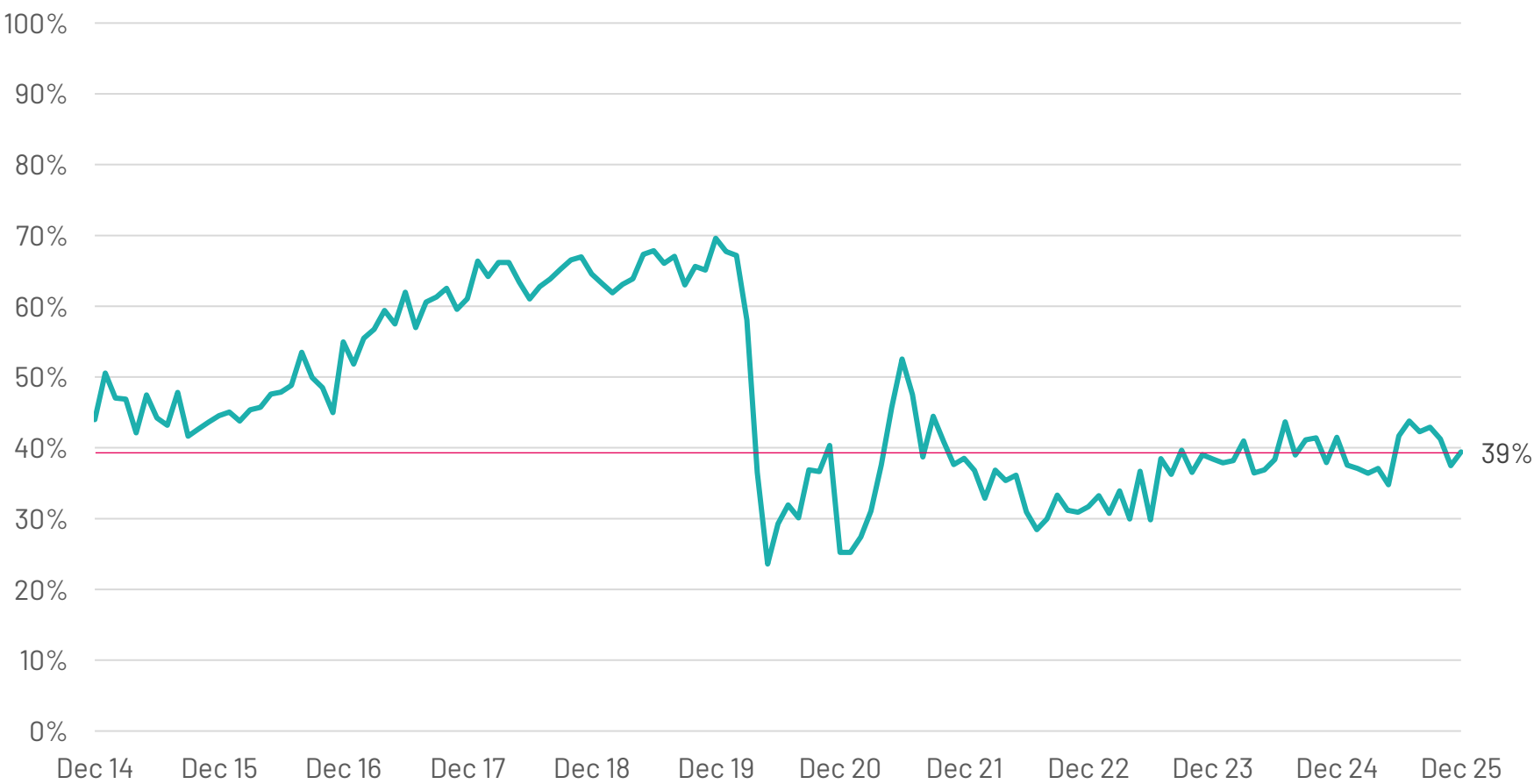
US

% 'Very good' or 'Somewhat good'

Perceptions of the US economy have remained fairly stable over the past two years, with just 9 percentage points separating its highest (44%) and lowest (35%) points. Only Italy is more stable (6 points over the past two years).

Base: Representative sample of 24,656 adults aged 16-74 in 30 participating countries, November 21st 2025 - December 5th 2025.
Source: Ipsos Global Advisor. Global score is a Global Country Average. See methodology for details. **Filter:** Country: World | Current Wave: Dec 25

Q: How would you describe the current economic situation in your country?



Current Economic Situation

Canada

% 'Very good' or 'Somewhat good'

Canada's good economy score has not risen above 40% since September 2022 (42%).

Base: Representative sample of 24,656 adults aged 16-74 in 30 participating countries, November 21st 2025 - December 5th 2025.

Source: Ipsos Global Advisor. Global score is a Global Country Average. See methodology for details. **Filter:** Country: World | Current Wave: Dec 25

Q: How would you describe the current economic situation in your country?



Current Economic Situation

Germany

% 'Very good' or 'Somewhat good'

After an initial pandemic era resurgence in 2021, perceptions of Germany's current economic situation have been steadily falling since.

Base: Representative sample of 24,656 adults aged 16-74 in 30 participating countries, November 21st 2025 - December 5th 2025.

Source: Ipsos Global Advisor. Global score is a Global Country Average. See methodology for details. **Filter:** Country: World | Current Wave: Dec 25

Q: How would you describe the current economic situation in your country?



Current Economic Situation

Italy

% 'Very good' or 'Somewhat good'

Changing little month to month, Italy's good economy score is up 4 points from this time last year.

Base: Representative sample of 24,656 adults aged 16-74 in 30 participating countries, November 21st 2025 - December 5th 2025.

Source: Ipsos Global Advisor. Global score is a Global Country Average. See methodology for details. **Filter:** Country: World | Current Wave: Dec 25

Q: How would you describe the current economic situation in your country?



Current Economic Situation

Great Britain

% 'Very good' or 'Somewhat good'

Great Britain's good economy score has yet to rise to the levels it consistently held pre-pandemic.

Base: Representative sample of 24,656 adults aged 16-74 in 30 participating countries, November 21st 2025 - December 5th 2025.

Source: Ipsos Global Advisor. Global score is a Global Country Average. See methodology for details. **Filter:** Country: World | Current Wave: Dec 25

Q: How would you describe the current economic situation in your country?



Current Economic Situation

Japan

% 'Very good' or 'Somewhat good'

With just 15% of Japanese people describing the country's current economy as "good", Japan sits in second-bottom position in our 30-country rankings. Only France (10%) has a lower good economy score.

Base: Representative sample of 24,656 adults aged 16-74 in 30 participating countries, November 21st 2025 - December 5th 2025.

Source: Ipsos Global Advisor. Global score is a Global Country Average. See methodology for details. **Filter:** Country: World | Current Wave: Dec 25

Q: How would you describe the current economic situation in your country?



Current Economic Situation

France

% 'Very good' or 'Somewhat good'

Perceptions of the French economic situation remain dismal, with just 10% of French people describing it as "good".

Base: Representative sample of 24,656 adults aged 16-74 in 30 participating countries, November 21st 2025 - December 5th 2025.

Source: Ipsos Global Advisor. Global score is a Global Country Average. See methodology for details. **Filter:** Country: World | Current Wave: Dec 25

Q: How would you describe the current economic situation in your country?



Current Economic Situation

Chile

% 'Very good' or 'Somewhat good'

December 2025 marks Chile's highest good economy score since January 2022 (39%).

Base: Representative sample of 24,656 adults aged 16-74 in 30 participating countries, November 21st 2025 - December 5th 2025.

Source: Ipsos Global Advisor. Global score is a Global Country Average. See methodology for details. **Filter:** Country: World | Current Wave: Dec 25

Q: How would you describe the current economic situation in your country?



Current Economic Situation

Colombia

% 'Very good' or 'Somewhat good'

Climbing 6 points this month, Colombia has recorded a new all-time highest good economy score (39%).

Base: Representative sample of 24,656 adults aged 16-74 in 30 participating countries, November 21st 2025 - December 5th 2025.
Source: Ipsos Global Advisor. Global score is a Global Country Average. See methodology for details. **Filter:** Country: World | Current Wave: Dec 25

Q: How would you describe the current economic situation in your country?



Current Economic Situation

Indonesia

% 'Very good' or 'Somewhat good'

Indonesia's good economy score has fallen most since this point last year of any of the 30 countries in our survey, down 14 points from 66% to 52%.

Base: Representative sample of 24,656 adults aged 16-74 in 30 participating countries, November 21st 2025 - December 5th 2025.

Source: Ipsos Global Advisor. Global score is a Global Country Average. See methodology for details. **Filter:** Country: World | Current Wave: Dec 25

Q: How would you describe the current economic situation in your country?



Current Economic Situation

Malaysia

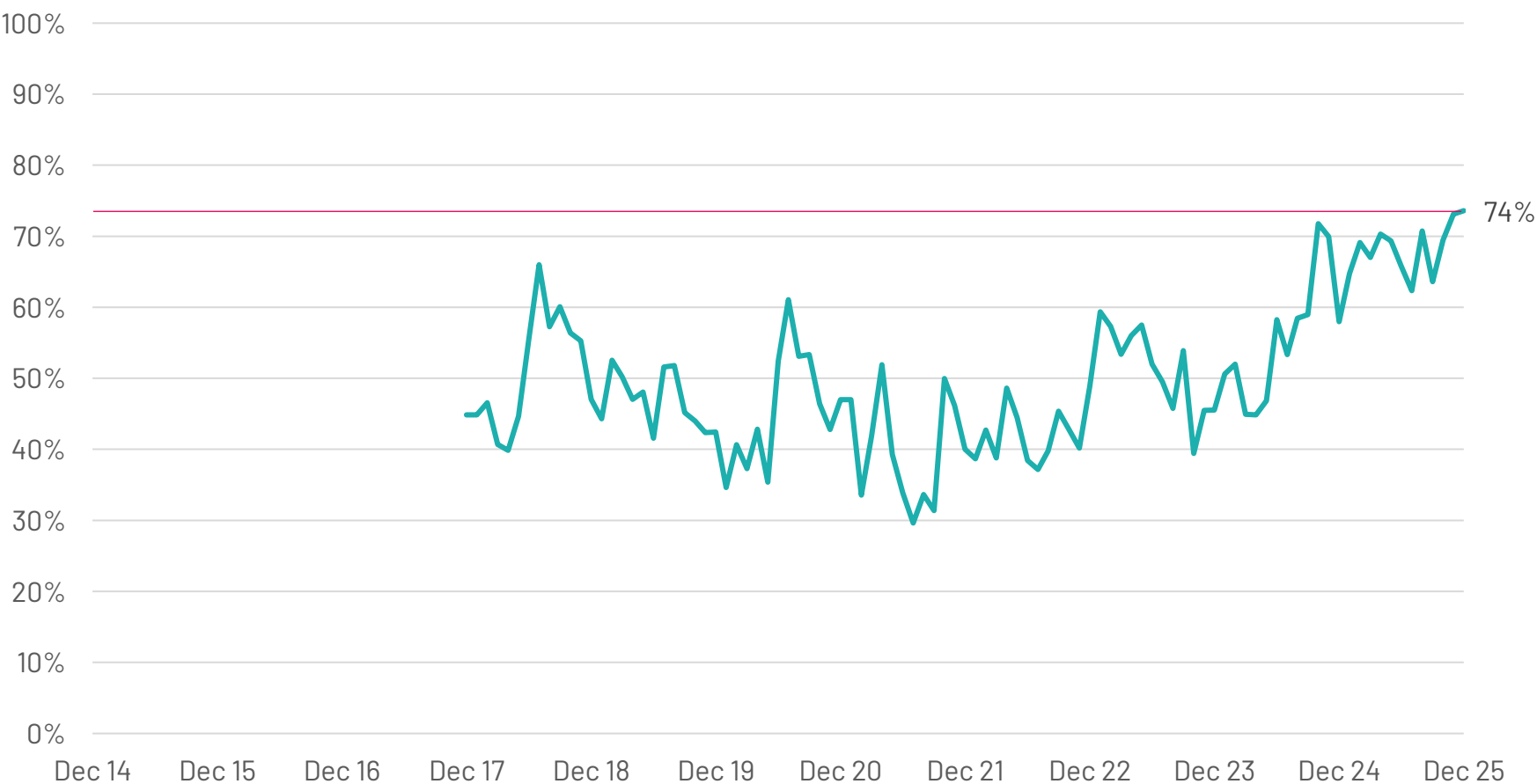
% 'Very good' or 'Somewhat good'

Rising one point on last month, Malaysia has increased its all-time highest good economy score, at 74%.

Base: Representative sample of 24,656 adults aged 16-74 in 30 participating countries, November 21st 2025 - December 5th 2025.

Source: Ipsos Global Advisor. Global score is a Global Country Average. See methodology for details. **Filter:** Country: World | Current Wave: Dec 25

Q: How would you describe the current economic situation in your country?



Current Economic Situation

Peru

% 'Very good' or 'Somewhat good'

December 2025 marks Peru's highest good economy score in five years (31% in May 2020).

Base: Representative sample of 24,656 adults aged 16-74 in 30 participating countries, November 21st 2025 - December 5th 2025.

Source: Ipsos Global Advisor. Global score is a Global Country Average. See methodology for details. **Filter:** Country: World | Current Wave: Dec 25

Q: How would you describe the current economic situation in your country?



Current Economic Situation

South Korea

% 'Very good' or 'Somewhat good'

Despite a 6-point drop this month, South Korea's good economy score remains significantly higher than historic levels, at 30%.

Base: Representative sample of 24,656 adults aged 16-74 in 30 participating countries, November 21st 2025 - December 5th 2025.

Source: Ipsos Global Advisor. Global score is a Global Country Average. See methodology for details. **Filter:** Country: World | Current Wave: Dec 25

Q: How would you describe the current economic situation in your country?



Methodology

This 30-country Global Advisor survey was conducted between November 21st 2025 and December 5th 2025 via the Ipsos Online Panel system among 500 adults aged 18-74 in Canada, Israel, Malaysia, South Africa, Türkiye and the United States, 20-74 in Indonesia and Thailand, 21-74 in Singapore, and 16-74 in all other nations.

The "Global Country Average" reflects the average result for all the countries where the survey was conducted. It has not been adjusted to the population size of each country and is not intended to suggest a total result."

The sample consists of approximately 1000+ individuals in each of Australia, Belgium, Brazil, Canada, France, Germany, Great Britain, Italy, Ireland, Japan, Spain, Sweden, and the US, and approximately 500+ individuals in each of Argentina, Chile, Colombia, Hungary, Indonesia, Israel, Malaysia, Mexico, the Netherlands, Peru, Poland, Singapore, South Africa, South Korea, Thailand and Türkiye.

The sample in India consists of approximately 2,200 individuals, of whom approximately 1,800 were interviewed face-to-face and 400 were interviewed online.

The samples in Argentina, Australia, Belgium, Canada, France, Germany, Great Britain, Hungary, Italy, Japan, the Netherlands, Poland, South Korea, Spain, Sweden, and the US can be taken as representative of these countries' general adult population under the age of 75.

The samples in Brazil, Chile, Colombia, India, Indonesia, Malaysia, Mexico, Peru, Singapore, South Africa, Thailand and Türkiye are more urban, more educated, and/or more affluent than the general population. The survey results for these markets should be viewed as reflecting the views of the more "connected" segment of these populations.

India's sample represents a large subset of its urban population – social economic


classes A, B and C in metros and tier 1-3 town classes across all four zones.

Weighting has been employed to balance demographics and ensure that the sample's composition reflects that of the adult population according to the most recent census data.

The precision of Ipsos online polls are calculated using a credibility interval with a poll of 1,000 accurate to +/- 3.5 percentage points and of 500 accurate to +/- 5.0 percentage points. For more information on the Ipsos use of credibility intervals, please visit the Ipsos website.

Where results do not sum to 100 or the 'difference' appears to be +/-1 more/less than the actual, this may be due to rounding, multiple responses, or the exclusion of don't knows or not stated responses

The publication of these findings abides by local rules and regulations.



THANK YOU

CONTACT:

Joseph.Nadler@ipsos.com

VISIT:

ipsos.com