

HEALTHCARE IN CANADA

**Montreal Economic
Institute**

Research report
April 2026

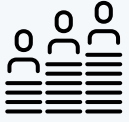


MEI



© 2026 Ipsos. All rights reserved. Contains Ipsos' Confidential and Proprietary information and may not be disclosed or reproduced without the prior written consent of Ipsos.

Methodology



These are findings of an online Ipsos poll conducted on behalf of the Montreal Economic Institute.



A sample of 1,159 Canadian residents aged 18 years and over, with an oversample of residents in Quebec (n=403) was interviewed online between March 26th and 29th, 2026.



Weighting and quotas according to age, gender, region and language were employed to ensure that the sample's composition reflects the overall population according to the latest census information.



The precision of Ipsos online polls is measured using a credibility interval. In this case, the results are accurate to within +/- **3.5 percentage points, 19 times out of 20**, of what the results would have been had all Canadian adults been polled.

Key Findings

1 More than half (56%) of Canadians are satisfied with their **provincial healthcare system**, maintaining last year's level but up significantly from 48% in 2024. Satisfaction is highest in Ontario (62%) and lowest in Quebec (50%).

2 More than three-quarters of Canadians (76%) believe their **provincial healthcare system is too bureaucratic**, with this sentiment highest among residents of Alberta (81%) and Quebec (81%).

3 Nearly three-quarters of Canadians (72%) believe that **private entrepreneurs can deliver healthcare services faster than government-managed hospitals**, with those aged 18-34 (80%) and Quebec residents (77%) most likely to think this way.

4 Four in five Canadians (80%) remain unaware of the **French or Swedish healthcare models**. However, support for adopting similar models has risen significantly to 72%, up from 64% last year.

5 More than four in five Canadians (83%) agree that **patients waiting longer than medically recommended timelines should be reimbursed for treatment at private facilities**, with strongest support among those aged 18-34 (89%).

More than half of Canadians (56%) report being satisfied with their provincial healthcare system, on par with last year.

56%

Satisfied

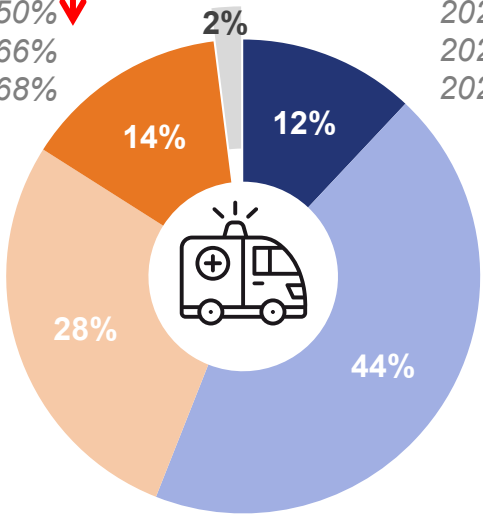
2025: 56%
 2024: 48%
 2023: 48%
 2022: 50%
 2021: 66%
 2020: 68%

42%

Dissatisfied

2025: 43%
 2024: 50%
 2023: 50%
 2022: 49%
 2021: 32%
 2020: 30%

- Very satisfied
- Somewhat satisfied
- Somewhat dissatisfied
- Very dissatisfied
- Don't know/Refusal



Satisfaction with province's healthcare system

↑ ↓ Significantly higher or lower compared to previous wave

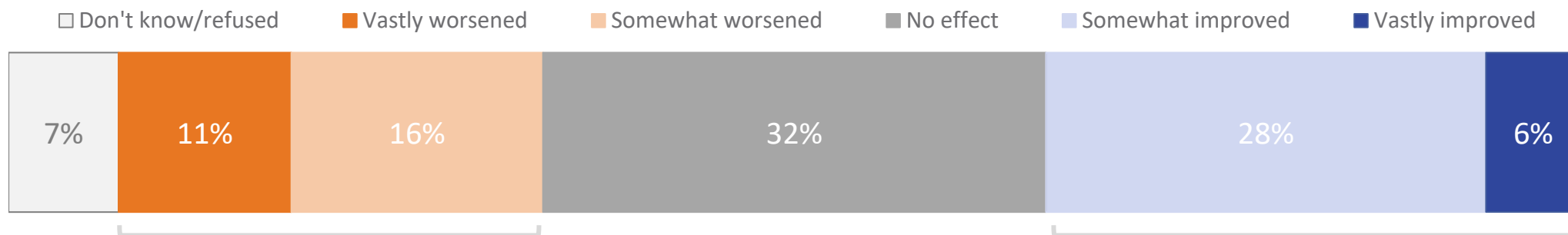
Q1. In general, are you satisfied or dissatisfied with your province's healthcare system?
 Base: All respondents 2026: (1,159) 2025: (n=1,164), 2024: (n=1,116), 2023: (n=1,164), 2022: (n=1,174), 2021: (n=1,168), 2020: (n=1,150).

Satisfaction with the provincial health system by socio-demographic group.

Women (46%) and those aged 35-54 (47%) report higher levels of dissatisfaction with their provincial healthcare system. Regionally, residents of Quebec (50%) are the most dissatisfied, while Ontarians are the most satisfied (62%).

	Total	Age			Gender		Region					
		18-34	35-54	55+	Male	Female	BC	AB	SK/MB	ONT	QC	ATL
		A	B	C	D	E	F	G	H	I	J	K
Satisfied (Very/Somewhat)	56%	64% BC	51%	55%	60% E	53%	52%	58%	58%	62% FJ	49%	54%
Dissatisfied (Very/Somewhat)	42%	34%	47% A	43% A	38%	46% D	48% I	42%	38%	36%	50% I	42%

Canadians remain divided on the impact of additional public healthcare funding over the past decade, with opinions split between those seeing improvements, no effect, and worsening conditions. Notably, there has been a modest rise in those perceiving improvements compared to last year.



27%
Worsened

2025: 30%
2024: 33%
2023: 30%
2022: 33% ↑
2021: 19%
2020: 17%

34%
Improved

2025: 31% ↑
2024: 25%
2023: 24%
2022: 21% ↓
2021: 34%
2020: 37%

Q2. In your opinion, have the additional amounts injected into the healthcare system over the past ten years by the government of your province improved the healthcare system?

Base: All respondents 2026: (1,159) 2025: (1,164), 2024: (1,116), 2023: (n=1,164), 2022: (n=1,174), 2021: (n=1,168), 2020: (n=1,150).

↑ ↓ Significantly higher or lower compared to previous wave

Improvement of the healthcare system by socio-demographic group.

Canadians are divided on whether additional amounts injected into the healthcare system are leading to improvements. Men (38%) and younger Canadians aged 18-34 (47%) are most likely to have noticed an improvement of the healthcare system.

	Total	Age			Gender		Region					
		18-34	35-54	55+	Male	Female	BC	AB	SK/MB	ONT	QC	ATL
		A	B	C	D	E	F	G	H	I	J	K
Improved (Very/Somewhat)	34%	47% BC	33%	27%	38% E	31%	33%	33%	41% J	37% J	27%	44% J
Worsened (Very/Somewhat)	27%	23%	30% A	28%	25%	29%	29%	30%	29%	25%	28%	31%

Over half of Canadians (56%) would like increased access to healthcare services provided by independent health entrepreneurs, with support remaining consistent with last year.

56%

Agree

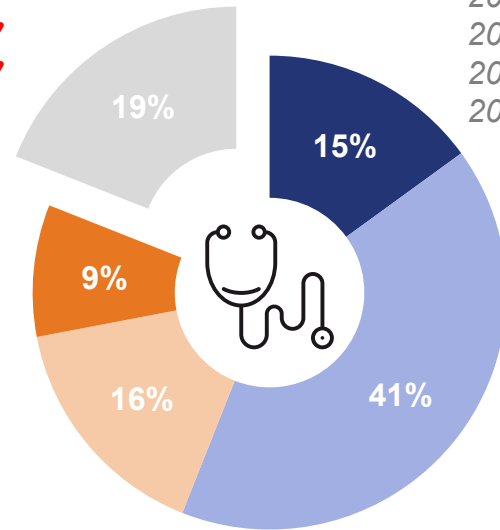
- 2025: 56%
- 2024: 52%
- 2023: 52%
- 2022: 52% ↓
- 2021: 58% ↓
- 2020: 63%

24%

Disagree

- 2025: 25%
- 2024: 29%
- 2023: 31%
- 2022: 32% ↑
- 2021: 27% ↑
- 2020: 23%

- Strongly agree
- Somewhat agree
- Somewhat disagree
- Strongly disagree
- Don't know/refused



Access to independent health entrepreneurs

Q3. Would you agree or disagree that governments in Canada allow patients increased access to healthcare services provided by independent health entrepreneurs?
 Base: All respondents 2026: (1,159), 2025: (1,164), 2024: (1,116), 2023: (n=1,164), 2022: (n=1,174), 2021: (n=1,168), 2020: (n=1,150).

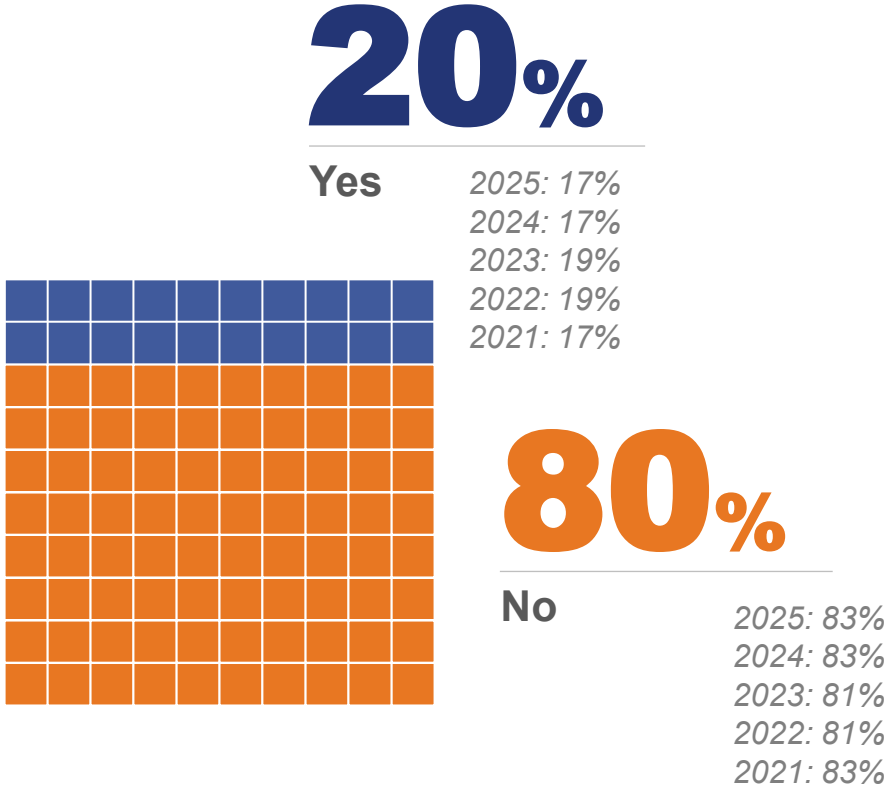
↑ ↓ Significantly higher or lower compared to previous wave

Access to independent healthcare entrepreneurs by socio-demographic group.

Younger Canadians aged 18-34 (66%), Quebecers (67%), Albertans (65%), and men (60%) are most likely to want increased access to privately supplied healthcare.

	Total	Age			Gender		Region					
		18-34	35-54	55+	Male	Female	BC	AB	SK/MB	ONT	QC	ATL
		A	B	C	D	E	F	G	H	I	J	K
Agree (Strongly/Somewhat)	56%	66% BC	55%	50%	60% E	53%	45%	65% FHK	47%	56% F	67% FHIK	41%
Disagree (Strongly/Somewhat)	24%	19%	25% A	27% A	24%	24%	29% J	20%	30%	24%	20%	32%

Four in five Canadians are unaware of the French or Swedish healthcare models – a slight dip from last year.



Awareness of the French or Swedish models

↑ ↓ Significantly higher or lower compared to previous wave

Q4. Did you know that France and Sweden allow private entrepreneurs to manage some public hospitals, while still fully reimbursing patients for the medically required care they receive?
 Base: All respondents 2026: (1,159), 2025: (1,164). 2024: (1,116), 2023: (n=1164), 2022: (n=1,174), 2021: (n=1,168).

Awareness of the French or Swedish models by socio-demographic group.

Awareness of the French and Swedish models is highest among Canadians aged 18-34 (30%) and men (23%). Those over 55 are the least likely to be aware (12%).

	Total	Age			Gender		Region					
		18-34	35-54	55+	Male	Female	BC	AB	SK/MB	ONT	QC	ATL
		A	B	C	D	E	F	G	H	I	J	K
Yes	20%	30% BC	21% C	12%	23% E	17%	18%	25%	18%	17%	22%	22%
No	80%	70%	79% A	88% AB	77%	83% D	82%	75%	82%	83%	78%	78%

Seven in ten (72%) Canadians agree that Canada should adopt healthcare models similar to those in France or Sweden, with significantly higher support compared to previous years.

72% ↑

Agree

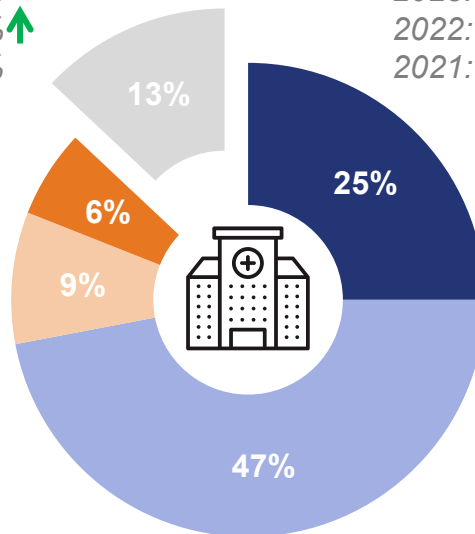
2025: 64%
2024: 65%
2023: 62%
2022: 64% ↑
2021: 59%

15% ↓

Disagree

2025: 19%
2024: 19% ↓
2023: 24%
2022: 24%
2021: 25%

- Strongly agree
- Somewhat agree
- Somewhat disagree
- Strongly disagree
- Don't know/refused



Applying the French/Swedish healthcare models

Q5. To what extent do you agree or disagree that Canada should follow this 'French or Swedish model' and allow private entrepreneurs to manage some public hospitals, provided that medically required care remains covered and fully reimbursed by the government?

Base: All respondents 2026: (1,159), 2025: (1,164), 2024: (1,116), 2023: (n=1,164), 2022: (n=1,174), 2021: (n=1,168).



Significantly higher or lower compared to previous wave

Applying the French/Swedish healthcare models by socio-demographic group.

Perhaps because of their higher levels of awareness, Canadians aged 18-34 (80%) and men (75%) are most likely to agree that Canada should follow the French/Swedish model. Women and those over 55 are significantly more likely to be undecided.

	Total	Age			Gender		Region					
		18-34	35-54	55+	Male	Female	BC	AB	SK/MB	ONT	QC	ATL
		A	B	C	D	E	F	G	H	I	J	K
Agree (Strongly/Somewhat)	72%	80% BC	71%	65%	75% E	68%	69%	69%	71%	72%	74%	68%
Disagree (Strongly/Somewhat)	15%	11%	16% A	17% A	17%	13%	14%	19%	13%	16%	13%	15%

More than three-quarters of Canadians (76%) believe their provincial healthcare system is overly bureaucratic.

76%

Agree

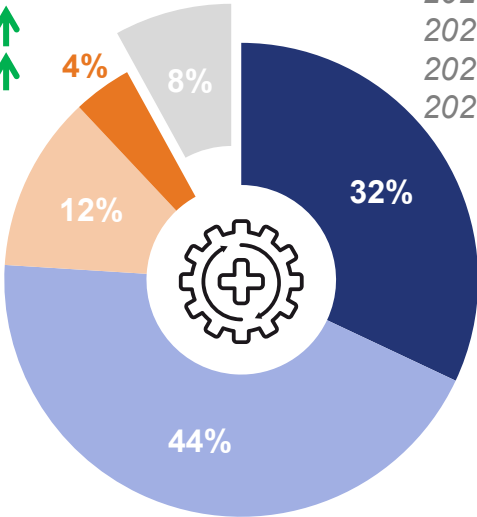
2025: 77%
 2024: 78%
 2023: 75%
 2022: 77% ↑
 2021: 71% ↑
 2020: 61%

16%

Disagree

2025: 13%
 2024: 11% ↓
 2023: 15%
 2022: 13% ↓
 2021: 18% ↓
 2020: 24%

- Strongly agree
- Somewhat agree
- Somewhat disagree
- Strongly disagree
- Don't know/refused



My province's health care system is too bureaucratic

Q6_1. To what extent do you agree or disagree with the following: My province's healthcare system is too bureaucratic to respond quickly or adequately to the needs of the population.
 Base: All respondents 2026: (n=1,159), 2025: (n=1,164), 2024: (n=1,116), 2023: (n=1,164), 2022: (n=1,174), 2021: (n=1,168), 2020: (n=1,150).

↑ ↓ Significantly higher or lower compared to previous wave

The bureaucratic nature of the healthcare system by socio-demographic group.

Residents of Alberta (81%) and Quebec (81%) are most likely to agree that their provincial healthcare system is too bureaucratic. Those in the Atlantic provinces are the most likely to disagree (30%).

	Total	Age			Gender		Region					
		18-34	35-54	55+	Male	Female	BC	AB	SK/MB	ONT	QC	ATL
		A	B	C	D	E	F	G	H	I	J	K
Agree (Strongly/Somewhat)	76%	72%	78%	78%	78%	75%	76%	81% K	76%	75% K	81% K	61%
Disagree (Strongly/Somewhat)	16%	19%	15%	14%	16%	15%	16%	11%	15%	16%	13%	30% GIJ

Three in five Canadians agree that the rate of spending in their provincial healthcare system is unsustainable, a 4-point increase over 2025.

60%

Agree

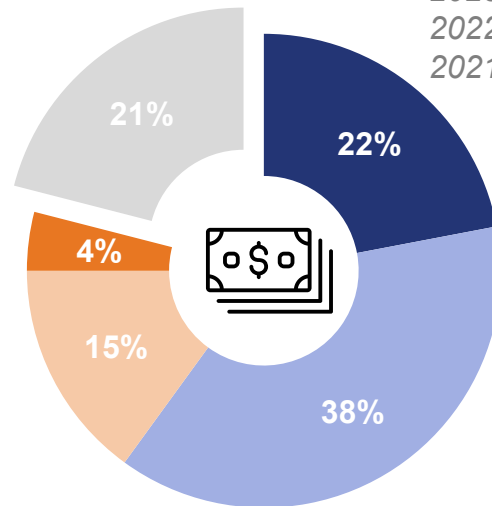
2025: 56%
 2024: 58% ↑
 2023: 54%
 2022: 57%
 2021: 52%

20%

Disagree

2025: 23%
 2024: 19% ↓
 2023: 24%
 2022: 21%
 2021: 23%

- Strongly agree
- Somewhat agree
- Somewhat disagree
- Strongly disagree
- Don't know/refused



Spending increase in public health care is unsustainable

↑ ↓ Significantly higher or lower compared to previous wave

Sustainability of spending in healthcare by socio-demographic group.

Residents of Quebec (71%) and 18–34-year-olds (64%) are most likely to believe that the rate of spending in the healthcare system is unsustainable.

	Total	Age			Gender		Region					
		18-34	35-54	55+	Male	Female	BC	AB	SK/MB	ONT	QC	ATL
		A	B	C	D	E	F	G	H	I	J	K
Agree (Strongly/Somewhat)	60%	64% C	60%	56%	59%	60%	55%	59%	48%	57%	71% FGHI	61%
Disagree (Strongly/Somewhat)	20%	21%	18%	19%	24% E	16%	21%	22%	24%	22% J	15%	11%

Q6_2. To what extent do you agree or disagree with the following: The rate of spending increase in my province's public healthcare system is unsustainable
Base: All respondents 2026 (n=1,159).

Two thirds of Canadians (66%) believe that the healthcare system should be decentralized – a significant increase over last year.

66% ↑

Agree

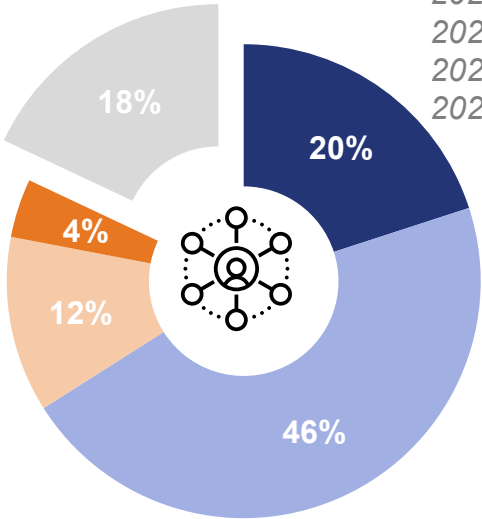
2025: 61%
 2024: 62%
 2023: 58%
 2022: 60%
 2021: 62%

16%

Disagree

2025: 18% ↓
 2024: 17% ↓
 2023: 22%
 2022: 21%
 2021: 19%

- Strongly agree
- Somewhat agree
- Somewhat disagree
- Strongly disagree
- Don't know/refused



My province's health care system should be decentralized

Q6_3. To what extent do you agree or disagree with the following: the healthcare system should be more decentralized and allow hospitals to be more autonomous and remunerated on the basis of the services they actually deliver ↑ ↓ Significantly higher or lower compared to previous wave

Base: All respondents 2026: (1,159), 2025: (1,164), 2024: (1,116), 2023: (n=1,164), 2022: (n=1,174), 2021: (n=1,168).

The decentralization of the healthcare system by socio-demographic group.

Residents of Quebec (68%) and Ontario (67%) are more likely to agree that the healthcare system should be more decentralized, as are 18-34-year-olds (71%), especially compared to those over 55 (63%).

	Total	Age			Gender		Region					
		18-34	35-54	55+	Male	Female	BC	AB	SK/MB	ONT	QC	ATL
		A	B	C	D	E	F	G	H	I	J	K
Agree (Strongly/Somewhat)	66%	71% C	65%	63%	68%	65%	65%	56%	72%	67% G	68% G	65%
Disagree (Strongly/Somewhat)	16%	16%	17%	15%	17%	15%	14%	21%	12%	15%	16%	17%

Three quarters of Canadians (72%) believe that private entrepreneurs can deliver healthcare services faster than hospitals managed by the government – down 2 points from last year.

72%

Agree

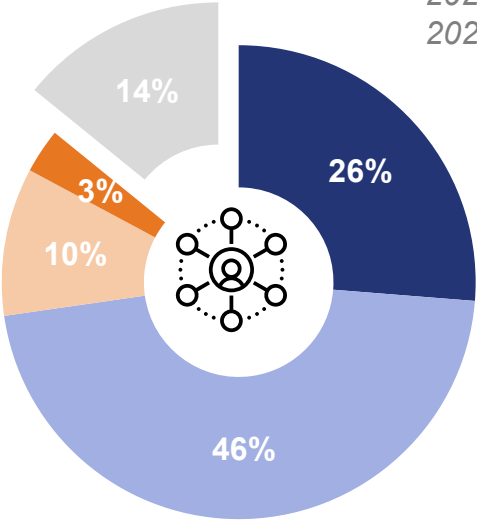
2025: 74% ↑
 2024: 70%
 2023: 67%

14%

Disagree

2025: 14%
 2024: 15%
 2023: 18%

- Strongly agree
- Somewhat agree
- Somewhat disagree
- Strongly disagree
- Don't know/refused



Healthcare entrepreneurs can deliver services to patients faster than hospitals

Q7. Would you agree or disagree that private healthcare entrepreneurs can deliver services to patients faster than hospitals operated by the government?
 Base: All respondents 2026: (n=1,159), 2025: (n=1,164), 2024: (n=1,116)

↑ ↓ Significantly higher or lower compared to previous wave

Speed of delivery of healthcare services by socio-demographic group.

Younger Canadians aged 18-34 (80%) are more likely to agree that private health entrepreneurs can deliver services to patients faster than hospitals operated by the government, as are residents of Quebec (77%).

	Total	Age			Gender		Region					
		18-34	35-54	55+	Male	Female	BC	AB	SK/MB	ONT	QC	ATL
		A	B	C	D	E	F	G	H	I	J	K
Agree (Strongly/Somewhat)	72%	80% BC	72%	67%	70%	73%	74%	67%	72%	69%	77% GI	72%
Disagree (Strongly/Somewhat)	14%	13%	14%	14%	16% E	11%	12%	20%	10%	14%	14%	11%

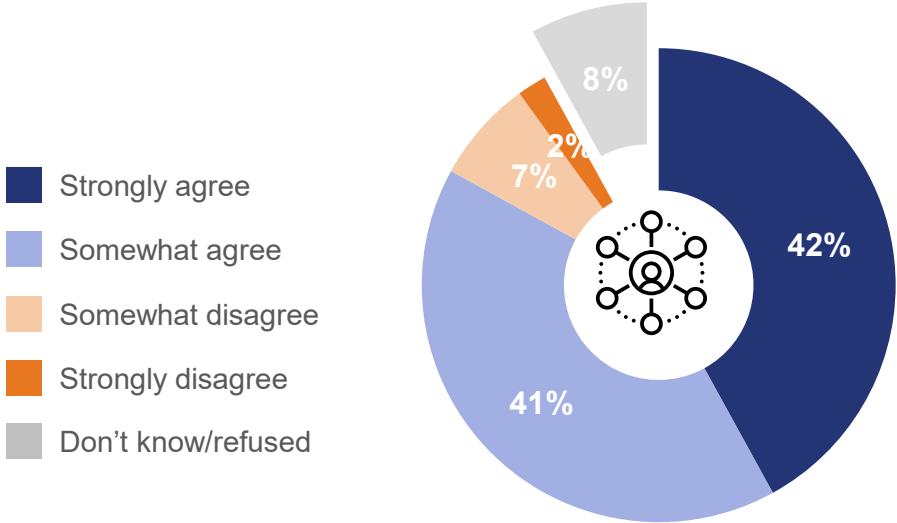
More than four in five Canadians (83%) agree that patients who have been waiting for surgery longer than medically recommended should be able to get reimbursed for treatment at a private facility.

83%

Agree

9%

Disagree



Patients...should be able to get reimbursed by their public health insurance plan for treatment at a private facility

Q8. Would you agree or disagree that patients who have been waiting for surgery longer than medically recommended timelines should be able to get reimbursed by their public health insurance plan for treatment at a private facility?
Base: All respondents 2026: (n=1,159)

Support for reimbursement by public health insurance by socio-demographic group.

Younger Canadians aged 18-34 (89%) are more likely to agree that that patients who have been waiting for surgery longer than medically recommended should be able to get reimbursed for treatment at a private facility.

	Total	Age			Gender		Region					
		18-34	35-54	55+	Male	Female	BC	AB	SK/MB	ONT	QC	ATL
		A	B	C	D	E	F	G	H	I	J	K
Agree (Strongly/Somewhat)	83%	89% BC	80%	82%	85%	81%	80%	83%	83%	83%	83%	88%
Disagree (Strongly/Somewhat)	9%	8%	12% C	8%	9%	9%	10%	12%	8%	10%	8%	7%

About Ipsos

Ipsos is the third largest market research company in the world, present in 90 markets and employing more than 19,000 people.

Our research professionals, analysts and scientists have built unique multi-specialist capabilities that provide powerful insights into the actions, opinions and motivations of citizens, consumers, patients, customers or employees. Our 75 business solutions are based on primary data coming from our surveys, social media monitoring, and qualitative or observational techniques.

“Game Changers” – our tagline – summarises our ambition to help our 5,000 clients to navigate more easily our deeply changing world.

Founded in France in 1975, Ipsos is listed on the Euronext Paris since July 1st, 1999. The company is part of the SBF 120 and the Mid-60 index and is eligible for the Deferred Settlement Service (SRD).

ISIN code FR0000073298, Reuters ISOS.PA, Bloomberg IPS:FP
www.ipsos.com

Game Changers

In our world of rapid change, the need for reliable information to make confident decisions has never been greater.

At Ipsos we believe our clients need more than a data supplier, they need a partner who can produce accurate and relevant information and turn it into actionable truth.

This is why our passionately curious experts not only provide the most precise measurement, but shape it to provide True Understanding of Society, Markets and People.

To do this we use the best of science, technology and know-how and apply the principles of security, simplicity, speed and substance to everything we do.

So that our clients can act faster, smarter and bolder. Ultimately, success comes down to a simple truth:
You act better when you are sure.