

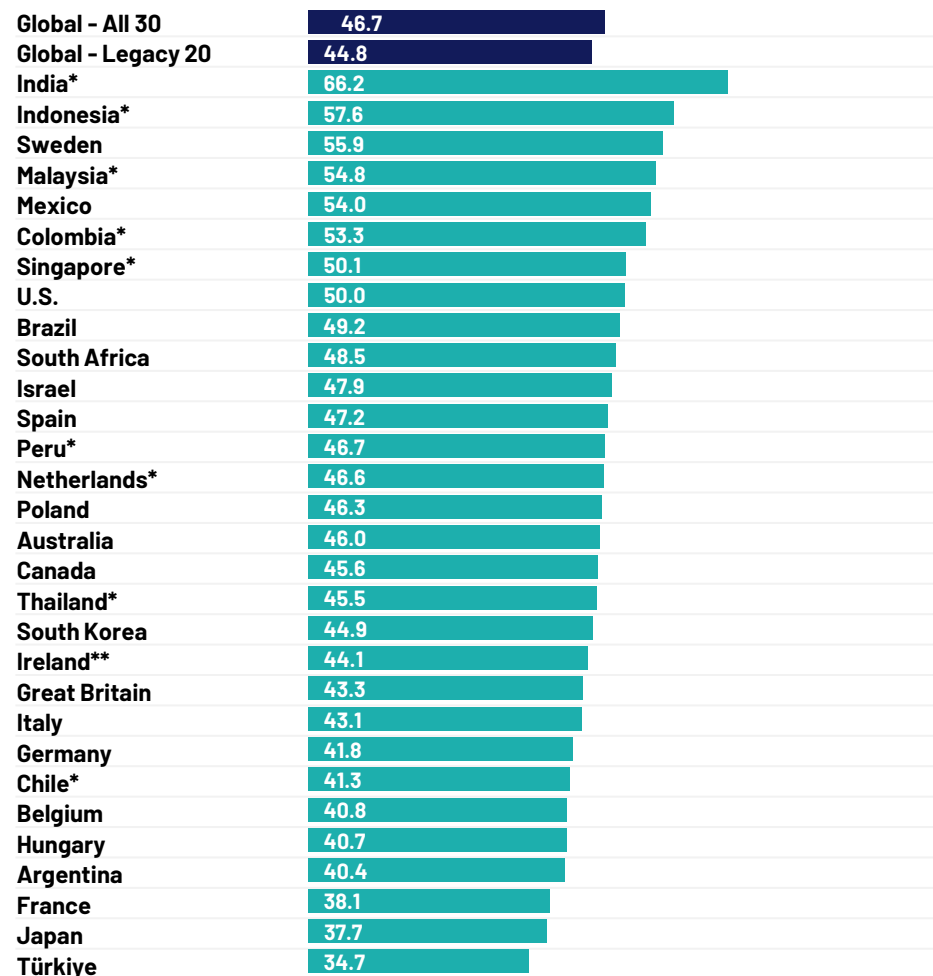
GLOBAL CONSUMER CONFIDENCE INDEX: TRENDS SINCE 2010

A 30-country Global Advisor survey

April 2026

Overall Consumer Confidence Index

April 2026



1-month change (vs. March 2026)				1-year change (vs. April 2025)			
Significant losses (-2.0 or less)		Significant gains (+2.0 or more)		Significant losses (-2.0 or less)		Significant gains (+2.0 or more)	
Thailand	-10.9	India	+8.9	Singapore	-9.7	India	+8.4
Chile	-7.5			Thailand	-9.0	Colombia	+7.1
Malaysia	-6.1			Netherlands	-5.8	South Korea	+6.6
South Korea	-5.1			Argentina	-5.7	Hungary	+6.0
Japan	-4.7			Great Britain	-5.7	South Africa	+5.1
Australia	-4.6			Belgium	-5.0	Peru	+4.9
Italy	-4.4			France	-4.2	Israel	+4.1
Ireland	-4.3			Malaysia	-3.6	Sweden	+3.4
Belgium	-4.2			Indonesia	-3.6		
Spain	-4.1			Australia	-3.3		
France	-3.9			Germany	-3.1		
Singapore	-3.9			Mexico	-2.9		
Canada	-3.8			Italy	-2.9		
U.S.	-3.4			U.S.	-2.8		
Brazil	-3.0			Brazil	-2.1		
Germany	-2.9						
Netherlands	-2.8						
Great Britain	-2.7						
Poland	-2.7						
Peru	-2.1						

New: Index based on single-month only data

Global All 30: average all 30 countries

Global Legacy 20: average all 20 long-tracked countries (i.e., excluding the 10 added or modified starting in February 2023)

* Country added or modified in February 2023

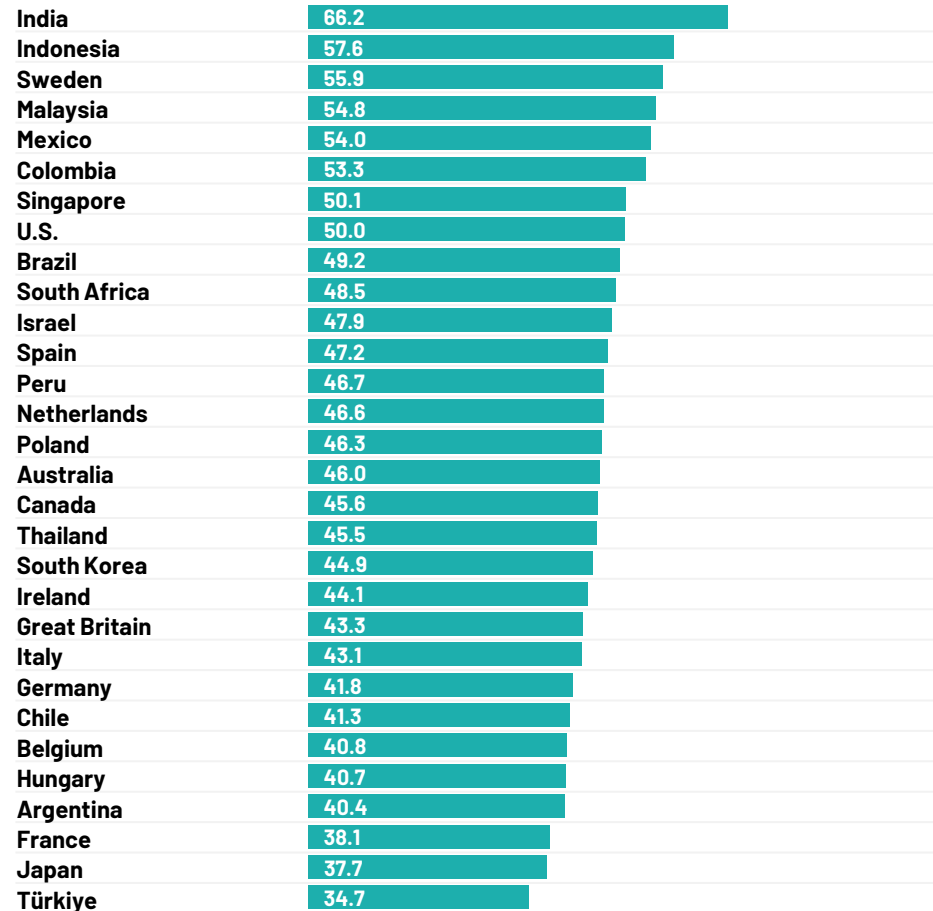
**Country added in May 2025



April 2026 Overall (or "National") Index

(Based on single-month only data)

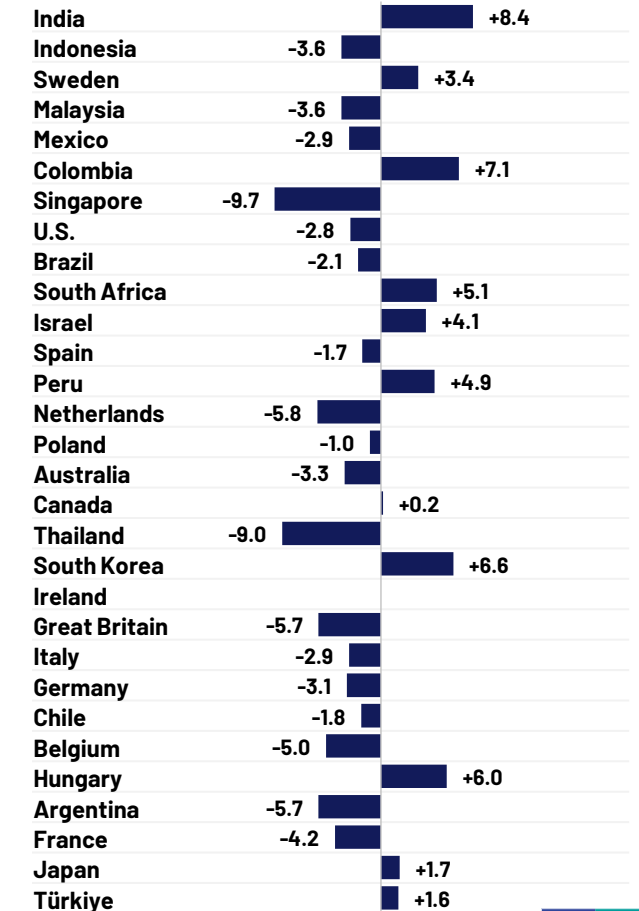
National Index



1-month change (vs. March 2026)



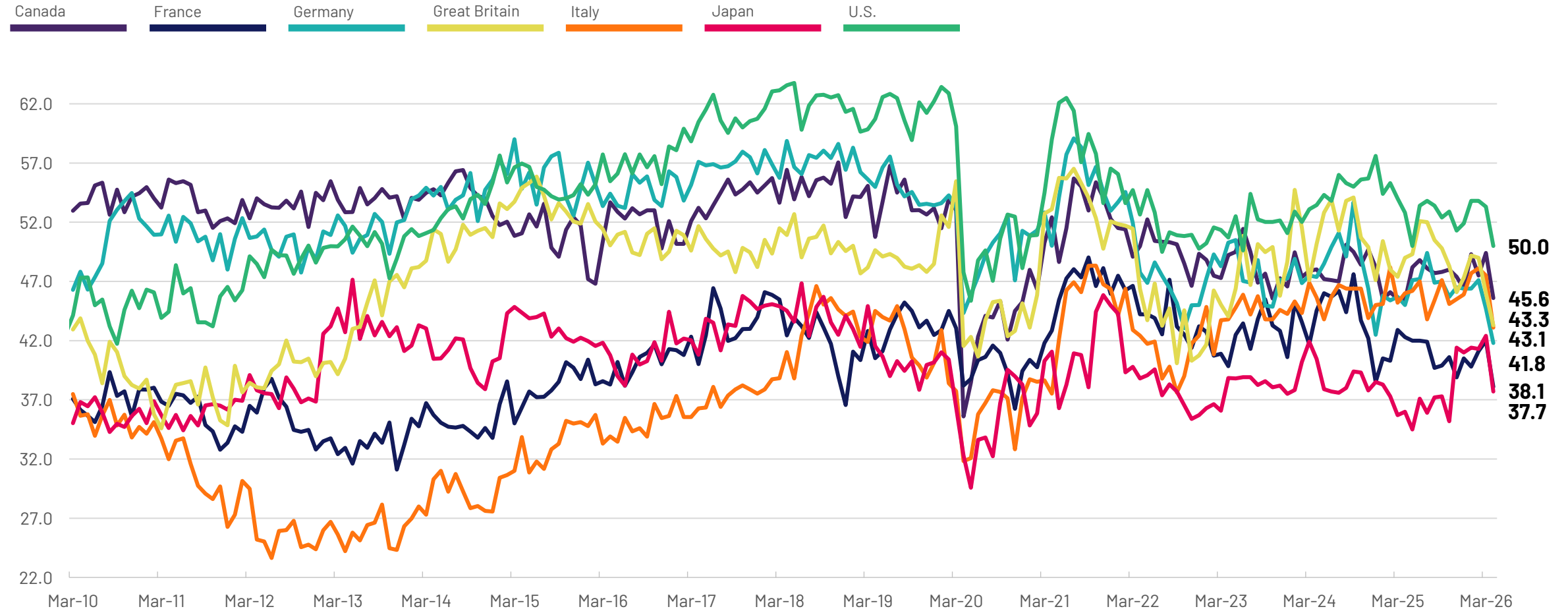
1-year change (vs. April 2025)



INDIVIDUAL COUNTRY TRENDS

Overall consumer confidence index – 17-year trend

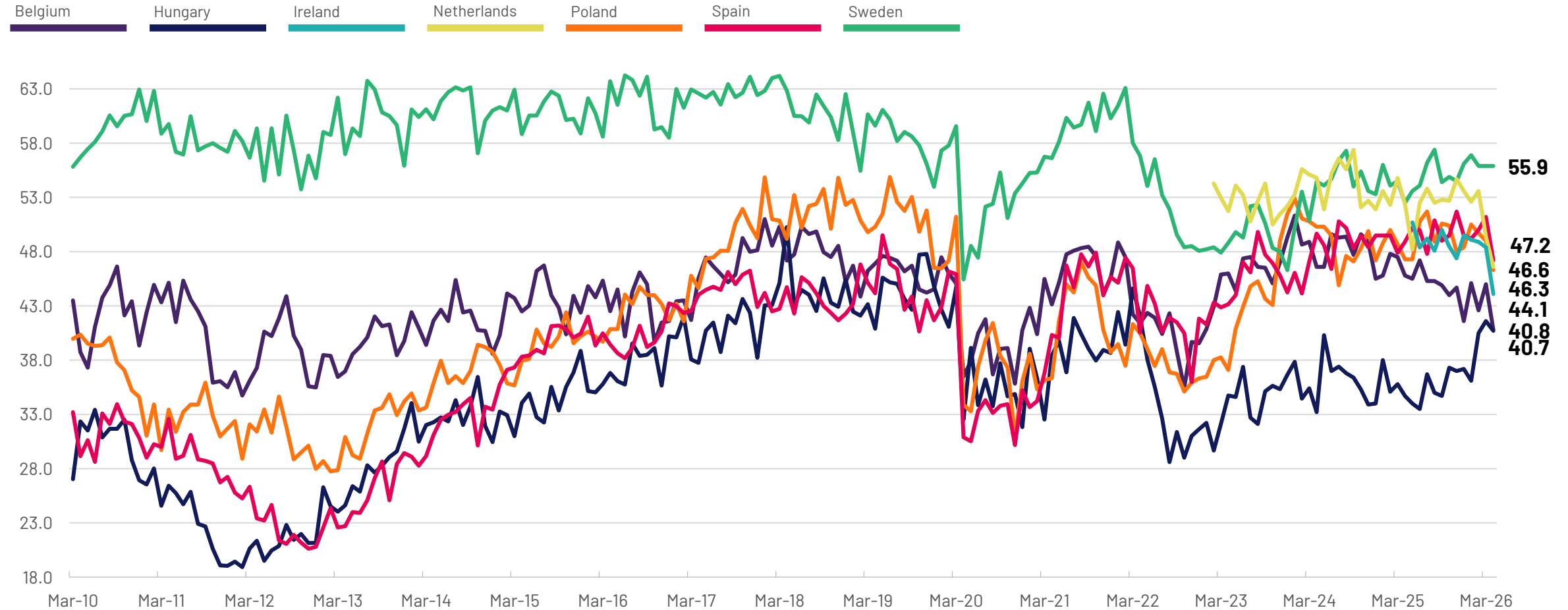
G7 countries



Index based on single-month only data for all months since March 2010

Overall consumer confidence index – 17-year trend

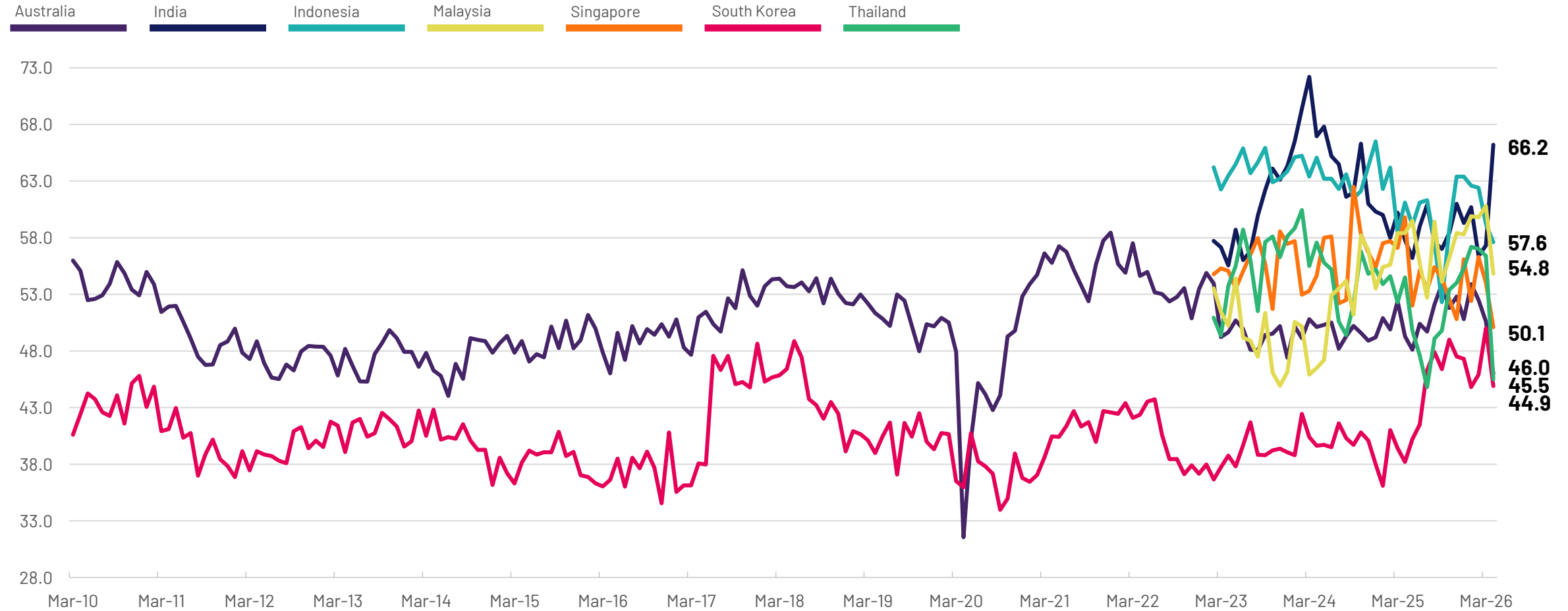
Other Europe countries



Index based on single-month only data for all months since March 2010

Overall consumer confidence index – 17-year trend

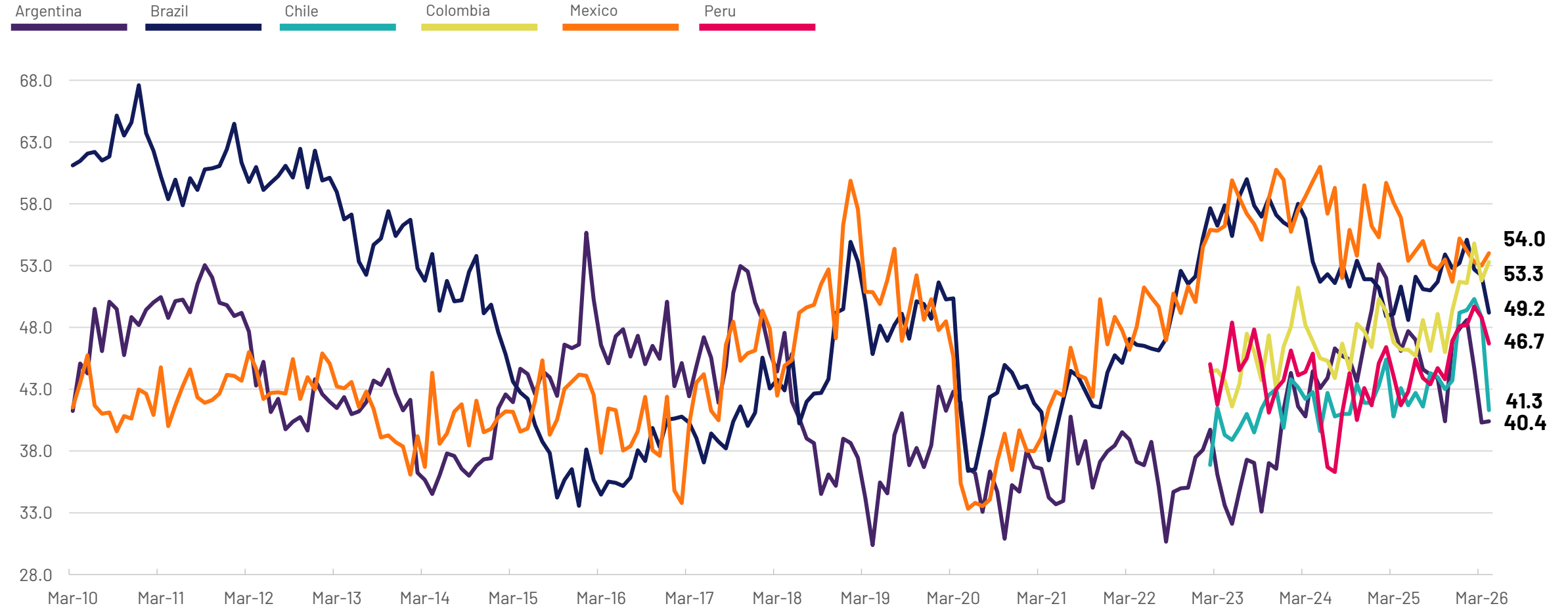
Asia-Pacific countries



Index based on single-month only data for all months since March 2010

Overall consumer confidence index – 17-year trend

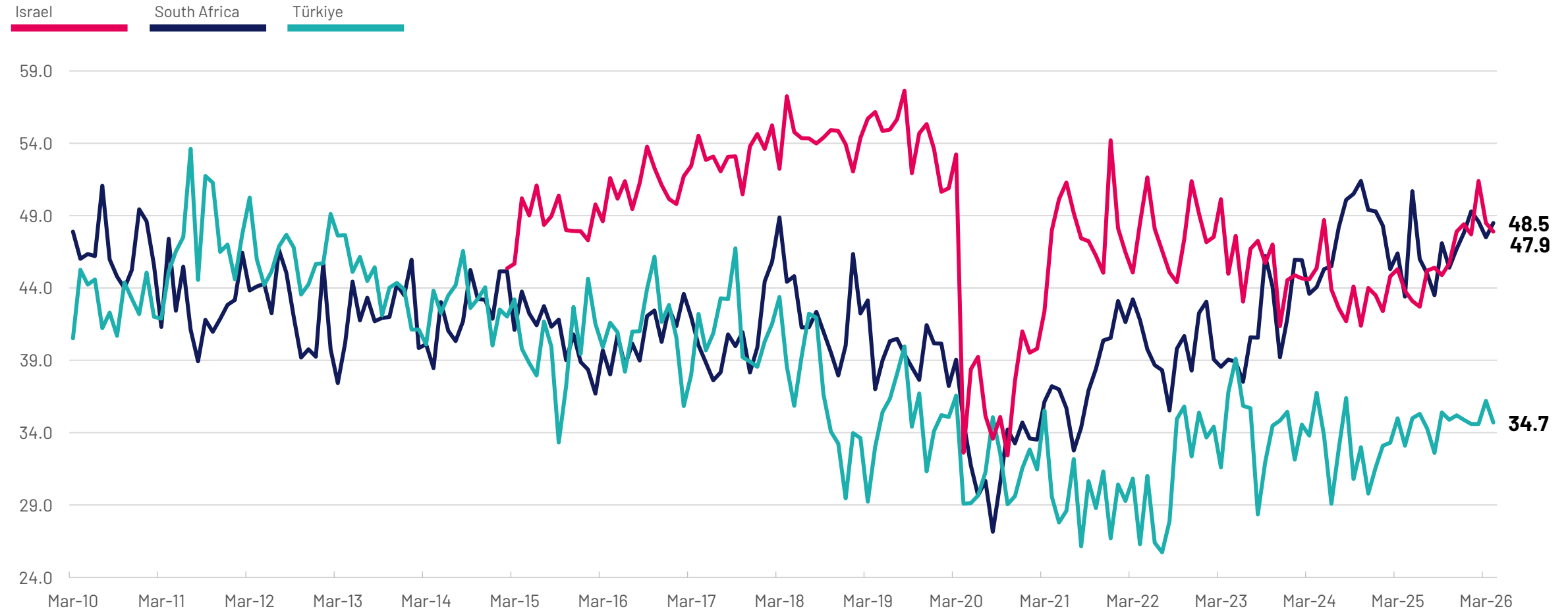
Latin America countries



Index based on single-month only data for all months since March 2010

Overall consumer confidence index – 17-year trend

Middle East-Africa countries



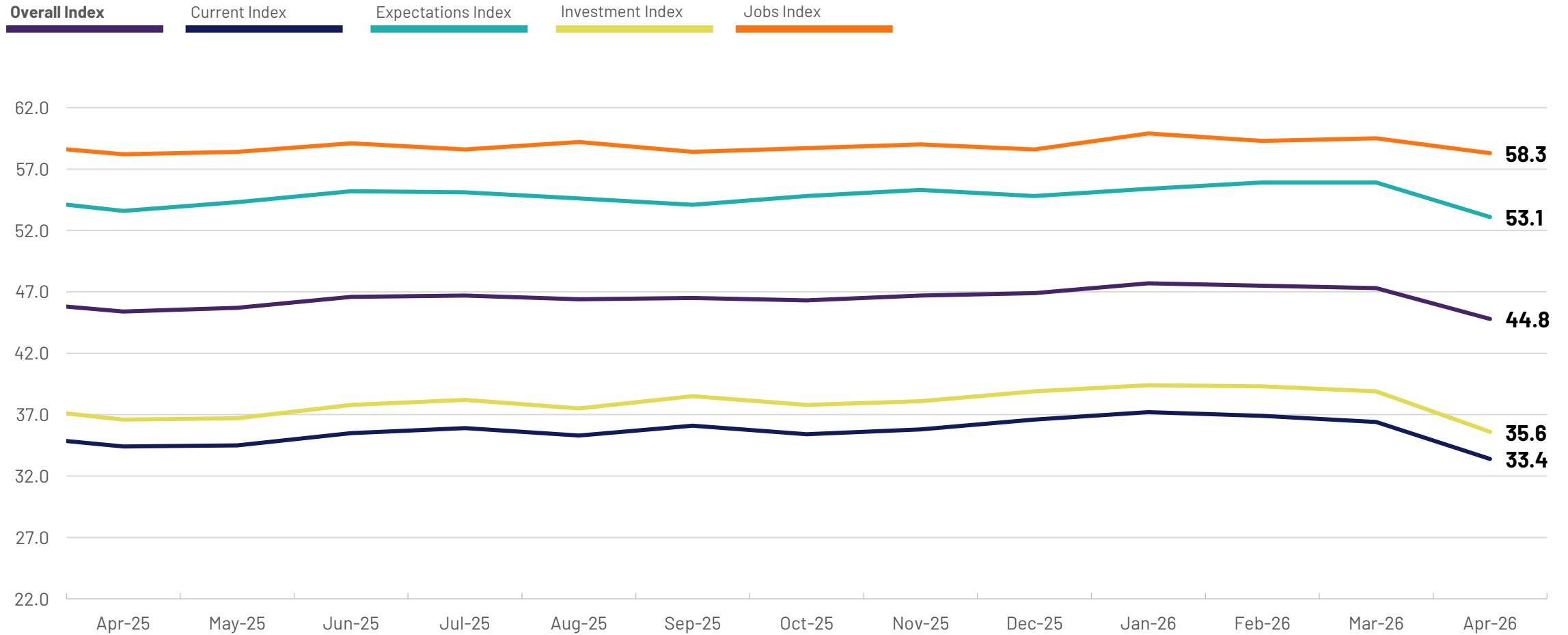
Index based on single-month only data for all months since March 2010



GLOBAL AND REGIONAL TRENDS – 20 LEGACY COUNTRIES

All indices – 1-year trend “like for like”

Global averages based on 20 legacy countries only

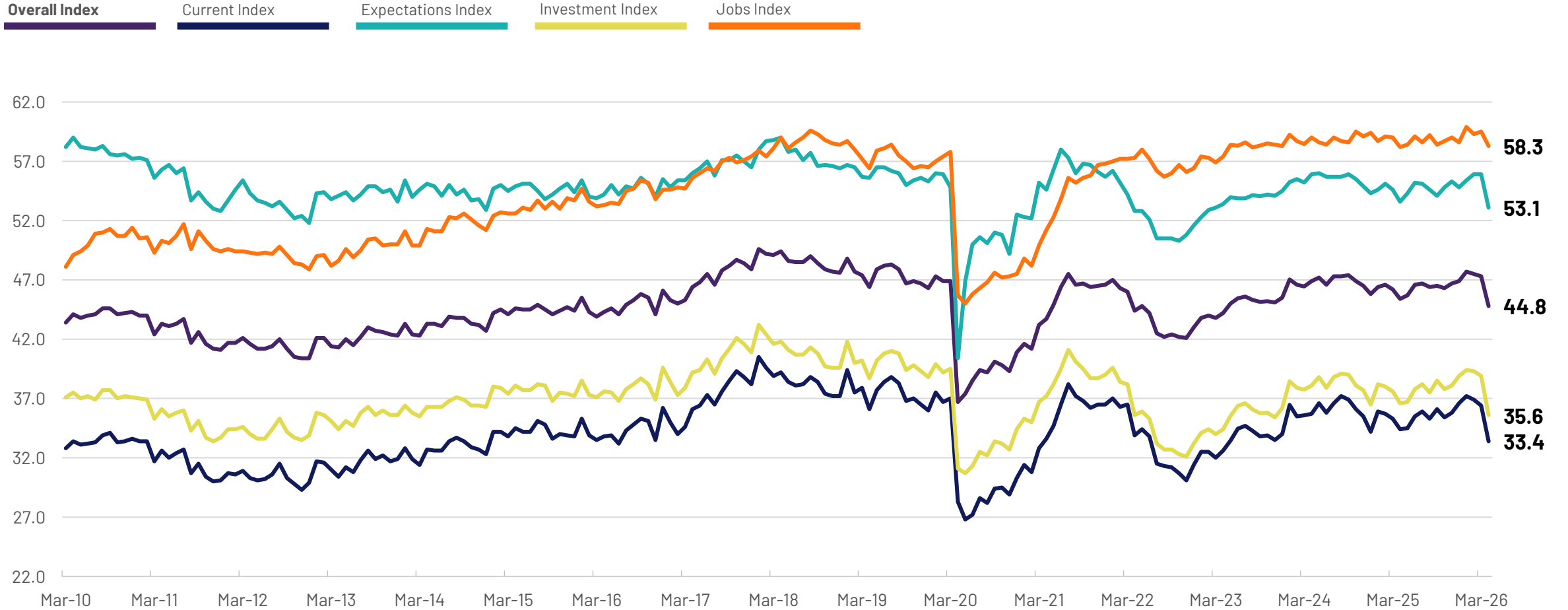


Indices based on single-month only data for all months since March 2010

*Bases include only long-tracked countries and none of the countries added to or modified in the survey in 2023

All indices – 17-year trend “like for like”

Global averages based on 20 legacy countries only

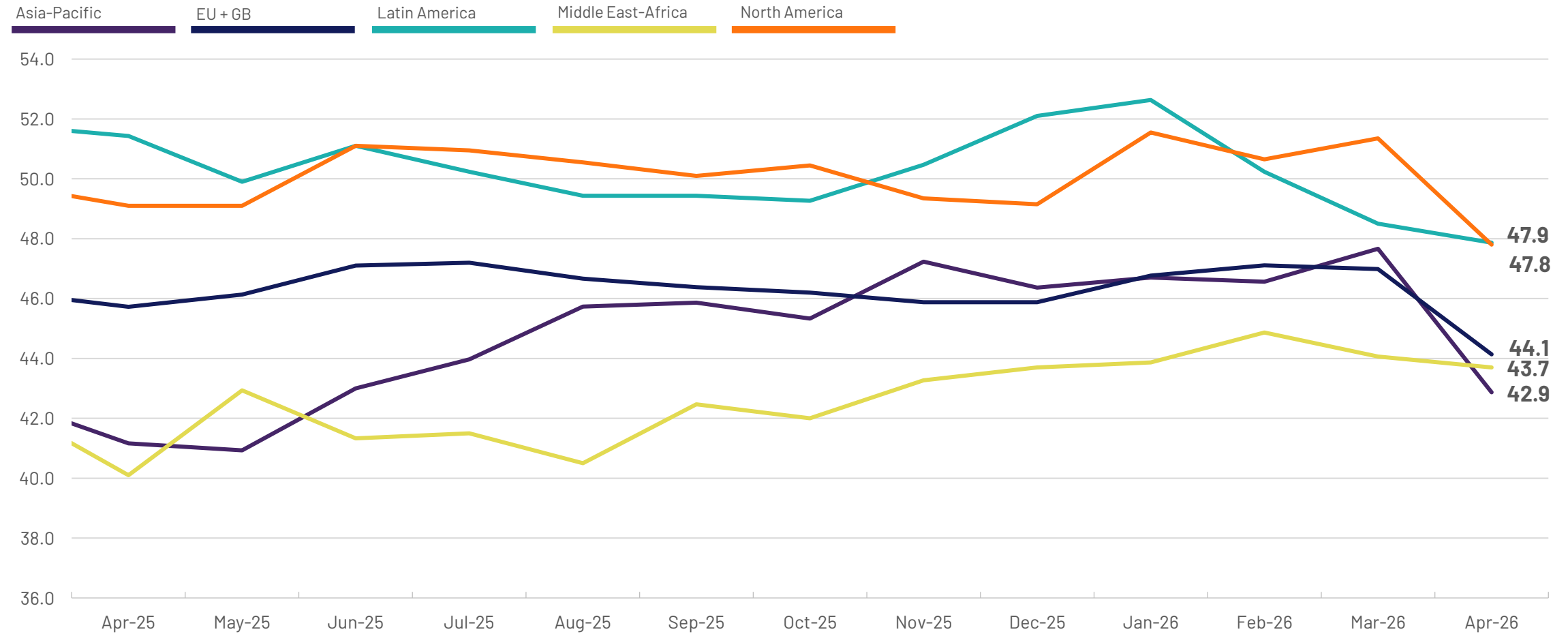


Indices based on single-month only data for all months since March 2010
 *Bases include only long-tracked countries and none of the countries added to or modified in the survey in 2023



Overall consumer confidence index – 1-year trend “like for like”

Regional averages based on legacy countries only

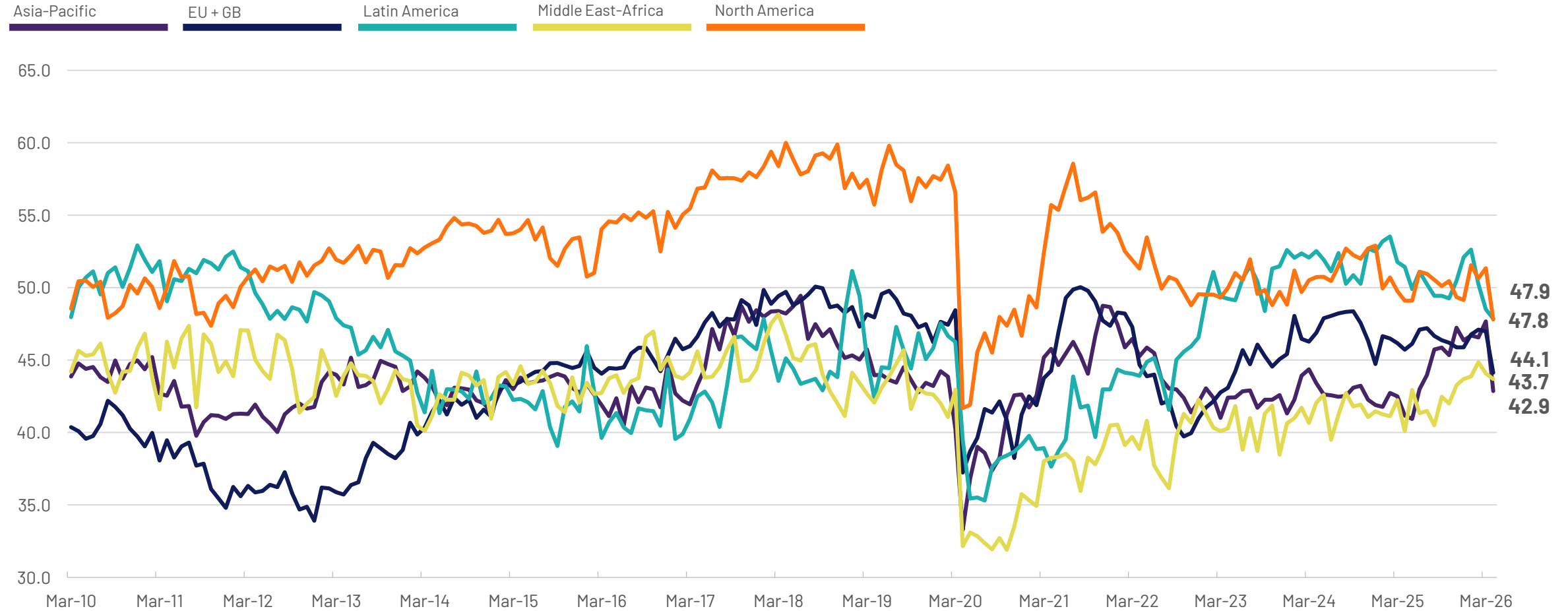


Index based on single-month only data for all months since March 2010

*Bases include only long-tracked countries and none of the countries added to or modified in the survey in 2023

Overall consumer confidence index – 17-year trend “like for like”

Regional averages based on legacy countries only



Index based on single-month only data for all months since March 2010

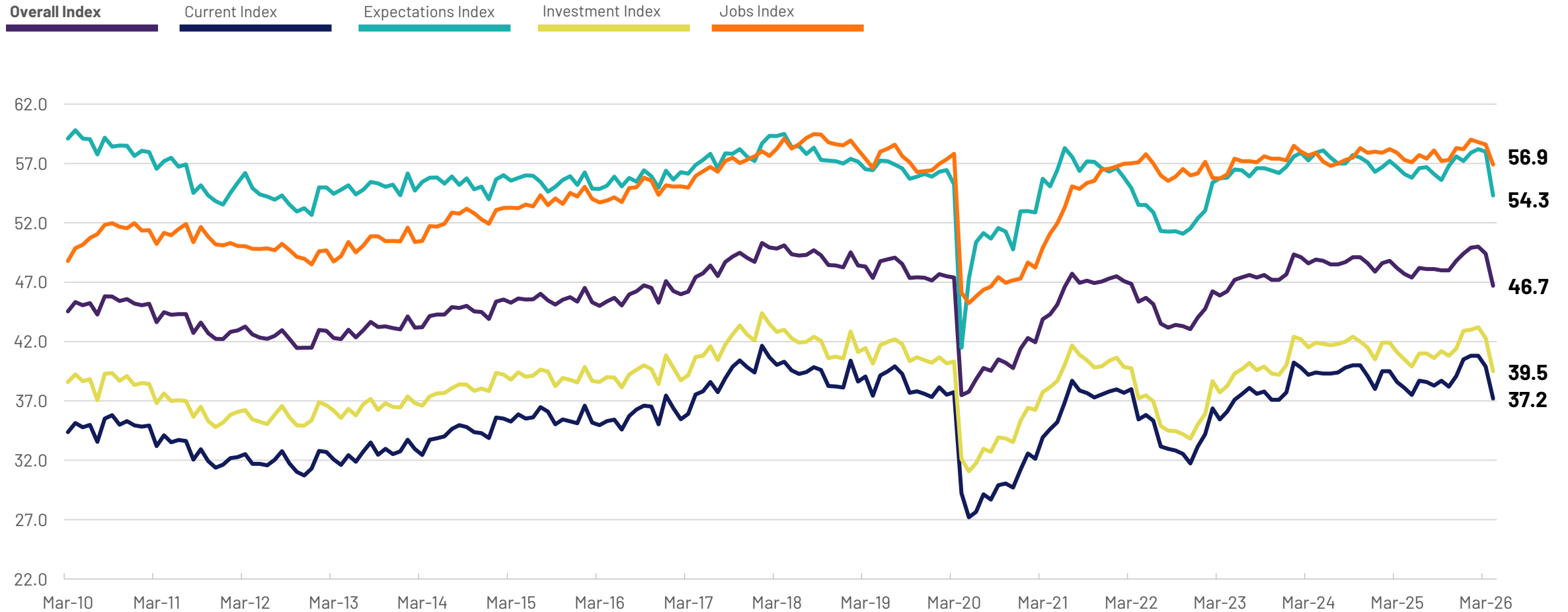
*Bases include only long-tracked countries and none of the countries added to or modified in the survey in 2023

GLOBAL AND REGIONAL TRENDS – ALL COUNTRIES



All indices – 17-year trend

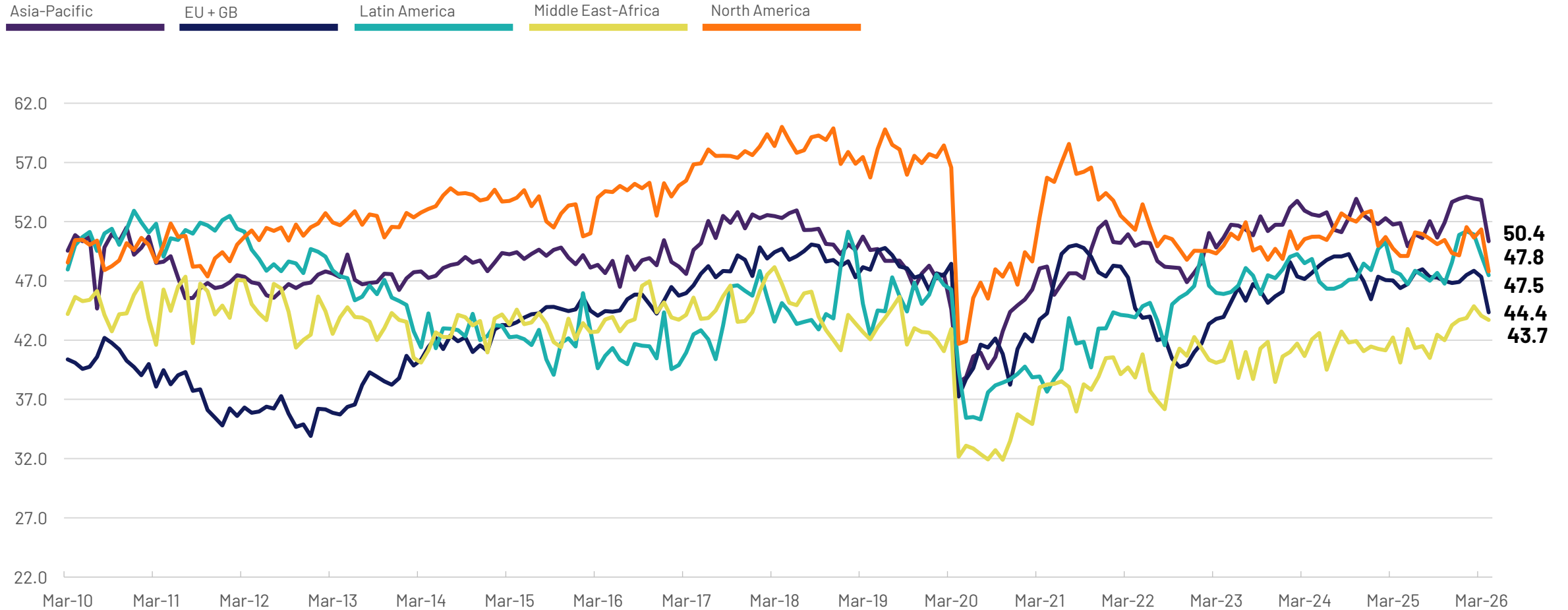
Global averages including countries added in 2023 and 2025



Indices based on single-month only data for all months since March 2010
*Averages for any given month based on all countries surveyed that month

Overall consumer confidence index – 17-year trend

Regional averages including countries added in 2023 and 2025



Index based on single-month only data for all months since March 2010

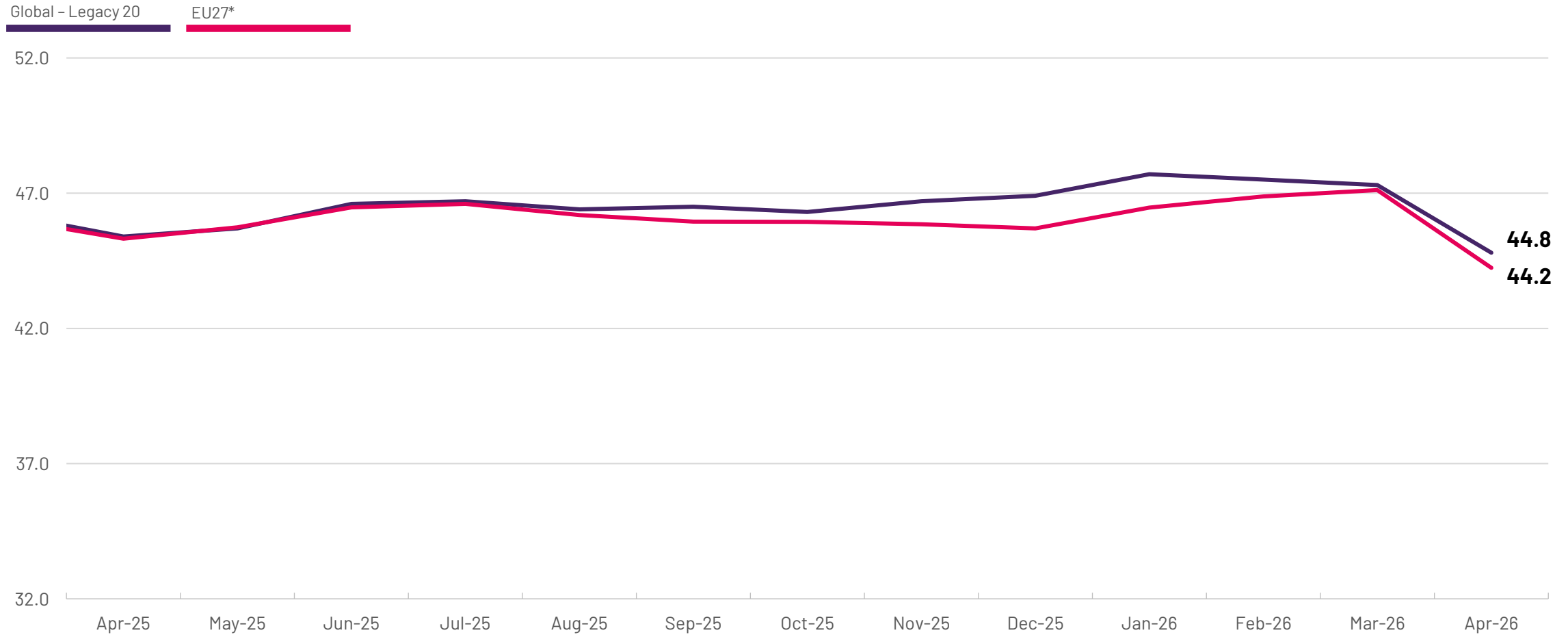
*Averages for any given month based on all countries surveyed that month

EU27 TRENDS



Overall consumer confidence index – 1-year trend “like for like”

EU27 and global averages based on legacy countries only

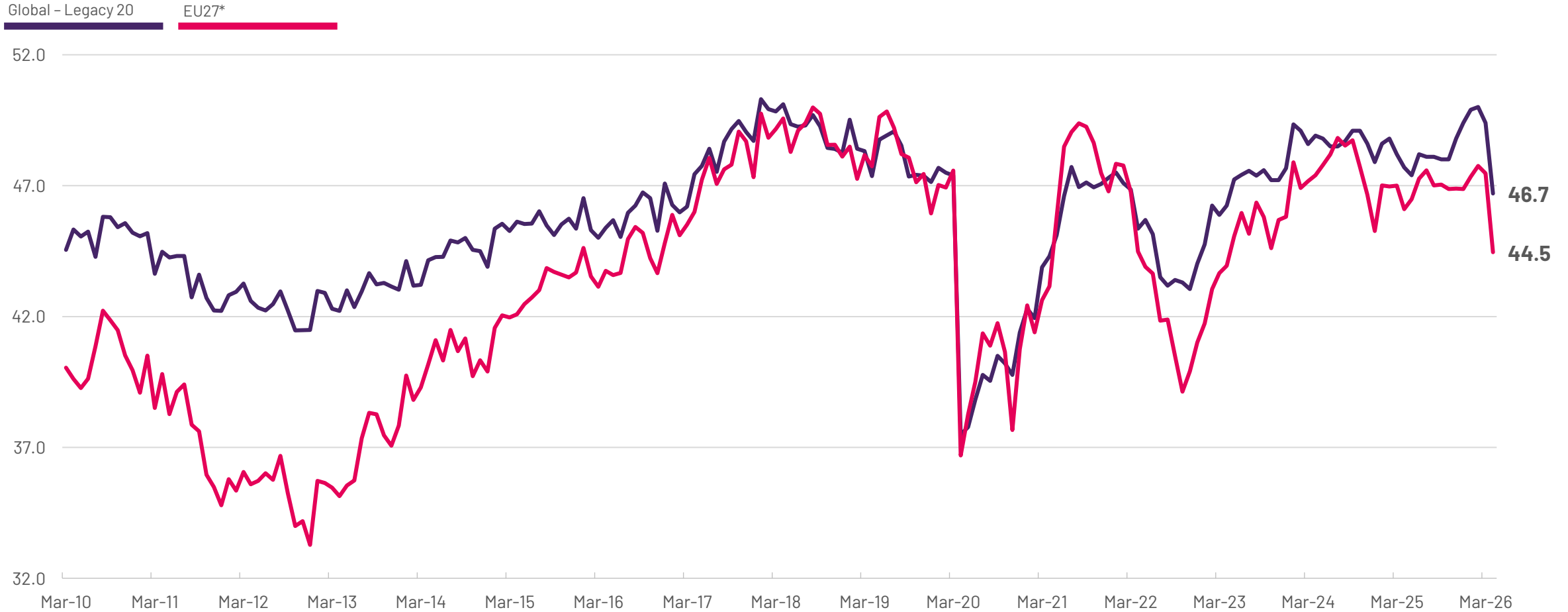


Index based on single-month only data for all months since March 2010

*Global base includes only 20 long-tracked countries; EU27 “like for like” index is the average of indices for BE, FR, DE, HU, IT, PL, ES, and SE

Overall consumer confidence index – 17-year trend

EU27 and global averages including countries added in 2023 and 2025



Index based on single-month only data for all months since March 2010

* Averages for any given month based on all countries surveyed that month; EU27 index is the average of indices for:

BE, FR, DE, HU, IT, PL, ES, and SE from March 2010 to January 2023 | BE, FR, DE, HU, IT, PL, ES, SE, and NL from February 2023 – April 2025 | BE, FR, DE, HU, IT, PL, ES, SE, NL, and IE as of May 2025

METHODOLOGY



Methodology

These findings are based on data from a monthly 30-country survey conducted by Ipsos on its Global Advisor online survey platform. They are first reported each month by LSEG as the Primary Consumer Sentiment Index (PCSI).

The results are based on interviews with over 21,000 adults aged 18+ in India, 18-74 in Canada, Ireland, Israel, Malaysia, South Africa, Turkey, and the United States, 20-74 in Thailand, 21-74 in Indonesia and Singapore, and 16-74 in all other countries.

The sample consists of 1,000+ individuals each in Australia, Brazil, Canada, France, Germany, Great Britain, India, Italy, Japan, Spain, and the U.S., and 500+ individuals in each of Argentina, Belgium, Chile, Colombia, Hungary, Indonesia, Ireland, Israel, Malaysia, Mexico, the Netherlands, Peru, Poland, Singapore, South Africa, South Korea, Sweden, Thailand, and Türkiye.

Samples in Argentina, Australia, Belgium, Canada, France, Germany, Great Britain, Hungary, Italy, Japan, the Netherlands, Poland, South Korea, Spain, Sweden, and the U.S. can be considered representative of their general adult populations under the age of 75. Samples in Brazil, Chile, Colombia, India, Indonesia, Israel, Ireland, Malaysia, Mexico, Peru, Singapore, South Africa, Thailand, and Turkey are more urban, more educated, and/or more affluent than the general population. The survey results for these countries should be viewed as reflecting the views of the more “connected” segment of their populations. The data is weighted so that the composition of the sample in each country best reflects the demographic profile of the adult population according to the most recent census data.

The global indices and averages reported here reflect the average result for all the countries and markets in which the survey was conducted. They have not been adjusted to the population size of each country or market and are not intended to suggest “total” results.

Sample surveys and polls may be subject to other sources of error, including, but not limited to coverage error, and measurement error. The precision of Ipsos online surveys is calculated using a Bayesian credibility interval with a survey of N=1,000 being accurate to +/- 3.5 percentage points and a survey of N=500 being accurate to +/- 5.0 percentage points. For more information on credibility intervals, visit [this page](#).

For the Global Index, significant changes are +/- 0.5 point. For individual countries, significant changes are +/- 2.0 points.

The LSEG/Ipsos Primary Consumer Sentiment Index (PCSI), ongoing since 2010, is a monthly survey of consumer attitudes on the current and future state of their local economy, personal financial situation, savings, and confidence to make major investments. The PCSI metrics reported each month for each of the countries surveyed consist of a “Primary Index” based on all 10 questions below and of several “sub-indices” each based on a subset of these 10 questions.

The publication of these findings abides by local rules and regulations.

**Starting this month, interviews in India are being conducted on the Ipsos Global Advisor platform. In previous months, interviews were conducted on the IndiaBus platform and were a mix of face-to-face and online interviews. Some of the changes this month could be due to mode effects and/or a shift in sampling.*

Countries tracked (since March 2010 unless otherwise specified)

Countries	Asia-Pacific	EU + GB	Latin America	North America	Middle East -Africa	G7
Argentina			x			
Australia	x					
Belgium		x				
Brazil			x			
Canada				x		x
Chile			x (added Feb '23)			
Colombia			x (added Feb '23)			
France		x				x
Germany		x				x
Great Britain		x				x
Hungary		x				
India	x (modified Feb '23)					
Indonesia	x (added Feb '23)					
Ireland		x (added May '25)				
Israel					x (added Feb '15)	
Italy		x				x
Japan	x					x
Malaysia	x (added Feb '23)					
Mexico			x			
Netherlands		x (added Feb '23)				
Peru			x (added Feb '23)			
Poland		x				
Singapore	x (added Feb '23)					
South Africa					x	
South Korea	x					
Spain		x				
Sweden		x				
Thailand	x (added Feb '23)					
Türkiye					x	
United States				x		x



The regional and global averages reported in this document do not include data from any country or territory other than those listed in the above table.

LEARN MORE



✉ CONTACT

Johnny Sawyer

Senior Research Manager

US Public Affairs, Ipsos

Johnny.Sawyer@ipsos.com

www.ipsos.com