

WHAT WORRIES THE WORLD?

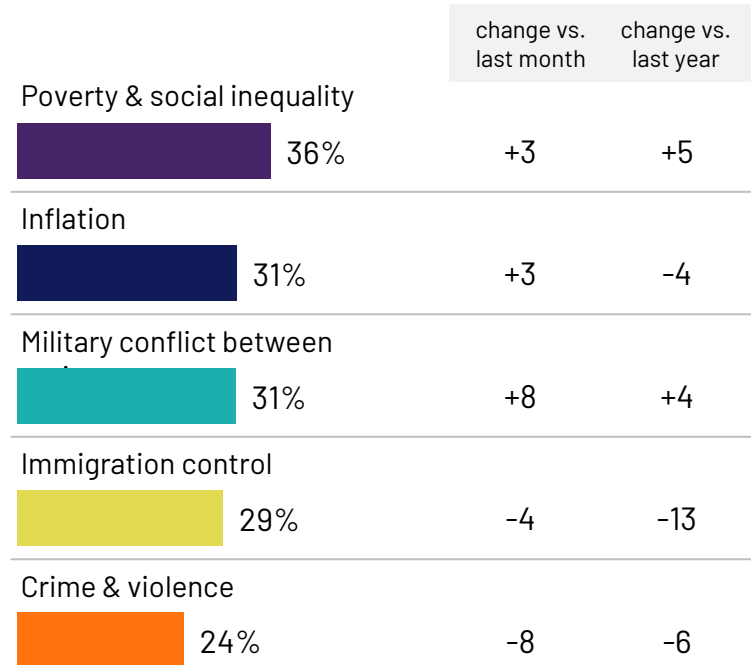
GERMANY REPORT

April 2026

GERMANY SUMMARY: APRIL 2026

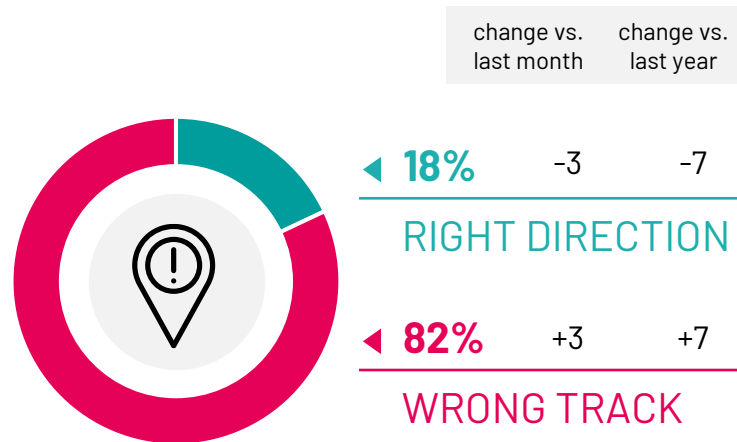
Top five worries

Q: Which three of the following topics do you find the most worrying in your country?



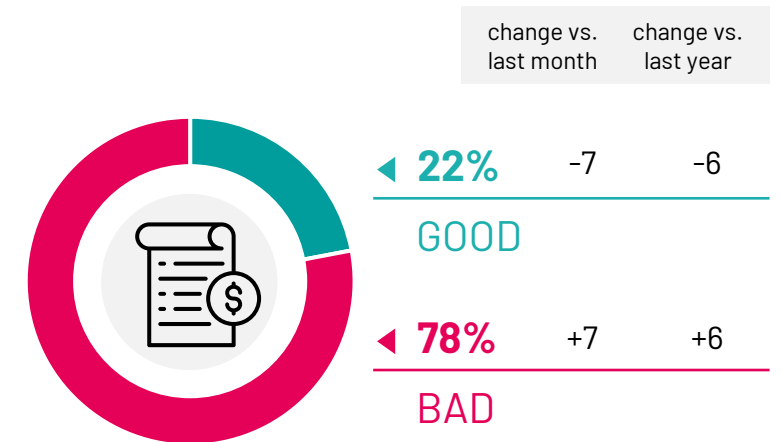
State of the country

Q: Generally speaking, would you say things in this country are heading in the right direction, or are they off on the wrong track?



State of the economy

Q: How would you describe the current economic situation in your country?



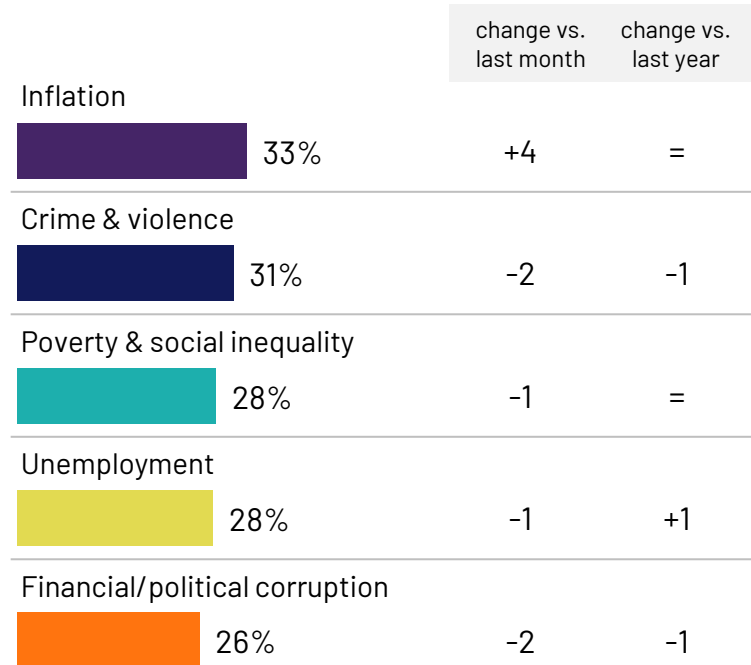
Base: Representative sample of German adults aged 16-74. c.1000 per month

Source: Ipsos Global Advisor. Global score is a Global Country Average. See methodology for details. Filter: Country: Germany | Current Wave: Apr 26

WORLD SUMMARY: APRIL 2026

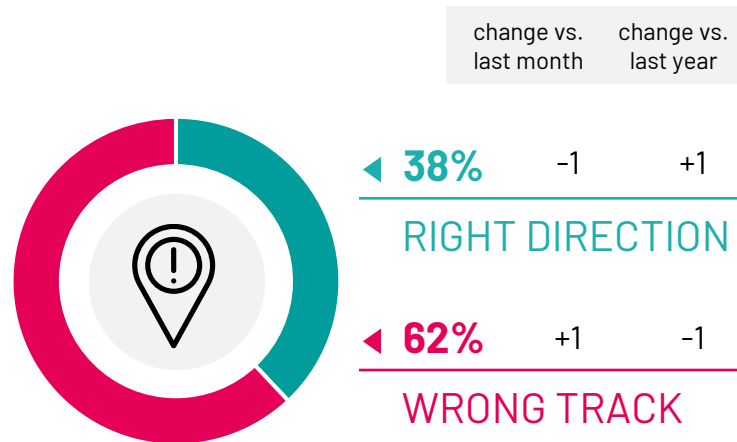
Top five worries

Q: Which three of the following topics do you find the most worrying in your country?



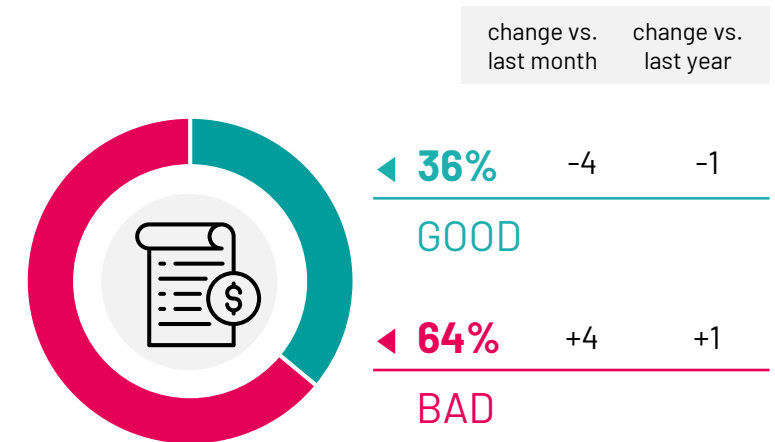
State of the country

Q: Generally speaking, would you say things in this country are heading in the right direction, or are they off on the wrong track?



State of the economy

Q: How would you describe the current economic situation in your country?



Base: Representative sample of 24,032 adults aged 16-74 in 30 participating countries, March 20th 2026 - April 3rd 2026.

Source: Ipsos Global Advisor. Global score is a Global Country Average. See methodology for details. Filter: Country: World | Current Wave: Apr 26

DIRECTION OF TRAVEL

A man in a dark suit is shown in profile, talking on a mobile phone. He is standing in front of a large, circular wall that is densely packed with numerous small, colorful national flags from various countries. The flags are arranged in a grid-like pattern, creating a vibrant and busy background. The lighting is soft, highlighting the man and the texture of the wall.

- Country comparisons
- Trends over time: Germany
- Trends over time: World

Right vs. Wrong Direction Monitor

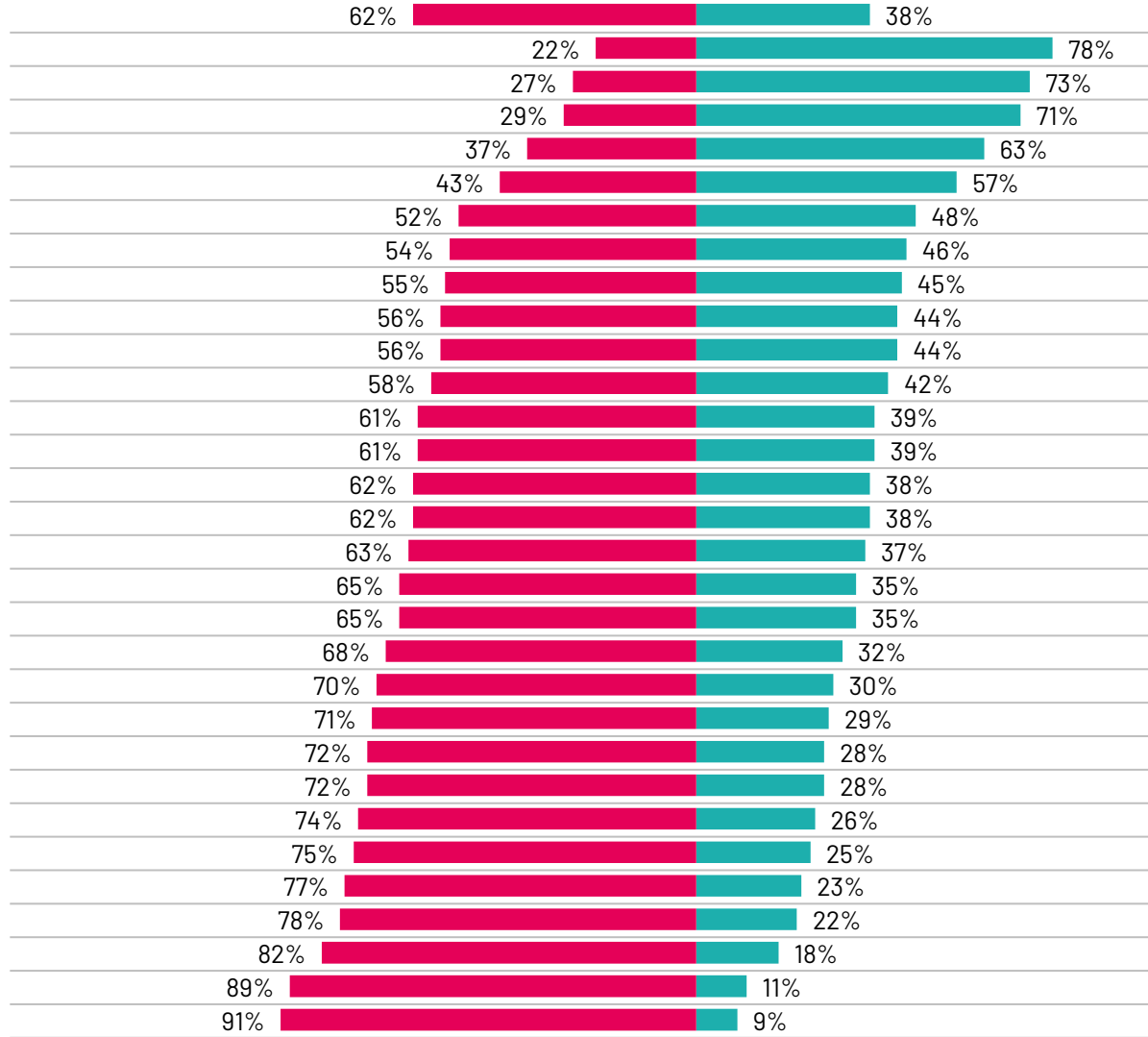
Base: Representative sample of 24,032 adults aged 16-74 in 30 participating countries, March 20th 2026 - April 3rd 2026.

Source: Ipsos Global Advisor. Global score is a Global Country Average. See methodology for details. **Filter:** Country: World | Current Wave: Apr 26

Country

World
Singapore
India
Malaysia
South Korea
Indonesia
Colombia
Argentina
Israel
Thailand
Chile
Canada
Poland
Japan
Ireland
Australia
Spain
US
Mexico
Brazil
Sweden
South Africa
Netherlands
Belgium
Türkiye
Italy
Hungary
Great Britain
Germany
Peru
France

Q: Would you say things in this country are heading in the right direction, or are they off on the wrong track? (April 2026)



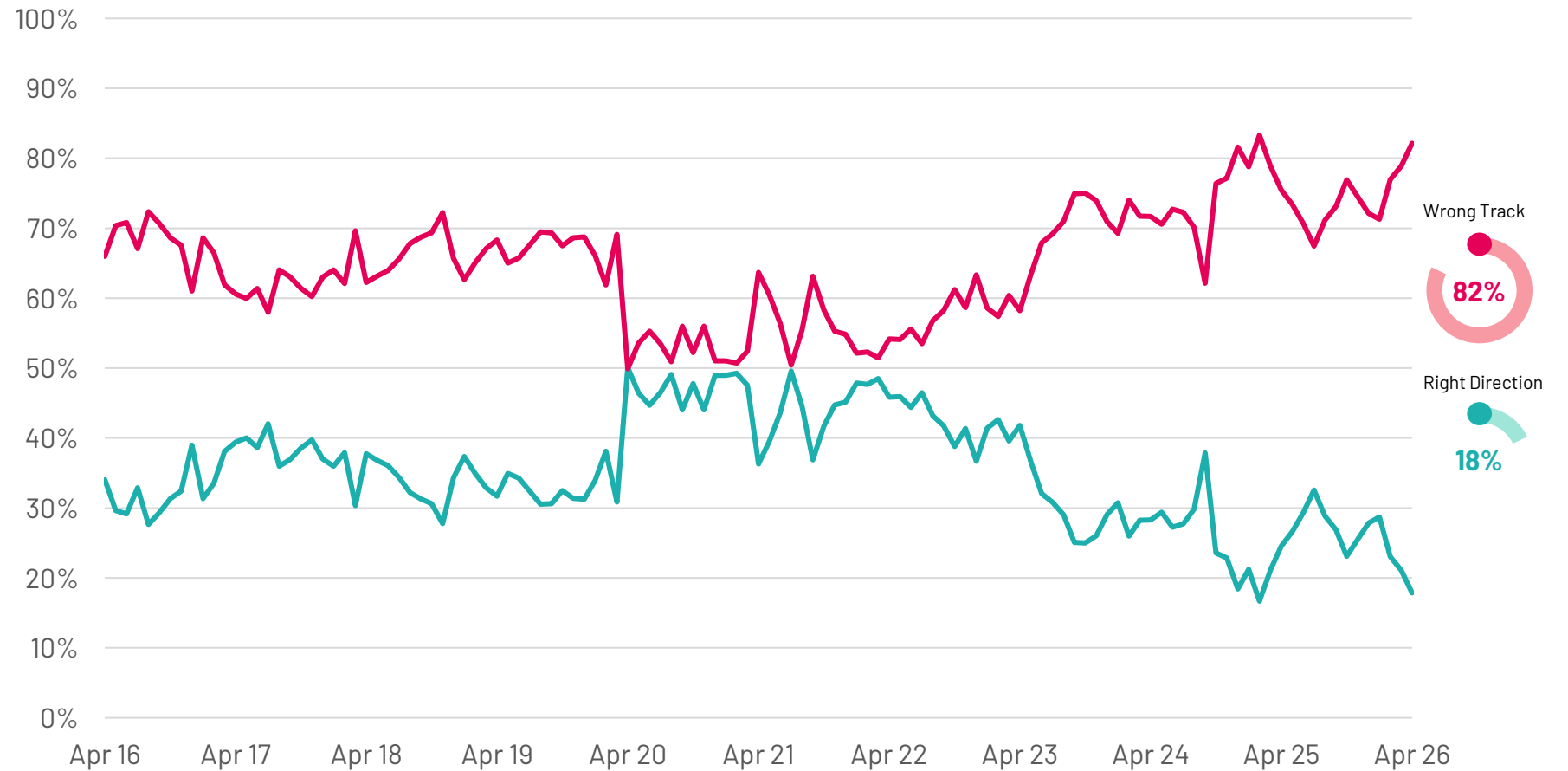
Right Direction
Wrong Track

Germany Right/Wrong Direction

Base: Representative sample of German adults aged 16-74. c.1000 per month

Source: Ipsos Global Advisor. Global score is a Global Country Average. See methodology for details. **Filter:** Country: Germany | Current Wave: Apr 26

Q: Would you say things in this country are heading in the right direction, or are they off on the wrong track?



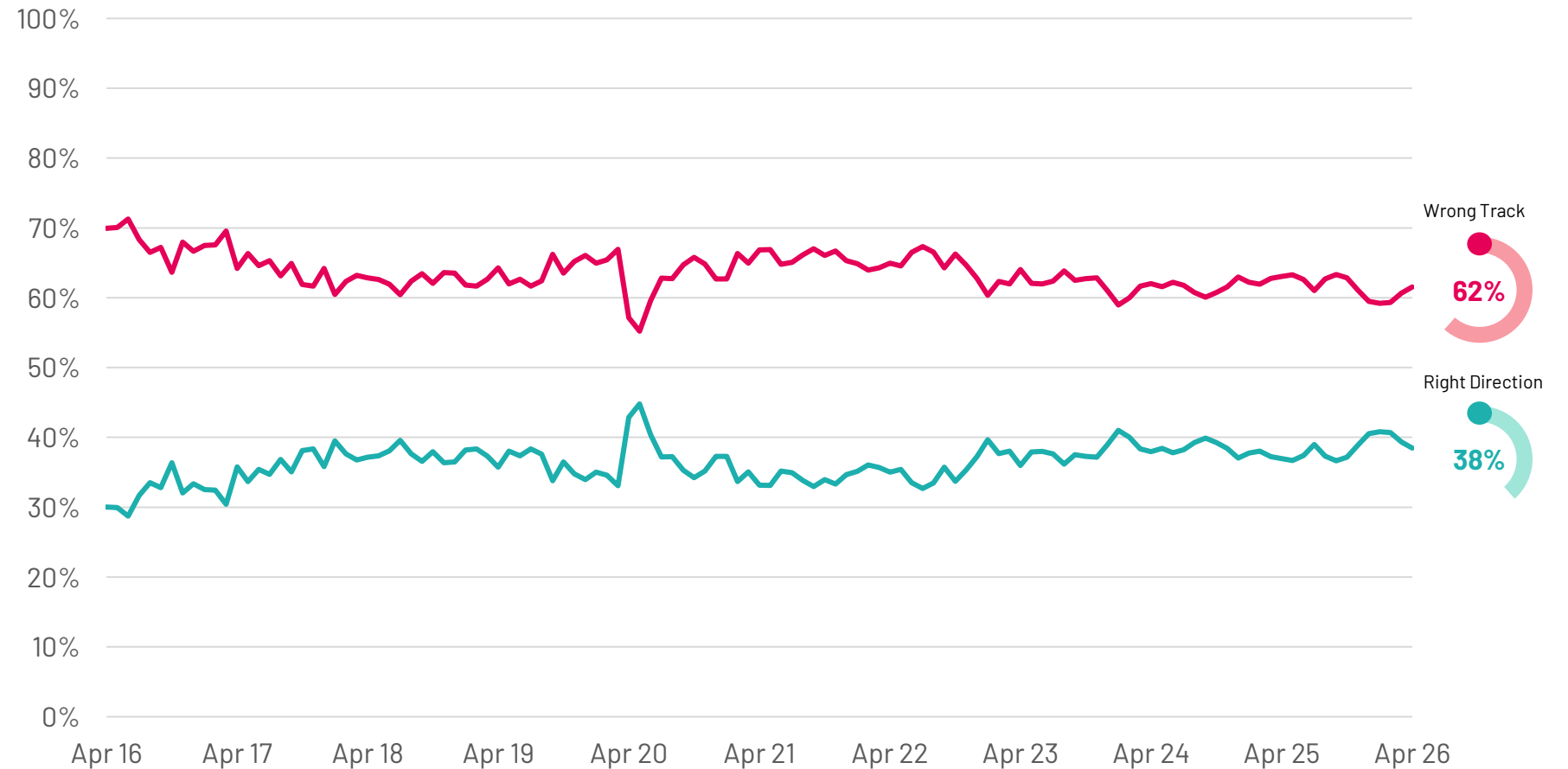
Global Right/Wrong Direction

Global country average score

Base: Representative sample of 24,032 adults aged 16-74 in 30 participating countries, March 20th 2026 - April 3rd 2026.

Source: Ipsos Global Advisor. Global score is a Global Country Average. See methodology for details. **Filter:** Country: World | Current Wave: Apr 26

Q: Would you say things in this country are heading in the right direction, or are they off on the wrong track?



GERMANY'S WORRIES

- Germany's top worries
- World's top worries
- Trends over time for worries: Germany & World

Germany's Worries

[Commentary]

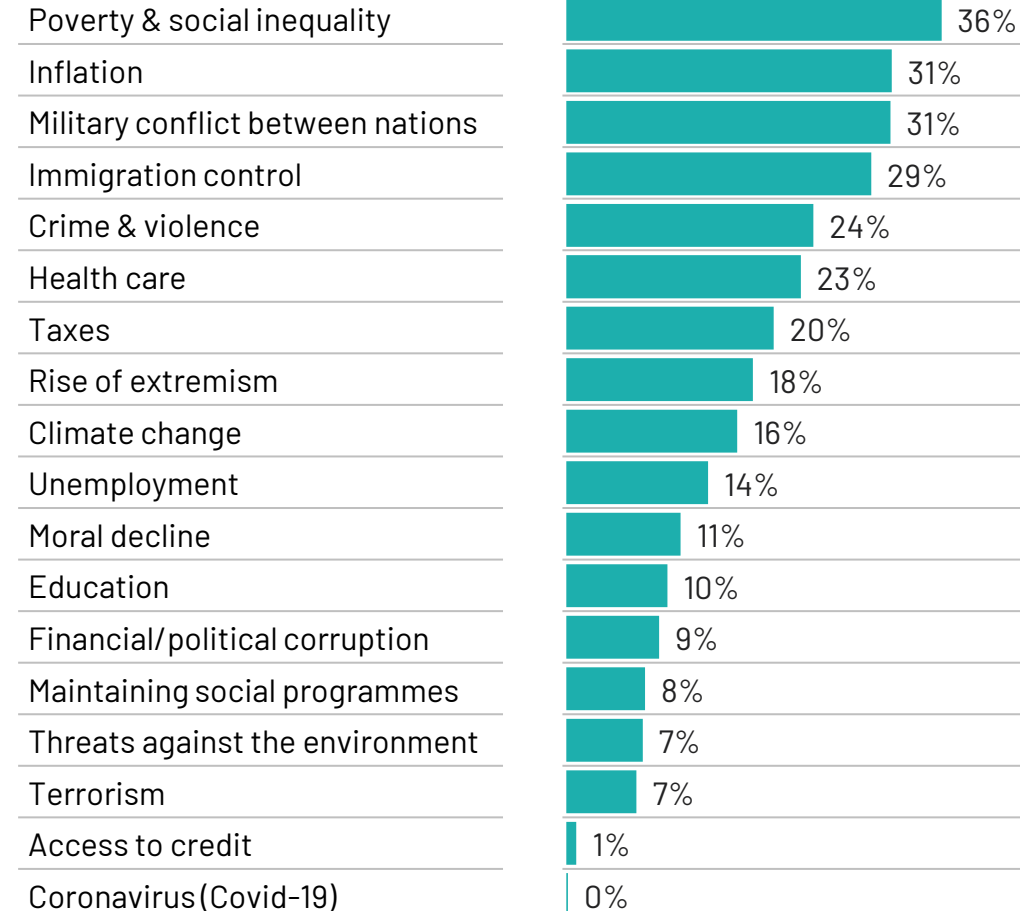
Base: Representative sample of German adults aged 16-74. c.1000 per month

Source: Ipsos Global Advisor. Global score is a Global Country Average. See methodology for details. **Filter:** Country: Germany | Current Wave: Apr 26

Q: Which three of the following topics do you find the most worrying in your country?

Worry

% mentioned in April 2026 (global country average)



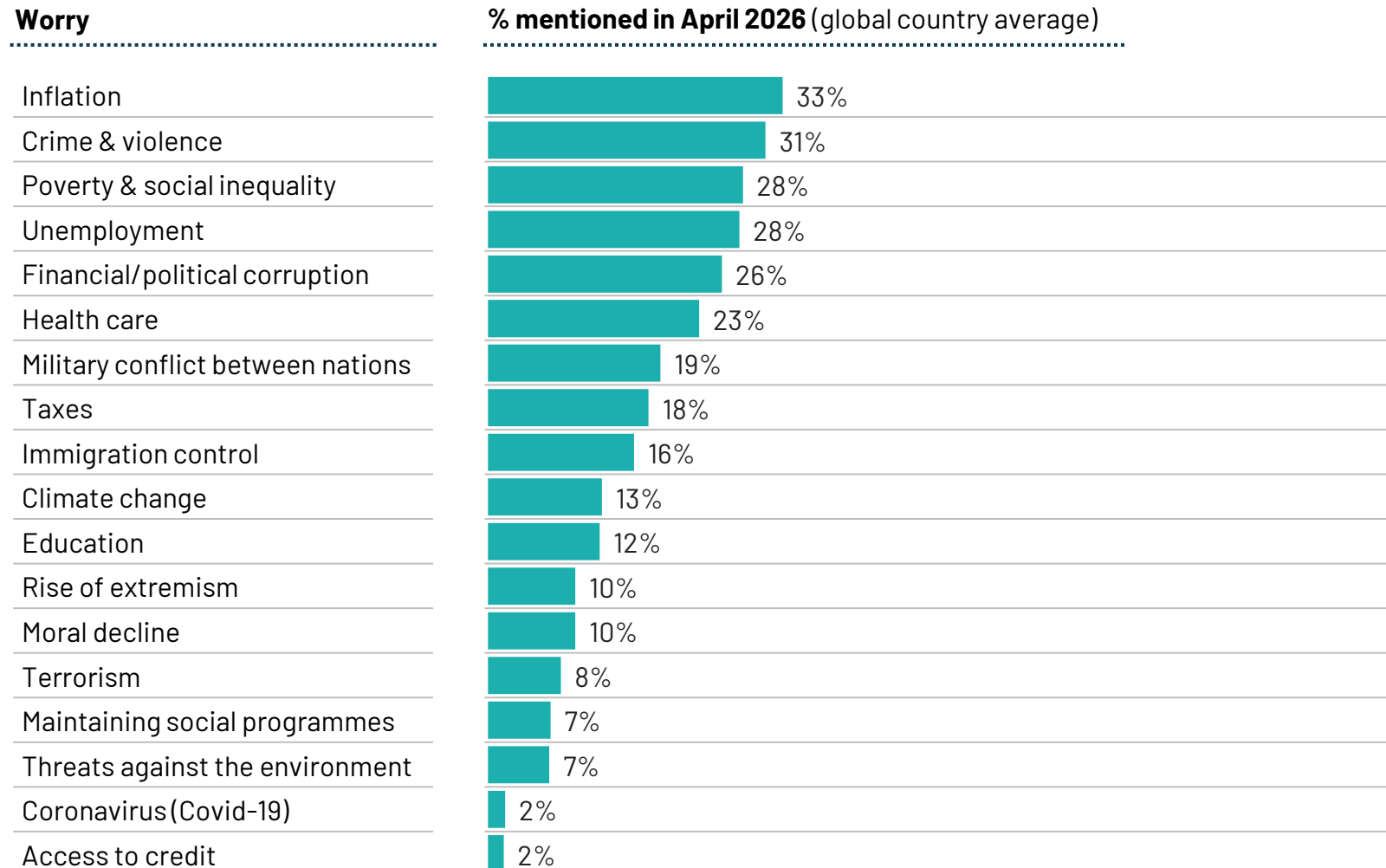
World Worries

[Commentary]

Base: Representative sample of 24,032 adults aged 16-74 in 30 participating countries, March 20th 2026 - April 3rd 2026.

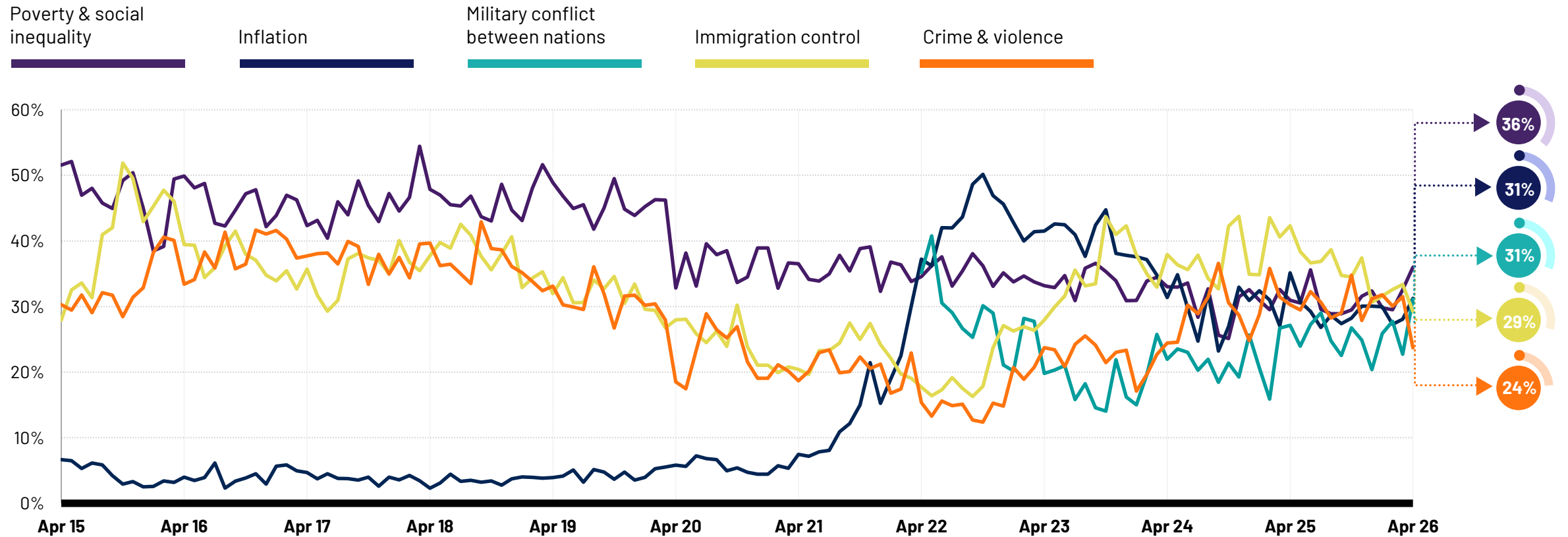
Source: Ipsos Global Advisor. Global score is a Global Country Average. See methodology for details. **Filter:** Country: World | Current Wave: Apr 26

Q: Which three of the following topics do you find the most worrying in your country?



Germany's current top five worries: long-term trend

Q: Which three of the following topics do you find the most worrying in your country?

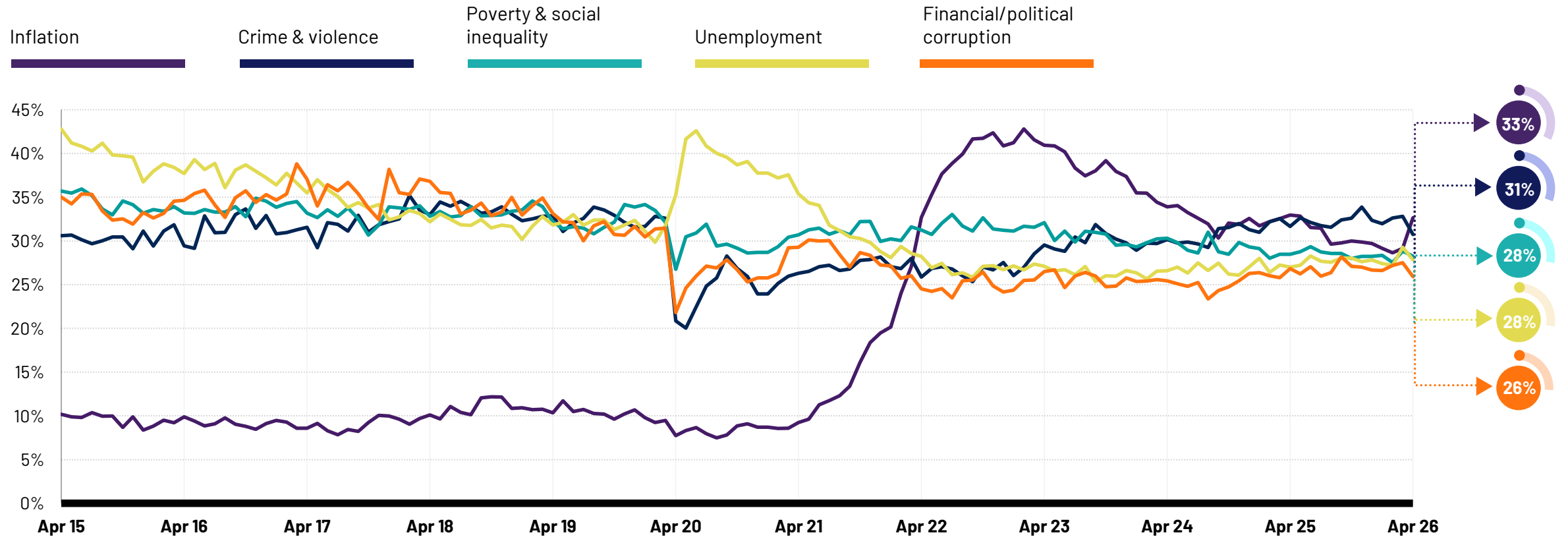


Base: Representative sample of German adults aged 16-74. c.1000 per month

Source: Ipsos Global Advisor. Global score is a Global Country Average. See methodology for details. Filter: Country: Germany | Current Wave: Apr 26

World's current top five worries: long-term trend

Q: Which three of the following topics do you find the most worrying in your country? Global country average



Base: Representative sample of 24,032 adults aged 16-74 in 30 participating countries, March 20th 2026 - April 3rd 2026.

Source: Ipsos Global Advisor. Global score is a Global Country Average. See methodology for details. Filter: Country: World | Current Wave: Apr 26

WORLD WORRIES COUNTRY COMPARISON

- Country comparison of all 18 concerns

1. Inflation

[Commentary]

Base: Representative sample of 24,032 adults aged 16-74 in 30 participating countries, March 20th 2026 - April 3rd 2026.

Source: Ipsos Global Advisor. Global score is a Global Country Average. See methodology for details. **Filter:** Country: World | Current Wave: Apr 26

Country

Country		Change from 12-month last month	change
World	33%	+4	=
Singapore	58%	+2	+2
Türkiye	50%	-1	-5
Australia	49%	+6	+3
Canada	47%	-2	-6
Chile	42%	+20	+24
South Korea	42%	+2	+4
US	38%	=	-2
France	38%	+12	+7
Malaysia	36%	+8	+1
Hungary	36%	+6	-13
Japan	36%	+5	+1
Ireland	36%	-1	+3
Argentina	36%	=	-5
Great Britain	35%	+8	+5
Poland	34%	+9	-3
Spain	33%	+5	+4
Italy	32%	+9	+4
Germany	31%	+3	-4
Belgium	30%	+8	+5
Mexico	29%	=	=
Indonesia	28%	+12	+6
Thailand	27%	+4	-4
India	24%	-23	-15
Brazil	23%	+1	-13
South Africa	21%	+4	-2
Netherlands	21%	+5	-2
Peru	18%	+3	+4
Colombia	17%	-2	-2
Sweden	17%	+1	-8
Israel	12%	=	-3

2. Crime & violence

[Commentary]

Base: Representative sample of 24,032 adults aged 16-74 in 30 participating countries, March 20th 2026 - April 3rd 2026.

Source: Ipsos Global Advisor. Global score is a Global Country Average. See methodology for details. **Filter:** Country: World | Current Wave: Apr 26

Country	Current Score	Change from 12-month last month change	
		Current	Change
World	31%	-2	-1
Peru	70%	+6	-5
Mexico	60%	-1	+2
Sweden	59%	+1	-2
South Africa	54%	-2	+3
Chile	49%	-10	-17
Brazil	47%	-1	+1
Colombia	44%	+7	+7
Türkiye	38%	+2	+14
Argentina	37%	=	-12
Italy	35%	-3	+8
Israel	33%	-12	=
France	33%	-5	-4
Australia	31%	-3	-3
Malaysia	29%	-3	-1
India	26%	-1	+3
Ireland	26%	-4	-2
Belgium	25%	-3	-2
Thailand	24%	+1	-3
Germany	24%	-8	-6
Netherlands	22%	=	+1
Great Britain	22%	-1	-2
US	21%	-2	-3
Canada	19%	-1	+1
Spain	19%	=	+2
South Korea	18%	-1	+6
Indonesia	16%	-4	-4
Japan	15%	-4	-4
Hungary	9%	-6	-2
Poland	9%	-4	-1
Singapore	8%	+1	-2

3. Poverty & social inequality

[Commentary]

Base: Representative sample of 24,032 adults aged 16-74 in 30 participating countries, March 20th 2026 - April 3rd 2026.

Source: Ipsos Global Advisor. Global score is a Global Country Average. See methodology for details. **Filter:** Country: World | Current Wave: Apr 26

Country	Percentage	Change from 12-month last month change	
		Change from last month	Change
World	28%	-1	=
Indonesia	45%	-5	+4
Thailand	41%	+6	+2
Argentina	41%	-3	+2
Hungary	38%	-5	-2
Germany	36%	+3	+5
Brazil	36%	=	+2
Türkiye	35%	-3	+1
Japan	34%	+2	+1
Peru	33%	-1	+1
Ireland	32%	+7	+5
Netherlands	30%	-5	-1
Colombia	30%	+2	-2
Mexico	30%	+5	+5
South Africa	29%	-4	-2
Chile	27%	+2	+4
South Korea	26%	+2	+6
Belgium	26%	-2	-1
Italy	26%	-1	-2
Spain	25%	+1	+1
Australia	25%	-1	-3
Sweden	24%	=	+3
Canada	24%	=	-1
France	22%	-4	-2
Malaysia	21%	-3	-9
Great Britain	21%	-6	-8
Israel	20%	-2	-9
India	20%	+1	+1
Singapore	19%	=	=
Poland	16%	-3	-2
US	15%	-3	-7

4. Unemployment

[Commentary]

Base: Representative sample of 24,032 adults aged 16-74 in 30 participating countries, March 20th 2026 - April 3rd 2026.

Source: Ipsos Global Advisor. Global score is a Global Country Average. See methodology for details. **Filter:** Country: World | Current Wave: Apr 26

Country

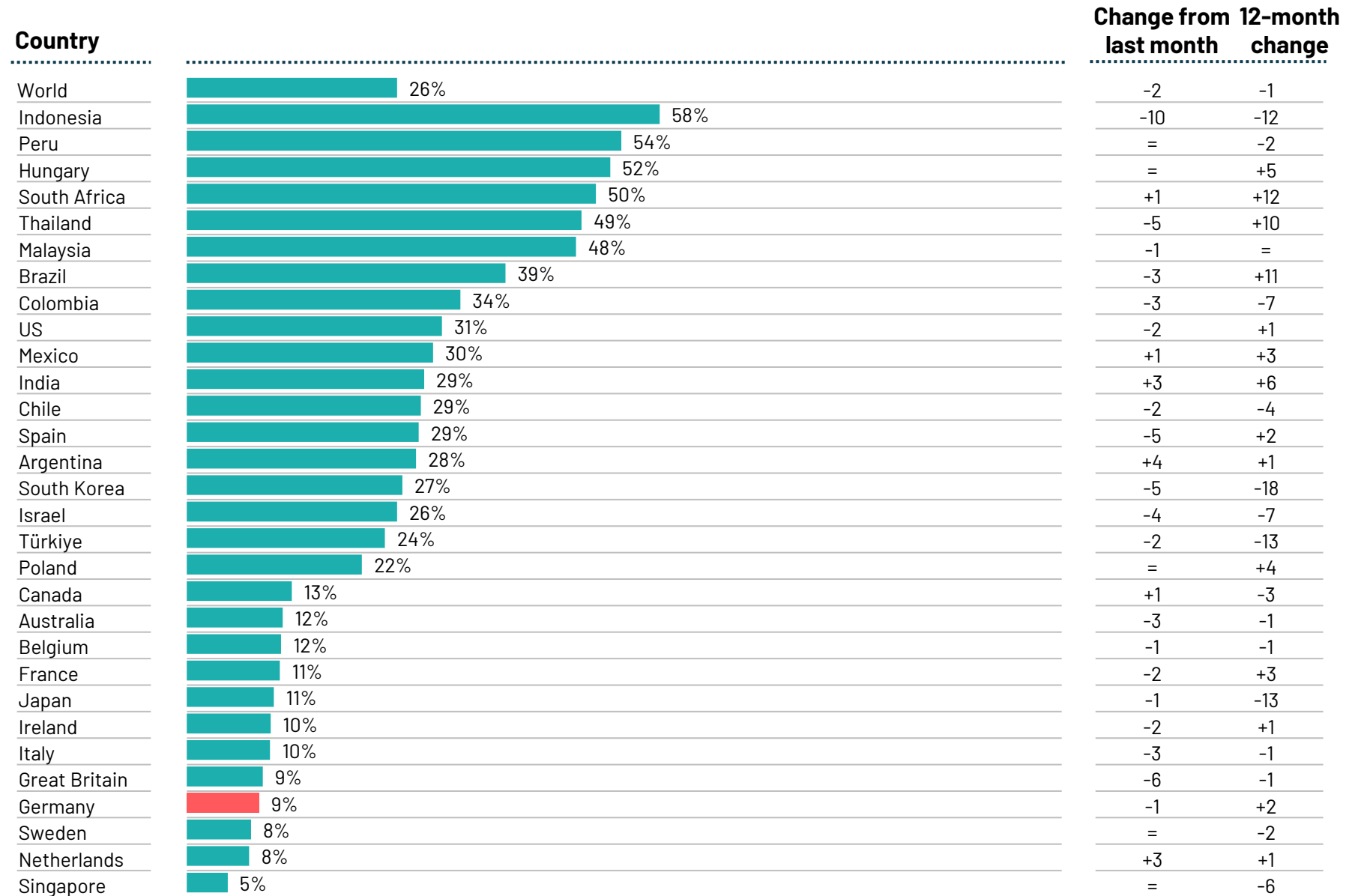
Country	Unemployment Rate	Change from 12-month last month	change
World	28%	-1	+1
South Africa	68%	+2	+6
Argentina	57%	-3	+11
Indonesia	51%	-1	+5
Singapore	48%	-2	+7
India	43%	+3	+8
South Korea	43%	-6	+5
Colombia	39%	+3	-5
Chile	35%	-2	+4
Mexico	32%	-4	-4
Italy	31%	-1	-2
Peru	29%	+2	-5
Malaysia	27%	-2	-3
Türkiye	27%	+1	+2
Spain	26%	-1	-5
Poland	23%	-7	+4
Thailand	22%	=	-9
Belgium	21%	-7	+2
Sweden	21%	-12	-7
Australia	21%	+2	+3
Canada	21%	-7	-2
Great Britain	19%	-4	+2
Ireland	19%	+1	-2
Hungary	18%	+2	+1
US	17%	-1	+1
Brazil	17%	+2	+1
Japan	14%	-2	-3
Germany	14%	+1	+3
France	13%	+1	+3
Israel	11%	-2	+1
Netherlands	6%	-1	+1

5. Financial/political corruption

[Commentary]

Base: Representative sample of 24,032 adults aged 16-74 in 30 participating countries, March 20th 2026 - April 3rd 2026.

Source: Ipsos Global Advisor. Global score is a Global Country Average. See methodology for details. **Filter:** Country: World | Current Wave: Apr 26



6. Health care

[Commentary]

Base: Representative sample of 24,032 adults aged 16-74 in 30 participating countries, March 20th 2026 - April 3rd 2026.

Source: Ipsos Global Advisor. Global score is a Global Country Average. See methodology for details. **Filter:** Country: World | Current Wave: Apr 26

Country	Current Score	Change from 12-month	
		last month	change
World	23%	-1	=
Hungary	62%	=	+3
Poland	46%	+1	+3
Canada	41%	-1	-1
Colombia	38%	-2	+6
Ireland	36%	-6	-5
Spain	35%	+2	+4
Brazil	35%	=	-2
Singapore	33%	-2	+2
Italy	31%	-5	-5
Great Britain	30%	-8	-9
France	27%	=	+3
Netherlands	26%	-8	+1
Sweden	23%	+2	+3
US	23%	-4	-1
Germany	23%	+1	+6
Peru	21%	+4	+7
Australia	21%	-6	-10
Mexico	21%	+2	+1
Belgium	19%	=	-3
India	18%	+5	+5
Chile	15%	-2	-1
South Africa	14%	=	-3
Japan	12%	=	+1
Argentina	12%	=	-2
Israel	11%	+2	+5
Malaysia	9%	-2	-1
Thailand	7%	=	-2
Indonesia	5%	-1	-1
Türkiye	5%	-2	+1
South Korea	5%	=	-7

7. Military conflict between nations

[Commentary]

Base: Representative sample of 24,032 adults aged 16-74 in 30 participating countries, March 20th 2026 - April 3rd 2026.

Source: Ipsos Global Advisor. Global score is a Global Country Average. See methodology for details. **Filter:** Country: World | Current Wave: Apr 26

Country

Country	Current Score	Change from 12-month last month	Change
World	19%	+7	+7
Poland	47%	+10	+8
Israel	36%	+1	+2
Germany	31%	+8	+4
Great Britain	31%	+18	+15
Netherlands	30%	+10	+1
Japan	29%	+8	+16
South Korea	29%	+14	+19
US	27%	+15	+15
Thailand	27%	-2	+20
Italy	27%	+15	+9
France	25%	+8	=
Australia	23%	+16	+13
Belgium	23%	+5	=
Spain	21%	+14	+5
Sweden	20%	+2	-1
Malaysia	18%	+9	+13
Ireland	18%	+10	+8
Singapore	17%	+7	+12
Canada	15%	+7	+5
India	12%	+5	+4
Hungary	11%	+2	+6
Indonesia	11%	+6	+7
Mexico	9%	+4	+4
Argentina	8%	+4	+7
Colombia	6%	-1	+4
Brazil	6%	+2	+3
Türkiye	4%	+2	+2
Peru	4%	+2	+3
South Africa	4%	+1	=
Chile	3%	-2	=

8. Taxes

[Commentary]

Base: Representative sample of 24,032 adults aged 16-74 in 30 participating countries, March 20th 2026 - April 3rd 2026.

Source: Ipsos Global Advisor. Global score is a Global Country Average. See methodology for details. **Filter:** Country: World | Current Wave: Apr 26

Country	Current Score	Change from 12-month last month change	
		12-month	last month
World	18%	+1	+1
Belgium	38%	+3	+10
Japan	28%	-1	-5
Italy	28%	+1	=
Brazil	26%	-2	+1
France	25%	+4	+7
Canada	24%	-4	-5
Israel	22%	+5	+2
Türkiye	21%	=	+5
Germany	20%	+5	+7
Spain	20%	=	=
Netherlands	19%	-2	+3
Mexico	19%	+3	+6
Singapore	18%	+2	=
Great Britain	18%	-1	-5
Argentina	18%	+5	+2
India	17%	-4	+1
Ireland	17%	=	+2
South Korea	16%	=	+5
US	16%	-1	=
Australia	16%	-1	-5
Poland	15%	-3	-1
Thailand	15%	+3	+6
Sweden	14%	+4	+4
Indonesia	14%	-1	-1
Colombia	12%	-2	-1
Malaysia	11%	-2	-3
Chile	10%	+3	+2
South Africa	9%	+2	-12
Hungary	6%	-1	-1
Peru	3%	=	-1

9. Immigration control

[Commentary]

Base: Representative sample of 24,032 adults aged 16-74 in 30 participating countries, March 20th 2026 - April 3rd 2026.

Source: Ipsos Global Advisor. Global score is a Global Country Average. See methodology for details. **Filter:** Country: World | Current Wave: Apr 26

Country

Country	Current Score	Change from 12-month last month change	
		Current	Change
World	16%	-1	-1
Great Britain	41%	+5	+8
Netherlands	33%	+3	+5
Ireland	33%	-4	-3
Germany	29%	-4	-13
Canada	27%	+3	+5
France	24%	=	-2
Spain	23%	-4	-1
Australia	23%	-5	+3
Chile	23%	-7	-24
Belgium	22%	+1	+1
Japan	22%	-2	+9
US	20%	-1	-1
Sweden	19%	-2	+1
Italy	19%	=	+2
Poland	17%	=	-7
Türkiye	15%	-2	-7
Singapore	14%	-6	-1
Peru	13%	+4	+1
South Africa	13%	-6	+1
Malaysia	9%	-3	-4
India	8%	+4	=
Colombia	7%	+2	-1
Thailand	7%	+2	-1
Israel	7%	+3	+2
Hungary	5%	-1	=
Mexico	4%	=	-5
Argentina	4%	=	+1
South Korea	3%	+1	+1
Brazil	1%	=	-1
Indonesia	1%	=	-1

10. Climate change

[Commentary]

Base: Representative sample of 24,032 adults aged 16-74 in 30 participating countries, March 20th 2026 - April 3rd 2026.

Source: Ipsos Global Advisor. Global score is a Global Country Average. See methodology for details. **Filter:** Country: World | Current Wave: Apr 26

Country

Country	Current Score	Change from 12-month last month change	
		Current	Change
World	13%	+1	-2
Singapore	25%	+7	=
Japan	23%	-5	-4
India	20%	+12	+7
Netherlands	18%	-1	-6
Australia	18%	-2	-3
Germany	16%	=	-1
Malaysia	16%	+5	+2
Canada	16%	+2	+2
Ireland	16%	+2	=
South Korea	15%	-4	-7
Sweden	15%	=	-2
France	14%	-3	-5
Indonesia	14%	+3	=
Great Britain	14%	-1	-4
Italy	13%	-1	-7
Thailand	13%	-3	-12
US	12%	=	-1
Poland	12%	+2	-3
Belgium	12%	+1	-3
Spain	11%	-3	-7
Mexico	11%	-1	-5
Brazil	10%	+1	-4
Colombia	10%	+1	-1
Türkiye	8%	-1	+3
South Africa	7%	-1	-1
Hungary	5%	-1	-3
Peru	4%	-4	-1
Israel	4%	+1	+2
Chile	3%	-1	-2
Argentina	3%	=	-1

11. Education

[Commentary]

Base: Representative sample of 24,032 adults aged 16-74 in 30 participating countries, March 20th 2026 - April 3rd 2026.

Source: Ipsos Global Advisor. Global score is a Global Country Average. See methodology for details. **Filter:** Country: World | Current Wave: Apr 26

Country	Percentage	Change from 12-month	
		last month	change
World	12%	-2	-1
Argentina	27%	-3	=
Israel	24%	+2	+7
Türkiye	20%	-2	+2
India	20%	-10	-4
Brazil	20%	-2	-1
Peru	19%	-3	-2
Hungary	18%	+1	-2
Colombia	18%	+2	+3
Chile	17%	-4	-1
Mexico	16%	-2	-4
Indonesia	14%	-1	+1
France	13%	=	=
South Africa	12%	=	-4
Belgium	12%	-4	-2
Spain	12%	=	-2
Canada	11%	+2	+3
Germany	10%	+2	+1
Netherlands	9%	-4	-2
Malaysia	9%	-5	=
Poland	9%	+2	+1
Italy	7%	-1	-1
Sweden	7%	-2	=
US	7%	-2	-6
Australia	7%	=	-2
Ireland	7%	=	+1
South Korea	6%	+1	+2
Thailand	6%	-1	-3
Great Britain	6%	-2	-3
Japan	5%	=	-1
Singapore	5%	-3	-4

12. Rise of extremism

[Commentary]

Base: Representative sample of 24,032 adults aged 16-74 in 30 participating countries, March 20th 2026 - April 3rd 2026.

Source: Ipsos Global Advisor. Global score is a Global Country Average. See methodology for details. **Filter:** Country: World | Current Wave: Apr 26

Country

Country	Current Score	Change from 12-month last month	Change
World	10%	=	=
Israel	21%	+4	-3
Netherlands	20%	=	=
Germany	18%	-2	-2
France	18%	-3	-1
US	18%	=	=
Poland	17%	-1	+8
Great Britain	14%	-4	+3
Australia	14%	-4	+4
Spain	14%	-4	+1
Sweden	13%	=	+1
Belgium	13%	=	-2
Malaysia	12%	-1	-2
Ireland	11%	-1	-4
Canada	9%	+1	-1
South Korea	9%	-7	-13
Brazil	9%	+1	+1
Chile	7%	+1	+1
Italy	7%	-4	-1
India	7%	+2	-1
Hungary	7%	+1	+3
Türkiye	5%	=	-1
Japan	5%	-2	+1
Colombia	5%	=	+2
Singapore	4%	-1	-1
Mexico	4%	+1	+2
Thailand	4%	+1	+1
Argentina	3%	+2	-2
Indonesia	3%	+1	-1
Peru	1%	-3	-2
South Africa	0%	-1	-2

13. Moral decline

[Commentary]

Base: Representative sample of 24,032 adults aged 16-74 in 30 participating countries, March 20th 2026 - April 3rd 2026.

Source: Ipsos Global Advisor. Global score is a Global Country Average. See methodology for details. **Filter:** Country: World | Current Wave: Apr 26

Country

Country	Score	Change from 12-month last month	change
World	10%	-1	=
Netherlands	20%	+1	+1
US	18%	-4	+1
Malaysia	17%	+1	+3
Israel	15%	-1	-1
France	13%	-2	+2
Hungary	13%	=	+4
Thailand	12%	-3	-3
Türkiye	12%	+1	+2
Japan	12%	-2	-1
Great Britain	11%	-2	=
South Korea	11%	-6	-8
Poland	11%	-2	=
Germany	11%	-1	=
Sweden	10%	=	+2
Italy	9%	-1	=
Belgium	9%	-1	=
Indonesia	9%	=	-2
Singapore	8%	-1	-1
Australia	8%	-1	-2
Canada	7%	-1	-1
Ireland	7%	-3	-1
Peru	7%	-3	+1
India	6%	+1	-2
Argentina	6%	-6	-5
Spain	6%	-1	=
Mexico	6%	-1	+1
Colombia	5%	=	-2
Brazil	5%	=	=
Chile	4%	-2	-1
South Africa	3%	-2	=

14. Terrorism

[Commentary]

Base: Representative sample of 24,032 adults aged 16-74 in 30 participating countries, March 20th 2026 - April 3rd 2026.

Source: Ipsos Global Advisor. Global score is a Global Country Average. See methodology for details. **Filter:** Country: World | Current Wave: Apr 26

Country

Country	Current Score	Change from 12-month last month	Change from 12-month change
World	8%	=	=
Israel	38%	+6	-7
India	18%	-3	+3
Colombia	16%	-6	-2
US	14%	+7	+5
Türkiye	12%	=	-5
Sweden	11%	+1	+3
Belgium	11%	+4	=
Peru	10%	-3	-6
Australia	9%	+1	+6
Malaysia	8%	-3	+2
Great Britain	8%	+2	+2
France	8%	-1	-5
Mexico	8%	-9	-2
Netherlands	7%	+2	-1
Thailand	7%	=	=
Singapore	7%	+2	+2
Germany	7%	-1	-5
Chile	5%	-3	+1
Ireland	5%	+1	=
Indonesia	5%	+3	+1
Poland	5%	+1	=
Spain	4%	+2	-2
Argentina	4%	+3	+2
Italy	4%	=	=
Canada	3%	+1	+1
South Korea	3%	=	=
Japan	2%	=	=
Brazil	2%	=	=
South Africa	1%	-1	=
Hungary	1%	-1	=

15. Maintaining social programmes

[Commentary]

Base: Representative sample of 24,032 adults aged 16-74 in 30 participating countries, March 20th 2026 - April 3rd 2026.

Source: Ipsos Global Advisor. Global score is a Global Country Average. See methodology for details. **Filter:** Country: World | Current Wave: Apr 26

Country

Country	Current Score	Change from 12-month last month	Change
World	7%	=	=
Sweden	19%	+1	=
Japan	17%	=	=
South Korea	14%	+2	-1
Chile	14%	+3	+12
Thailand	12%	+3	+3
Netherlands	10%	-5	-1
Indonesia	10%	=	=
Italy	8%	-1	-1
Belgium	8%	+1	-1
Spain	8%	-3	=
Germany	8%	=	+2
Hungary	7%	+1	+1
Great Britain	6%	-1	-4
India	6%	+3	-2
US	5%	-1	-4
Ireland	5%	-3	-2
Mexico	5%	=	-1
Australia	5%	-1	-2
Poland	5%	+1	=
Malaysia	5%	+1	=
Canada	5%	+1	-1
Colombia	5%	+2	=
Singapore	4%	-2	-3
Israel	4%	-1	+3
France	3%	-2	-1
Brazil	3%	-2	+1
Argentina	2%	-1	-2
Peru	2%	-1	+1
Türkiye	2%	=	=
South Africa	1%	-1	=

16. Threats against the environment

[Commentary]

Base: Representative sample of 24,032 adults aged 16-74 in 30 participating countries, March 20th 2026 - April 3rd 2026.

Source: Ipsos Global Advisor. Global score is a Global Country Average. See methodology for details. **Filter:** Country: World | Current Wave: Apr 26

Country

Country	Current Score	Change from 12-month last month	Change
World	7%	=	=
Netherlands	12%	-1	=
Sweden	12%	+1	+4
Brazil	11%	+1	+2
India	10%	+2	-2
Malaysia	10%	=	+1
Chile	10%	+4	+3
South Korea	9%	+1	-1
Mexico	8%	+1	-2
France	8%	=	=
Peru	8%	+1	+4
Indonesia	7%	-3	-2
Germany	7%	=	=
Great Britain	7%	+2	+2
US	7%	=	+2
Canada	7%	+1	+2
Australia	7%	-1	-1
Thailand	6%	=	-2
Japan	6%	-2	-2
Poland	6%	-2	-3
Belgium	6%	-1	-1
Colombia	5%	=	-3
Spain	5%	-1	-2
Singapore	5%	-2	-3
Italy	4%	-2	-5
Israel	4%	-3	=
Türkiye	4%	=	=
Ireland	4%	-2	-1
Hungary	4%	+1	=
Argentina	4%	-1	+1
South Africa	2%	+1	-1

17. Coronavirus (Covid-19)

[Commentary]

Base: Representative sample of 24,032 adults aged 16-74 in 30 participating countries, March 20th 2026 - April 3rd 2026.

Source: Ipsos Global Advisor. Global score is a Global Country Average. See methodology for details. **Filter:** Country: World | Current Wave: Apr 26

Country

Country		Change from 12-month last month	change
World	2%	=	=
Thailand	7%	+3	=
Malaysia	5%	-1	-1
India	4%	+1	-2
Indonesia	3%	-1	=
Singapore	3%	-2	-3
South Korea	3%	+1	+1
Türkiye	3%	-1	+1
Ireland	3%	+1	=
Israel	2%	+1	+1
Canada	2%	+1	+1
Mexico	2%	=	-2
South Africa	2%	+1	=
Australia	2%	+1	=
Hungary	2%	+1	+1
Japan	2%	=	-1
Belgium	2%	=	=
Brazil	1%	=	-2
Peru	1%	=	=
Argentina	1%	=	=
US	1%	-1	-1
Poland	1%	-1	=
Chile	1%	=	-1
Colombia	1%	=	=
Sweden	1%	=	+1
Spain	1%	=	-1
Netherlands	1%	=	=
Great Britain	1%	+1	-1
Italy	1%	+1	=
France	0%	-1	-1
Germany	0%	-2	-1

18. Access to credit

[Commentary]

Base: Representative sample of 24,032 adults aged 16-74 in 30 participating countries, March 20th 2026 - April 3rd 2026.

Source: Ipsos Global Advisor. Global score is a Global Country Average. See methodology for details. **Filter:** Country: World | Current Wave: Apr 26

Country

Country	Score	Change from last month	Change from 12-month change
World	2%	=	=
Argentina	5%	+2	+2
Colombia	3%	=	+1
Türkiye	3%	+2	=
Singapore	3%	-2	=
Ireland	3%	+2	-1
Poland	3%	+1	=
Malaysia	2%	-1	=
Chile	2%	-1	=
India	2%	-1	-6
Belgium	2%	+1	-1
Spain	2%	=	=
South Korea	2%	=	-1
Israel	2%	+1	+1
Hungary	2%	+1	-1
Japan	2%	+1	+1
Peru	1%	=	=
Italy	1%	=	=
Canada	1%	-1	=
South Africa	1%	=	-1
Netherlands	1%	=	-1
Brazil	1%	=	-1
Great Britain	1%	=	=
Germany	1%	=	=
Australia	1%	=	-1
Thailand	1%	-2	-4
France	1%	=	-1
US	1%	=	-1
Indonesia	1%	=	-1
Mexico	1%	-1	-1
Sweden	0%	-1	-1

Methodology

This 29-country Global Advisor survey was conducted between March 20th 2026 and April 3rd 2026 via the Ipsos Online Panel system among 500 adults aged 18-74 in Canada, Israel, Malaysia, South Africa, Türkiye and the United States, 20-74 in Indonesia and Thailand, 21-74 in Singapore, and 16-74 in all other nations.

The "Global Country Average" reflects the average result for all the countries where the survey was conducted. It has not been adjusted to the population size of each country and is not intended to suggest a total result."

The sample consists of approximately 1000+ individuals in each of Australia, Belgium, Brazil, Canada, France, Germany, Great Britain, Italy, Japan, Spain, Sweden, and the US, and approximately 500+ individuals in each of Argentina, Chile, Colombia, Hungary, Indonesia, Israel, Malaysia, Mexico, the Netherlands, Peru, Poland, Singapore, South Africa, South Korea, Thailand and Türkiye.

The sample in India consists of approximately 2,200 individuals, of whom approximately 1,800 were interviewed face-to-face and 400 were interviewed online.

The samples in Argentina, Australia, Belgium, Canada, France, Germany, Great Britain, Hungary, Italy, Japan, the Netherlands, Poland, South Korea, Spain, Sweden, and the US can be taken as representative of these countries' general adult population under the age of 75.

The samples in Brazil, Chile, Colombia, India, Indonesia, Malaysia, Mexico, Peru, Singapore, South Africa, Thailand and Türkiye are more urban, more educated, and/or more affluent than the general population. The survey results for these markets should be viewed as reflecting the views of the more "connected" segment of these populations.

India's sample represents a large subset of its urban population – social economic

classes A, B and C in metros and tier 1-3 town classes across all four zones.

Weighting has been employed to balance demographics and ensure that the sample's composition reflects that of the adult population according to the most recent census data.

The precision of Ipsos online polls are calculated using a credibility interval with a poll of 1,000 accurate to +/- 3.5 percentage points and of 500 accurate to +/- 5.0 percentage points. For more information on the Ipsos use of credibility intervals, please visit the Ipsos website.

Where results do not sum to 100 or the 'difference' appears to be +/-1 more/less than the actual, this may be due to rounding, multiple responses, or the exclusion of don't knows or not stated responses

The publication of these findings abides by local rules and regulations.

