

IPSOS SCOTTISH POLITICAL MONITOR

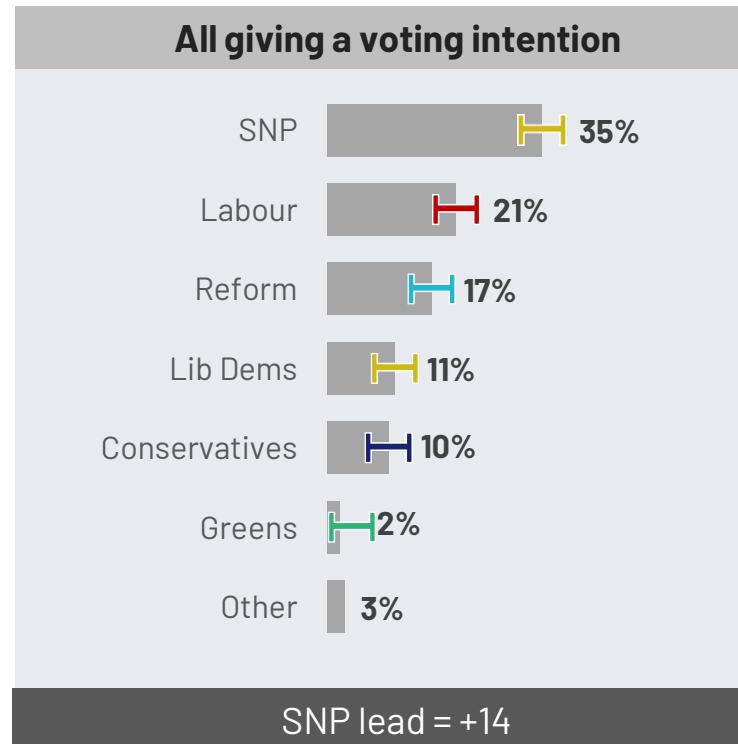
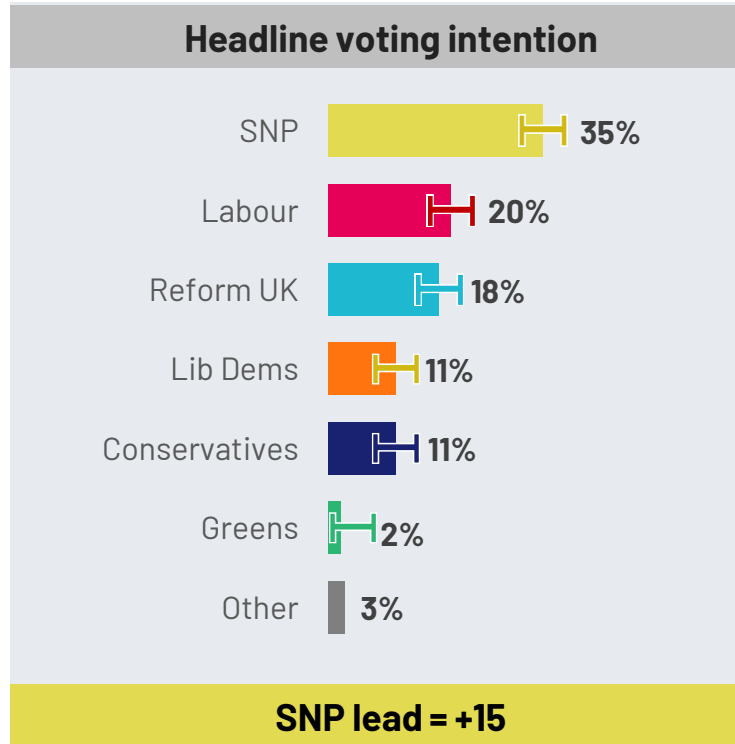
May 2026

VOTING INTENTION



Holyrood Constituency Voting Intention: May 2026

In elections for the Scottish Parliament you have two votes. Your first vote is for a member to represent the constituency. How do you intend to use your first vote? Will you vote...

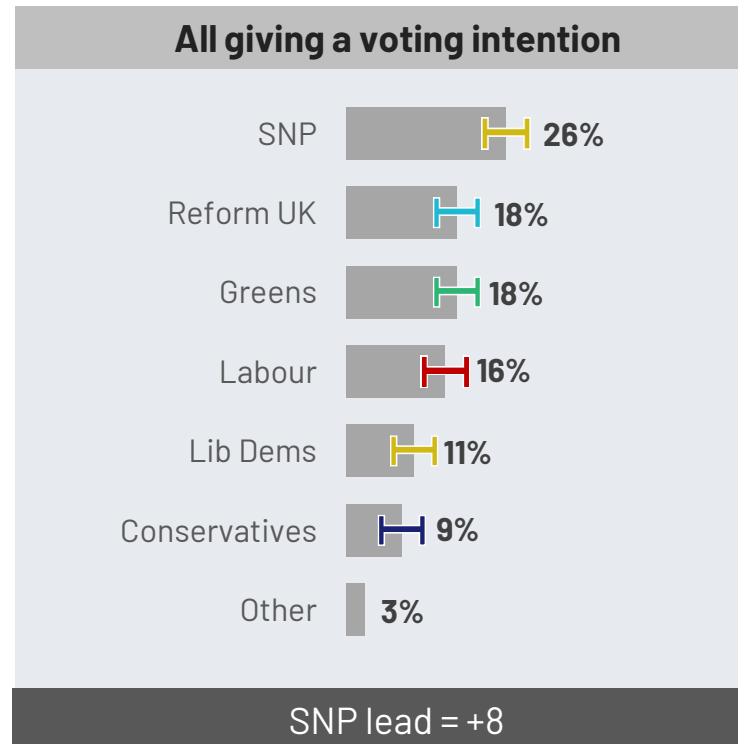
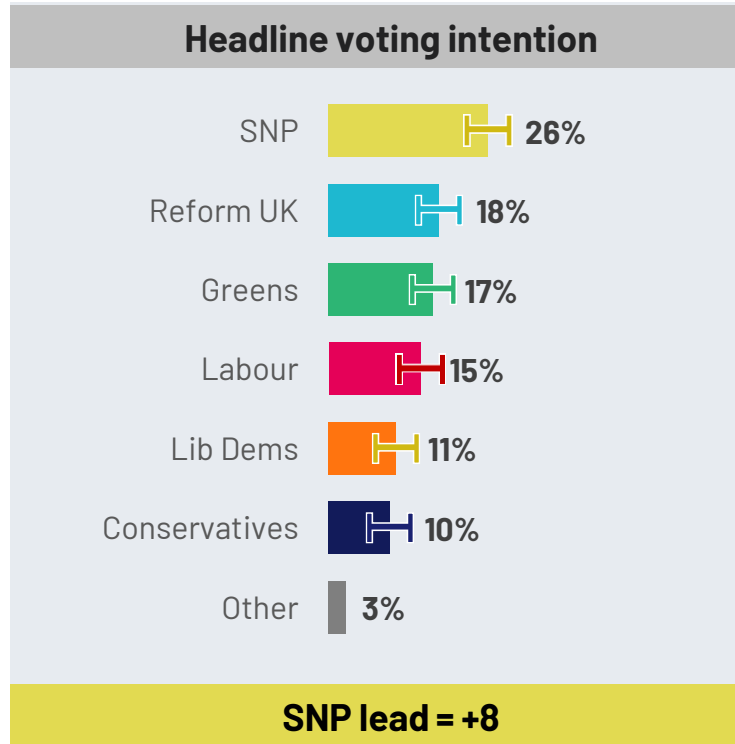


Base: 1,255 Scottish adults 16+, 1 May – 4 May 2026; Headline voting intention: all registered to vote and expressing a voting intention and 10/10 certain to vote (884); All registered to vote and expressing a voting intention (1,041). Margin of error is displayed at +/- 4%. All polls are subject to a wide range of potential sources of error. On the basis of the historical record of the polls at recent Scottish Parliament elections, there is a 9 in 10 chance that the true value of a party's support lies within 4 points of the estimates provided by this poll, and a 2 in 3 chance that they lie within 2 points. This is especially important to keep in mind when calculating party lead figures. Note that respondents who selected Greens in a constituency where no Green candidate was standing were asked who they would vote for instead, and their responses were then reallocated.

Source: Ipsos | Scottish Political Monitor

Holyrood Regional List Voting Intention: May 2026

Your second vote for the Scottish Parliament is for a list of candidates put up by each party, or single individuals who stand to represent your region of Scotland. How do you intend to use your second vote? Will you vote....?

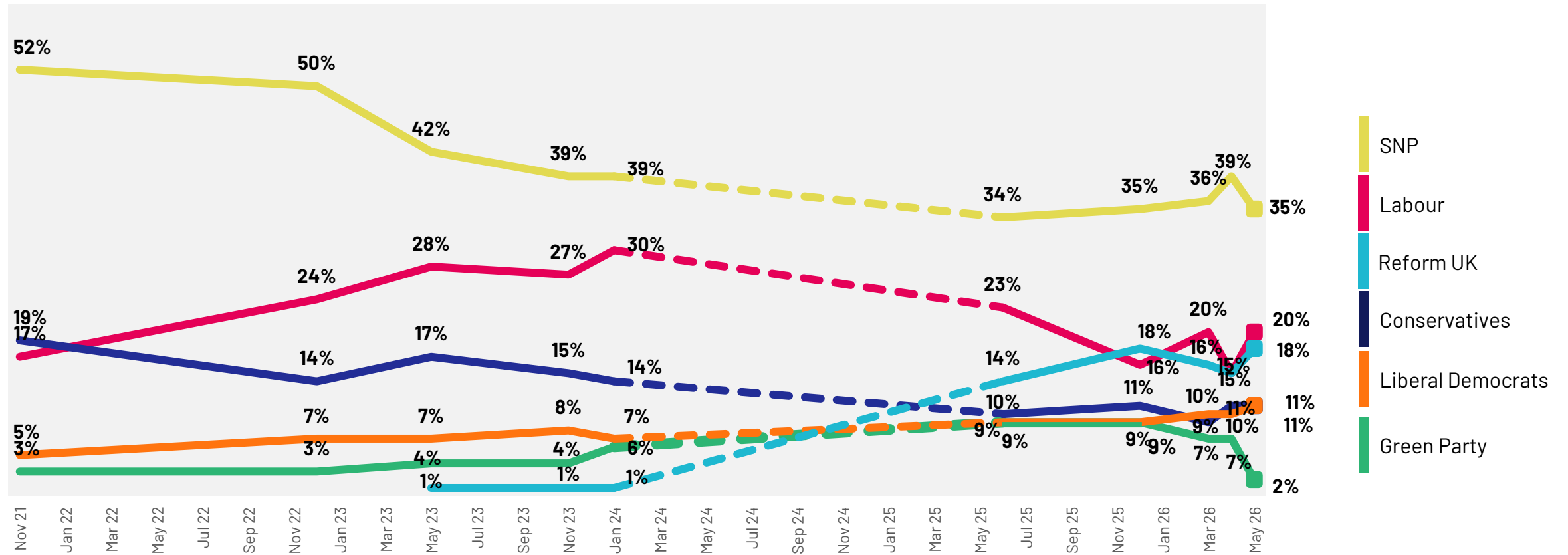


Base: 1,255 Scottish adults 16+, 1 May – 4 May 2026; Headline voting intention: all registered to vote and expressing a voting intention and 10/10 certain to vote (879); All registered to vote and expressing a voting intention (1,040). Margin of error is displayed at +/- 4%. All polls are subject to a wide range of potential sources of error. On the basis of the historical record of the polls at recent Scottish Parliament elections, there is a 9 in 10 chance that the true value of a party's support lies within 4 points of the estimates provided by this poll, and a 2 in 3 chance that they lie within 2 points. This is especially important to keep in mind when calculating party lead figures.

Source: Ipsos | Scottish Political Monitor

Holyrood Voting Intention (Constituency Vote): Trends | November 2021 – May 2026

If there were elections to the Scottish Parliament tomorrow, how would you use your constituency vote?



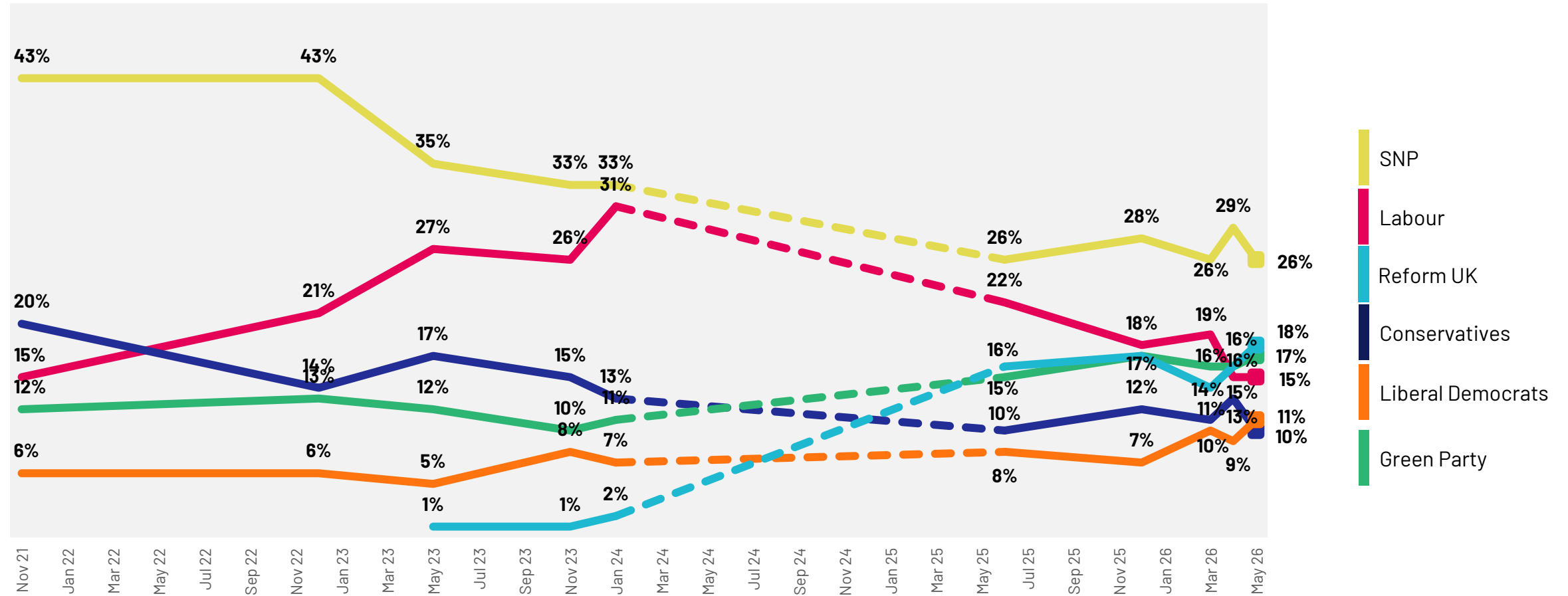
Base: c.800 Scottish adults 16+; **Headline voting intention:** all expressing a voting intention and at least 9/10 likely to vote and usually/always vote/it depends (May 2026*: 884; April 2026: 734; March 2026: 771; December 2025: 761; June 2025: 737, January 2024: 631, November 2023: 700, May 2023: 762, December 2022: 780, November 2021: 807). *Note: May 2026 figures based on all registered to vote and 10/10 certain to vote. Respondents who selected Greens in a constituency where no Green candidate was standing were asked who they would vote for instead. Their responses were then reallocated.

Source: Ipsos | Scottish Political Monitor



Holyrood Voting Intention (List Vote): Trends | November 2021 – May 2026

If there were elections to the Scottish Parliament tomorrow, how would you use your regional list vote?



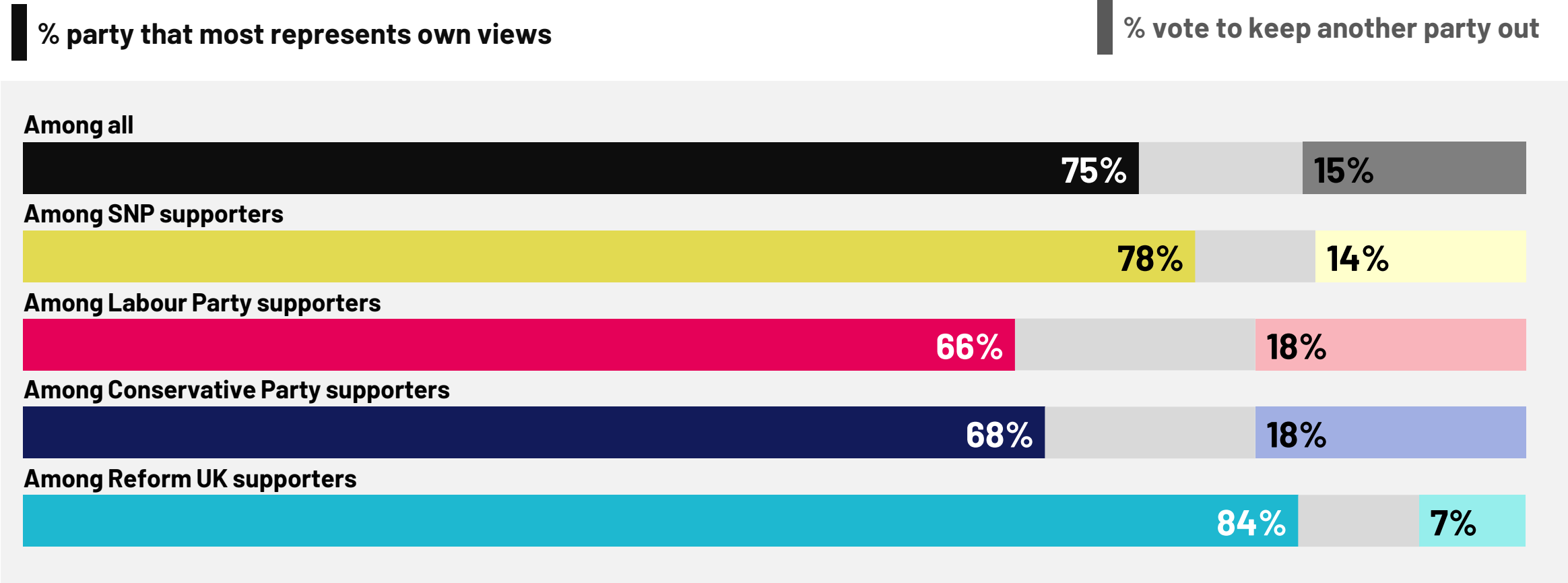
Base: c.800 Scottish adults 16+; Headline voting intention: all expressing a voting intention and at least 9/10 likely to vote and usually/always vote/it depends (May 2026*: 879; April 2026: 731; March 2026: 771; December 2025: 755; June 2025: 735, January 2024: 630, November 2023: 697, May 2023: 763, December 2022: 795, November 2021: 815). *Note: May 2026 figures based on all registered to vote and 10/10 certain to vote

Source: Ipsos | Scottish Political Monitor



Tactical voting decisions on constituency vote: By party

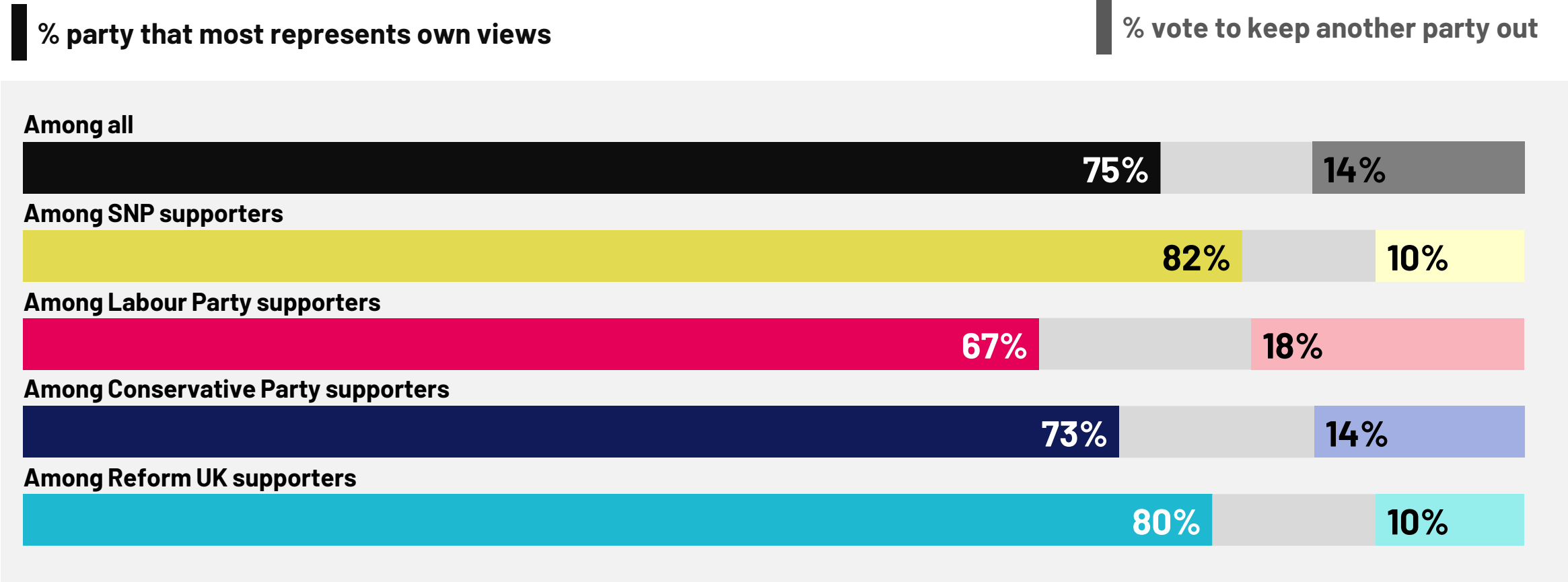
And thinking again about your reasons for saying you would vote/are inclined to support [PARTY NAME] on your constituency vote. Which of the following statements comes closest to your reasons for intending to vote for / being inclined to support them?



Base: 1,071 Scottish adults aged 16+ who selected a listed party on Holyrood constituency vote, including 370 SNP supporters (who would vote / are inclined to vote SNP on the constituency vote), Labour supporters (219), Conservative supporters (108), and Reform UK supporters (183); 1 May – 4 May 2026. **Source:** Ipsos | Scottish Political Monitor

Tactical voting decisions on regional list vote: By party

And thinking again about your reasons for saying you would vote/are inclined to support [PARTY NAME] on your regional list vote. Which of the following statements comes closest to your reasons for intending to vote for / being inclined to support them?



Base: 1,057 Scottish adults aged 16+ who selected a listed party on Holyrood regional list vote, including 272 SNP supporters (who would vote / are inclined to vote SNP on the regional list), Labour supporters (163), Conservative supporters (97), and Reform UK supporters (189); 1 May – 4 May 2026.

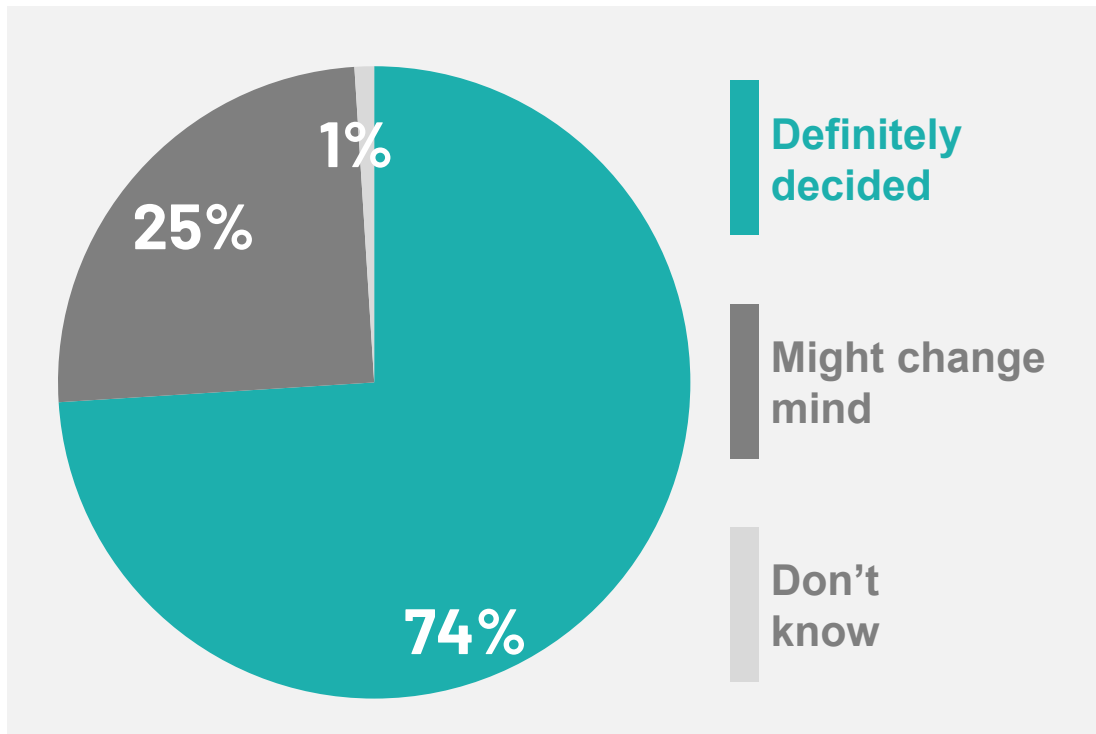
Source: Ipsos | Scottish Political Monitor



Constituency voting: Have you definitely decided who to vote for?

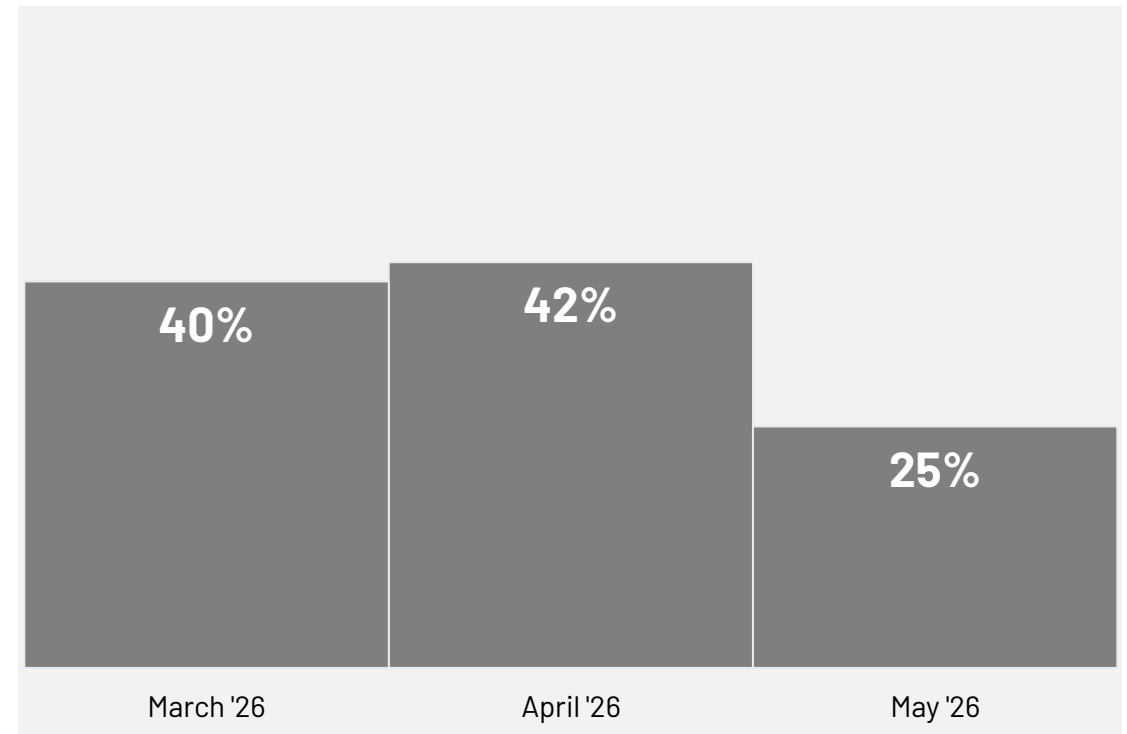
Have you definitely decided to vote for the [NAME OF PARTY] on your constituency vote, or is there a chance you may change your mind before you vote?

May 2026



Base: 1,086 Scottish adults aged 16+ registered to vote and giving a voting intention for Holyrood constituency vote, 1 May – 4 May 2026.

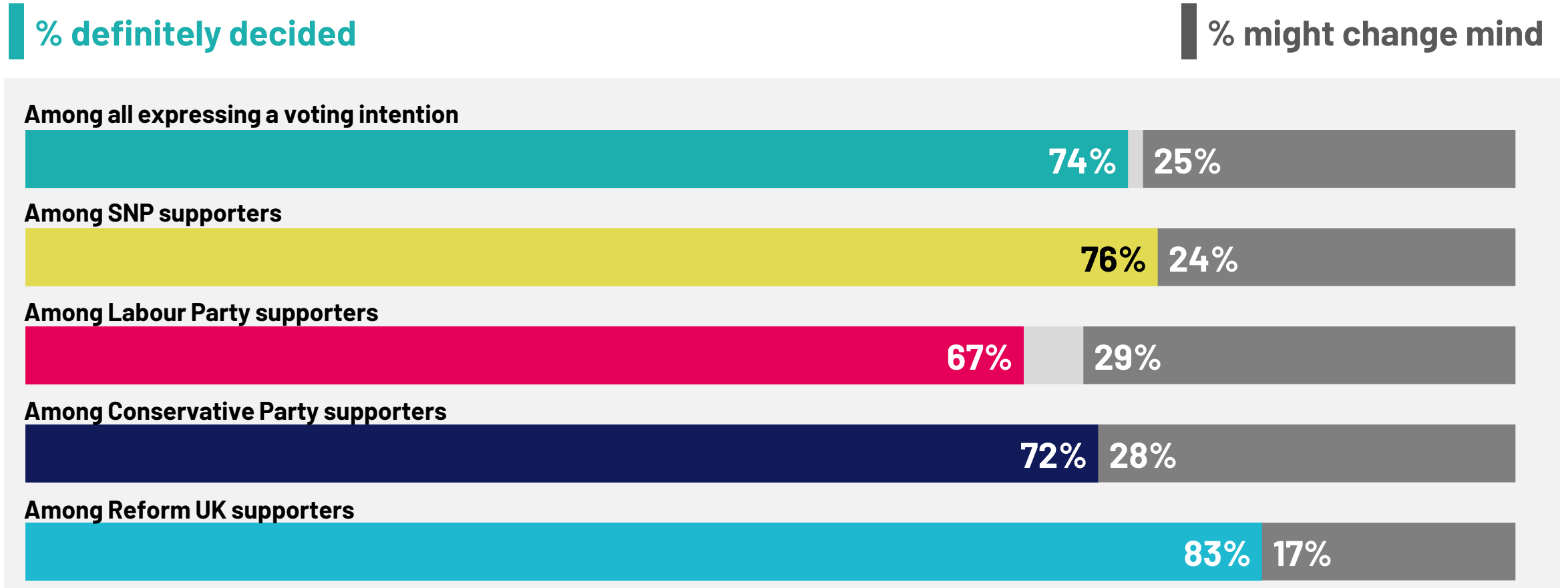
% Might change mind: Trend



Base: c. 1,000 Scottish adults aged 16+ giving a voting intention for Holyrood constituency vote (May 2026*: 1,086; April 2026: 924; March 2026: 968). Note: May 2026 based on all registered to vote.

Constituency voting: Have you definitely decided who to vote for?

Have you definitely decided to vote [NAME OF PARTY/CANDIDATE] on your constituency vote, or is there a chance you may change your mind before you vote?

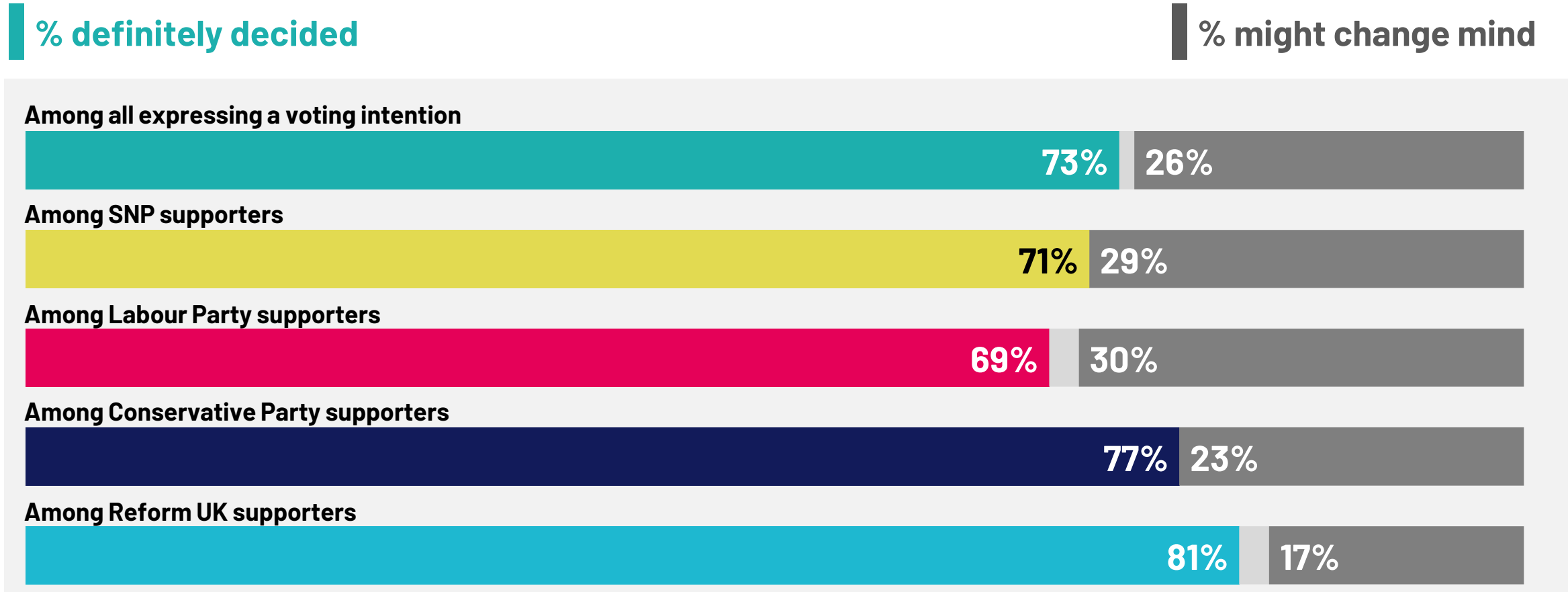


Base: 1,086 Scottish adults aged 16+ registered to vote and giving a voting intention for Holyrood constituency vote, including 368 SNP supporters (who would vote / are inclined to vote SNP on the constituency vote), Labour supporters (218), Conservative supporters (108), and Reform UK supporters (178); 1 May – 4 May 2026.

Source: Ipsos | Scottish Political Monitor

Regional list voting: Have you definitely decided who to vote for?

Have you definitely decided to vote [NAME OF PARTY/CANDIDATE] on your regional list vote, or is there a chance you may change your mind before you vote?



Base: 1,090 Scottish adults aged 16+ registered to vote and giving a voting intention for Holyrood regional list vote, including 267 SNP supporters (would vote / are inclined to vote SNP on the regional list), Labour supporters (162), Conservative supporters (97), and Reform UK supporters (187); 1 May – 4 May 2026.

Source: Ipsos | Scottish Political Monitor

VIEWS ON PARTIES

Views on parties

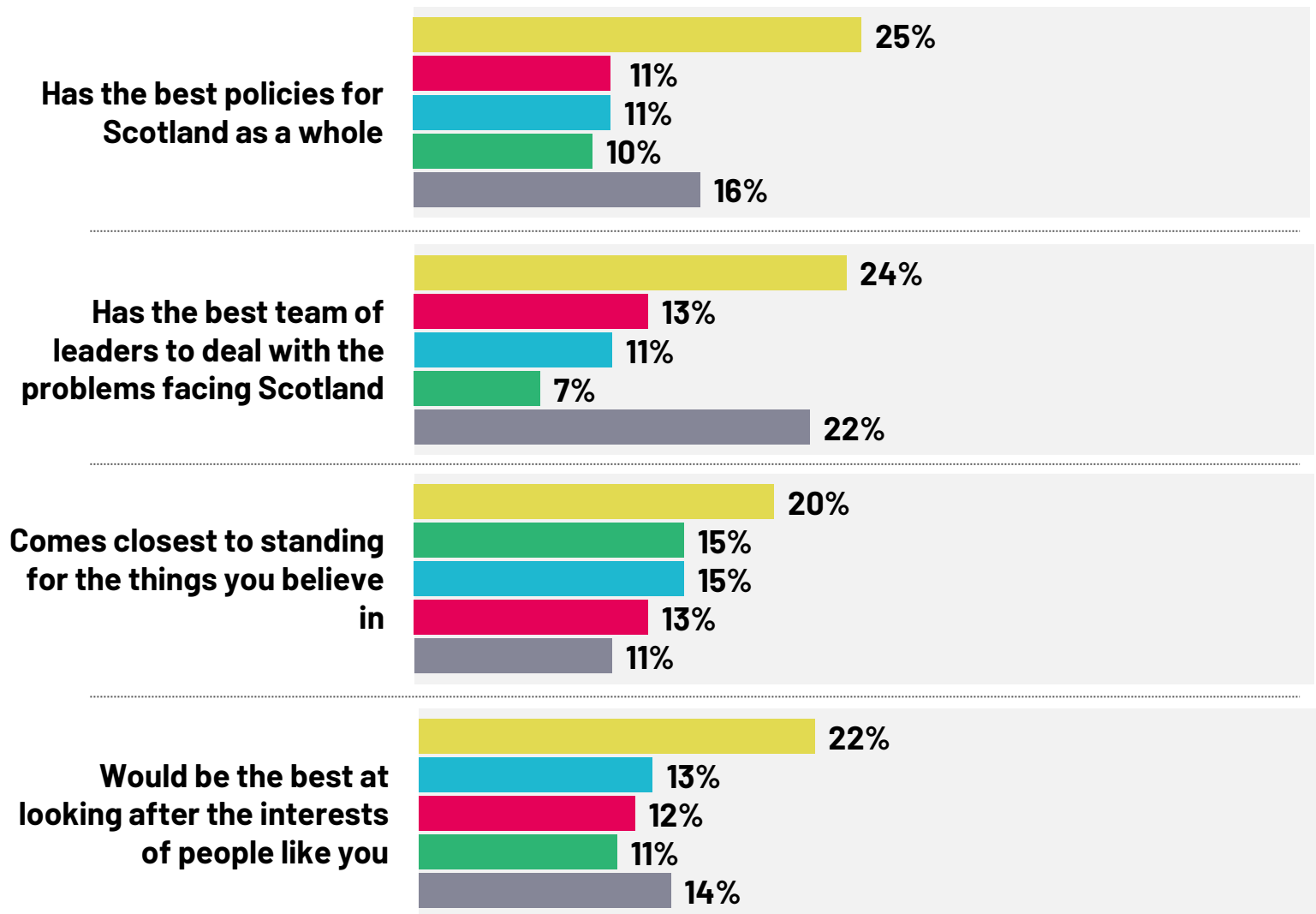
Which political party, if any, do you think...?



Top five responses by statement:

■ SNP
■ Reform UK
■ None of these

■ Scottish Labour
■ Scottish Liberal Democrats
■ Scottish Conservatives
■ Scottish Greens



Base: 1,255 Scottish adults 16+, 1 May – 4 May 2026

Source: Ipsos | Scottish Political Monitor



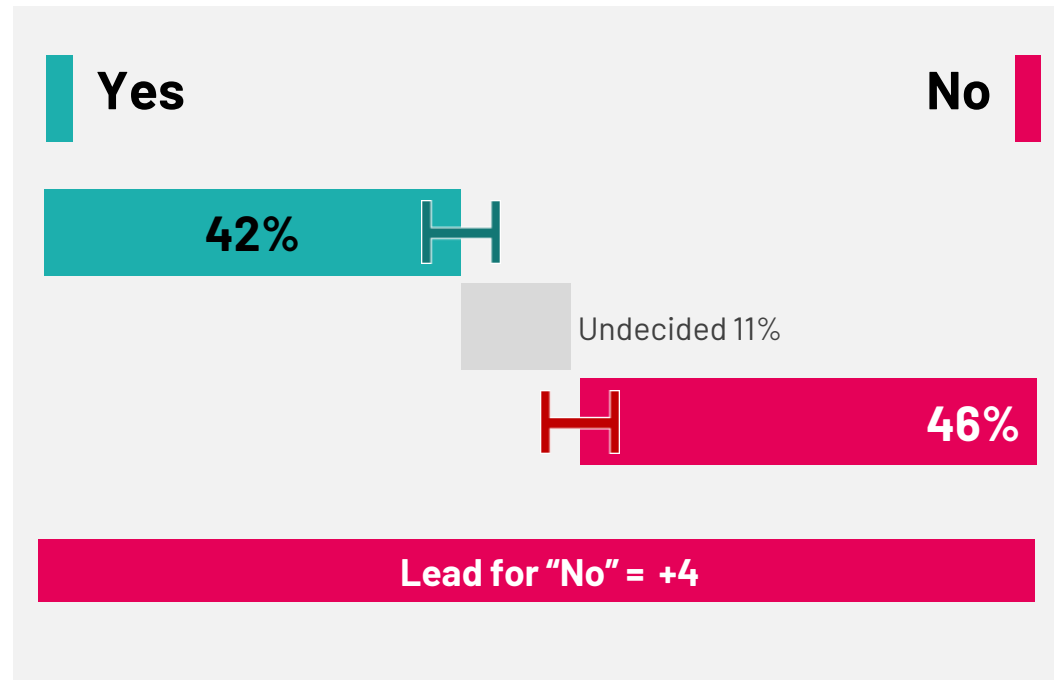
VIEWS ON INDEPENDENCE



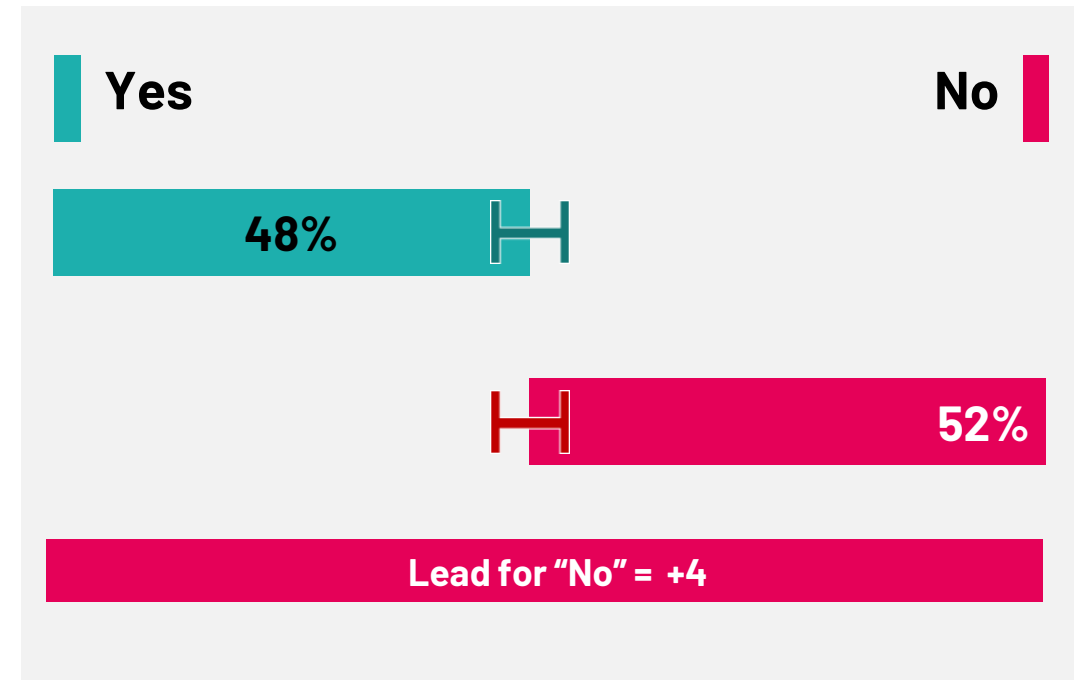
Support for Scottish independence: May 2026

If a referendum were held tomorrow about Scotland's constitutional future, how would you vote in response to the following question: Should Scotland be an independent country?

Among all likely to vote



All likely to vote and expressing a voting intention



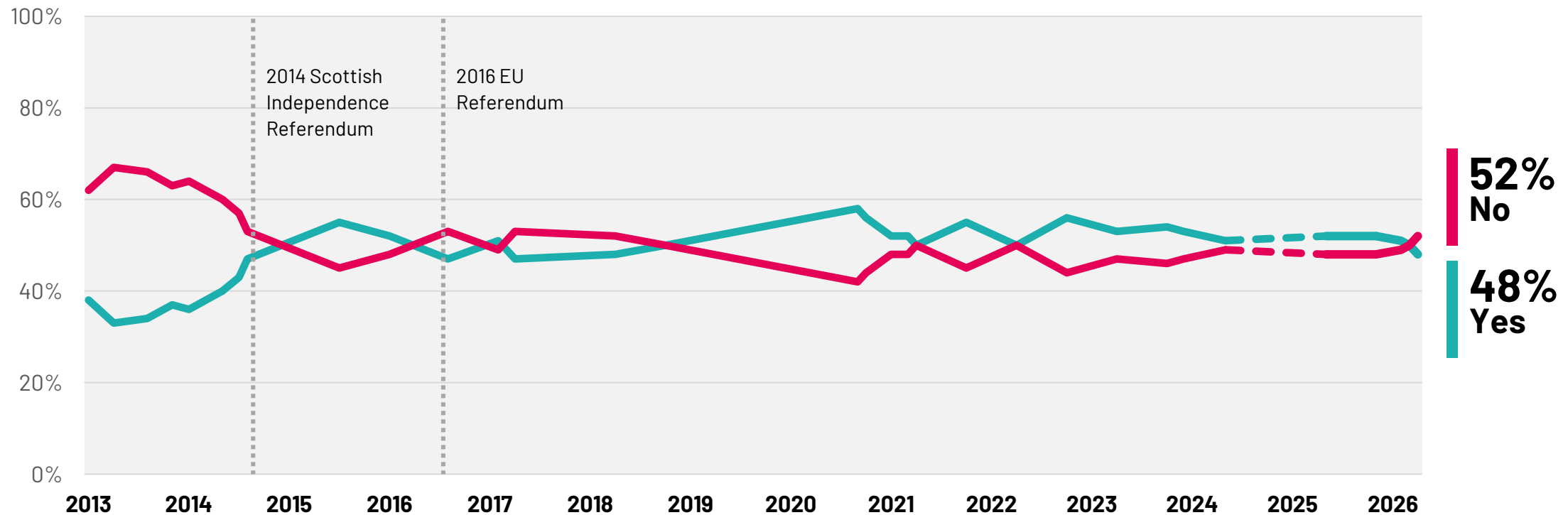
Base: 1,118 Scottish adults aged 16+ who are at least 9/10 likely to vote in a Scottish independence referendum; 1,003 Scottish adults 16+ who are at least 9/10 likely to vote in a Scottish independence referendum and expressing a voting intention, 1 May – 4 May 2026. Margin of error is displayed at +/- 4%.

Source: Ipsos | Scottish Political Monitor

Support for Scottish independence: Change over time

If a referendum were held tomorrow about Scotland's constitutional future, how would you vote in response to the following question: Should Scotland be an independent country?

February 2013 – May 2026



Base: c. 1,000 Scottish adults aged 16+ per wave. Based on all likely to vote, excluding undecideds/don't knows

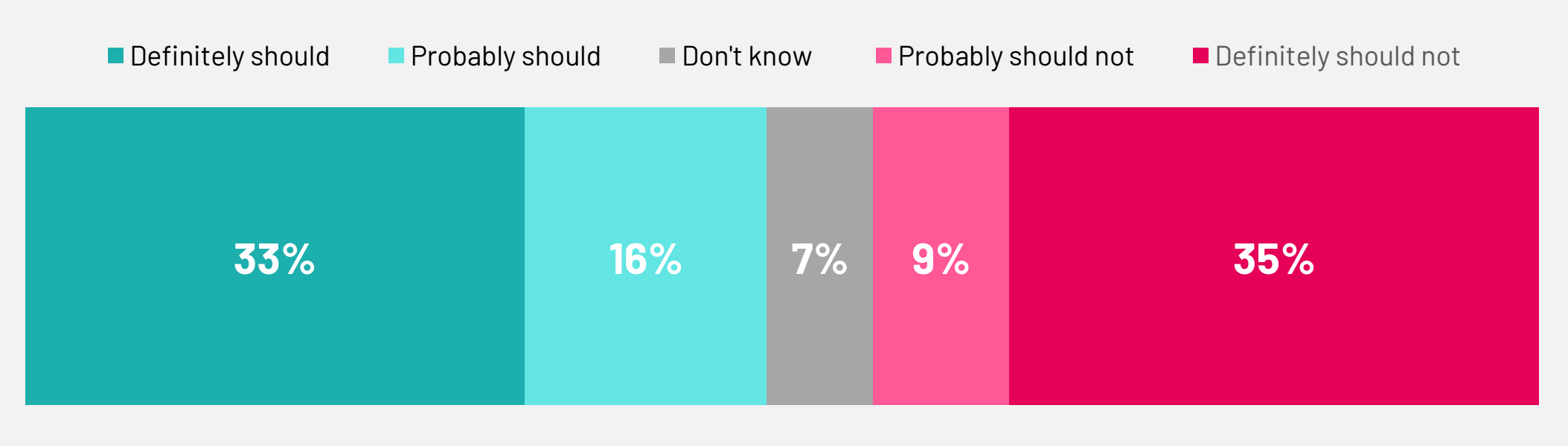
Source: Ipsos | Scottish Political Monitor

Mandate for a second independence referendum?

If the SNP wins a majority of seats in the 2026 Scottish Parliament elections, do you think the UK Government should or should not allow them to hold another independence referendum within the next five years?

49% Should

44% Should not



Base: 1,255 Scottish adults aged 16+, 1 May – 4 May 2026.

Source: Ipsos | Scottish Political Monitor



TECHNICAL NOTE

Ipsos interviewed a representative probability sample of 1255 adults aged 16+ across Scotland.

Data was collected online between 1st May and 4th May. Data were weighted by selection probability and then by age, sex, Scottish Parliament region, qualifications, social grade, work status and work sector, area deprivation, number of cars in household, ethnicity, and newspaper readership (print and digital) to match the profile of the population.

Where percentages do not sum to 100 this may be due to computer rounding, the exclusion of “don’t know” categories, or multiple answers. An asterisk (*) denotes any value of less than half a per cent.

Detailed Technical Note

We interviewed a representative probability sample of 1,255 adults aged 16+ across Scotland, via the Ipsos UK KnowledgePanel. **Data was collected online between 1 – 4 May 2026**. A sample of 2,351 panellists aged 16+ in Scotland were invited to take part in the survey. The sample was stratified by age, qualifications and vote at the 2024 general election.

The achieved sample was weighted in two stages:

- Design weights were applied to correct for unequal probabilities of a person being selected for a survey.
- Calibration weights were applied to correct for differential non-response. Data was weighted to the adult population profile on age and gender, Scottish Parliament region, ethnicity, qualifications, work status and work sector (public sector/other), social grade, area deprivation, and newspaper readership (print and digital). Population targets were obtained from the 2022 Census, ONS population estimates and other large-scale probability surveys.

This is the methodology Ipsos has used for its Scottish Political Monitors since June 2025. It involves data collection through our online random probability panel instead of a quota telephone survey, an updated voting intention question (prompting for Reform UK), and an updated weighting scheme. This is based on our learnings during and since the 2024 General Election.

For Scottish Parliament voting intention, a two-part voting intention question is used with prompting on major parties (the list of parties prompted for differs for constituency and regional list, as not all parties stand candidates on both) and a follow-up “squeeze” question of those who were undecided or refused to the first question. A turnout filter is used based on current stated likelihood to vote. For this pre-election wave, this was set at 10/10, to ensure the estimates are based on those who are almost certain to vote.

About the Ipsos KnowledgePanel

Ipsos, part of the Ipsos group, is one of the UK’s largest and most innovative research agencies, working for a wide range of global businesses and many government departments and public bodies.

The KnowledgePanel, set up in 1999 in the US, 2020 in the UK, and since across Europe, is an online random probability panel.

In the UK, panellists aged 16+ are recruited via a postal push-to-web methodology. Invitations are sent to randomly selected addresses in the UK. Those who are digitally excluded are provided with a tablet and restricted internet access, free of cost. Our recruitment approach means all UK households in private residential settings have a known and non-zero chance of being invite to join the panel.

A high-quality random selection process is followed for all survey sampling. Panel members are randomly selected to take part in surveys. Data collection usually takes place over a week, online. Being a probability sample, quotas are not applied. Instead, the selected sample is stratified to ensure it is balanced on key characteristics. All those invited are allowed to take part in the survey.



Scottish Political Monitor, May 2026

For more information

Emily Gray

Managing Director, Ipsos Scotland
Emily.Gray@ipsos.com

Rachel Ormston

Research Director, Ipsos Scotland
Rachel.Ormston@ipsos.com

Sally Abernethy

Associate Director, Ipsos Scotland
Sally.Abernethy@ipsos.com

Alex Walker

Research Executive, Ipsos Scotland
Alex.Walker@ipsos.com

Laoise Rogers

Research Executive, Ipsos Scotland
Laoise.Rogers@ipsos.com