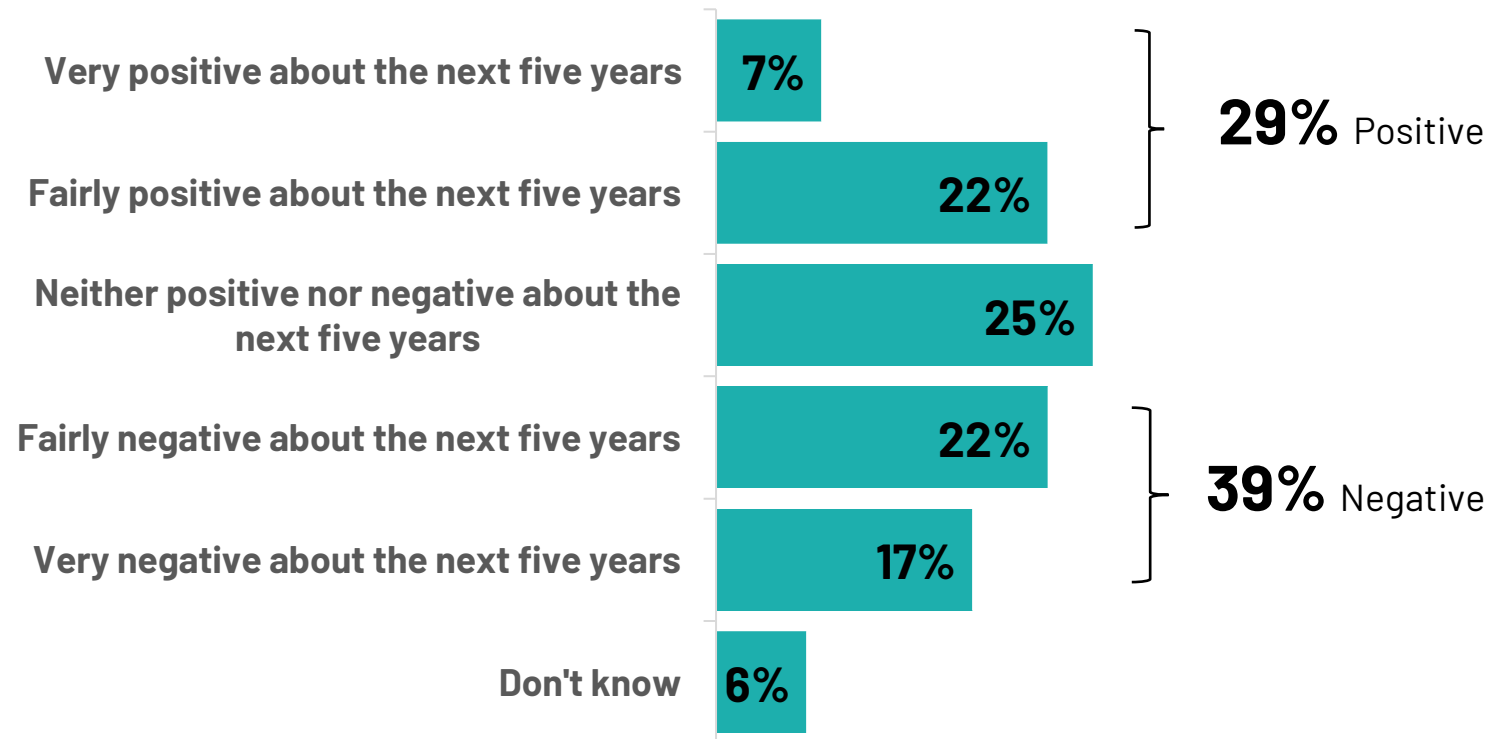


# SCOTLAND POLITICAL PULSE

May 2026

# Reaction to Scottish Parliament election result

As you may be aware, there was a Scottish Parliament election on Thursday 7<sup>th</sup> May. Does the result of the election make you feel...?

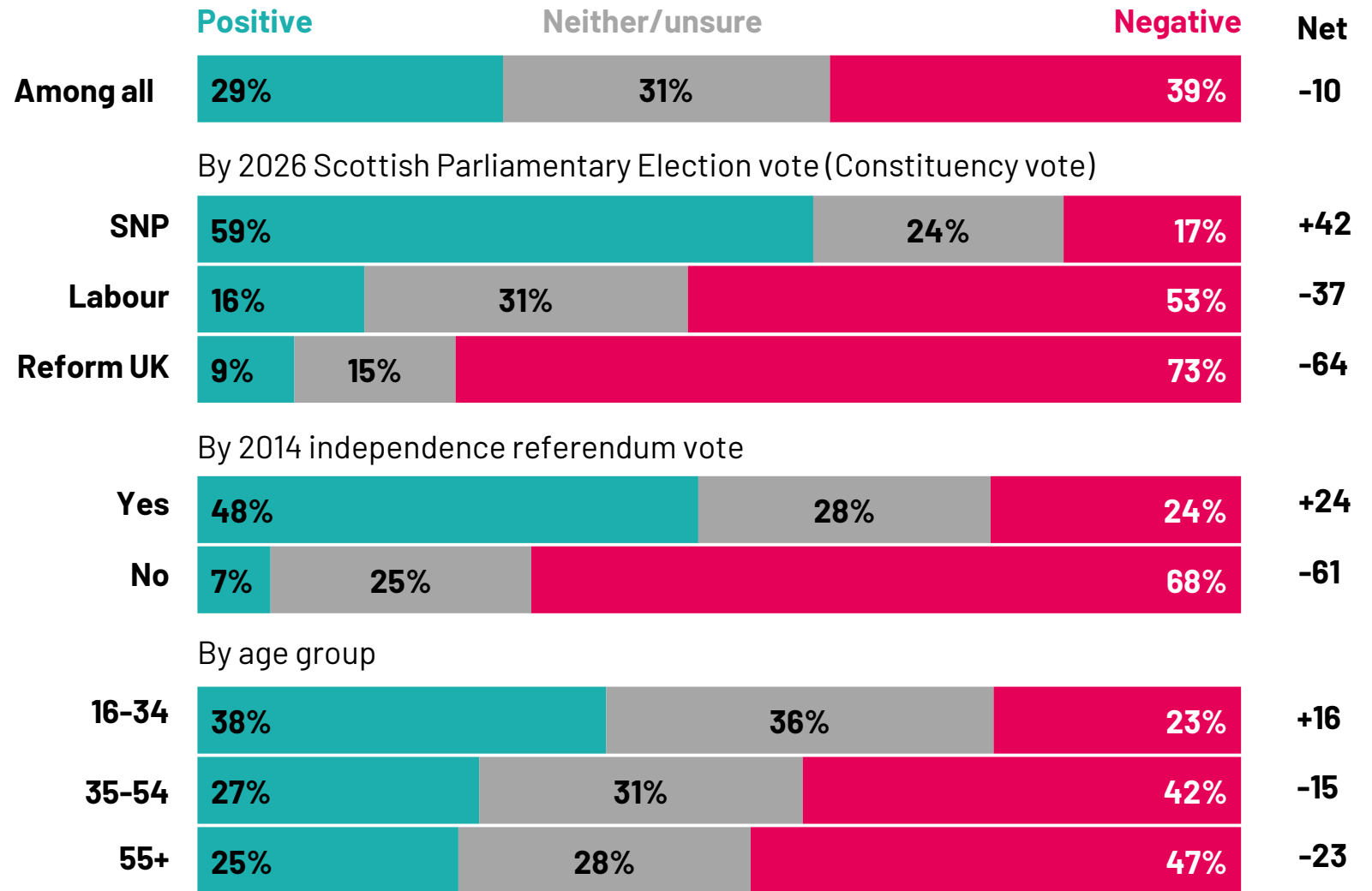


Base: 1,028 Online Scottish adults aged 16+, 22 - 29 May 2026

Source: Ipsos Scotland | Political Pulse

# Reaction to Scottish Parliament election result

As you may be aware, there was a Scottish Parliament election on Thursday 7<sup>th</sup> May. Does the result of the election make you feel...?

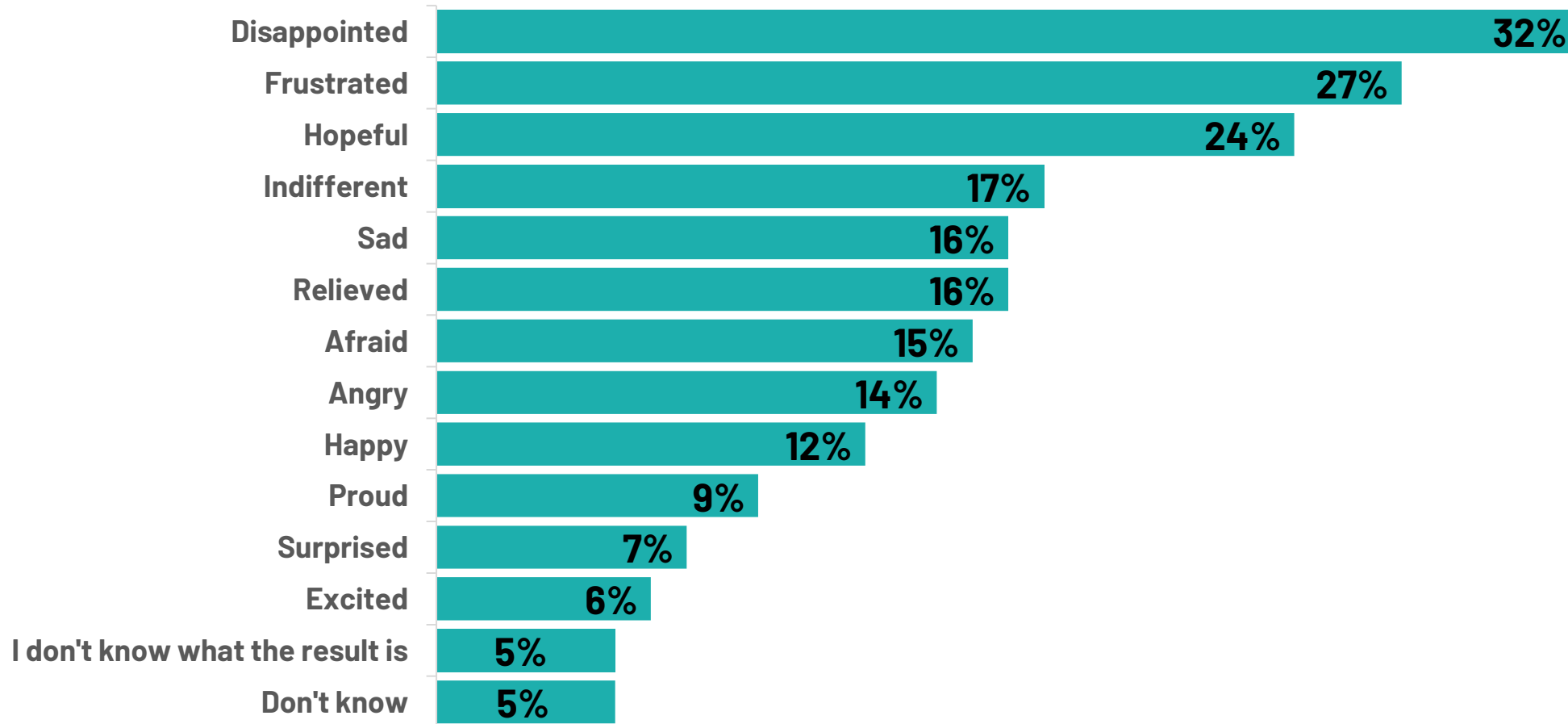


**Base:** 1,028 Online Scottish adults aged 16+, 22 - 29 May 2026, including 2026 Scottish Parliament Election SNP voters (364), Labour Party voters (150), Reform UK voters (102); 2014 Independence referendum 'Yes' voters (382), 2014 'No' voters (354); 16-34 year olds (268), 35-54 year olds (327), 55+ year olds (433).

Source: Ipsos Scotland | Political Pulse

# Reaction to Scottish Parliament election result

Thinking about the Scottish Parliament election result, which of these, if any, best describes how it makes you feel?

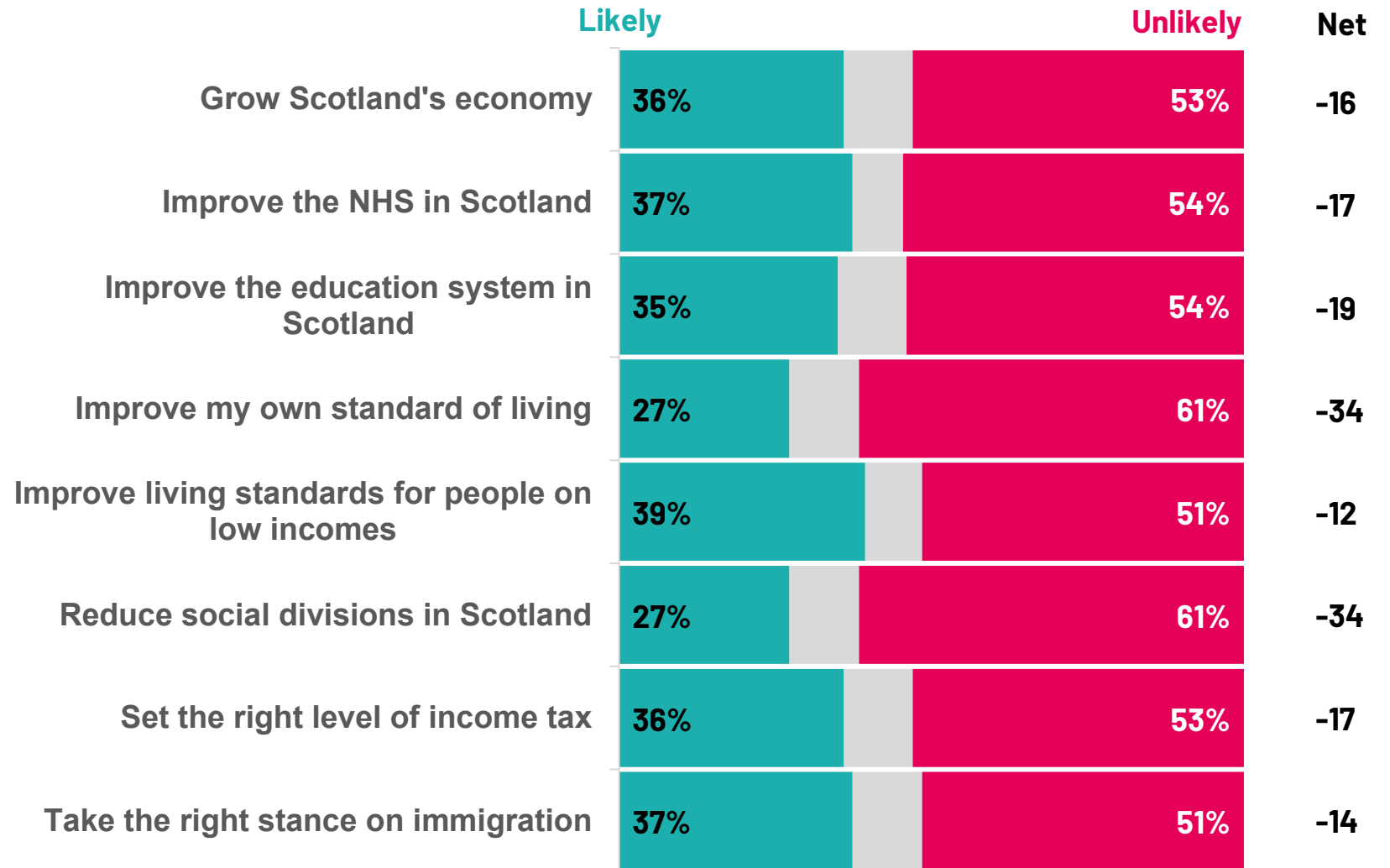


Base: 1,028 Online Scottish adults 16+, 22 - 29 May 2026

Source: Ipsos Scotland | Political Pulse

# Expectations of the new Scottish Government

How likely or unlikely do you think it is that the Scottish Government will do each of the following within the next five years?

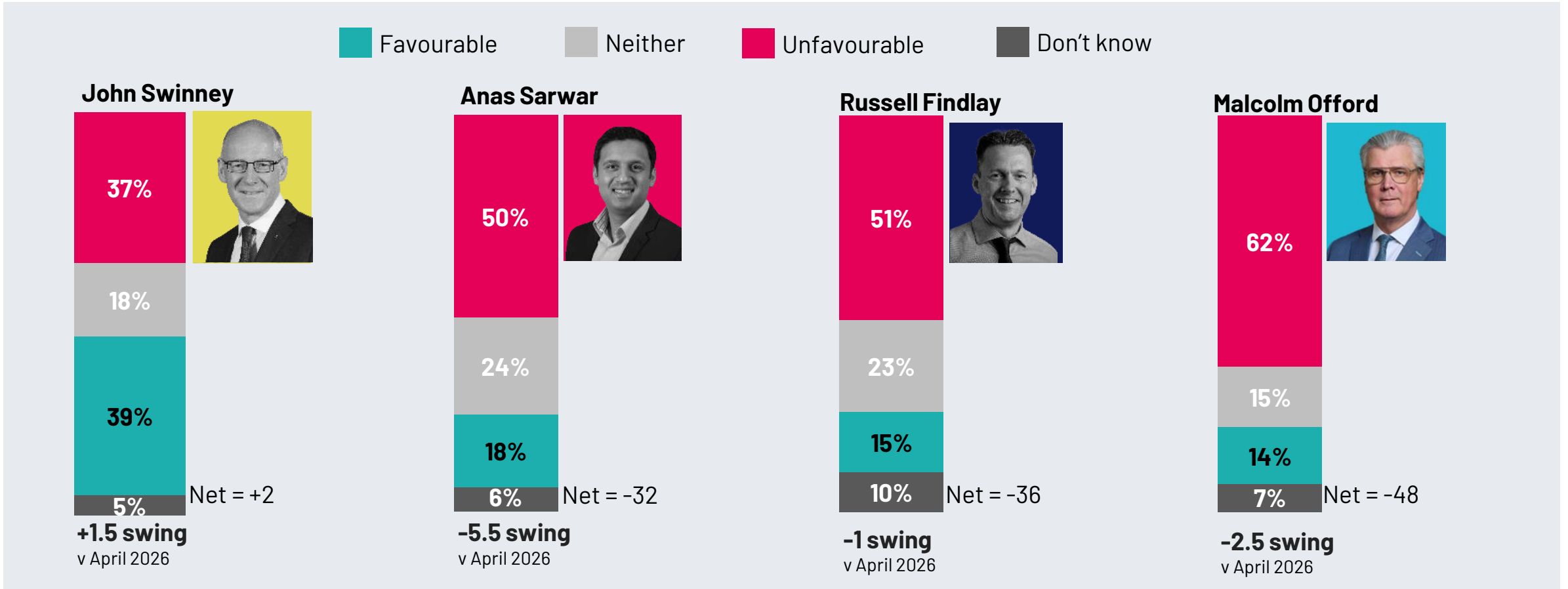


Base: 1,028 Online Scottish adults aged 16+, 22 - 29 May 2026

Source: Ipsos Scotland | Political Pulse

# Favourability towards Scottish party leaders

To what extent, if at all, do you have a favourable or unfavourable opinion of the following politicians?

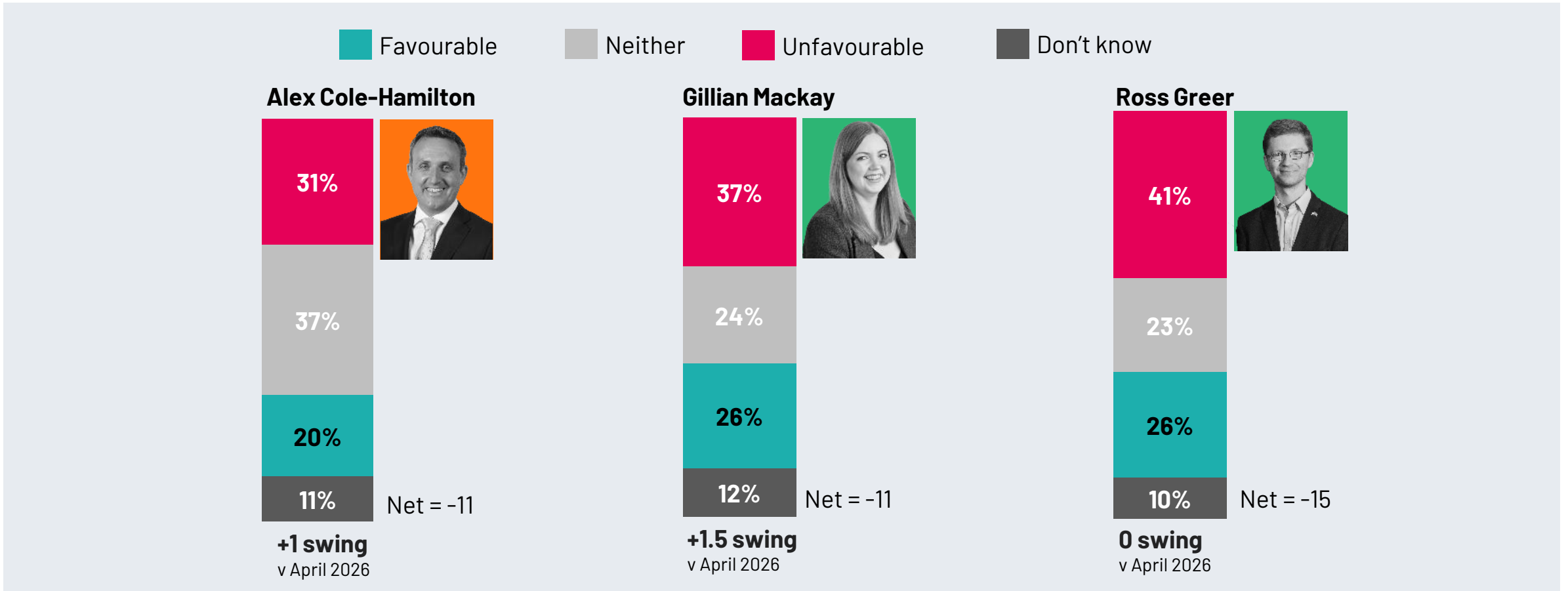


Base: 1,028 Online Scottish adults aged 16+, 22 - 29 May 2026

Source: Ipsos Scotland | Political Pulse

# Favourability towards Scottish party leaders

To what extent, if at all, do you have a favourable or unfavourable opinion of the following politicians?

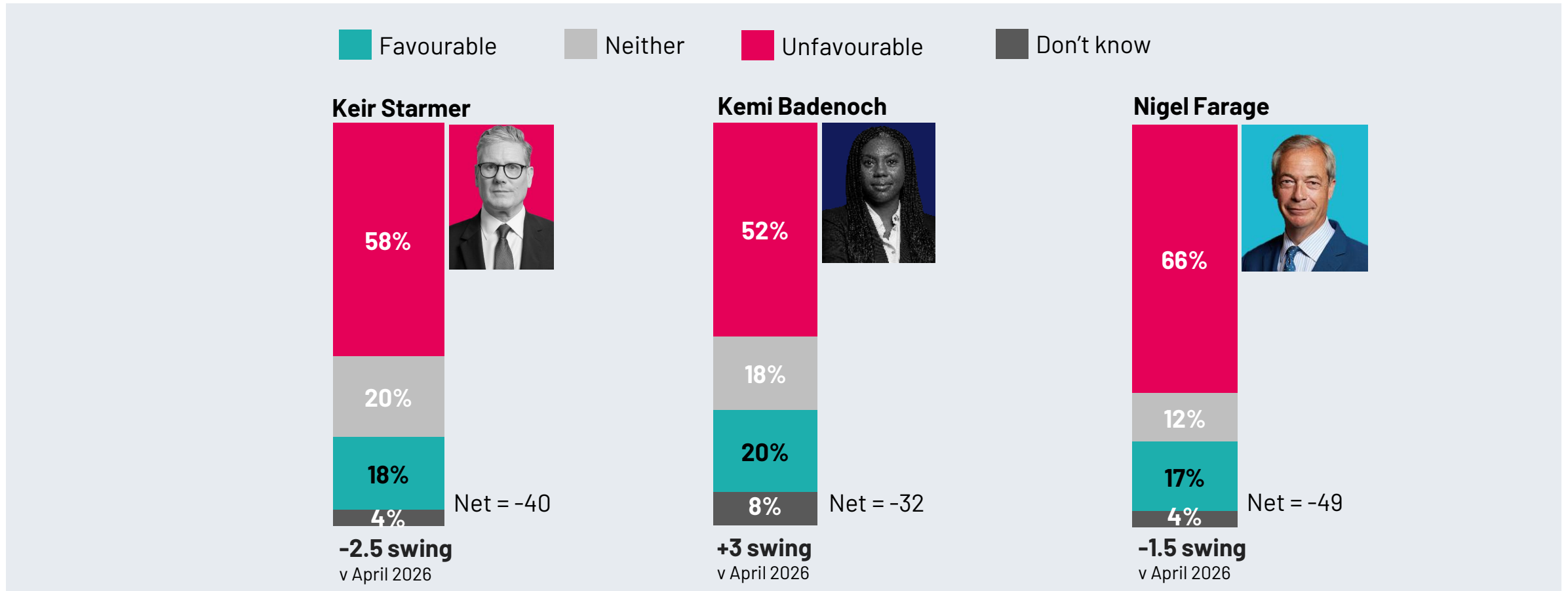


Base: 1,028 Online Scottish adults aged 16+, 22 - 29 May 2026

Source: Ipsos Scotland | Political Pulse

# Favourability towards UK party leaders

To what extent, if at all, do you have a favourable or unfavourable opinion of the following politicians?



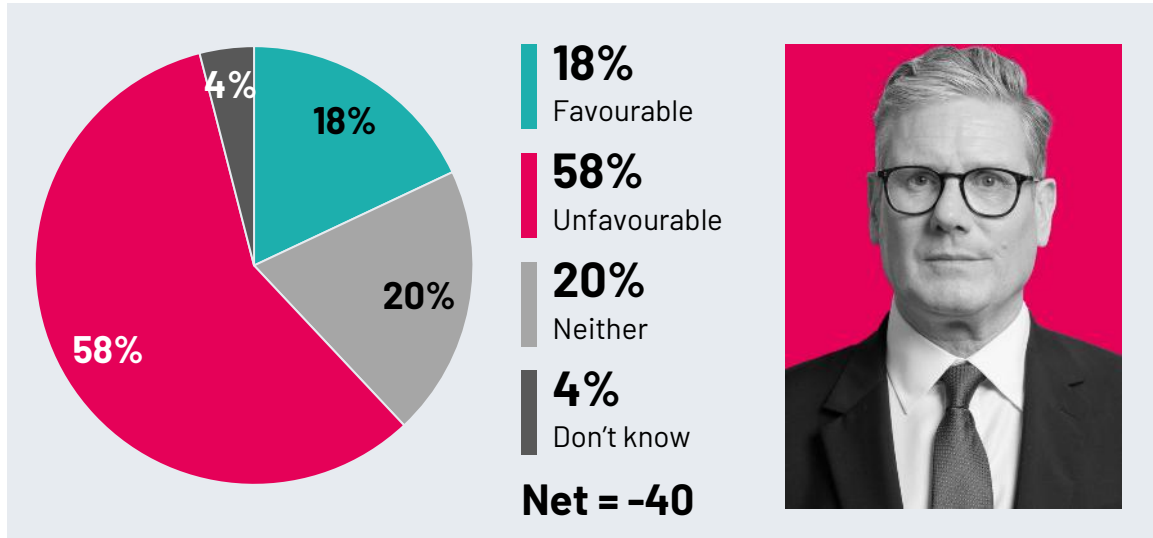
Base: 1,028 Online Scottish adults aged 16+, 22 - 29 May 2026

Source: Ipsos Scotland | Political Pulse

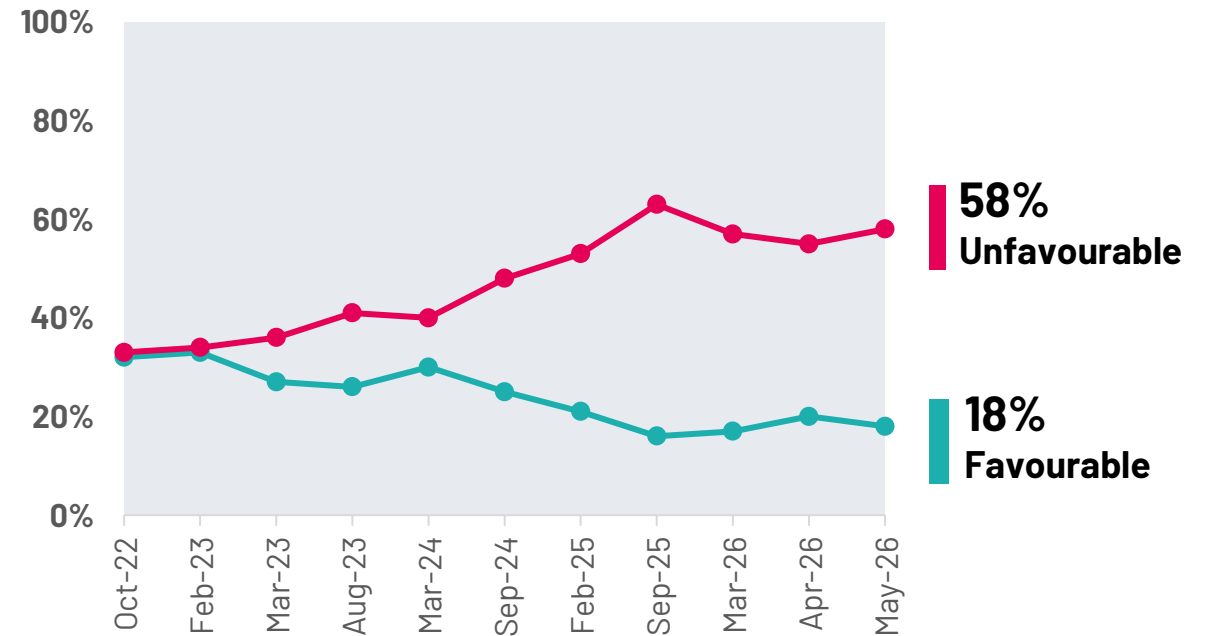
# Keir Starmer: Favourability

To what extent, if at all, do you have a favourable or unfavourable opinion of the following politicians and political parties? Keir Starmer

May 2026  
Among all



October 2022 – May 2026



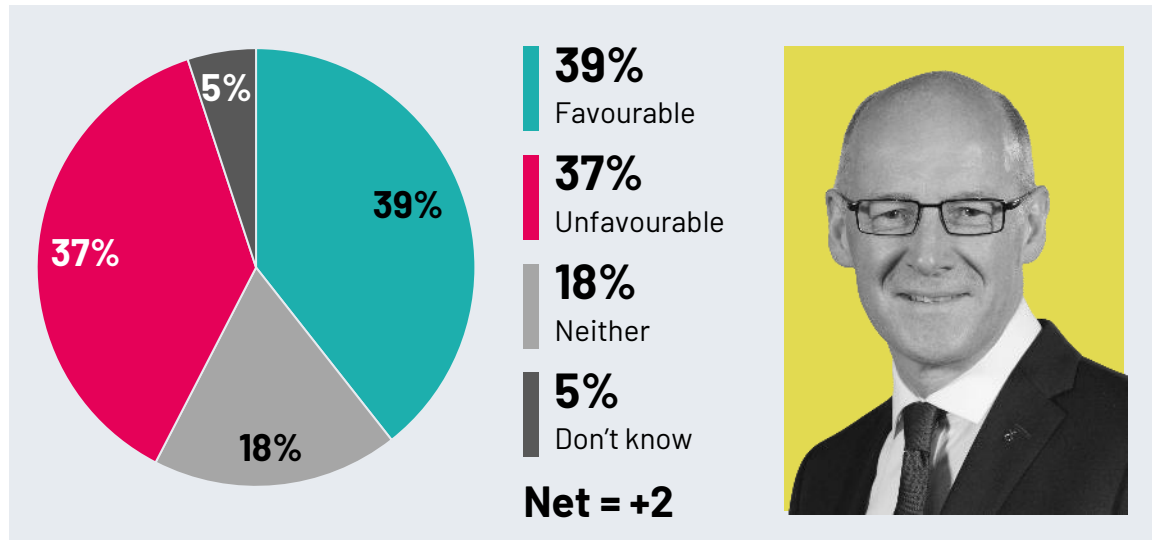
Base: 1,028 Online Scottish adults aged 16+, 22 - 29 May 2026 | 1,032 (Apr 2026) | 1,027 (Mar 2026) | 1,050 (Sept 2025) | 1,025 (Feb 2025) | 1,000 (Sept 2024) | 1,040 (Mar 2024) | 1,019 (Aug 2023) | 1,023 (Mar 2023) | 1,087 (Feb 2023) | 1,000 (Oct 2022)

Source: Ipsos Scotland | Political Pulse

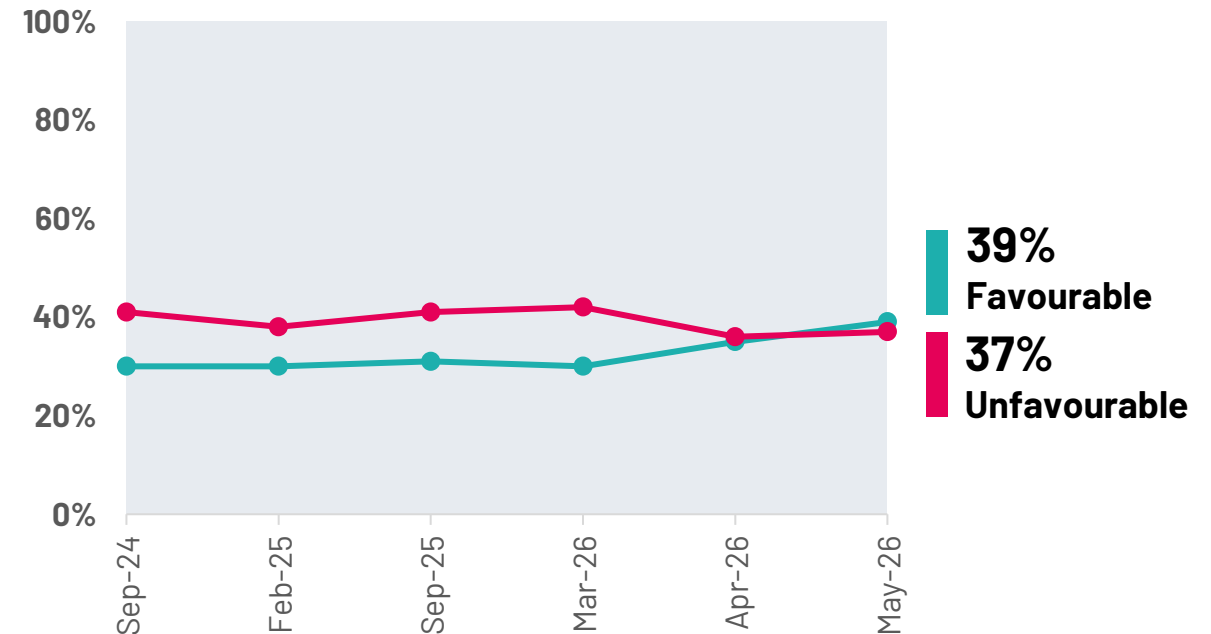
# John Swinney: Favourability

To what extent, if at all, do you have a favourable or unfavourable opinion of the following politicians and political parties? John Swinney

May 2026  
Among all



September 2024 – May 2026



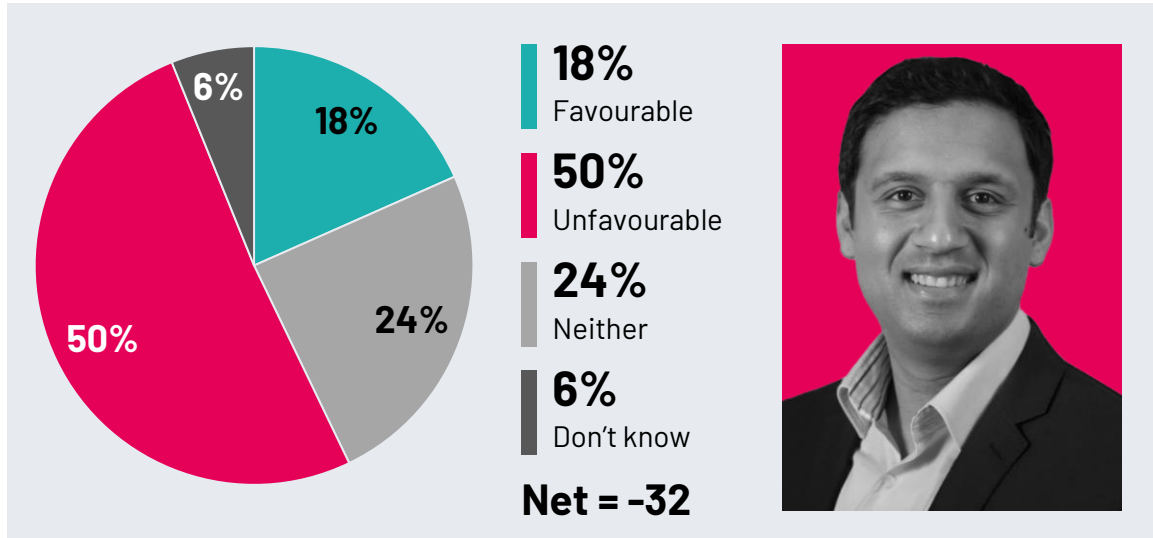
Base: 1,028 Online Scottish adults aged 16+, 22 – 29 May 2026 | 1,032 (Apr 2026) | 1,027 (Mar 2026) | 1,050 (Sept 2025) | 1,025 (Feb 2025) | 1,000 (Sept 2024)

Source: Ipsos Scotland | Political Pulse

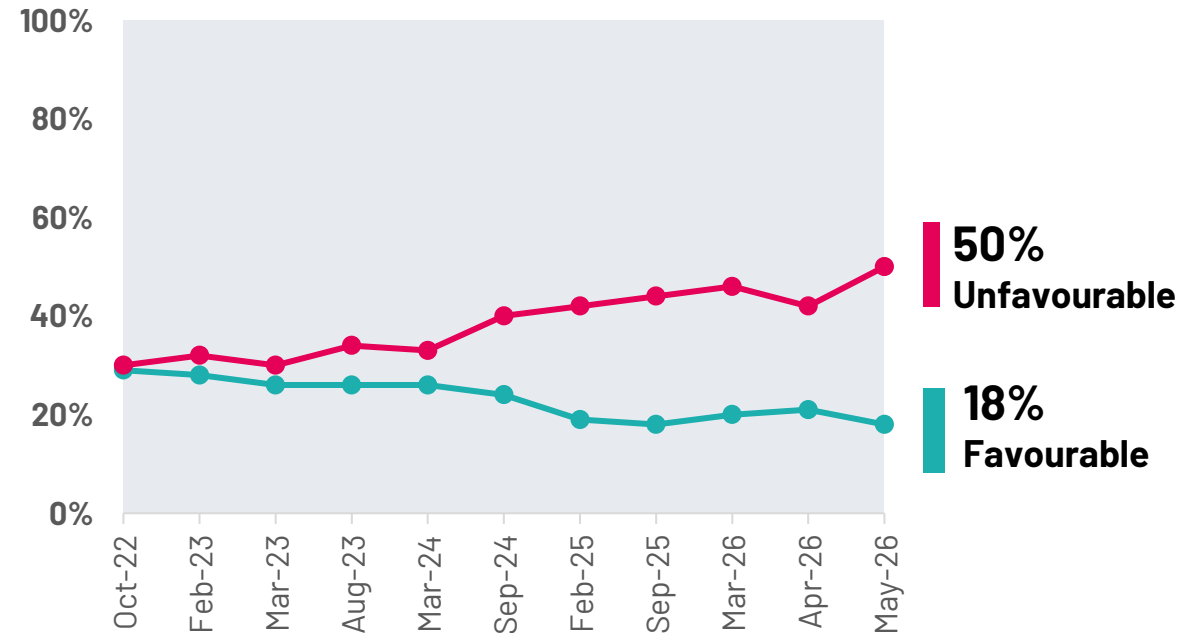
# Anas Sarwar : Favourability

To what extent, if at all, do you have a favourable or unfavourable opinion of the following politicians and political parties? Anas Sarwar

May 2026  
Among all



October 2022 – May 2026

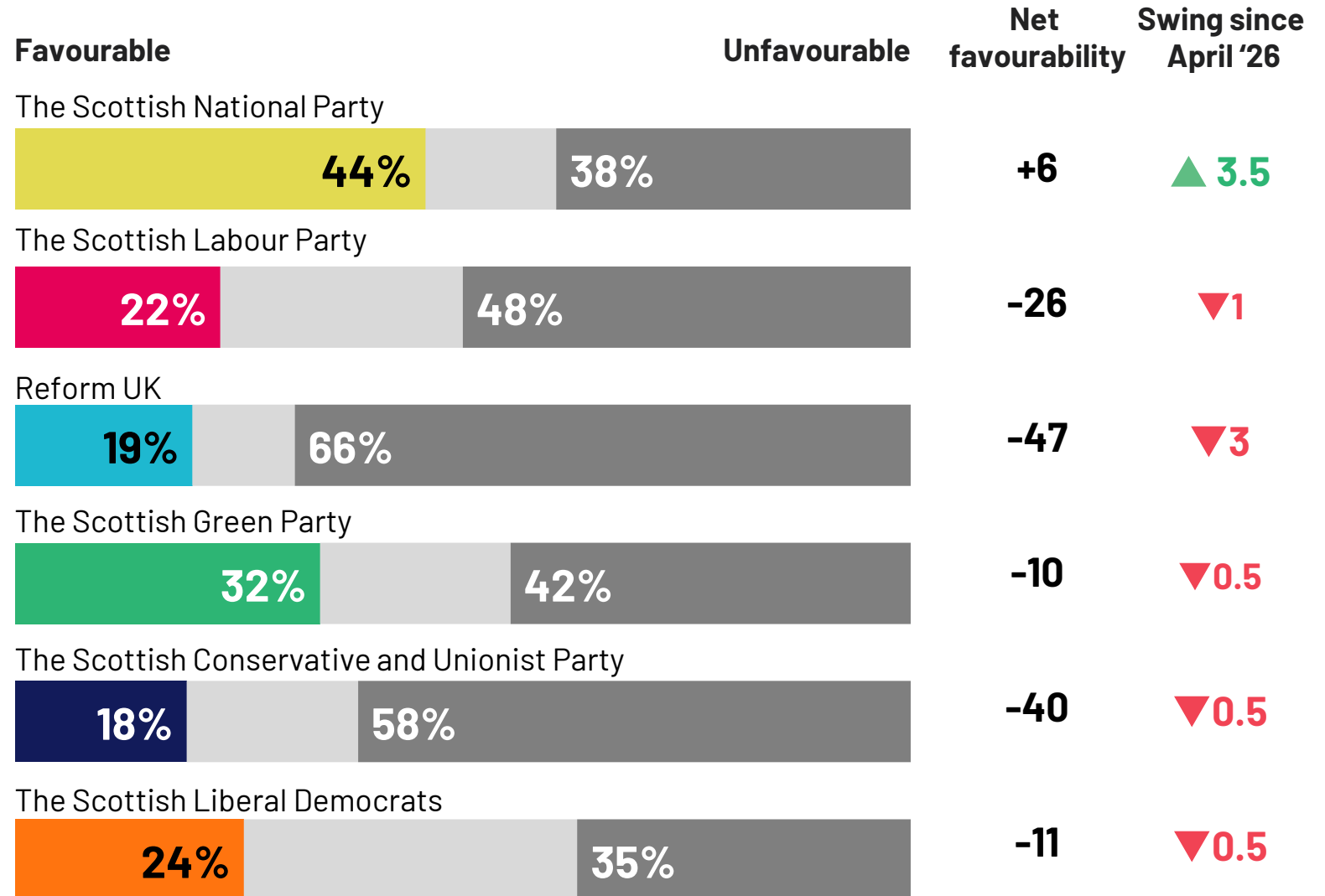


Base: 1,028 Online Scottish adults aged 16+, 22 – 29 May 2026 | 1,032 (Apr 2026) | 1,027 (Mar 2026) | 1,050 (Sept 2025) | 1,025 (Feb 2025) | 1,000 (Sept 2024) | 1,040 (Mar 2024) | 1,019 (Aug 2023) | 1,023 (Mar 2023) | 1,087 (Feb 2023) | 1,000 (Oct 2022)

Source: Ipsos Scotland | Political Pulse

# Favourability towards political parties

To what extent, if at all, do you have a favourable or unfavourable opinion of the following politicians and political parties?



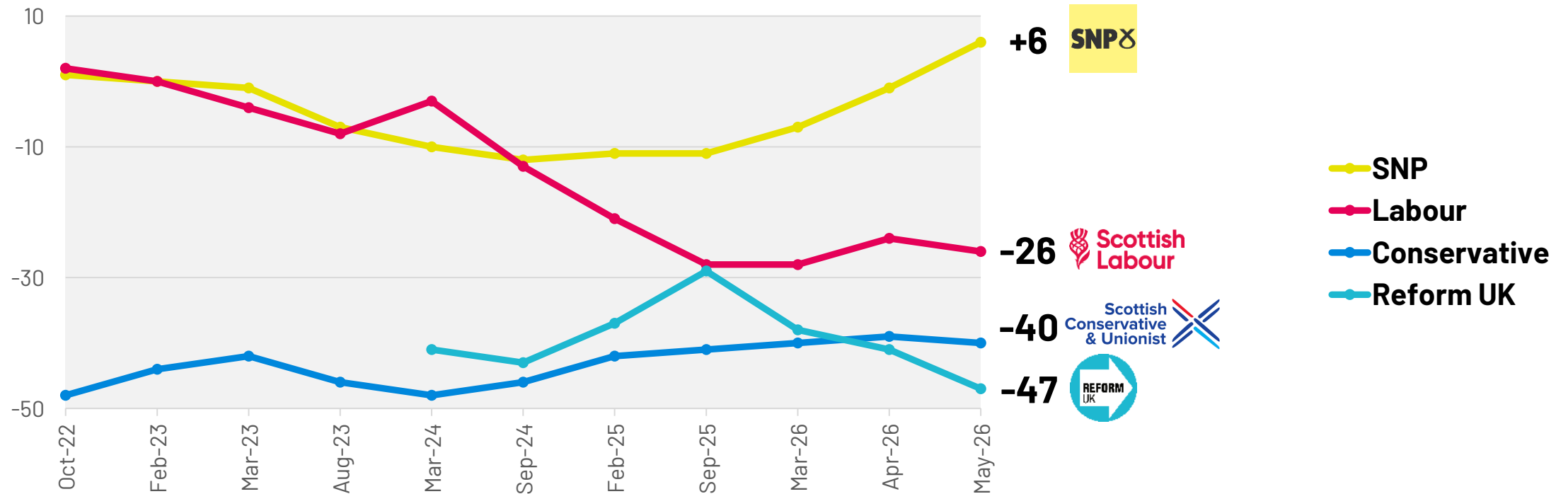
Base: 1,028 Online Scottish adults aged 16+, 22 - 29 May 2026

Source: Ipsos Scotland | Political Pulse

# Favourability towards political parties: trends

To what extent, if at all, do you have a favourable or unfavourable opinion of the following politicians and political parties?

## Net favourability

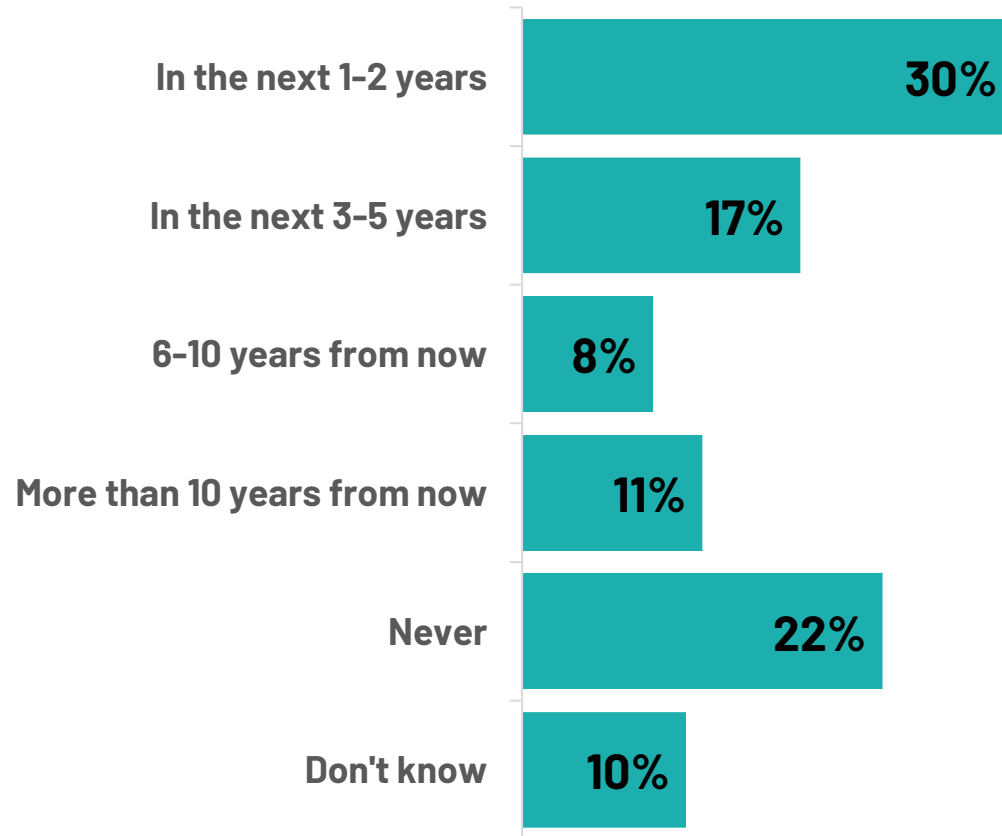


Base: 1,028 Online Scottish adults aged 16+, 22 - 29 May 2026 | 1,032 (Apr 2026) | 1,027 (Mar 2026) | 1,050 (Sept 2025) | 1,025 (Feb 2025) | 1,000 (Sept 2024) | 1,040 (Mar 2024) | 1,019 (Aug 2023) | 1,023 (Mar 2023) | 1,087 (Feb 2023) | 1,000 (Oct 2022)

Source: Ipsos Scotland | Political Pulse

# Views on when there should be another Scottish independence referendum, if at all

Leaving aside how you would vote, when, if ever, do you think there should be another referendum on Scottish independence?

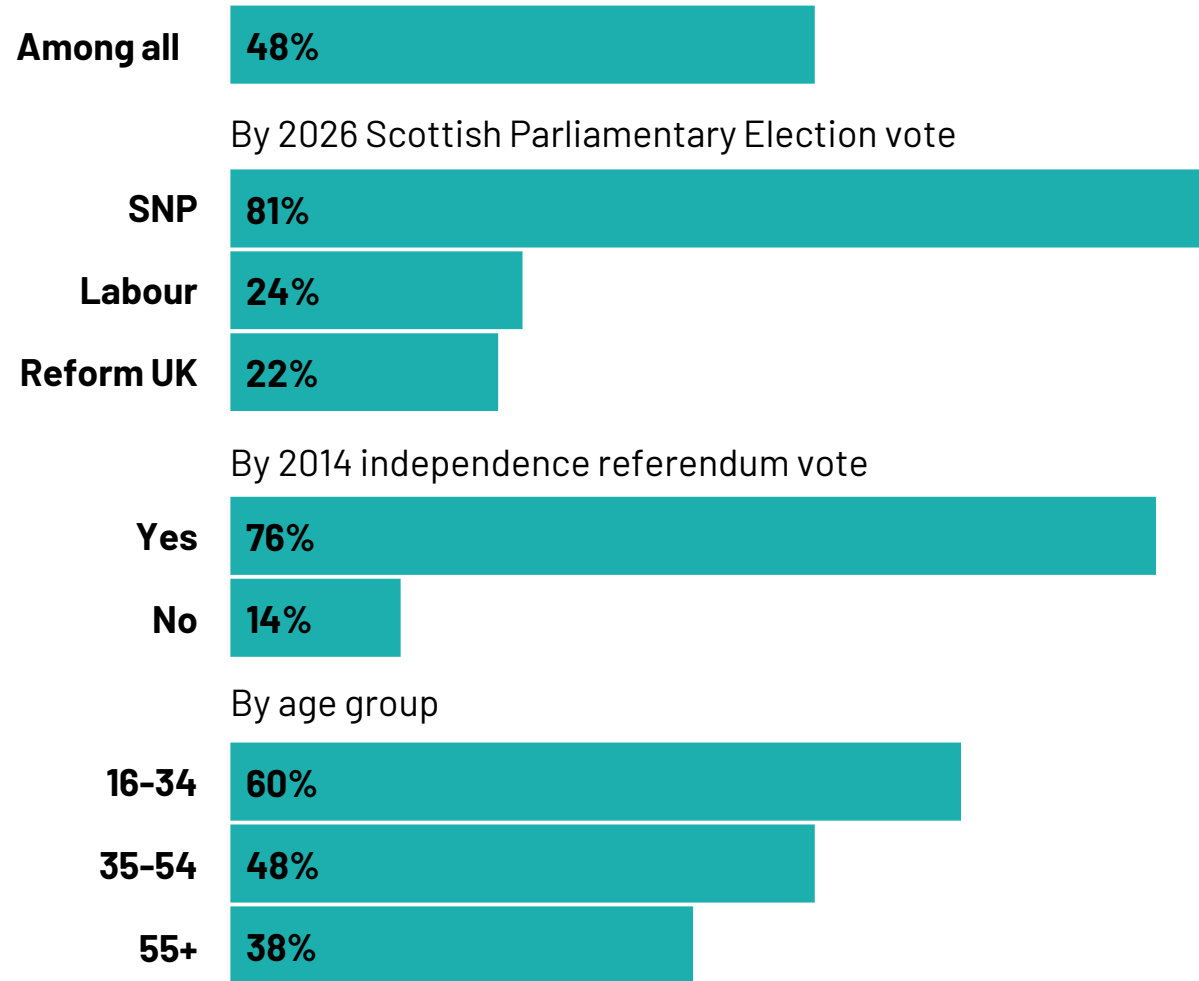


Base: 1,028 Online Scottish adults 16+, 22 - 29 May 2026

Source: Ipsos Scotland | Political Pulse

# Views on when there should be another Scottish independence referendum

## In the next 5 years

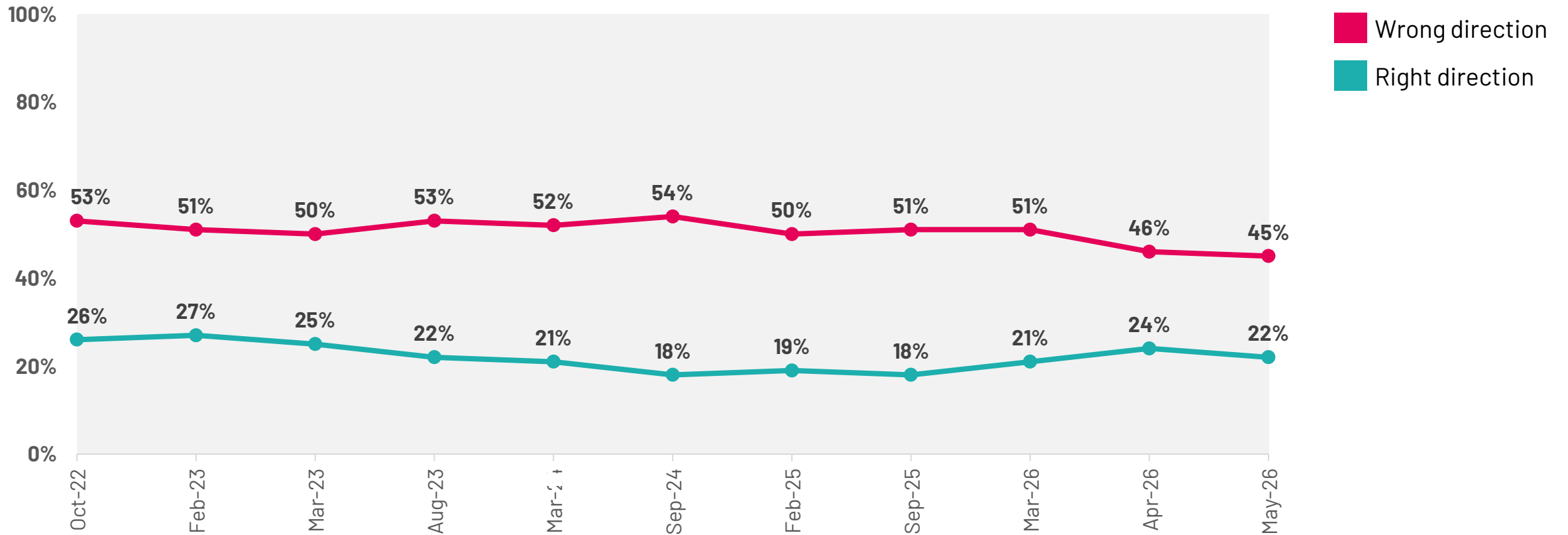


**Base:** 1,028 Online Scottish adults aged 16+, 22 - 29 May 2026, including 2026 Scottish Parliament Election SNP voters (364), Labour Party voters (150), Reform UK voters (102); 2014 Independence referendum 'Yes' voters (382), 2014 'No' voters (354); 16-34 year olds (268), 35-54 year olds (327), 55+ year olds (433).

**Source:** Ipsos Scotland | Political Pulse

# Direction of the country: trend

Generally speaking, do you think things in Scotland are heading in the right direction or wrong direction?

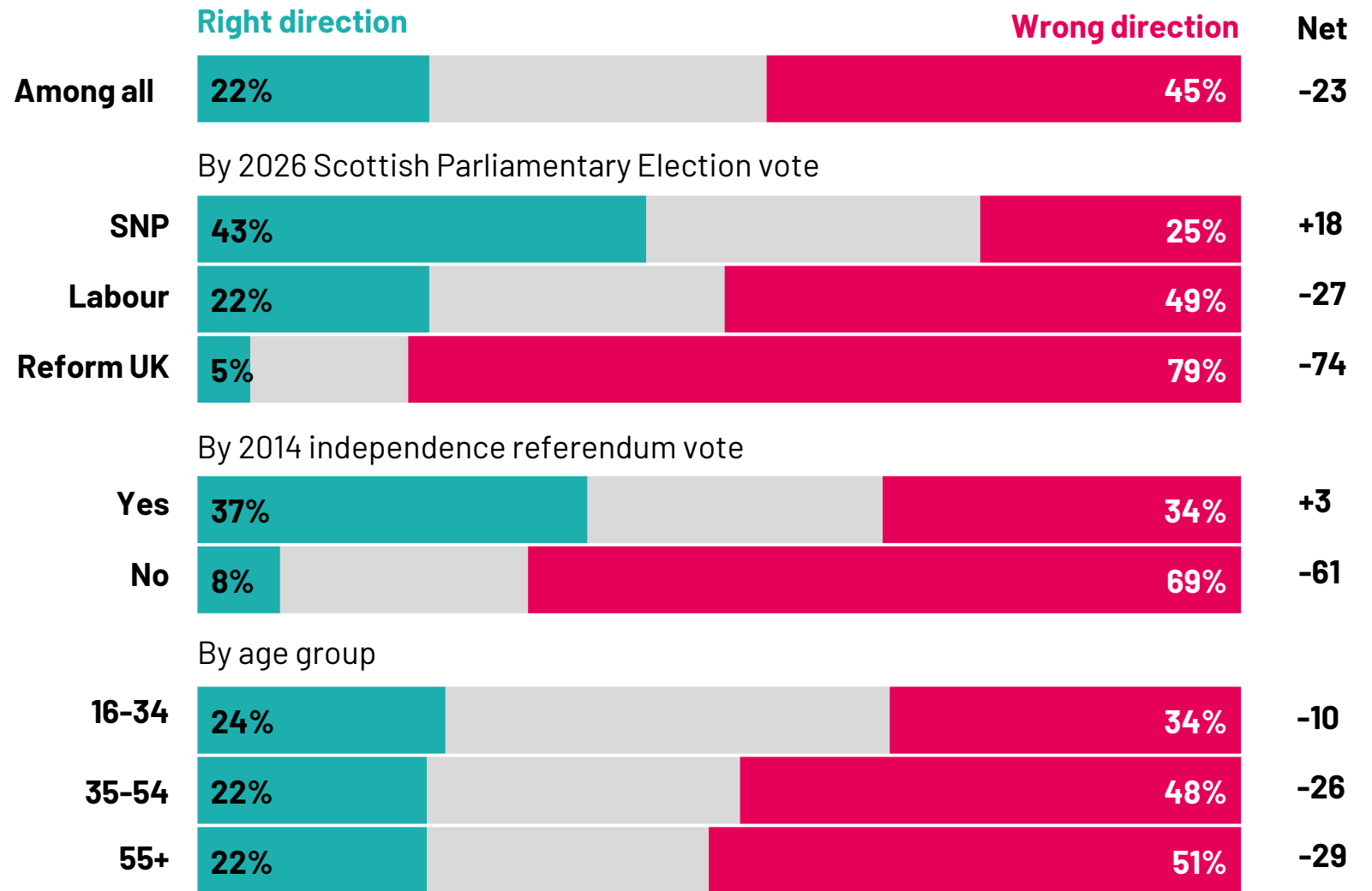


Base: 1,028 Online Scottish adults aged 16+, 22 - 29 May 2026 | 1,032 (Apr 2026) | 1,027 (Mar 2026) | 1,050 (Sept 2025) | 1,025 (Feb 2025) | 1,000 (Sept 2024) | 1,040 (Mar 2024) | 1,019 (Aug 2023) | 1,023 (Mar 2023) | 1,087 (Feb 2023) | 1,000 (Oct 2022)

Source: Ipsos Scotland | Political Pulse

# Direction of the country

Generally speaking, do you think things in Scotland are heading in the right direction or wrong direction?




**Base:** 1,028 Online Scottish adults aged 16+, 22 - 29 May 2026, including 2026 Scottish Parliament Election SNP voters (364), Labour Party voters (150), Reform UK voters (102); 2014 Independence referendum 'Yes' voters (382), 2014 'No' voters (354); 16-34 year olds (268), 35-54 year olds (327), 55+ year olds (433).

Source: Ipsos Scotland | Political Pulse

# METHODS

- Ipsos interviewed a representative quota sample of 1,028 adults aged 16+ in Scotland.
- Interviews took place online between 22 and 29 May 2026.
- Data has been weighted to the known offline population proportions.
- Where results do not sum to 100%, this may be due to computer rounding, multiple responses, or the exclusion of “don’t know” categories.
- All polls are subject to a wide range of potential sources of error.





## Scotland Political Pulse, May 2026

### For more information

#### Emily Gray

Managing Director, Ipsos Scotland

[Emily.Gray@ipsos.com](mailto:Emily.Gray@ipsos.com)

#### Rachel Ormston

Research Director, Ipsos Scotland

[Rachel.Ormston@ipsos.com](mailto:Rachel.Ormston@ipsos.com)

#### Sally Abernethy

Associate Director, Ipsos Scotland

[Sally.Abernethy@ipsos.com](mailto:Sally.Abernethy@ipsos.com)

#### Laoise Rogers

Research Executive, Ipsos Scotland

[Laoise.Rogers@ipsos.com](mailto:Laoise.Rogers@ipsos.com)